


*2021 State of Texas*  
*Consolidated Annual Performance and Evaluation Report*  
*Reporting on Program Year 2020*



Prepared by:

**Texas Department of Housing and Community Affairs**

Housing Resource Center  
PO Box 13941  
Austin, TX 78711-3941  
Phone: (512) 475-3976  
Fax: (512) 475-3746  
[www.tdhca.state.tx.us](http://www.tdhca.state.tx.us)

**Texas Department of Agriculture**

Office of Rural Affairs  
PO Box 12847  
Austin, TX 78711-2847  
Phone: (512) 936-6701  
Fax: (512) 936-6776  
[www.texasagriculture.gov](http://www.texasagriculture.gov)

**Department of State Health Services**

HIV/STD Program  
PO Box 149347, MC 1873  
Austin, TX 78714-9347  
Phone: (737) 255-4300  
Fax: (512) 989-4008  
[www.dshs.texas.gov](http://www.dshs.texas.gov)

## Contents

CR-05 - Goals and Outcomes .....	1
CR-10 - Racial and Ethnic composition of families assisted .....	14
CR-15 - Resources and Investments 91.520(a) .....	16
CR-20 - Affordable Housing 91.520(b) .....	25
CR-25 - Homeless and Other Special Needs 91.220(d, e); 91.320(d, e); 91.520(c) .....	29
CR-30 - Public Housing 91.220(h); 91.320(j) .....	32
CR-35 - Other Actions 91.220(j)-(k); 91.320(i)-(j).....	34
CR-40 - Monitoring 91.220 and 91.230.....	45
CR-45 - CDBG 91.520(c).....	46
CR-50 - HOME 91.520(d).....	47
CR-55 - HOPWA 91.520(e) .....	49
CR-56 - HTF 91.520(h) .....	50
CR-60 - ESG 91.520(g) (ESG Recipients only) .....	51
CR-65 - Persons Assisted.....	83
CR-70 – ESG 91.520(g) - Assistance Provided and Outcomes.....	84
CR-75 – Expenditures.....	85

## **CR-05 - Goals and Outcomes**

### **Progress the jurisdiction has made in carrying out its strategic plan and its action plan. 91.520(a)**

This could be an overview that includes major initiatives and highlights that were proposed and executed throughout the program year.

The information contained in this Consolidated Annual Performance and Evaluation Report (CAPER or Report) provides an assessment of the State of Texas' progress towards meeting stated goals and objectives stated in the 2020-2024 Consolidated Plan and One Year Action Plan goals and objectives for Program Year (PY) 2020. The CAPER reports on Program Year 2020 (September 1, 2020, through August 31, 2021) for the following federal formula grant programs:

Community Development Block Grant (CDBG)  
HOME Investment Partnerships Program (HOME)  
Housing Opportunities for Persons with AIDS (HOPWA)  
Emergency Solutions Grant (ESG), and  
National Housing Trust Fund (NHTF)

This CAPER will also provide information on progress towards meeting stated goals and objectives for ESG-CV, CDBG-CV and HOPWA-CV CARES Act funding which was originally added to the State of Texas 2019 One-Year Action Plan, but is being reported in this CAPER per guidance from HUD.

The Texas Department of Housing and Community Affairs (TDHCA) administers HOME, ESG, ESG-CV, NHTF and CDBG-CV programs; the Texas Department of Agriculture (TDA) administers CDBG; and the Texas Department of State Health Services (DSHS) administers HOPWA and HOPWA-CV. TDHCA coordinates the preparation of the State of Texas Consolidated Plan documents, including the CAPER.

For specific progress made by each of these programs, for reporting in accordance with the Violence Against Women Act (VAWA), and for reporting in accordance with Notice CPD 17-06: Using CPD Funds for Disaster Response and Recovery, see the narrative sections below Table 1 - Accomplishments - Program Year & Strategic Plan to Date.

### **Comparison of the proposed versus actual outcomes for each outcome measure submitted with the consolidated plan and explain, if applicable, why progress was not made toward meeting goals and objectives. 91.520(g)**

Categories, priority levels, funding sources and amounts, outcomes/objectives, goal outcome indicators, units of measure, targets, actual outcomes/outputs, and percentage completed for each of the grantee's program year goals.

Goal	Category	Source / Amount	Indicator	Unit of Measure	Expected – Strategic Plan	Actual – Strategic Plan	Percent Complete	Expected – Program Year	Actual – Program Year	Percent Complete
Acquisition & Construction of Single Family Housing	Affordable Housing Non-Homeless Special Needs	HOME: \$	Homeowner Housing Added	Household Housing Unit	76	1	1.32%	15	1	6.67%
CDBG Colonia Self-Help Centers	Self-Help Centers	CDBG: \$	Other	Other	22870	5929	25.92%	4574	5929	129.62%
CDBG Colonia Set-Aside	Affordable Housing Non-Housing Community Development	CDBG Colonias Set-aside: \$	Public Facility or Infrastructure Activities other than Low/Moderate Income Housing Benefit	Persons Assisted	10875	686	6.31%	2175	686	31.54%
CDBG Economic Development	Non-Housing Community Development Economic Development	CDBG: \$	Public Facility or Infrastructure Activities other than Low/Moderate Income Housing Benefit	Persons Assisted	890415	149145	16.75%	178083	149145	83.75%
CDBG Planning/Capacity Building	Non-Housing Community Development	CDBG: \$	Public Facility or Infrastructure Activities other than Low/Moderate Income Housing Benefit	Persons Assisted	202930	55682	27.44%	40586	0	0.00%

CDBG Public Improvements and Facilities	Non-Housing Community Development	CDBG: \$	Public Facility or Infrastructure Activities other than Low/Moderate Income Housing Benefit	Persons Assisted	1200035	205504	17.12%	240007	205504	85.62%
CDBG Urgent Need	Non-Housing Community Development	CDBG: \$	Public Facility or Infrastructure Activities other than Low/Moderate Income Housing Benefit	Persons Assisted	0	0		9010	0	0.00%
Homeless Goals	Homeless	ESG: \$	Tenant-based rental assistance / Rapid Rehousing	Households Assisted	5115	379	7.41%	1023	379	37.05%
Homeless Goals	Homeless	ESG: \$	Homeless Person Overnight Shelter	Persons Assisted	84147	12001	14.26%	16829	12001	71.31%
Homeless Goals	Homeless	ESG: \$	Homelessness Prevention	Persons Assisted	15067	2978	19.77%	3013	2987	99.14%
HOPWA Facility-Based Housing Subsidy Assistance	Affordable Housing Homeless Non-Homeless Special Needs	HOPWA: \$	Homeless Person Overnight Shelter	Persons Assisted	445	178	40.00%			
HOPWA Facility-Based Housing Subsidy Assistance	Affordable Housing Homeless Non-Homeless Special Needs	HOPWA: \$	Homelessness Prevention	Persons Assisted	0	0		89	0	0.00%

HOPWA Facility-Based Housing Subsidy Assistance	Affordable Housing Homeless Non-Homeless Special Needs	HOPWA: \$	HIV/AIDS Housing Operations	Household Housing Unit	0	0		93	0	0.00%
HOPWA Funded Supportive Services	Affordable Housing Homeless Non-Homeless Special Needs	HOPWA: \$	Public service activities other than Low/Moderate Income Housing Benefit	Persons Assisted	5510	1018	18.48%	1102	0	0.00%
HOPWA Housing Information Services	Affordable Housing Non-Homeless Special Needs	HOPWA: \$	Public service activities other than Low/Moderate Income Housing Benefit	Persons Assisted	175	4	2.29%	35	0	0.00%
HOPWA Permanent Housing Placement Assistance	Affordable Housing Homeless Non-Homeless Special Needs	HOPWA: \$	Public service activities other than Low/Moderate Income Housing Benefit	Persons Assisted	630	102	16.19%	126	102	80.95%
HOPWA Project Sponsor Administration	Non-Homeless Special Needs	HOPWA: \$	Other	Other	0	0				
HOPWA Resource Identification	Affordable Housing Homeless Non-Homeless Special Needs	HOPWA: \$	Other	Other	0	0				

HOPWA Short-Term Rent, Mortgage & Utilities Asst.	Affordable Housing Non-Homeless Special Needs	HOPWA: \$	Homelessness Prevention	Persons Assisted	2410	536	22.24%	482	536	111.20%
HOPWA Tenant-Based Rental Assistance	Affordable Housing Non-Homeless Special Needs	HOPWA: \$	Tenant-based rental assistance / Rapid Rehousing	Households Assisted	2930	697	23.79%	586	697	118.94%
Households in New/Rehabilitated Multifamily Units	Affordable Housing Non-Homeless Special Needs	HOME: \$	Rental units constructed	Household Housing Unit	712	34	4.78%	131	34	25.95%
Households in New/Rehabilitated Multifamily Units	Affordable Housing Non-Homeless Special Needs	HOME: \$	Rental units rehabilitated	Household Housing Unit	305	50	16.39%	56	50	89.29%
NHTF Households in New/Rehabbed Multifamily Units	Affordable Housing Non-Homeless Special Needs	Housing Trust Fund: \$	Rental units constructed	Household Housing Unit	300	29	9.67%	60	29	48.33%
NHTF Households in New/Rehabbed Multifamily Units	Affordable Housing Non-Homeless Special Needs	Housing Trust Fund: \$	Rental units rehabilitated	Household Housing Unit	75	0	0.00%	15	0	0.00%
Reconstruction of Single Family Housing	Affordable Housing Non-Homeless Special Needs	HOME: \$	Homeowner Housing Rehabilitated	Household Housing Unit	561	88	15.69%	112	88	78.57%

Tenant Based Rental Assistance with HOME Funding	Affordable Housing Non-Homeless Special Needs	HOME: \$	Tenant-based rental assistance / Rapid Rehousing	Households Assisted	1504	2757	183.31%	301	2757	915.95%
--	---	----------	--	---------------------	------	------	---------	-----	------	---------

**Table 1 - Accomplishments – Program Year & Strategic Plan to Date**



**Assess how the jurisdiction’s use of funds, particularly CDBG, addresses the priorities and specific objectives identified in the plan, giving special attention to the highest priority activities identified.**

Texas CDBG has continued to address community development needs in rural Texas in carrying out the PY 2020 Action Plan. The vast majority of funding is required to be used to benefit low- to moderate-income areas, and the funding is awarded competitively with significant consideration for regional and local priorities, ensuring that the projects most important to communities are successful.

A rider to the TDA state appropriation retains 2.5% of the total annual CDBG allocation for the operation of colonia self-help centers in eight border counties, in addition to the 10% federally mandated colonia set-aside. The self-help centers, overseen by TDHCA's Office of Colonia Initiatives, made two awards in 2020, totaling \$1,650,000 and benefitting 9,176 persons.

Three awards were made using the Colonia Fund: Construction program. The \$2.2 million awarded will address basic human needs, including first-time water and sewer services, and other utility improvements, along with associated local administration costs.

**CDBG OTHER CONSTRUCTION - INFRASTRUCTURE IMPROVEMENTS** The Community Development (CD) Fund is the largest fund in the CDGB program. Under the CD Fund, grants are awarded on a competitive basis to address public facilities and housing needs such as sewer and water system improvements, street and drainage improvements, and projects designed to bring existing services up to at least state minimum standards. Of the 218 contracts awarded in PY 2020, 159 grants totaling \$48.5 million were funded by the CD fund. Of these, 77% of construction activity funds will providewater and sewer improvement activities, and another 12% will address road improvement activities.

Planning and capacity activities are important to assist small communities in identifying and prioritizing community development needs. The Planning and Capacity Building Fund for PY 2020 included 18 grants totaling \$791,045.

**URGENT NEED**

The State Urgent Need fund provides assistance for recovery from natural disasters and funds projects that resolve threats to the public health and/or safety of local residents in rural areas. Although historically an important part of the TxCDBG program, the challenges of partnering with multiple funding sources for severely impacted communities led TDA to redesign the program during this reporting period. Although available in PY 2020, no applications were received during this period.

**ECONOMIC DEVELOPMENT**

In PY 2020, CDBG funded 27 contracts totaling over \$13 million under the Main Street Program and the Downtown Revitalization Program to stimulate economic development in rural Texas downtown areas.

**ESG-CV Accomplishments**

During PY2020, ESG-CV Subrecipients assisted 1,584 households with tenant-based rental assistance through Rapid Rehousing, assisted 13,361 persons through overnight Emergency Shelter, and assisted 9,623 persons through Homelessness Prevention.

### **CDBG-CV Accomplishments**

During PY 2020, CDBG CARES (CDBG-CV) funds were received to prevent, prepare for, and respond to COVID 19. Eligible CDBG-CV programs were created during the program year. The Texas Emergency Rental Assistance Program provides rental assistance to income eligible households impacted by COVID-19 to help them stay housed during the pandemic. It is expected that 3,651 households will be assisted overall with rental assistance. In PY 2020, the program has assisted 3,558 households which includes 8,932 persons assisted. The Texas Emergency Mortgage Assistance Program provides mortgage assistance to eligible households impacted by COVID-19 to help with housing stability during the pandemic. It is expected that 2,480 households will be assisted overall with mortgage assistance. In PY 2020, the program has assisted 122 households which includes 300 persons assisted. The additional programs created did not report assistance during this Program Year and will be reported in PY 2021.

### **HOPWA-CV Accomplishments**

Of the HOPWA-CV award, DSHS reserved \$22,925.00 for grantee administrative expenses less than the allowable grantee administrative cap for HOPWA-CV awards in order to redirect further funds to HOPWA activities. For HOPWA 2020, HOPWA-CV contracts totaled \$702,011.00 for the program year. Of the \$702,011.00 contractual budget, \$701,944.58 was expended (100 percent). Of the \$724,936.00 total budget, \$724,869.58 was expended (100 percent). For direct housing assistance (Tenant-Based Rental Assistance or TBRA; Short-Term Rent, Mortgage, and Utility payments or STRMU; Facility-Based Housing Assistance or FBHA; and Permanent Housing Placement or PHP), \$628,054.36 was budgeted and \$627,987.94 was expended (100 percent). Individually, TBRA was budgeted at \$307,252.49 with \$307,252.49 expended (100 percent); STRMU was budgeted at \$261,510.06 with \$261,510.06 expended (100 percent); FBHA was budgeted at \$50,056.91 with \$49,990.49 expended (100 percent), and PHP was budgeted at \$9,234.90 with \$9,234.90 expended (100 percent). HOPWA expenditures per TBRA household averaged \$1,706.96 and \$1,041.87 per STRMU household. The Supportive Services budget was \$47,372.00 with \$47,372.00 expended (100 percent). Because housing case management is sometimes combined with case management funded by the Ryan White HIV/AIDS program, a significant amount of housing supportive services are leveraged from the Ryan White program and other funding sources. In the HOPWA 2020 program year, DSHS served 180 households with TBRA (126 percent of the 143 OYAP goal), 251 households with STRMU (118 percent of the 251 OYAP goal), 52 households with FBHA (168 percent of the 31 OYAP goal) 13 households with PHP (37 percent of the 35 OYAP goal) for a total of 485 unduplicated households served using HOPWA-CV funds. Of the 485 households served, 107 households also received HOPWA-CV-funded Supportive Services (181 percent of the 59 OYAP goal). All HOPWA clients receive supportive services at some level (via HOPWA or HOPWA-CV funding), but some supportive services for clients were leveraged with other funding sources and were not counted in this report.

### **HOME Progress made in carrying out its strategic plan and its action plan**

For the HOME Program, the state has made significant progress toward meeting needs identified in the Needs Assessment; however, TDHCAs response to ongoing impacts of the COVID-19 pandemic shifted the priority of the use of HOME funds. Part of TDHCAs response to the pandemic was offering a set-aside of funds for TBRA for those impacted, and the use of this set-aside dramatically increased the number of persons served with TBRA, causing TDHCA to exceed its initial goal by over 800%. In addition, other factors related to COVID-19, including dramatically increased construction costs and reduced availability of supplies and labor, created a lag in the performance of construction related activities. The impacts of COVID-19 on construction related projects are subsiding, and TDHCA expects that in the coming year substantial progress will be made toward goals that fell short this year. HOME allocation priorities are first met through a regional dispersion of funds in accordance with Tex. Govt Code §2306.111 which requires a Regional Allocation Formula (RAF) to allocate HOME funding. The RAF is adjusted annually using the most recent data from the Census Bureau to prioritize funding according to needs identified in the Consolidated Plan, including number of persons who live at or under 200% of the poverty line; number of households with rent or mortgage payments that exceed 30% of income; number of units with more than one person per room; and vacant units for rent or for sale. In addition, local administrators of TDHCA's HOME funds target assistance to special needs populations as identified through the consolidated planning progress such as the elderly, persons with disabilities, colonia residents, farmworkers, homeless populations, veterans, as well as other special needs groups identified in the Consolidated Plan. Overall, the HOME Program exceeded its PY 2020 goals for households served, but this is largely due to an increase of use for TBRA. Rental rehabilitation and new construction did under perform in PY2020, but this is largely due to the effects of the COVID-19 pandemic and is expected to rebound in the coming program years.

#### **ESG Progress made in carrying out its strategic plan and its action plan**

ESG subrecipients came within 1% of the target for homelessness prevention. For tenant based rental assistance provided under rapid rehousing, subrecipients met more than 37% of the goal. For households assisted with rapid rehousing, although the number served with tenant-based rental assistance fell short of the goal, at least 185 additional households were served with other forms of assistance under rapid rehousing. Additionally, many households that may have previously qualified for assistance under ESG Annual were assisted with ESG CARES, an additional 1,584 households received tenant based rental assistance under ESG CARES Rapid Rehousing projects. ESG subrecipients reached approximately 71% of the goal for persons assisted in overnight emergency shelter, although the number served fell short of the goal, at least 1,529 additional persons were served with other forms of assistance under emergency shelter. The low number of persons housed overnight in emergency shelter may also be accounted to social distancing requirements due to the COVID-19 pandemic, which resulted in many emergency shelters reducing their shelter capacity. TDHCA annually reevaluates its reporting structure, working toward ensuring that numbers are not duplicated, and that data quality is reliable. TDHCA will work with subrecipients to ensure that households served are identified with the appropriate assistance type, as inaccuracies in subrecipient classification of assistance type may be causing reporting discrepancies.

#### **HOPWA Progress made in carrying out its strategic plan and its action plan**

DSHS reserved \$90,242.00 for grantee administrative expenses (\$67,317.00 and \$22,925.00 from the HOPWA and HOPWA-CV awards respectively) less than the allowable grantee administrative caps for HOPWA and HOPWA-CV awards in order to redirect further funds to HOPWA activities. For HOPWA 2020, Administrative Agency (AA) contracts included both HOPWA and HOPWA-CV funds and totaled \$5,655,403.00 for the program year. Of the \$5,655,403.00 contractual budget, \$5,310,691.40 was expended (94 percent). Of the \$5,745,645.00 total budget, \$5,400,933.40 was expended (94 percent). HUD implemented a modernized version of the HOPWA formula allocation methodology during HOPWA 2017 to better reflect current HIV epidemic trends. Based on projections supplied by HUD during the HOPWA Institute in Tampa, Florida, Texas stood to gain formula grant funds over the next five years. In HOPWA 2019, DSHS formula grant award was \$4,422,464.00 and in HOPWA 2020, DSHS formula grant award was \$4,981,406.00, an increase of \$558,942.00 (13 percent). The HOPWA 2020 formula grant award represented the largest year-over-year formula grant award increase DSHS had ever received. HOPWA 2020 expenditures reached 94 percent of the total budget and overall expenditures decreased from \$5,642,717.47 in HOPWA 2019, to \$5,400,933.40 in HOPWA 2020, a decrease of \$241,784.07 (4 percent). Note, this decrease is due in part to the HOPWA 2019 program year covering a longer 19-month period (with proportionally more expenditures) while the HOPWA 2020 program year covered a 12-month period (with proportionally less expenditures). During the HOPWA 2020 program year, DSHS liquidated the HOPWA 2018 regular and HOPWA-CV formula award balances. These additional funds helped DSHS, AAs, and Project Sponsors adapt to anticipated additional funding from formula modernization and build service capacity at the local level for a long-term increase in expenditures. The additional funding also helped Project Sponsors maintain operations and take other necessary actions in order to prevent, prepare for, and respond to coronavirus. For direct housing assistance (TBRA, STRMU, FBHA, and PHP), \$4,408,135.36 was budgeted and \$4,152,939.72 was expended (94 percent). Individually, TBRA was budgeted at \$3,119,441.87 with \$2,987,380.30 expended (96 percent); STRMU was budgeted at \$787,221.30 with \$730,981.35 expended (93 percent); FBHA was budgeted at \$372,367.29 with \$353,354.34 expended (95 percent), and PHP was budgeted at \$129,104.90 with \$81,223.73 expended (63 percent). HOPWA expenditures per TBRA household averaged \$4,286.05 (\$4,630.07 in 2019) and \$1,363.77 per STRMU household (\$1,079.35 in 2019). The Supportive Services budget was \$976,934.00 with \$928,301.78 expended (95 percent). Because housing case management is sometimes combined with case management funded by the Ryan White HIV/AIDS program, a significant amount of housing supportive services are leveraged from the Ryan White program and other funding sources.

### **HOPWA Progress made in carrying out its strategic plan and its action plan (Cont.)**

Project Sponsors are permitted to use up to 7 percent of their HOPWA funds and up to 10 percent of their HOPWA-CV funds for administrative costs, which is cumulatively \$416,938.54. Project Sponsors budgeted less than the permitted amount (\$265,023.64) to utilize more funds for direct services and expended \$226,309.52, which is 4 percent of the total contractual allocation and 85 percent of the actual budgeted amount. In the HOPWA 2020 program year, DSHS served 697 households with TBRA (96 percent of the 729 OYAP goal), 536 households with STRMU (77 percent of the 695 OYAP goal), 178 households with FBHA (148 percent of the 120 OYAP goal) 102 households with PHP (63 percent of the 161 OYAP goal) for a total of 1,453 unduplicated households served using HOPWA and HOPWA-CV

funds. Of the 1,453 households served, 1,018 households also received HOPWA- and/or HOPWA-CV-funded Supportive Services (88 percent of the 1,161 OYAP goal). All HOPWA clients receive supportive services at some level, but some supportive services for clients were leveraged with other funding sources and were not counted in this report. Overall, the HOPWA program was very successful in the 2020 program year.

### **HOPWA use of State Funds**

DSHS 2020 HOPWA federal formula award was \$4,981,406.00. In addition to funding from the 2020 award, DSHS allocated available funding from the 2018 regular formula award and the 2020 CARES Act (HOPWA-CV) formula award. In the States 2020 One-Year Action Plan (OYAP), DSHS proposed to serve 729 TBRA, 695 STRMU, 120 FBHA, and 161 PHP households with housing assistance, and to provide 1,161 households with Supportive Services and 35 households with Housing Information Services. DSHS utilized an allocation formula based on prior allocations, historical expenditures, performance data, and reported waitlists. Funds were allocated to address the housing needs in areas with greater evidence of unmet need for HOPWA services. During the program year, DSHS reallocated activity funds and adjusted household goals within and between HIV Service Delivery Areas (HSDAs) to meet changing needs. At the end of the 2020 program year, there were 217 households on TBRA waitlists, 0 households on STRMU waitlists, and 0 household on FBHA waitlists. Total waitlisted households decreased from 338 in 2019 to 217 in 2020, a 36 percent decrease. This decrease is due, in part, to budget relief from resuming a normal 12-month period for the HOPWA 2020 program year as compared to the transitional 19-month period for the HOPWA 2019 program year. After gathering feedback from AAs, DSHS allocated the Fiscal Year 2020 formula increase to assist in reducing the waitlists in the current program year. The majority of Project Sponsors (22 of 29) did not have waitlists compared to 17 of 30 without waitlists in 2019. Many TBRA clients depend on HOPWA for extended periods of time because they are unable to transition to other affordable and stable housing. This can prevent new TBRA clients from receiving assistance and contribute to extended waitlists. Continued collaboration with AAs and Project Sponsors to reduce and/or eliminate waitlists will again be a priority in 2021.

### **NHTF Progress made in carrying out its strategic plan and its action plan**

All \$4,310,528.40 in non-administrative PY 2016 funds, \$7,972,864.20 in non-administrative PY 2017 funds, and \$11,051,176.50 in PY 2018 non-administrative funds have been awarded and committed to thirteen developments proposing new construction. Construction has been completed on three properties and is underway on the other ten properties. All of the non-administrative PY 2016 funds have been drawn, while the majority of non-administrative PY 2017 and 2018 funds are remaining to be drawn. The \$23,334,569.10 in non-administrative PY 2016, 2017, and 2018 funds will assist in the creation of 1,539 units, 183 of which will be HTF-restricted units. All of the \$9,860,791.50 in non-administrative PY 2019 funds have been committed. None of the \$14,956,117.20 in non-administrative PY 2020 or \$37,575,664 in non-administrative PY 2021 funds have been committed yet. TDHCA anticipates committing PY 2020 funds over the next nine months and PY 2021 funds within the 24

month commitment deadline.

### **Reporting in accordance with Notice CPD 17-06: Using CPD Funds for Disaster Response and Recovery**

FEMA DR4586TX (Texas Severe Winter Storms) The U.S. Department of Housing and Urban Development (HUD) offered TDHCA waivers related to ESG for recovery following FEMA DR4586TX, which covered each of the 254 counties in the State of Texas. After informing HUD that TDHCA would accept waivers, TDHCA offered its ESG Annual subrecipients two waivers effective March 6, 2021, both of which were utilized during PY2020. The first waiver waived the restriction that units have rents at or below Fair Market Rent for: (1) households living or moving into units located in the declared disaster area FEMA DR4586TX; and (2) households who were receiving rental assistance on March 6, 2021, or will begin receiving rental assistance between March 6, 2021 and February 25, 2023. During PY2020, ESG Annual subrecipients have reported that 17 households utilized the waiver of the FMR. The second waiver expanded the limits on rental assistance, utility assistance and housing relocation and stabilization services from 24 months to 36 months. During PY2020, ESG Annual Subrecipients reported that one household utilized the expansion of assistance from 24 months to 36 months waiver..

FEMA DR-4485-TX (Texas COVID-19 Pandemic) In response to a disaster declaration issued by the Governor of the State of Texas on March 13, 2020, DR-4485-TX was federally declared on March 25, 2020 covering each of the 254 counties in the State of Texas. TDHCA accepted all waivers offered for the ESG Program in the March 31, 2020 CPD memo, and all waivers offered in the April 10, 2020 CPD memos for the HOME Program. Additionally, TDHCA has been allocated substantial funding for ESG under the CARES Act. As of the close of PY2020, the first and second allocations of ESG CARES has been awarded in accordance with the amendments to the One-Year Action Plan, and reporting for expenditures by subrecipients is underway. During PY2020, ESG CARES Subrecipients, reported 1,178 households have been assisted through the new definition of at-risk of homelessness provided in the CARES Act with ESG CARES funding. ESG Annual subrecipients assisted 9 households and ESG CARES Subrecipients assisted 1,519 households utilizing the waiver of the FMR outlined in the March 31, 2020 CPD memo and HUD CPD Notices 20-08 and 21-08. TDHCA accepted all flexibilities in HUD CPD Notice 20-08 issued September 1, 2020, and subsequent HUD CPD Notice 21-08 issued July 19, 2021, with the exception of vaccine incentives for units of local governments. These flexibilities were in turn offered to all nonprofit ESG CARES subrecipients. During PY2020, ESG CARES Subrecipients provided landlord incentives to 368 households. For HOME, waivers granted in the April 10, 2020 CPD memos were utilized to provide emergency rental assistance under Tenant-Based Rental Assistance. A total of 2,630 households were assisted utilizing the emergency TBRA program during PY2020.

### **Reporting in accordance with the Violence Against Women Act (VAWA)**

TDHCA has a VAWA Emergency Transfer Plan for its HOME and NHTF developments funded after December 2016. During this reporting period, TDHCAs Compliance Division did not receive any emergency transfer requests. TDHCAs ESG Program has an update on Emergency Transfer Plan requests for persons protected under VAWA. ESG and ESG-CV subrecipients reported a total of 27 people assisted through Emergency Transfer Plan requests between September 1, 2020 and August 31, 2021, as listed

below.

#### Shelter Agencies for Families in East Texas (1)

The client requested an emergency transfer after she was attacked by her abusers brother at her home. She was taking her infant out of the car when he hit her took her car and attempted to drive off with the infant in the car. She was able to hold onto the car and get the infant out of the car but he did leave with her car and totaled it while fleeing the police. The client was afraid to remain at the residence due to her abusers family wanting custody of the child. For the safety of the client and her children, Shelter Agencies for Families in East Texas relocated the client to another residence.

#### The Family Place (21)

The Family Place had 21 emergency transfer requests. Two transfers were out of state and the remaining 19 were within the DFW Metroplex.

#### Alliance of Community Assistance Ministries (2)

Two single-person households were moved from their current unit to another unit. After several months of assistance one client exited the program stably housed. The second client was recertified and was still receiving ESG services as of September 2021.

#### Youth and Family Alliance dba Lifeworks (3)

Lifeworks had a total of 3 emergency transfer requests. All 3 Program Participants were successfully rehoused. During PY 2020, TDHCA did not receive any requests relating to VAWA emergency transfers from HOME-funded multifamily properties. No VAWA emergency transfer requests were made for CDBG, HOME-TBRA, or HOPWA.

## CR-10 - Racial and Ethnic composition of families assisted

Describe the families assisted (including the racial and ethnic status of families assisted).

### 91.520(a)

	CDBG	HOME	HOPWA	ESG	HTF
White	8,953	929	0	0	25
Black or African American	2,097	261	0	0	11
Asian	60	15	0	0	2
American Indian or American Native	67	10	0	0	0
Native Hawaiian or Other Pacific Islander	17	3	0	0	0
<b>Total</b>	<b>11,194</b>	<b>1,218</b>	<b>0</b>	<b>0</b>	<b>38</b>
Hispanic	1,704	425	0	0	11
Not Hispanic	9,490	793	0	0	27

**Table 2 – Table of assistance to racial and ethnic populations by source of funds**

### Narrative

According to the American Community Survey (ACS) 2015-2019 estimates, Texas' population is approximately 73.4% White, 12.3% Black/African American, 0.5% American Indian and Alaska Native, 5% Asian, 0.1% Native Hawaiian and Other Pacific Islander, and 8.8% other, including persons identifying as two or more races. In addition, the Texas population is approximately 39.7% Hispanic and approximately 60.3% non-Hispanic. Also according to 2015-2019 ACS, the number of people in poverty varied dramatically by race and ethnicity. In Texas, persons identifying as White had a poverty rate of 12.6%; Black or African American 18.6%; American Indian and Alaska Native 15.1%; Asian 9.2%; Native Hawaiian and Other Pacific Islander 25.4%; and other, including two or more races, 33.4%. Persons identifying as Hispanic had a poverty rate of 18.7%.

ESG - In all, 57,620 entries into ESG projects were reported in the reporting year with ESG Annual and ESG-CV funds. In the table above, a category to report "Race Unknown" is not provided, additionally, individuals may identify as more than one race in which case there may be duplicate persons in the race totals.

ESG Annual – ESG Annual funds assisted a total of 19,116 persons. ESG Annual assisted 6,765 persons who identified as Hispanic, 12,262 persons who identified as Non-Hispanic, and 89 persons who did not know, who refused to answer, or for whom ethnicity information was not collected. ESG Annual assisted 10,496 persons who identified as White, 8,027 persons who identified as Black or African American, 157 persons who identified as Asian, 154 persons who identified as American Indian or American Native, 67 persons who identified as Native Hawaiian or Other Pacific Islander, and 414 who did not know, who refused to answer, or for whom race information was not collected.



ESG-CV – ESG-CV funds assisted a total of 38,504 persons. ESG- CV assisted 11,315 persons who identified as Hispanic, 26,918 persons who identified as Non-Hispanic, and 271 persons who did not know, who refused to answer, or for whom ethnicity information was not collected. ESG-CV assisted 18,304 persons who identified as White, 18,845 persons who identified as Black or African American, 299 persons who identified as Asian, 375 persons who identified as American Indian or American Native, 194 persons who identified as Native Hawaiian or Other Pacific Islander, and 685 persons who did not know, who refused to answer, or for whom race information was not collected.

HOME - In the table above, Race categories to report "Other" or "Multi Racial" categories are not provided, and information is not provided for HOME assisted units completed during the program year. The HOME families assisted in reported activities included 20 Other or Multi Racial families for a total of 2935 families assisted.

## CR-15 - Resources and Investments 91.520(a)

### Identify the resources made available

Source of Funds	Source	Resources Made Available	Amount Expended During Program Year
CDBG	public - federal	74,832,770	67,968,904
CDBG Colonias Set-aside	public - federal	6,808,453	2,214,288
HOME	public - federal	54,415,380	28,482,723
HOPWA	public - federal	4,981,406	4,634,011
ESG	public - federal	9,643,857	9,194,398
HTF	public - federal	0	
Housing Trust Fund	public - federal	16,617,908	3,100,000

**Table 3 - Resources Made Available**

### Narrative

HOME - The HOME funds expended are cumulative of several years of program funds. The resources, which include over \$16M in program income, have been made available for award though notices of funding availability, and are expected to be timely committed.

ESG - Expenditures for the ESG Program reflects \$9,194,398 in ESG funding. The ESG reporting is cumulative of several years of program funds because of the timing of the release of funds by the federal government, and because of unexpended balances that are re-released to ESG subrecipients. Every program year reflects several ESG contract periods. Funding expended in PY2019 includes funds from prior year ESG allocations. ESG Annual expenditures during PY2020 may be less than prior Program Years due to the availability of ESG-CV fund availability.

ESG-CV- The ESG-CV program made available \$97,792,616 for March 13, 2020 through September 30, 2022, with expenditures of \$28,142,064.12 in PY 2020.

CDBG - The CDBG funding made available above includes the PY 2020 allocation, any remaining funds from the 2019 allocation, deobligated funds, and program income. In particular, a significant amount of funding that was previously deobligated and nearing its expiration date was reprogrammed to provide emergency vehicles through the new FAST Fund. The Colonia Fund: Construction program, however, experienced a number of overlapping challenges within eligible communities resulting in fewer than expected applications for funding.

CDBG-CV- The CDBG-CV program made available \$141,846,258 for PY 2020, with expenditures of \$13,652,274 in PY 2020.

HOPWA-CV – The HOPWA-CV program made available \$724,936 for PY 2020, with expenditures of \$724,869.58 in PY 2020.

NHTF – As reported in CR-05, all \$4,310,529, \$7,972,876, and \$11,051,176.50 in non-administrative PY 2016, 2017, and 2018 NHTF funds, respectively, have been awarded and committed to thirteen developments proposing new construction. The PY 2019 Grant Agreement was executed in July 2019, which provided \$9,860,791.50 in non-administrative funding, previously made available in the 2019-1 and 2020-1 Multifamily Direct Loan NOFAs. TDHCA awarded \$350,934 of the \$9,860,791.50 NHTF 2019 Grant Agreement funds during PY 2019. All of the \$9,860,791.50 in non-administrative PY 2019 funds have been committed. None of the \$14,956,117.20 in non-administrative PY 2020 or \$37,575,664 in non-administrative PY 2021 funds have been committed yet. TDHCA anticipates committing PY2020 funds over the next 9 months and PY2021 funds within the 24 month commitment deadline.

**Identify the geographic distribution and location of investments**

Target Area	Planned Percentage of Allocation	Actual Percentage of Allocation	Narrative Description
State of Texas	100	100	State Service Area

**Table 4 – Identify the geographic distribution and location of investments**

**Narrative**

**ESG Addresses Geographic Areas for Assistance**

Assistance provided by ESG funds was made available statewide, and funds were regionally allocated based on the 11 HUD-designated CoC areas: Amarillo; Austin/Travis; Bryan/College Station/Brazos Valley; El Paso City and County; Waco/McLennan; Wichita Falls/Wise, Palo Pinto, Wichita, Archer counties; Houston/Harris County; Dallas City and County/Irving; San Antonio/Bexar County; Fort Worth/Arlington/Tarrant County; and the Texas Balance of State. For 2019, TDHCA did not receive applications from the Bryan/College Station/Brazos Valley CoC for ESG Annual funds. However, TDHCA provided funding in all 11 HUD-designated CoC areas with ESG CARES funds. TDHCA does not provide priorities for allocating investment geographically to areas of minority concentration as described in 24 CFR §91.320(d).

**HOME Addresses Geographic Areas for Assistance**

TDHCA utilizes its Regional Allocation Formula to ensure geographic distribution of HOME funds, which considers the number of households in poverty, rent burden, overcrowding, and availability of units for rent and for sale. Assistance to minority populations is analyzed annually and a comprehensive statement of activities is reported in its State of Texas Low Income Housing Plan and Annual Report. Part of this document describes the ethnic and racial composition of families and individuals receiving assistance from each housing program.

HOME funds used for multifamily development are frequently layered with tax-exempt bond financing and/or Housing Tax Credits (HTC). TDHCA rules that govern the HTC Program include incentives for developments utilizing the 9% HTC (competitive HTC) to locate in high opportunity areas which are defined as high-income, low-poverty areas and are not typically minority-concentrated, but the rules

also provide incentives to develop underserved areas such as colonias and neighborhoods undergoing concerted revitalization. There is also a competitive tax credit incentive for developments near the urban core of major metropolitan areas and in proximity to jobs, but because of the provisions of Tex. Gov't Code §2306.111 these incentives would not typically be applicable to developments assisted with HOME funds. However, by virtue of the waiver of Tex. Gov't Code §2306.111 to facilitate a comprehensive response to the COVID-19 pandemic, some of those areas will now be permitted to access TDCHA HOME funds for a limited time. Developments using tax-exempt bond financing and 4% HTC (non-competitive HTC) are more frequently located in qualified census tracts due to statutory federal incentives, chiefly a 30% boost in eligible basis.

#### HOPWA Addresses Geographic Areas for Assistance

DSHS contracts with AAs in seven Ryan White Part B HIV Planning Areas encompassing 26 HSDAs. AAs subcontract with Project Sponsors in each HSDA for statewide service delivery. The DSHS HOPWA Program serves all of the counties in Texas, prioritizing the counties that are located outside of the six HOPWA-funded Metropolitan Statistical Areas (MSAs) (Austin, Dallas, El Paso, Fort Worth, Houston, and San Antonio). DSHS utilized an allocation formula based on prior allocations, historical expenditures, performance data, and reported waitlists. Funds were allocated to address the housing needs in areas with greater evidence of unmet need for HOPWA services. During the program year, DSHS reallocated activity funds and adjusted household goals within and between HSDAs to meet changing needs.

#### Leveraging

**Explain how federal funds leveraged additional resources (private, state and local funds), including a description of how matching requirements were satisfied, as well as how any publicly owned land or property located within the jurisdiction that were used to address the needs identified in the plan.**

#### ESG Program Leverages and Provides Match

To meet the ESG match requirement, TDHCA requires subrecipients to match 100% of their ESG award. For the 2020 ESG competition, applicants received additional points if they committed 110% in match. Additional match was incentivized in order to allow more flexibility to grant match waivers from applicants. However, TDHCA did not receive a request for a match waiver during the competition. TDHCA monitors the Match provided by subrecipients to ensure that the funds were expended on ESG eligible projects.

#### HOME Program Leverages and Provides Match

HOME single family activities administrators provide Matching funds on a sliding scale of 3-15% of project costs based on the total project cost, project type, and the population of the area in which the project is undertaken. Requirements for provision and documentation of the Match requirement for single family activities is outlined in a Match guide published by TDHCA. Match typically is provided in the form of non-federal cash contributions and equipment donations.

HOME multifamily development funding is often leveraged with the HTC Program, which was created by the Tax Reform Act of 1986 and authorizes 9% low-income housing tax credits in the amount of \$2.81 per capita for each state, and 4% low-income housing tax credits in amounts linked to the usage of the state's cap for issuance of tax exempt bonds to finance affordable housing development. In Texas, this equates to approximately \$81,550,915 in 9% tax credits available to be awarded by TDHCA annually. These credits may be claimed each year for 10 years and this represents potential total tax credit equity in the amount of \$815,509,150, depending on equity pricing. The tax credits are syndicated to limited partner investors to yield cash for use in eligible development activities. Currently typical syndication rates range between 88% and 92%. TDHCA develops a Qualified Allocation Plan (QAP) each year that governs the selection process of eligible developments which provide affordable housing for the low-income tenants. HOME provides increased leverage, allowing the property owners to utilize fewer tax credits and create more or deeper affordability, therefore providing more efficient use of resources.

Matching requirements for the HOME Multifamily Development Program will be met through the rules that establish the awardee's minimum amount of match as 7.5% of the award amount. Match for both activity types comes in the form of donated labor and materials, donated professional services from an architect or engineer, grants from cities or nonprofits, below market rate interest savings from guaranteed loans, property tax savings from state mandated exemptions, and waived fees by municipalities. In addition to these sources, TDHCA required in its administrative rules that Multifamily activities funded through the Tax Credit Assistance Program Repayment Funds (TCAP-RF) would meet HOME Program requirements resulting in a match source based on the below market interest rate charged on TCAP-RF loans.

**CDBG Leverages and Provides Match**

Matching funds committed to projects receiving CDBG awards in PY 2019 totaled \$9.5 million. Matching funds are required for certain grants, while other grants award points to encourage local contribution to the project; a sliding scale allows smaller communities to contribute fewer match dollars than larger communities and remain competitive.

Matching funds may be provided by the applicant, or by an organization benefiting from the project, such as a water or sewer utility.

<b>Fiscal Year Summary – HOME Match</b>	
1. Excess match from prior Federal fiscal year	3,593,655
2. Match contributed during current Federal fiscal year	6,803,927
3. Total match available for current Federal fiscal year (Line 1 plus Line 2)	10,397,582
4. Match liability for current Federal fiscal year	0
5. Excess match carried over to next Federal fiscal year (Line 3 minus Line 4)	10,397,582

**Table 5 – Fiscal Year Summary - HOME Match Report**

Match Contribution for the Federal Fiscal Year								
Project No. or Other ID	Date of Contribution	Cash (non-Federal sources)	Foregone Taxes, Fees, Charges	Appraised Land/Real Property	Required Infrastructure	Site Preparation, Construction Materials, Donated labor	Bond Financing	Total Match
0000043657	09/30/2020	0	0	0	0	123,025	0	123,025
0000043730	11/18/2019	0	0	0	0	100,000	0	100,000
0000043842	10/25/2019	4,000	0	0	0	0	0	4,000
0000043884	02/26/2020	0	0	0	0	12,790	0	12,790
0000043908	02/26/2020	0	0	0	0	12,734	0	12,734
0000043909-1	02/26/2020	0	0	0	0	8,615	0	8,615
0000043909-2	04/14/2020	0	0	0	0	2,821	0	2,821
0000043910-1	02/26/2020	0	0	0	0	7,436	0	7,436
0000043910-2	05/27/2020	0	0	0	0	4,144	0	4,144
0000043942	02/05/2020	0	0	0	0	1,560	0	1,560
0000044373	12/27/2019	3,604	0	0	0	0	0	3,604
0000044395	02/20/2020	2,900	1,411	0	0	2,250	0	6,562
0000044397	11/05/2019	21,000	0	0	0	0	0	21,000
0000044398	11/05/2019	21,000	0	0	0	0	0	21,000
0000044427	11/05/2019	21,000	0	0	0	0	0	21,000
0000044432	11/13/2019	21,000	0	0	0	0	0	21,000
0000044648	01/06/2020	3,000	0	0	0	0	0	3,000
0000044661	01/06/2020	3,000	0	0	0	0	0	3,000
0000044665-1	01/10/2020	0	0	0	0	12,600	0	12,600
0000044665-2	03/04/2020	0	0	0	0	2,400	0	2,400
0000044666	03/31/2020	3,024	1,411	0	0	2,250	0	6,685
0000044670	04/14/2020	0	0	0	0	11,000	0	11,000
0000044681	11/05/2019	21,000	0	0	0	0	0	21,000
0000044687	09/10/2020	0	250	0	0	90,000	0	90,250

Match Contribution for the Federal Fiscal Year								
Project No. or Other ID	Date of Contribution	Cash (non-Federal sources)	Foregone Taxes, Fees, Charges	Appraised Land/Real Property	Required Infrastructure	Site Preparation, Construction Materials, Donated labor	Bond Financing	Total Match
0000044691	03/31/2020	2,900	1,411	0	0	2,250	0	6,562
0000044692	04/09/2020	3,386	1,411	0	0	2,250	0	7,047
0000044695	11/05/2019	21,000	0	0	0	0	0	21,000
0000044709	10/23/2019	4,000	0	0	0	0	0	4,000
0000044824	07/28/2020	11,164	1,650	0	0	3,250	0	16,064
0000044825	08/05/2020	11,403	1,600	0	0	3,250	0	16,253
0000044838	08/27/2020	4,000	0	0	0	0	0	4,000
0000044936	09/17/2020	0	0	0	0	33,000	0	33,000
0000044975	05/27/2020	7,500	0	0	0	0	0	7,500
0000045133	09/30/2020	5,000	0	0	0	0	0	5,000
0000045136	09/30/2020	0	0	0	0	125,000	0	125,000
0000045163	01/31/2020	0	0	0	0	2,750	0	2,750
0000045166	01/27/2020	0	0	0	0	2,750	0	2,750
0000045232-1	06/09/2020	8,900	0	0	0	0	0	8,900
0000045232-2	09/17/2020	8,900	440	0	0	0	0	9,340
0000045233	06/09/2020	8,500	0	0	0	0	0	8,500
0000045234	06/09/2020	9,850	0	0	0	0	0	9,850
0000045235-1	06/09/2020	10,800	0	0	0	0	0	10,800
0000045235-2	09/17/2020	10,800	440	0	0	0	0	11,240
0000045874	09/30/2020	5,000	0	0	0	0	0	5,000
13150019418	01/13/2020	1,148,307	0	0	0	0	0	1,148,307
13150019504	02/10/2020	423,141	0	0	0	0	0	423,141
13150020401	06/26/2020	2,190,549	0	0	0	0	0	2,190,549
13160018503	08/28/2020	2,000,000	0	0	0	0	0	2,000,000

Match Contribution for the Federal Fiscal Year								
Project No. or Other ID	Date of Contribution	Cash (non-Federal sources)	Foregone Taxes, Fees, Charges	Appraised Land/Real Property	Required Infrastructure	Site Preparation, Construction Materials, Donated labor	Bond Financing	Total Match
13160019601	02/18/2020	202,652	0	0	0	0	0	202,652

Table 6 – Match Contribution for the Federal Fiscal Year

**HOME MBE/WBE report**

Program Income – Enter the program amounts for the reporting period				
Balance on hand at begin-ning of reporting period \$	Amount received during reporting period \$	Total amount expended during reporting period \$	Amount expended for TBRA \$	Balance on hand at end of reporting period \$
24,945,370	16,402,713	11,588,618	0	29,759,465

Table 7 – Program Income



<b>Minority Business Enterprises and Women Business Enterprises – Indicate the number and dollar value of contracts for HOME projects completed during the reporting period</b>						
	Total	Minority Business Enterprises				White Non-Hispanic
		Alaskan Native or American Indian	Asian or Pacific Islander	Black Non-Hispanic	Hispanic	
<b>Contracts</b>						
Dollar Amount	18,504,064	0	0	81,000	300,000	18,123,064
Number	79	0	0	1	3	75
<b>Sub-Contracts</b>						
Number	304	0	0	1	11	292
Dollar Amount	4,978,021	0	0	10,800	32,900	4,934,321
	Total	Women Business Enterprises	Male			
<b>Contracts</b>						
Dollar Amount	18,504,064	0	18,504,064			
Number	79	0	79			
<b>Sub-Contracts</b>						
Number	304	5	299			
Dollar Amount	4,978,021	320,700	4,657,321			

**Table 8 - Minority Business and Women Business Enterprises**

<b>Minority Owners of Rental Property – Indicate the number of HOME assisted rental property owners and the total amount of HOME funds in these rental properties assisted</b>						
	Total	Minority Property Owners				White Non-Hispanic
		Alaskan Native or American Indian	Asian or Pacific Islander	Black Non-Hispanic	Hispanic	
Number	0	0	0	0	0	0
Dollar Amount	0	0	0	0	0	0

**Table 9 – Minority Owners of Rental Property**

<b>Relocation and Real Property Acquisition</b> – Indicate the number of persons displaced, the cost of relocation payments, the number of parcels acquired, and the cost of acquisition						
Parcels Acquired		0		0		
Businesses Displaced		0		0		
Nonprofit Organizations Displaced		0		0		
Households Temporarily Relocated, not Displaced		26		0		
Households Displaced	Total	Minority Property Enterprises				White Non-Hispanic
		Alaskan Native or American Indian	Asian or Pacific Islander	Black Non-Hispanic	Hispanic	
Number	0	0	0	0	0	0
Cost	0	0	0	0	0	0

**Table 10 – Relocation and Real Property Acquisition**

## CR-20 - Affordable Housing 91.520(b)

Evaluation of the jurisdiction's progress in providing affordable housing, including the number and types of families served, the number of extremely low-income, low-income, moderate-income, and middle-income persons served.

	One-Year Goal	Actual
Number of Homeless households to be provided affordable housing units	1,112	488
Number of Non-Homeless households to be provided affordable housing units	673	1,546
Number of Special-Needs households to be provided affordable housing units	675	40
<b>Total</b>	<b>2,460</b>	<b>2,074</b>

Table 11 – Number of Households

	One-Year Goal	Actual
Number of households supported through Rental Assistance	1,458	3,478
Number of households supported through The Production of New Units	301	151
Number of households supported through Rehab of Existing Units	56	50
Number of households supported through Acquisition of Existing Units	15	1
<b>Total</b>	<b>1,830</b>	<b>3,680</b>

Table 12 – Number of Households Supported

**Discuss the difference between goals and outcomes and problems encountered in meeting these goals.**

ESG - ESG allows subrecipients to provide short-term assistance up to three months of rent, per 24 CFR §576.106(a)(1), and medium-term assistance for more than three months but not more than 24 months, per 24 CFR §576.106(a)(2). Both rapid re-housing and homelessness prevention help individuals and households who are experiencing homelessness or are at-risk of homelessness quickly regain stability in housing through rental assistance. In PY2020, a total of 1,434 households were served through rental assistance under ESG Annual, and 4,176 households were served through rental assistance under ESG CARES. ESG subrecipients do not report on the affordability of the units (i.e., spending less than 30% of the household's rent on housing). Therefore ESG is not included in Table 11.

HOME - The one year goals for TDHCA's HOME Program include homebuyer assistance for acquisition and new construction, TBRA, homeowner reconstruction assistance, rehabilitation of multifamily units, and construction of single-family and multifamily units.

CDBG - Currently, Texas CDBG funds primarily support affordable housing through water and sewer infrastructure for housing. Communities may lack resources to provide adequate water and sewer services to their residents, especially those communities located in rural settings; CDBG funding offers a method to install, upgrade, and/or improve water services. The CDBG funding provides a cost savings for housing when used to install water and sewer yard lines and pay impact and connection fees for qualifying residents. Housing rehabilitation projects are prioritized in several fund categories, but are not commonly requested. Grant Recipients undertaking a housing rehabilitation program may select either owner-occupied homes or nonprofit-owned homes that are occupied by low- to moderate-income residents.

CDBG funds also help communities study affordable housing conditions, thus providing data on affordable housing stock and creating planning tools for expanding affordable housing. CDBG awarded funds to provide utility connections or new septic tank systems to assist 555 beneficiaries in PY 2020, which is not reflected in the chart above. Such connections are essential to obtaining and maintaining decent housing.

HOPWA - DSHS' HOPWA Program provides housing assistance and supportive services to help eligible low-income PLWH and their households establish or maintain affordable and stable housing, reduce their risk of homelessness, and improve their access to health care and supportive services. The majority of DSHS HOPWA Program households are at 0-30% of Area Median Income (AMI). For 2020, 82% of households were between 0-30 percent of AMI, 10 percent between 31-50 percent of AMI, and 8% between 51-80% of AMI.

CDBG-CV – The CDBG-CV program provides housing assistance and supportive services to help eligible low-income persons and their households establish or maintain affordable and stable housing, reduce their risk of homelessness due to impacts of the coronavirus pandemic. CDBG-CV supports this effort by sustaining affordable housing to households impacted by the coronavirus pandemic. A total of 3,680 non-homeless affordable households were assisted by providing emergency rental assistance and emergency mortgage assistance during PY 2020. Of those assisted, 3,558 households were assisted with rental assistance.

NHTF - The one year goals for TDHCA's NHTF Program include the continued construction of new multifamily units serving households at or below the greater of either 30% AMFI or the federal poverty line. The COVID-19 Pandemic has slowed the construction timeline for many developers.

**Discuss how these outcomes will impact future annual action plans.**

ESG – TDHCA completed the ESG award process for PY2019, and provided a point structure that allows organizations to claim points in the competitive application cycle for prior experience providing rental assistance under any program, with the expectation that ESG applicants are incentivized to leverage ESG funding with other funding sources to offer rental assistance. They are also incentivized through the scoring structure to ensure that households assisted maintain permanent housing after they are exited from the program for a minimum of three months.

HOME - Where HOME is generally meeting and exceeding goals and objectives related to the number of persons served overall, the impact of the COVID-19 pandemic meant that a greater number of persons were assisted with TBRA than other HOME Program activities this year. Since this is a direct result of the pandemic, and since activity is beginning to normalize, the outcomes above will not impact future annual action plans.

CDBG - Support of housing through utility access yardlines is a core function of TxCDBG that is still needed in many communities. As the issue of colonias and similar communities is multi-faceted, many local obstacles prevent the state from achieving the ultimate goal of providing clean drinking water and affordable housing to all.

CDBG-CV – The continuation of CDBG-CV will not affect, and its outcomes will not affect, future annual action plans.

HOPWA - There are no changes planned for the HOPWA program.

NHTF - Due to the increase in lumber prices because of COVID-19, any short comings in goals for Program Year 2020 will be made up for in Program Year 2021. No changes in future annual action plans are anticipated.

**Include the number of extremely low-income, low-income, and moderate-income persons served by each activity where information on income by family size is required to determine the eligibility of the activity.**

Number of Households Served	CDBG Actual	HOME Actual	HTF Actual
Extremely Low-income	5,952	1,598	29
Low-income	3,022	861	
Moderate-income	1,297	480	
<b>Total</b>	<b>10,271</b>	<b>2,939</b>	

**Table 13 – Number of Households Served**

### **Narrative Information**

The CDBG Actual Number of Households Served by income level reported in the table above includes households served through the Colonia Fund: Construction Program, Community Development Fund,

and Colonia Self-Help Centers for all housing construction activities (utility connections, small repair, rehabilitation, new construction and reconstruction) during PY 2020.

The number above for CDBG also includes households served through the CDBG-CV program activities. The CDBG-CV program activities during PY 2020 totaled 9,232 income eligible persons served with the majority being 5,612 of extremely low-income persons served with emergency assistance.

The HOME information completed above includes all single family activities and includes the number of units restricted by income for completed HOME assisted rental units.

NHTF - 29 extremely low-income households were assisted with NHTF in PY 2020.

## **CR-25 - Homeless and Other Special Needs 91.220(d, e); 91.320(d, e); 91.520(c)**

**Evaluate the jurisdiction's progress in meeting its specific objectives for reducing and ending homelessness through:**

### **Reaching out to homeless persons (especially unsheltered persons) and assessing their individual needs**

TDHCA addressed the requirements in 24 CFR §91.320 by using funds to reduce and end homelessness. Organizations that applied for ESG assistance received points in the scoring process if they coordinated with the lead agency of the CoC, which provides services and follows a centralized or coordinated assessment process. Street outreach includes case management, emergency health services, emergency mental health services, transportation, and services for special populations. Special populations include homeless youth, victim services, and services for people living with HIV/AIDS.

TDHCA's ESG subrecipients use various methods of reaching out to homeless persons. For example, many work closely with Independent School District liaisons to reach homeless families and unaccompanied students to identify needs and to create housing plans. A number of subrecipients have built relationships with their local law enforcement officials so they are aware when there are people who are unsheltered in the community. Other examples include agencies working together on a by-name list of those who are in need of housing, conducting client focus groups to assess the needs of clients who have been unsheltered and asking their input on what did and did not work, participating in the annual Point-In-Time count, and providing a list of agency referrals to local 211 information services.

Through its subrecipients, TDHCA provided street outreach to 2,865 persons with ESG Annual funds, and 3,563 persons with ESG CARES funds in PY2020.

### **Addressing the emergency shelter and transitional housing needs of homeless persons**

For 2020 ESG subrecipients, 37 of 52 ESG Annual subrecipients and 56 of 116 ESG CARES Subrecipients offered emergency shelter. The ESG program provides support to organizations that offer emergency services and emergency shelter to homeless individuals and families and to those fleeing from domestic violence. Subrecipients offering emergency shelter may set targets for how many individuals and households will move out of emergency shelter and into permanent housing, achieve higher incomes, and gain more non-cash benefits. To ensure long-term housing stability, clients will be required to meet with a case manager not less than once per month (with exceptions pursuant to the VAWA and the FVPSA). Subrecipients will also be required to develop a plan to assist program participants to retain permanent housing after the ESG assistance ends.

### **Helping low-income individuals and families avoid becoming homeless, especially extremely low-income individuals and families and those who are: likely to become homeless after being discharged from publicly funded institutions and systems of care (such as health care**

**facilities, mental health facilities, foster care and other youth facilities, and corrections programs and institutions); and, receiving assistance from public or private agencies that address housing, health, social services, employment, education, or youth needs**

Individuals eligible for the State's HOPWA Program who are exiting from an institution receive a comprehensive housing plan and linkage and referrals to health professionals from a case manager. The State HOPWA Program provides TBRA, which is a rental subsidy used to help households obtain or maintain permanent housing, including assistance for shared housing arrangements, in the private rental housing market until they are able to enroll in the HCV Program or other affordable housing programs. HOPWA also provides FBHA, which is limited to Short-Term Supportive Housing (STSH) and Transitional Supportive Housing (TSH). STSH facilities provide temporary shelters to households that are homeless as a bridge to permanent housing. TSH facilities allow households an opportunity to prepare for permanent housing and develop individualized housing plans that guide their linkage to permanent housing. Additionally, PHP services may be used to help households establish permanent residence in which continued occupancy is expected.

ESG subrecipients are encouraged to work in tandem with other programs that help to transition persons out of institutions, such as the HOPWA Program, Section 811 PRA Program, Project Access Program, Money Follows the Person Program, and the Home and Community-Based Services - Adult Mental Health Program.

Other HUD-funded state programs also address persons transitioning from institutions. For example, TDHCA administers the Section 811 Project Rental Assistance (PRA) Program, which helps extremely low-income individuals with disabilities and their families by providing approximately 700 new integrated supportive housing units in eight metropolitan statistical areas in the state. The Section 811 PRA program receives referrals from local providers and coordinators of services for persons with disabilities that are contracted or subcontracted with the Texas Health and Human Services Commission and the Department of Family and Protective Services. The Section 811 PRA program's Target Population includes persons with disabilities exiting Intermediate Care Facilities for Individuals with Intellectual and Developmental Disabilities and Nursing Facilities; persons with severe mental illness referred from Local Mental/Behavioral Health Authorities; and young adults with disabilities exiting foster care referred from the Department of Family Protective Services.

Coordination between housing and the state health system is also exemplified by the Project Access and Money Follows the Person programs. Project Access uses Section 8 Housing Choice Vouchers administered by TDHCA to assist low-income persons with disabilities in transitioning from nursing homes and Intermediate Care Facilities (ICFs) to the community, while using the Money Follows the Person Program to provide services from HHS agencies. Since it began in 2002, the TDHCA Governing Board has continued to make changes to Project Access responsive to input from advocates, such as incremental increases in the number of vouchers from 35 vouchers initially up to 140, and the creation of a pilot program with DSHS for persons with disabilities transitioning out of State Psychiatric Hospitals.



## HOME

In addition, TDHCA offers the use of HOME Tenant-Based Rental Assistance (TBRA) to individuals on the Project Access Wait List, allowing a client to live in the community while waiting for a Project Access voucher to become available. The Department also recently combined administration of the ESG and HOME programs into the same functional area, and is actively working to identify opportunities and methods to encourage subrecipients to leverage both programs for this population. This supports a more effective continuum of housing assistance.

## HHSCC

To enhance the coordination of services and housing for persons with disabilities and older Texans, the State of Texas established the Housing and Health Services Coordination Council (HHSCC), codified in Tex. Gov't Code, Chapter 2306, Subchapter NN. The HHSCC coordinates and increases state efforts to offer Service-Enriched Housing (SEH). SEH is defined as integrated, affordable, and accessible housing that provides residents with the opportunity to receive assistance in coordination of on-site and/or off-site health-related and other services and supports that foster independence in living and decision-making for individuals with disabilities and older adults. The HHSCC is also charged with cross-educating state housing and health services agency staff and identifying barriers to expanding SEH in Texas.

**Helping homeless persons (especially chronically homeless individuals and families, families with children, veterans and their families, and unaccompanied youth) make the transition to permanent housing and independent living, including shortening the period of time that individuals and families experience homelessness, facilitating access for homeless individuals and families to affordable housing units, and preventing individuals and families who were recently homeless from becoming homeless again**

Of the 2020 ESG Annual subrecipients, 26 out of 52 offered Rapid Re-Housing, and 24 offered Homelessness Prevention. Of the ESG CARES Subrecipients, 76 of 116 offered Rapid Rehousing and 69 offered Homeless Prevention. ESG funds are used for short-term and medium-term rental assistance, rental application fees, security deposits, utility deposits, utility payments, and moving costs for homeless individuals or persons at risk of homelessness. Funds can also be used for housing service costs related to housing search and placement, housing stability case management, mediation, legal services, and credit repair. ESG funds are also be used to pay for essential service costs including case management, child care, education services, employment assistance and job training, outpatient health services, legal services, life skills training, mental health services, substance abuse treatment services, transportation, and costs related to serving special populations. In addition to the aforementioned services, ESG CARES funds were also used for landlord incentives, which have been used as signing bonuses and additional security deposits for Rapid Rehousing and Homelessness Prevention program participants needing to obtain housing.

## **CR-30 - Public Housing 91.220(h); 91.320(j)**

### **Actions taken to address the needs of public housing**

The future success of Public Housing Authorities (PHAs) will center on ingenuity in program design, emphasis on resident participation towards economic self-sufficiency, cost-effective operation, and partnerships with other organizations to address the needs of this population. With the exception of TDHCA which is itself a small public housing authority with jurisdiction in limited areas, the departments do not have any direct or indirect jurisdiction over the management or operations of PHAs. However, it is important to maintain relationships with these service providers. Through its multifamily bond programs and the HTC programs, TDHCA has assisted a number of PHAs as they have undergone Rental Assistance Demonstration conversion of their properties, rehabilitating and improving aging stock.

#### HOME and ESG Address the Needs of Public Housing

TDHCA publishes all Notices of Funding Availability (NOFA) on its website and sends notification of funding availability statewide through TDHCA's email subscriber lists. As PHAs have received homebuyer assistance and tenant-based rental assistance funds, information is provided to enable them to transition families toward homeownership or provide additional households with rental assistance and services to increase self-sufficiency.

In some cases, PHA residents may be eligible to receive assistance and services from ESG grantees.

#### CDBG Addresses the Needs of Public Housing

Texas CDBG funds primarily support affordable housing through public infrastructure in low-to moderate-income areas. Texas CDBG may serve public housing areas through various funding categories as residents of PHAs qualify as low- to moderate-income beneficiaries for CDBG projects.

### **Actions taken to encourage public housing residents to become more involved in management and participate in homeownership**

HOME, ESG, HOPWA, and CDBG are subject to 24 CFR Part 75 which requires that HUD funds invested in housing and community development construction contribute to employment opportunities for low-income persons to the extent feasible. These requirements, called Section 3 requirements are covered at trainings for subrecipients; persons who may benefit from employment opportunities include PHA residents.

#### HOME Addresses Public Housing Resident Initiatives

PHAs are eligible to apply to administer HOME funds to provide homebuyer assistance in their areas. PHAs also provide services to increase self-sufficiency, which may include homebuyer counseling services. In addition, TDHCA provides two free homebuyer education online courses. One offers a comprehensive pre- and post-purchase tutorial; the other is an introduction to the Texas Mortgage Credit Certificate (TX MCC) Program. This initiative expands the availability of homebuyer education training opportunities and self-sufficiency tools for PHA residents.

### CDBG Addresses Public Housing Resident Initiatives

All CDBG projects that are subject to Section 3 requirements must document their accomplishments and their efforts to make employment and contracting opportunities available to Sections 3 participants. Contracting opportunities are advertised locally and available to public housing residents and others through a competitive bidding process.

### **Actions taken to provide assistance to troubled PHAs**

TDHCA has worked to promote programs that will rehabilitate and bring substandard housing into compliant condition and will develop additional affordable housing units. For example, most of the PHA applications for HTCs are for rehabilitation or reconstruction utilizing the Rental Assistance Demonstration program. TDHCA also offers a variety of funding sources for assistance. Most PHAs that apply are usually from larger Metropolitan Statistical Areas, which are Participating Jurisdictions (PJs), and are generally not eligible to receive HOME funding through TDHCA. The Department encourages PHAs to participate in the HTC program, consistent with fair housing objectives, in a manner that seeks to give incentives for PHAs to develop their units in areas of greater opportunity and align with fair housing. Developments must also disclose and address undesirable site or neighborhood characteristics.

To expand its work with PHAs, TDHCA has developed a relationship with the Texas Housing Association and the Texas chapter of the National Association of Housing and Redevelopment Officials (NAHRO), which serve the PHAs of Texas. Whenever possible, the State will communicate to PHAs the importance of serving special needs populations.

## **CR-35 - Other Actions 91.220(j)-(k); 91.320(i)-(j)**

**Actions taken to remove or ameliorate the negative effects of public policies that serve as barriers to affordable housing such as land use controls, tax policies affecting land, zoning ordinances, building codes, fees and charges, growth limitations, and policies affecting the return on residential investment. 91.220 (j); 91.320 (i)**

The agencies have identified various obstacles that may affect the ability to meet underserved needs in Texas. They include the lack of affordable housing, lack of organizational capacity, lack of organizational outreach, local opposition to affordable housing, regulatory barriers to affordable housing, and area income characteristics (particularly in rural areas). The agencies take actions to mitigate these obstacles such as effectively using existing resources to administer programs, providing information resources to individuals and local areas, and coordinating resources.

### **Actions taken to address obstacles to meeting underserved needs. 91.220(k); 91.320(j)**

#### HOME

The HOME Program provides grant funds, deferred forgivable loans, and repayable loans through units of local government, nonprofit and for-profit organizations, Community Housing Development Organizations (CHDOs), Local Mental Health Authorities (LMHAs), and PHAs. These funds are primarily used to foster and maintain affordable housing by providing rental assistance, rehabilitation, or reconstruction of owner-occupied housing units, acquisition and new construction of single family housing for homeownership, and funding for rental housing development or preservation of existing affordable or subsidized rental housing. HOME funds may also be used in conjunction with the Housing Tax Credit Program to construct or rehabilitate affordable multifamily housing.

#### ESG

TDHCA's application process for organizations to apply for ESG funding includes additional scoring points for applicants that propose to serve persons with high barriers to housing. Funding priority is given to subrecipients that serve persons with high barriers to housing including persons with serious mental illness, persons being recently released from an institution, persons with substance-use disorder, veterans, survivors of domestic violence, youth aging out of foster care, or persons transitioning out of incarceration.

#### CDBG-CV

The purpose of the CDBG-CV program is to help those affected by the COVID-19 Pandemic living in urban and rural areas where local governments may not have the capacity or funding to provide these additional services. The CDBG-CV program has identified populations affected by the pandemic. During PY 2020, emergency rental and mortgage assistance programs were established and in process, but also additional populations were identified and programs have been established to meet underserved needs that will be reported in the PY 2021 CAPER. The programs are Legal Services for Persons with

Disabilities, Relief to Providers of Persons with Disabilities, Food Distribution for communities faced with a lack of food resources, and a Community Resiliency Program which will provide opportunities for non-entitlement communities to create, expand, or enhance public facilities that provide medical care, social services, and/or non-congregate housing and increase the communities' long-term resiliency and ability to mitigate current of future coronavirus outbreaks.

## **CDBG**

Texas CDBG encourages affordable housing projects using several methods in the allocation of CDBG funds to eligible communities that can participate in its programs, including favorable state scoring and regional prerogative to prioritize funding for housing infrastructure and rehabilitation. Each region is encouraged to set aside a percentage of the Community Development Fund regional allocation for housing improvement projects, and housing applications are scored as high priority projects for the Colonia Fund: Construction program. Currently, the primary method of promoting and supporting affordable housing under the CDBG program is by providing water and wastewater infrastructure for residential housing. The CDBG funding provides a cost savings for housing when CDBG funds are used to provide first-time water and wastewater services by installing water and sewer house-to-line connections and paying connection fees for qualifying residents. CDBG funding also helps cities and counties study affordable housing conditions. The plans produced through CDBG planning contracts provide both valuable data concerning a city's or county's affordable housing stock and planning tools for expanding their affordable housing. The most commonly cited obstacle to meeting the underserved community development needs of Texas cities (aside from inadequate funding) is the limited administrative capacity of the small rural towns and counties the CDBG Program serves. Rural areas may also have difficulty finding interested contractors who have the financial stability and flexibility to complete these projects. Contractors can earn more working in metropolitan areas with larger projects and without the location costs required to transport materials and equipment to rural communities. Texas CDBG staff offers technical assistance to communities and works with regulatory agencies as appropriate to resolve issues and promote successful CDBG projects. The physical size and the diversity of the State of Texas can present challenges to understanding and meeting underserved needs in local communities. The Department makes an on-going commitment to serve these communities by providing technical assistance across eleven regions. Also, the Colonia Self-Help Centers continue to address affordable housing needs in border counties by assisting qualifying colonia residents to finance, refinance, construct, improve or maintain a safe and suitable home. TDHCAs border field officers work with local nonprofits and units of local government to reach colonia residents and provide technical assistance to implement the program.

## **Actions taken to reduce lead-based paint hazards. 91.220(k); 91.320(j)**

### **ESG**

For ESG, TDHCA requires subrecipients to evaluate and reduce lead-based paint hazards for conversion, renovation, or rehabilitation projects funded with ESG funds, and tracks work in these efforts as required by the Lead-Based Paint Poisoning Prevention Act's implementing regulations at 24 CFR Part 35. During the annual contract implementation training, TDHCA provides ESG subrecipients with federal

and state requirements and information related to lead-based paint regulations. TDHCA requires that ESG funded subrecipients determine if a housing unit was built prior to 1978 for households seeking ESG funded rent or rent deposit assistance whose household has a family member(s) six years of age or younger. If the housing unit is built prior to 1978, the ESG subrecipient will notify the household of the hazards of lead-based paint.

ESG subrecipients using ESG funds for renovation, rehabilitation or conversion must comply with the Lead Based Paint Poisoning Prevention Act (42 USC, Chapter 63, §4831) and the Residential Lead-Based Paint Hazard Reduction Act of 1992 (42 USC, Chapter 63, §4852). Through renovation, rehabilitation or conversion, ESG increases access to shelter without lead-based paint hazards. In addition, ESG subrecipients are required to complete a lead-based paint visual assessment inspection if a unit was constructed before 1978 and a child under the age of six will be living in the unit. This inspection, which makes sure all deteriorated paint has been stabilized, reduces lead-based paint hazards to clients receiving ESG rapid re-housing or homelessness prevention.

#### **CDBG**

In accordance with CDBG state regulations and the Lead-Based Paint Poisoning Prevention Act, CDBG has adopted a policy to eliminate as far as practicable the hazards of lead poisoning due to the presence of lead-based paint in any existing housing assisted under the CDBG program. Federal policy prohibits the use of lead-based paint in residential structures constructed or rehabilitated with federal assistance. Abatement procedures should be included in the housing rehabilitation contract guidelines for each project and must appear in the approved work write-up documentation for all homes built prior to 1978 that will be rehabilitated, as outlined in the CDBG Project Implementation Manual.

#### **CDBG-CV**

In accordance with HUD regulations, both the Texas Emergency Rental Assistance Program and the Texas Emergency Mortgage Assistance Program adhere to Lead-Based Paint requirements. Both emergency assistance programs follow HUD's CDBG-CV guidance whereas lead-based paint requirements will be followed for any household receiving assistance longer than 100 days of current or forward assistance if the unit was built before 1978.

#### **HOPWA**

HOPWA-assisted units, including shared housing arrangements, must be safe, sanitary, and compliant with all state and local housing codes, licensing requirements, or other local requirements. In addition, housing must meet all Habitability Standards as well as Lead-Based Paint and Fire Safety requirements to be approved.

#### **NHTF**

NHTF-assisted housing is subject to the regulations at 24 CFR Part 35, subparts A, B, J, K, and R regarding lead-based paint poisoning prevention in residential structures. Applicants, developers, and builders of any project requiring the rehabilitation of structures built prior to 1978 must read, fully understand, and comply with 24 CFR Part 35, subparts A, B, J, K, and R. The safety of children under the age of six,

pregnant women and women of childbearing years are the most important to protect from lead based paint exposure. The occupants may be an older couple, but have the grandchildren who visit frequently, thus exposing a child under six to lead hazards. To be effective, lead abatement work must accomplish the following:

- Identify all possible lead hazards;
- Identify the household and family characteristics;
- Provide qualified contractors to perform work;
- Provide adequate monitoring of work; and

Ensure that all identified lead-based paint hazards are eliminated and that the unit is physically clear of lead dust above the allowable amounts. Inspection and testing for lead-based paint must be completed prior to determination of the scope of rehabilitation, a copy of the inspection and testing report must be provided as part of the work write-up. It is to the responsibility of the inspector to identify the lead hazards and family characteristics. The Scope and Cost Review must be provided to the party conducting the lead-based paint, and the Development Owner must implement the mitigation recommendations of the testing report. A plan must also be put in place for the scheduling of the work, including any necessary relocation. In addition to following EPA and HUD rehabilitation regulations on lead-based paint abatement, all projects are required to adhere to the State lead-based paint abatement rules found in the Texas Administrative Code, Title 25, Chapter 295, Subchapter I - Texas Environmental Lead Reduction prior to project completion. The Texas Environmental Lead Reduction Rules (TELRR) cover several areas of lead-based paint activities in housing including the training and certification of persons conducting lead inspections, risk assessments, abatement, and project design.

## **HOME**

The HOME Program increases the awareness of the hazards of lead-based paint by requiring screening for TBRA, homebuyer assistance, and homeowner reconstruction. Furthermore, single-family and multifamily development activities in HOME increase the access to lead-based-paint-free housing because they create new housing. The HOME Program requires lead screening in housing built before 1978 for all HOME-eligible activities. Rehabilitation activities fall into three categories: 1) Requirements for federal assistance up to and including \$5,000 per unit; 2) Requirements for federal assistance from \$5,000 per unit up to and including \$25,000 per unit; and 3) Requirements for federal assistance over \$25,000 per unit. Requirements for federal assistance up to and including \$5,000 per unit are: distribution of the pamphlet 'Protect Your Family from Lead in Your Home' is required prior to renovation activities; notification within 15 days of lead hazard evaluation, reduction, and clearance must be provided; receipts for notification must be maintained in the administrator file; paint testing must be conducted to identify lead based paint on painted surfaces that will be disturbed or replaced or administrators may assume that lead based paint exist; administrators must repair all painted surfaces that will be disturbed during rehabilitation; if lead based paint is assumed or detected, safe work practices must be followed; and clearance is required only for the work area. Requirements for federal assistance from \$5,000 per unit up to and including \$25,000 per unit include all the requirements for

federal assistance up to and including \$5,000 per unit and also the following: a risk assessment must be conducted prior to rehabilitation to identify hazards in assisted units, in common areas that serve those units and exterior surfaces or administrators can assume lead based paint exist; and clearance is required for the completed unit, common areas which serve the units, and exterior surfaces where the hazard reduction took place. Requirements for federal assistance over \$25,000 per unit included all the requirements for federal assistance from \$5,000 per unit up to and including \$25,000 per unit and the following: if during the required evaluations lead-based paint hazards are detected on interior surfaces of assisted units, on the common areas that serve those units or on exterior surfaces including soils, then abatement must be completed to permanently remove those hazards; and if lead based paint is detected during the risk assessment on exterior surfaces that are not disturbed by rehabilitation then interim controls may be completed instead of abatement. All Multifamily HOME rehabilitation developments are treated as substantial alteration; therefore the most stringent requirements for lead testing, abatement, and clearance are applied.

### **Actions taken to reduce the number of poverty-level families. 91.220(k); 91.320(j)**

According to the American Community Survey for 2015 to 2019, Texas had a poverty rate of 13.6% during this time period compared to the national poverty rate of 12.3%. The federal government defined the poverty threshold in 2021 is \$26,500 for a family of four. Many of these poverty-level households can have worst-case housing needs such as severe cost burden, substandard housing and involuntary displacement. Poverty can be self-perpetuating, creating barriers to education, employment, health, and financial stability.

TDA, TDHCA, and DSHS each have an important role in addressing Texas poverty. These agencies seek to reduce the number of Texans living in poverty, thereby providing a better future for all Texans. This means trying to provide long-term solutions to the problems facing people in poverty and targeting resources to those with the greatest need.

#### **HOME**

Through HOME TBRA, TDHCA assists households with rental subsidy, security, and utility deposit assistance for an initial period not to exceed 24 months. As a condition to receiving rental assistance, households must participate in a self-sufficiency program, which can include job training, General Education Development (GED) classes, or drug dependency classes. The HOME Program enables households to receive rental assistance while participating in programs that will enable them to improve employment options and increase their economic independence and self-sufficiency. Rental assistance may be extended beyond the 24-month period subject to TDHCA's program rules and based on availability of funds.

#### **ESG**

The ESG Program funds activities that provide street outreach, shelter, essential services, and rapid re-housing for persons experiencing homelessness, as well as intervention services for persons at risk of experiencing homelessness. Essential services for homeless persons include medical and psychological



counseling, employment counseling, substance abuse treatment, transportation, and other services. Rapid re-housing services for homeless persons include short and medium-term rental assistance, application fees, security deposits, utility deposits and payments, and moving costs. The amount expended is from ESG directly, and does not reflect the ESG match spent on these activities. These services are intended to help homeless individuals and those with poverty-level incomes improve their conditions and achieve housing stability.

For individuals facing homelessness, homelessness prevention funds can be used for short-term subsidies to defray rent and utility arrearages for households receiving late notices, security deposits, and payments to prevent foreclosure. For ESG Annual, these services are intended to assist households with incomes at or below 30% AMFI to avoid becoming homeless. For ESG CARES, these services can assist households with incomes at or below 50% AMFI.

In addition to the aforementioned services, ESG CARES funds were also used for landlord incentives, which have been used as signing bonuses and additional security deposits for rapid rehousing and homelessness prevention program participants needing to obtain housing.

#### HOPWA

DSHS HOPWA Program Administrative Agencies and Project Sponsors are required to take the HOPWA Getting to Work Training Curriculum. The Getting to Work Training Curriculum assists service providers in understanding HIV/AIDS in the context of employment and the different approaches to helping clients who are ready to work identify and achieve their related goals. Employment and vocational services are not authorized activities of the DSHS HOPWA Program. However, a household's individualized housing plan under Supportive Services – specifically, housing case management – could include goals and tasks related to increasing household income.

#### CDBG

A substantial majority of Texas CDBG funds, over 97%, are obligated to cities and counties under the national objective to "principally benefit low and moderate income persons." Texas CDBG encourages the funding of communities with a high percentage of persons in poverty through its application scoring. In addition, the CDBG allocation formula used to distribute Community Development funds among regions includes a variable for poverty in the community distress factors. The percentage of persons in poverty for each region is factored into the allocation formula in order to target funding toward communities with the greatest need. In PY 2020, CDBG awarded 215 contracts under the National Objective of benefiting primarily low to moderate income persons. The \$68.9 million in funds obligated for this National Objective will benefit 385,225 persons, of whom 239,335 are low- to moderate-income persons. Programs that improve infrastructure affords the opportunity to upgrade existing substandard housing (such as in the colonias) and build new affordable housing where none could exist before. Economic development programs, such as the Downtown Revitalization program, can be effective tools to encourage local economic activity and access to a variety of jobs and opportunities. CDBG provides Technical Assistance and program guidance on methods to be employed toward Section 3 goals. Although attaining Section 3 goals is very difficult in rural communities, CDBG closely monitors the

results of the community's efforts.

### **CDBG-CV**

The CDBG-CV Texas Emergency Rental Assistance and Texas Emergency Mortgage Assistance Programs have made great impacts in providing assistance for individuals and households at or below the poverty level. Of the 9,232 individuals assisted during PY 2020, 5,612 individuals were Extremely Low Income and 2,736 individuals were Low Income. The programs have provided a much needed assistance to the families, therefore providing relief to those who have struggled financially during the pandemic.

### **Actions taken to develop institutional structure. 91.220(k); 91.320(j)**

#### HOME

The HOME Program encourages partnerships in order to improve the provision of affordable housing. Organizations offering products that include mortgage loans are required to provide HUD approved housing counseling to households directly, or coordinate with a housing counseling agency that will provide the counseling. In addition, organizations receiving TBRA funds must provide self-sufficiency services directly, or coordinate with a local organization that will provide the services. HOME staff also participates in workgroups with representatives from many organizations. The workgroups focus on disability, homelessness, and health related issues around the state.

#### CDBG

CDBG funds are awarded to non-entitlement units of general local government thereby providing these communities with financial resources to respond to its community development needs. Such may include planning; constructing community facilities, infrastructure, and housing; and implementing economic development initiatives. Each applicant to the CDBG Program is required through its citizen participation process to inform local housing organizations of its intention to apply for CDBG funding through the Texas CDBG and invite their input into the project selection process. Texas CDBG continues to coordinate with the Texas Department of Housing and Community Affairs, the Texas Water Development Board, the Governor's Economic Development Matrix workgroup, the Texas Water Infrastructure Coordinating Committee, and the 24 Regional Councils of Governments to further its mission and target beneficiaries of CDBG funds through programs such as the Colonia Self-Help Centers, the Colonia Economically Distressed Areas Program, the Housing Tax Credit Program, and the Texas Capital Fund.

#### HOPWA

DSHS contracts with AAs in seven Ryan White Part B HIV Planning Areas encompassing 26 HSDAs. AAs act as an administrative arm for DSHS, with DSHS oversight. AAs subcontract with Project Sponsors in each HSDA for statewide service delivery. These services are integrated with the larger Ryan White HIV/AIDS Program both in administration and service delivery, which in turn is integrated into the larger, multi-sectoral system for delivering treatment and care to these clients. This structure ensures the coordination of all agencies serving PLWH, avoids duplication, saves dollars, and provides the comprehensive supportive services for PLWH in each local community.

## ESG

TDHCA encourages all ESG subrecipients to develop partnerships with service providers in their area. In addition, ESG subrecipients are required to participate in the local HMIS, with exceptions for victim and legal services providers. In order to localize the distribution of ESG Annual funds, TDHCA worked with the CoC lead agencies in the San Antonio CoC and the Houston/Harris County CoC to manage local competitions of ESG funding for PY 2020 funds on behalf of TDHCA. The local competitions included: designing the local NOFA and application;- receiving and reviewing local ESG applications; coordinating budgets for all ESG applicants; and making objective decisions during the award process of ESG funds. In order to distribute ESG CARES funds, TDHCA garnered regular feedback from CoC lead agencies leading up to fund availability, and continue to work with CoC lead agencies in program implementation. During the ESG CARES application, TDHCA worked with all 11 CoC lead agencies to select Subrecipients in their service areas for ESG CARES funding.

## CDBG-CV

The Texas Emergency Rental Assistance Program funding was disbursed to entitlement cities and counties throughout the state. The Texas Emergency Mortgage Assistance Program funding covers all areas within the 254 counties coverage area of the state. The remainder of the programs funded with CDBG-CV address vital needs and services throughout Texas. The CDBG-CV program has developed strong partnerships with cities, counties, non-profit organizations and statewide regional providers to ensure the funding and services are far-reaching through each partner institution and agencies receiving services within those institutions.

## **Actions taken to enhance coordination between public and private housing and social service agencies. 91.220(k); 91.320(j)**

Given that Texas is the second largest state, TDA, TDHCA, and DSHS support the formation of partnerships in the provision of housing, housing-related, and community development endeavors to reach more people than one entity could do alone. Partnerships can help expand the geographic area that services reach, as well as leverage and layer funding to address the finite amount of financial resources available for affordable housing, community service, and community development.

TDA, TDHCA, and DSHS are primarily pass-through funding agencies and distribute federal funds to local entities that in turn provide assistance to households. Because of this, the agencies work with many housing and community development partners, including consumer groups, community-based organizations, neighborhood associations, community development corporations, councils of governments, community housing development organizations, community action agencies, real estate developers, social service providers, local lenders, investor-owned electric utilities, local government, nonprofits, faith-based organizations, property managers, state and local elected officials, and other state and federal agencies.

There are many benefits to these partnerships: risk and commitment are shared; the principle of reciprocity requires that local communities demonstrate an awareness of their needs and a willingness

to participate actively in solving problems, therefore local communities play an active role in tailoring the project to their needs; partners are able to concentrate specifically on their area of expertise; and a greater variety of resources promote a well targeted, more affordable product.

**Identify actions taken to overcome the effects of any impediments identified in the jurisdictions analysis of impediments to fair housing choice. 91.520(a)**

HOME, ESG and CDBG-CV

Through provisions in rules, outreach and training, and monitoring, TDHCA works to ensure that its programs further fair housing choice and reduce barriers for protected classes and low income residents in Texas as required by HUD. The Texas Workforce Commission's (TWC) Civil Rights Division is tasked with enforcing the Fair Housing Act and the State of Texas' Fair Housing Act. TDHCA works with TWC to ensure that prospective applicants and residents are aware of TWC's complaint process and that owners and management agents operating TDHCA monitored properties are aware of their responsibilities under the Federal and State Fair Housing Act. TWC offers free, web-based fair housing training. TDHCA staff also offers webinar training opportunities throughout the year, and more tailored training upon request to help ensure equal access to TDHCA programs. TDHCA and TWC have a Memorandum of Understanding outlining the agency's roles, strengthening collaboration and the management of complaints. The MOU requires mandated reporting from both agencies for uncorrected fair housing violations.

TDHCA participates in a State Fair Housing Workgroup comprised of members from four other state agencies. The group meets routinely to coordinate member agencies in aligning fair housing efforts, considering ways to improve fair housing education and outreach across the state, and developing consistency in complaint direction, training, and providing resources. In PY 2019, the State's 2019 Analysis of Impediments to Fair Housing Choice (AI) was completed and was adopted by the TDHCA Governing Board on September 5, 2019. In addition, TDHCA utilizes a Fair Housing Tracking Database that assists in consolidating fair housing records across programs and funding streams as well as tracking goals under the 2019 AI. Database reports are shared with TDHCA's Board of Directors periodically, and are available upon request.

The ESG Program has worked consistently with TDHCA's Fair Housing staff to include Fair Housing components in the web-based TDHCA ESG training library. ESG staff works with TDHCA's Fair Housing staff to identify potential fair housing issues and offer guidance to ESG subrecipients when possible.

The HOME program has a 5% set-aside to serve persons with disabilities; funds may be used statewide including in Participating Jurisdictions. Minimum Construction Standards were revised to utilize some universal design concepts, increasing the stock of housing that is available for persons with disabilities. Additional HOME funds are made available for requested accessibility features for homeowner housing constructed or rehabilitated with HOME funds. TBRA is encouraged as a bridge to Project Access, prioritizing individuals residing in institutions, waiting to receive a Project Access voucher, transitioning into community based settings.

Additionally, in 2020 TDHCA was awarded a 1-year grant from HUD's Fair Housing and Equal Opportunity Office under the Education and Outreach Initiative. This initiative funds awardees to develop, implement, carry out and coordinate education and outreach programs designed to inform members of the public concerning their rights and obligations under the provisions of the Fair Housing Act. TDHCA's award was in the amount of \$124,866. With this award, TDHCA developed a library of Fair Housing trainings. Topics included a Fair Housing Overview, Assistance Animals, Reasonable Accommodations and Modifications, Affirmative Marketing, Language Assistance Plans, and VAWA or the Violence Against Women Act. A Fair Housing brochure was also developed to assist Texans on how to recognize discrimination and how to file a Fair Housing complaint. These brochures were printed in English and Spanish and were distributed to over 1,600 TDHCA partner organizations statewide.

### **CDBG-CV**

The CDBG-CV program utilizes \$5,000,000 of total program funds to operate an activity to assist Providers of Persons with Disabilities in responding to the coronavirus pandemic. Recognizing persons with disabilities as an identified impediment, CDBG-CV funds were made available to reimburse eligible residential providers for costs incurred in response to COVID-19. The program also utilizes \$445,000 in funding to assist persons with disabilities with addressing legal issues associated with housing issues related to the COVID-19 pandemic.

### **CDBG**

TDHCA uses CDBG funds in Colonia Self-Help Centers, providing programs and services that include credit and debt counseling to assist households in re-establishing credit for future home purchase and/or financing. Self-Help Centers play an integral role in providing information to persons with Limited English Proficiency along the border. The program works with community partners, nonprofit organizations, and units of local government to reach targeted beneficiaries. FHDNR staff conducted a training to help these Self-Help Centers better understand their affirmative marketing requirements and also developed streamlined processes to reduce burdens on these Centers when it comes to identifying least likely to apply populations for their unique and targeted population. The program provides resources to address housing and consumer information. The Texas Bootstrap Loan program is a self-help housing construction program which may be used toward suitable housing within or outside of a Colonia area, protecting fair housing choice and opportunity. TDA conducts training and provides educational material to the participating units of general local government on federal and state fair housing laws and procedures, including technical assistance. The following are examples: Outreach :1) a State Proclamation by the Governor of Texas encouraging Texans to support fair housing practices; 2) a Roundtable Forum on Aging in Place in Rural Texas and similar regional events across the state; and 3) distribution of HUD Fair Housing Posters. Contractor Certifications: All applicants for the CDBG funds must certify that they will take action to affirmatively further fair housing. This certification must be signed and submitted with the initial application for funding and is also included in the contract, if awarded. This certification is discussed at the application workshops and is clearly noted in the application guides. Planning Activities: Contracts awarded under the Planning and Capacity Building Fund are required to include fair housing elements in several planning components, including housing inventory analysis, capital improvement needs planning, analysis of zoning ordinances, and overall

planning strategies. Civil Rights and Fair Housing Technical Assistance: Texas CDBG provides technical assistance to communities for fair housing and civil rights requirements of the program. Staff addresses questions from the grantees and general public regarding civil rights, provides copies of civil rights laws and fair housing brochures upon request, and makes any appropriate referrals on an on-going basis. Project Implementation Manual: A copy of the TxCDBG Project Implementation Manual was made available to all new grantees and to the public via the TDA website to assist in the administration of project activities and to inform entities of applicable laws and regulations. This manual includes a chapter regarding fair housing and equal opportunity with information, forms, checklists, and recommended activities to ensure compliance with all regulations. Monitoring of Civil Rights Requirements: Texas CDBG administers on average between 500-600 open CDBG contracts throughout the year and for 2020, approximately 20% required desk or on-site reviews. For low risk contracts, communities scrutinize their programs using CDBG guidance and checklists and determine whether civil rights violations have occurred. During desk or on-site reviews, Program Monitors also review each contractor for civil rights and fair housing requirements. Contracts are not administratively closed until the civil rights and fair housing requirements are met.

## **CR-40 - Monitoring 91.220 and 91.230**

**Describe the standards and procedures used to monitor activities carried out in furtherance of the plan and used to ensure long-term compliance with requirements of the programs involved, including minority business outreach and the comprehensive planning requirements**

### **Citizen Participation Plan 91.105(d); 91.115(d)**

**Describe the efforts to provide citizens with reasonable notice and an opportunity to comment on performance reports.**

The State encourages the involvement of individuals of low incomes and persons with disabilities in the allocation of funds and planning process through regular meetings, including community-based institutions, consumer workgroups, online discussion forums, and councils (many of these meetings are listed in the Strategic Plan Section 35 of the Consolidated Plan). All public hearing locations are accessible to all who choose to attend. Comments can be submitted either at a public hearing or in writing via mail, or email.

To reach minorities and non-English speaking residents, the Plan outreach follows the State's Language Access Plan. Also, the notices are available in Spanish and English, per Tex. Gov't Code Chapter 2105. Translators will be made available at public meetings, if requested.

The State notifies stakeholders and communities in areas where CDBG funds are proposed for use by distributing information on public hearings through the CDBG email list from TDA. Information related to the Plan and opportunities for feedback were provided through webinars and web discussions that allowed participation by residents of rural areas without requiring travel to a central location. Regional public hearings held as part of the Regional Review Committee process also encouraged participation by CDBG stakeholders.

Due to the short 90-day turnaround time of the 2021 CAPER (Reporting on PY 2020), between the end of the State's HUD Program Year (August 31, 2021) and the November 30, 2021, due date, the public is given reasonable notice by publication in the *Texas Register* and on TDHCA's website at <http://www.tdhca.state.tx.us>.

The 15-day public comment period began on, Monday, November 1, 2021 and continued until 5:00 pm Austin local time on Monday, November 15, 2021.

### **Public Comment Summary and Response**

No public comment was received during the 15-day comment period for the 2021 CAPER (Reporting on PY 2020).

## **CR-45 - CDBG 91.520(c)**

**Specify the nature of, and reasons for, any changes in the jurisdiction's program objectives and indications of how the jurisdiction would change its programs as a result of its experiences.**

The Texas Department of Agriculture is continuously considering the unique needs of rural Texas and how improvements to existing programs can help meet them. The agency is actively working to re-evaluate and reimagine programs to support economic development in rural communities to allow more communities to be successful with these efforts. A new grant management system was launched in PY 2020 to improve efficiency and communication between state staff and stakeholders. In addition, TDA continues to make modest administrative updates to other application and project implementation processes for CDBG.

In the coming years, TDA will evaluate and determine any additional program changes needed as a result of COVID-19 or other factors. Communities have observed significant increases in material costs, limitations on material availability, and project delays due to lack of personnel.

During PY 2020, the CDBG-CV program initiated three substantial amendments to change and further enhance program priorities. Initially, the Texas Emergency Rental Assistance Program was developed along with outlined plans for additional uses of funding. With the release of additional federal funds focusing on rental assistance, unallocated TERAP funding were shifted to the creation of the Texas Emergency Mortgage Assistance Program. With the continued goal of allocating and obligating funding to non-entitlement communities, unallocated TEMAP funds were then repurposed to fund a Community Resiliency Program which will be reported on during PY 2021.

**Does this Jurisdiction have any open Brownfields Economic Development Initiative (BEDI) grants?**

No

**[BEDI grantees] Describe accomplishments and program outcomes during the last year.**



## **CR-50 - HOME 91.520(d)**

### **Include the results of on-site inspections of affordable rental housing assisted under the program to determine compliance with housing codes and other applicable regulations**

Please list those projects that should have been inspected on-site this program year based upon the schedule in §92.504(d). Indicate which of these were inspected and a summary of issues that were detected during the inspection. For those that were not inspected, please indicate the reason and how you will remedy the situation.

For a list of results of on-site inspections of affordable rental housing assisted by TDHCA, see Attachment 1 - HOME On-site Inspection Report. The monitoring activity in the attached is reflective of onsite reviews conducted September 1, 2020 through August 31, 2021.

### **Provide an assessment of the jurisdiction's affirmative marketing actions for HOME units. 92.351(b)**

10 TAC §10.801 require that owners of Developments with five or more total units must affirmatively market their units to promote equal housing choice for prospective tenants, regardless of race, color, religion, sex, national origin, familial status, or disability and must develop and carry out an Affirmative Fair Housing Marketing Plan (or Affirmative Marketing Plan) to provide for marketing strategies and documentation of outreach efforts to prospective applicants identified as "least likely to apply." Furthermore, an Affirmative Fair Housing Marketing Plan (using HUD Form 935.2a or a similar format) is required of all applicants for HOME multifamily funds, and is also required for single family activities at 10 TAC §20.9. Staff has developed a training to assist SF activities in complying with the rule to affirmatively marking and promote choice and opportunity for those considered "least likely" to know about or apply for housing based on an evaluation of market area data.

### **Refer to IDIS reports to describe the amount and use of program income for projects, including the number of projects and owner and tenant characteristics**

TDHCA received approximately \$16.7 million in HOME Program Income. Of that, 10% was reserved for administration and the balance has been programmed for use for Multifamily Development during PY 2020. In addition to Program Income, approximately \$868,923 in recaptured funds were received and will be utilized for the same purpose. During this reporting cycle, program income was held for programming under the 2020 OYAP.

### **Describe other actions taken to foster and maintain affordable housing. 91.220(k) (STATES ONLY: Including the coordination of LIHTC with the development of affordable housing). 91.320(j)**

As previously discussed, many HOME and NHTF-assisted multifamily developments are paired with tax-

exempt bond and/or Housing Tax Credits (HTC). TDHCA rules that govern the HTC Program include incentives for developments utilizing the 9% HTC (competitive HTC) in high opportunity areas which are defined as high-income, low-poverty areas and are not typically minority-concentrated, but the rules also provide incentives to develop underserved areas such as colonias or neighborhoods requiring concerted revitalization. Developments using tax-exempt bond financing and 4% HTC (non-competitive HTC) are more frequently located in qualified census tracts due to federal statutory incentives.

## CR-55 - HOPWA 91.520(e)

### Identify the number of individuals assisted and the types of assistance provided

Table for report on the one-year goals for the number of households provided housing through the use of HOPWA activities for: short-term rent, mortgage, and utility assistance payments to prevent homelessness of the individual or family; tenant-based rental assistance; and units provided in housing facilities developed, leased, or operated with HOPWA funds.

<b>Number of Households Served Through:</b>	<b>One-year Goal</b>	<b>Actual</b>
Short-term rent, mortgage, and utility assistance to prevent homelessness of the individual or family	482	285
Tenant-based rental assistance	586	517
Units provided in permanent housing facilities developed, leased, or operated with HOPWA funds	0	126
Units provided in transitional short-term housing facilities developed, leased, or operated with HOPWA funds	89	0

**Table 14 – HOPWA Number of Households Served**

### Narrative

In the HOPWA 2020 program year, DSHS used HOPWA to serve 517 households with TBRA (88 percent of the 586 OYAP goal); 285 households with STRMU (59 percent of the 482 OYAP goal); 126 households with FBHA (142 percent of the 89 OYAP goal); and 89 households with PHP (71 percent of the 126 OYAP goal) for a total of 968 unduplicated households served using HOPWA funds. DSHS used HOPWA-CV to serve 180 households with TBRA (126 percent of the 143 OYAP goal); 251 households with STRMU (118 percent of the 213 OYAP goal); 52 households with FBHA (168 percent of the 31 OYAP goal); and 13 households with PHP (37 percent of the 35 OYAP goal) for a total of 485 unduplicated households served using HOPWA-CV funds. HOPWA outputs were lower than anticipated in certain HSDAs because of an oversaturation of other local CARES Act housing assistance funding and increased leveraging of other housing assistance resources.

**CR-56 - HTF 91.520(h)**

**Describe the extent to which the grantee complied with its approved HTF allocation plan and the requirements of 24 CFR part 93.**

All \$4,310,528.40 in non-administrative PY 2016 funds, \$7,972,864.20 in non-administrative PY 2017 funds, and \$11,051,176.50 in PY 2018 non-administrative funds have been awarded and committed to thirteen developments proposing new construction. Construction has been completed on three properties and is underway or will start shortly on the other ten properties. All of the non-administrative PY 2016 funds have been drawn, while the majority of non-administrative PY 2017 and 2018 funds are remaining to be drawn. The \$23,334,569.10 in non-administrative PY 2016, 2017, and 2018 funds will assist in the creation of 1,539 units, 183 of which will be HTF-restricted units.

All of the \$9,860,791.50 in non-administrative PY 2019 funds have been committed. None of the \$14,956,117.20 in non-administrative PY 2020 or \$37,575,664 in non-administrative PY 2021 funds have been committed yet. TDHCA anticipates committing PY2020 funds over the next 9 months and PY2021 funds well within the 24 month commitment deadline

Tenure Type	0 – 30% AMI	0% of 30+ to poverty line (when poverty line is higher than 30% AMI)	% of the higher of 30+ AMI or poverty line to 50% AMI	Total Occupied Units	Units Completed, Not Occupied	Total Completed Units
Rental	29	0	0	29	0	29
Homebuyer	0	0	0	0	0	0

**Table 15 - CR-56 HTF Units in HTF activities completed during the period**

# CR-60 - ESG 91.520(g) (ESG Recipients only)

## ESG Supplement to the CAPER in *e-snaps*

### For Paperwork Reduction Act

#### 1. Recipient Information—All Recipients Complete

##### Basic Grant Information

Recipient Name	TEXAS
Organizational DUNS Number	806781902
EIN/TIN Number	742610542
Identify the Field Office	FT WORTH
Identify CoC(s) in which the recipient or subrecipient(s) will provide ESG assistance	San Antonio/Bexar County CoC

##### ESG Contact Name

Prefix	Ms
First Name	ABIGAIL
Middle Name	
Last Name	VERSYN
Suffix	
Title	Director of HOME

##### ESG Contact Address

Street Address 1	221 E 11th
Street Address 2	
City	Austin
State	TX
ZIP Code	78711-3941
Phone Number	5124750908
Extension	
Fax Number	5124751671
Email Address	abigail.versyp@tdhca.state.tx.us

##### ESG Secondary Contact

Prefix	Ms
First Name	Naomi
Last Name	Cantu
Suffix	
Title	Coordinator for Homelessness Programs and Policy
Phone Number	5124753975
Extension	
Email Address	Naomi.Cantu@tdhca.state.tx.us

## 2. Reporting Period—All Recipients Complete

**Program Year Start Date** 09/01/2020  
**Program Year End Date** 08/31/2021

### 3a. Subrecipient Form – Complete one form for each subrecipient

**Subrecipient or Contractor Name:** COMBINED COMMUNITY ACTION, INC

**City:** Smithville

**State:** TX

**Zip Code:** 78957, 1419

**DUNS Number:**

**Is subrecipient a victim services provider:** N

**Subrecipient Organization Type:** Other Non-Profit Organization

**ESG Subgrant or Contract Award Amount:** 70000

**Subrecipient or Contractor Name:** COMMUNITY ACTION COMMITTEE OF VICTORIA

**City:** Victoria

**State:** TX

**Zip Code:** 77902, 2142

**DUNS Number:**

**Is subrecipient a victim services provider:** N

**Subrecipient Organization Type:** Other Non-Profit Organization

**ESG Subgrant or Contract Award Amount:** 300000

**Subrecipient or Contractor Name:** PANHANDLE COMMUNITY SERVICES

**City:** AMARILLO

**State:** TX

**Zip Code:** 79120,

**DUNS Number:**

**Is subrecipient a victim services provider:** N

**Subrecipient Organization Type:** Other Non-Profit Organization

**ESG Subgrant or Contract Award Amount:** 1418128

**Subrecipient or Contractor Name:** Concho Valley Community Action Agency

**City:** San Angelo

**State:** TX

**Zip Code:** 76902, 0671

**DUNS Number:** 078547106

**Is subrecipient a victim services provider:** N

**Subrecipient Organization Type:** Other Non-Profit Organization

**ESG Subgrant or Contract Award Amount:** 2828000

**Subrecipient or Contractor Name:** TWIN CITY MISSION

**City:** Bryan

**State:** TX

**Zip Code:** 77805, 3490

**DUNS Number:**

**Is subrecipient a victim services provider:** Y

**Subrecipient Organization Type:** Other Non-Profit Organization

**ESG Subgrant or Contract Award Amount:** 1674433

**Subrecipient or Contractor Name:** NORTEX Regional Planning Commission (NORTEX)

**City:** Wichita Falls

**State:** TX

**Zip Code:** 76302, 2700

**DUNS Number:** 073155186

**Is subrecipient a victim services provider:** N

**Subrecipient Organization Type:** Other Non-Profit Organization

**ESG Subgrant or Contract Award Amount:** 139755

**Subrecipient or Contractor Name:** SERVICE OF THE EMERGENCY AID RESOURCE CENTER FOR THE HOMELESS

**City:** Houston

**State:** TX

**Zip Code:** 77002, 9115

**DUNS Number:** 785823600

**Is subrecipient a victim services provider:** N

**Subrecipient Organization Type:** Faith-Based Organization

**ESG Subgrant or Contract Award Amount:** 123847

**Subrecipient or Contractor Name:** THE BRIDGE OVER TROUBLED WATERS, INC

**City:** Pasadena

**State:** TX

**Zip Code:** 77501, 3488

**DUNS Number:** 174065052

**Is subrecipient a victim services provider:** Y

**Subrecipient Organization Type:** Other Non-Profit Organization

**ESG Subgrant or Contract Award Amount:** 69012

**Subrecipient or Contractor Name:** BAY AREA TURNING POINT INC

**City:** Webster

**State:** TX

**Zip Code:** 77598, 5116

**DUNS Number:** 946828167

**Is subrecipient a victim services provider:** Y

**Subrecipient Organization Type:** Other Non-Profit Organization

**ESG Subgrant or Contract Award Amount:** 318965

**Subrecipient or Contractor Name:** HOUSTON AREA WOMENS CENTER

**City:** Houston

**State:** TX

**Zip Code:** 77019, 3902

**DUNS Number:** 021497276

**Is subrecipient a victim services provider:** Y

**Subrecipient Organization Type:** Other Non-Profit Organization

**ESG Subgrant or Contract Award Amount:** 306541

**Subrecipient or Contractor Name:** EL PASO CENTER FOR CHILDREN, INC.

**City:** El Paso

**State:** TX

**Zip Code:** 79930, 5154

**DUNS Number:** 802891630

**Is subrecipient a victim services provider:** Y

**Subrecipient Organization Type:** Other Non-Profit Organization

**ESG Subgrant or Contract Award Amount:** 118677



**Subrecipient or Contractor Name:** LA POSADA HOME, INC.

**City:** El Paso

**State:** TX

**Zip Code:** 79902, 4255

**DUNS Number:** 874973977

**Is subrecipient a victim services provider:** Y

**Subrecipient Organization Type:** Other Non-Profit Organization

**ESG Subgrant or Contract Award Amount:** 590000

**Subrecipient or Contractor Name:** PROJECT VIDA PVCDC

**City:** El Paso

**State:** TX

**Zip Code:** 79905, 2415

**DUNS Number:** 791970320

**Is subrecipient a victim services provider:** N

**Subrecipient Organization Type:** Faith-Based Organization

**ESG Subgrant or Contract Award Amount:** 590000

**Subrecipient or Contractor Name:** PROMISE HOUSE

**City:** Dallas

**State:** TX

**Zip Code:** 75208, 6631

**DUNS Number:** 164693905

**Is subrecipient a victim services provider:** N

**Subrecipient Organization Type:** Other Non-Profit Organization

**ESG Subgrant or Contract Award Amount:** 106695

**Subrecipient or Contractor Name:** SHARED HOUSING CENTER

**City:** Dallas

**State:** TX

**Zip Code:** 75204, 5814

**DUNS Number:** 052767832

**Is subrecipient a victim services provider:** N

**Subrecipient Organization Type:** Other Non-Profit Organization

**ESG Subgrant or Contract Award Amount:** 426720

**Subrecipient or Contractor Name:** THE FAMILY PLACE

**City:** Dallas

**State:** TX

**Zip Code:** 75209, 0999

**DUNS Number:** 002933091

**Is subrecipient a victim services provider:** Y

**Subrecipient Organization Type:** Other Non-Profit Organization

**ESG Subgrant or Contract Award Amount:** 282288

**Subrecipient or Contractor Name:** SAN ANTONIO FOOD BANK

**City:** San Antonio

**State:** TX

**Zip Code:** 78227, 2209

**DUNS Number:** 022247886

**Is subrecipient a victim services provider:** N

**Subrecipient Organization Type:** Other Non-Profit Organization

**ESG Subgrant or Contract Award Amount:** 157500

**Subrecipient or Contractor Name:** HAVEN FOR HOPE

**City:** San Antonio

**State:** TX

**Zip Code:** 78207, 1108

**DUNS Number:** 825142511

**Is subrecipient a victim services provider:** N

**Subrecipient Organization Type:** Other Non-Profit Organization

**ESG Subgrant or Contract Award Amount:** 109506

**Subrecipient or Contractor Name:** PRESBYTERIAN NIGHT SHELTER OF TARRANT COUNTY

**City:** Fort Worth

**State:** TX

**Zip Code:** 76113, 2645

**DUNS Number:** 021625335

**Is subrecipient a victim services provider:** N

**Subrecipient Organization Type:** Other Non-Profit Organization

**ESG Subgrant or Contract Award Amount:** 361315

**Subrecipient or Contractor Name:** SAFEHAVEN OF TARRANT COUNTY

**City:** Hurst

**State:** TX

**Zip Code:** 76053, 3804

**DUNS Number:** 786103085

**Is subrecipient a victim services provider:** Y

**Subrecipient Organization Type:** Other Non-Profit Organization

**ESG Subgrant or Contract Award Amount:** 200000

**Subrecipient or Contractor Name:** MEMORIAL ASSISTANCE MINISTRIES

**City:** Houston

**State:** TX

**Zip Code:** 77080, 7320

**DUNS Number:** 198431637

**Is subrecipient a victim services provider:** N

**Subrecipient Organization Type:** Other Non-Profit Organization

**ESG Subgrant or Contract Award Amount:** 73143

**Subrecipient or Contractor Name:** CATHOLIC CHARITIES OF THE ARCHDIOCESE OF GALVESTON-  
HOUSTON

**City:** Houston

**State:** TX

**Zip Code:** 77006, 3435

**DUNS Number:** 125303896

**Is subrecipient a victim services provider:** N

**Subrecipient Organization Type:** Faith-Based Organization

**ESG Subgrant or Contract Award Amount:** 1965785

**Subrecipient or Contractor Name:** COALITION FOR THE HOMELESS OF HOUSTON/HARRIS COUNTY

**City:** Houston

**State:** TX

**Zip Code:** 77002, 7665

**DUNS Number:** 832250815

**Is subrecipient a victim services provider:** N

**Subrecipient Organization Type:** Other Non-Profit Organization

**ESG Subgrant or Contract Award Amount:** 361820

**Subrecipient or Contractor Name:** FAMILY PROMISE OF LUBBOCK

**City:** Lubbock

**State:** TX

**Zip Code:** 79401, 4901

**DUNS Number:** 078601122

**Is subrecipient a victim services provider:** N

**Subrecipient Organization Type:** Other Non-Profit Organization

**ESG Subgrant or Contract Award Amount:** 160979

**Subrecipient or Contractor Name:** EL PASO COALITION FOR THE HOMELESS

**City:** El Paso

**State:** TX

**Zip Code:** 79905, 2052

**DUNS Number:** 145881038

**Is subrecipient a victim services provider:** N

**Subrecipient Organization Type:** Other Non-Profit Organization

**ESG Subgrant or Contract Award Amount:** 203997

**Subrecipient or Contractor Name:** METRO DALLAS HOMELESS ALLIANCE

**City:** Dallas

**State:** TX

**Zip Code:** 75204, 5958

**DUNS Number:** 145187824

**Is subrecipient a victim services provider:** N

**Subrecipient Organization Type:** Other Non-Profit Organization

**ESG Subgrant or Contract Award Amount:** 634577

**Subrecipient or Contractor Name:** CORPUS CHRISTI HOPE HOUSE, INC.

**City:** Corpus Christi

**State:** TX

**Zip Code:** 78404, 2521

**DUNS Number:** 948815337

**Is subrecipient a victim services provider:** Y

**Subrecipient Organization Type:** Other Non-Profit Organization

**ESG Subgrant or Contract Award Amount:** 50000

**Subrecipient or Contractor Name:** EL PASO HUMAN SERVICES, INC.

**City:** El Paso

**State:** TX

**Zip Code:** 79995,

**DUNS Number:** 801931093

**Is subrecipient a victim services provider:** N

**Subrecipient Organization Type:** Other Non-Profit Organization

**ESG Subgrant or Contract Award Amount:** 159034

**Subrecipient or Contractor Name:** RANDY SAMS' OUTREACH SHELTER, INC.

**City:** Texarkana

**State:** TX

**Zip Code:** 75501,

**DUNS Number:** 111879656

**Is subrecipient a victim services provider:** Y

**Subrecipient Organization Type:** Other Non-Profit Organization

**ESG Subgrant or Contract Award Amount:** 149500

**Subrecipient or Contractor Name:** FAMILY CRISIS CENTER, INC.

**City:** Harlingen

**State:** TX

**Zip Code:** 78550,

**DUNS Number:** 164929598

**Is subrecipient a victim services provider:** Y

**Subrecipient Organization Type:** Other Non-Profit Organization

**ESG Subgrant or Contract Award Amount:** 184575

**Subrecipient or Contractor Name:** FAMILY VIOLENCE PREVENTION SERVICES, INC.

**City:** San Antonio

**State:** TX

**Zip Code:** 78209,

**DUNS Number:** 161804901

**Is subrecipient a victim services provider:** Y

**Subrecipient Organization Type:** Other Non-Profit Organization

**ESG Subgrant or Contract Award Amount:** 202925

**Subrecipient or Contractor Name:** FRIENDSHIP OF WOMEN, INC.

**City:** Brownsville

**State:** TX

**Zip Code:** 78521,

**DUNS Number:** 015226129

**Is subrecipient a victim services provider:** Y

**Subrecipient Organization Type:** Other Non-Profit Organization

**ESG Subgrant or Contract Award Amount:** 118771

**Subrecipient or Contractor Name:** LA POSADA PROVIDENCIA

**City:** San Benito

**State:** TX

**Zip Code:** 78586,

**DUNS Number:** 610343464

**Is subrecipient a victim services provider:** N

**Subrecipient Organization Type:** Other Non-Profit Organization

**ESG Subgrant or Contract Award Amount:** 158562

**Subrecipient or Contractor Name:** MID-COAST FAMILY SERVICES, INC.

**City:** Victoria

**State:** TX

**Zip Code:** 77901,

**DUNS Number:** 790072524

**Is subrecipient a victim services provider:** Y

**Subrecipient Organization Type:** Other Non-Profit Organization

**ESG Subgrant or Contract Award Amount:** 344910

**Subrecipient or Contractor Name:** Salvation Army - Abilene

**City:** Abilene

**State:** TX

**Zip Code:** 79602, 4842

**DUNS Number:** 080654473

**Is subrecipient a victim services provider:** Y

**Subrecipient Organization Type:** Faith-Based Organization

**ESG Subgrant or Contract Award Amount:** 431400

**Subrecipient or Contractor Name:** YOUTH AND FAMILY ALLIANCE DBA LIFEWORKS

**City:** Austin

**State:** TX

**Zip Code:** 78704,

**DUNS Number:** 137614244

**Is subrecipient a victim services provider:** N

**Subrecipient Organization Type:** Other Non-Profit Organization

**ESG Subgrant or Contract Award Amount:** 344998

**Subrecipient or Contractor Name:** CITY OF DENTON

**City:** Denton

**State:** TX

**Zip Code:** 76205,

**DUNS Number:** 071380190

**Is subrecipient a victim services provider:** N

**Subrecipient Organization Type:** Other Non-Profit Organization

**ESG Subgrant or Contract Award Amount:** 1384405

**Subrecipient or Contractor Name:** FAMILIES IN CRISIS, INC.

**City:** Killeen

**State:** TX

**Zip Code:** 76541,

**DUNS Number:** 181990318

**Is subrecipient a victim services provider:** Y

**Subrecipient Organization Type:** Other Non-Profit Organization

**ESG Subgrant or Contract Award Amount:** 236900

**Subrecipient or Contractor Name:** SHELTER AGENCIES FOR FAMILIES IN EAST TEXAS

**City:** Mt. Pleasant

**State:** TX

**Zip Code:** 75455,

**DUNS Number:** 024049913

**Is subrecipient a victim services provider:** Y

**Subrecipient Organization Type:** Other Non-Profit Organization

**ESG Subgrant or Contract Award Amount:** 72074

**Subrecipient or Contractor Name:** CAREER AND RECOVERY RESOURCES, INC.

**City:** Houston

**State:** TX

**Zip Code:** 77002,

**DUNS Number:** 070137294

**Is subrecipient a victim services provider:** N

**Subrecipient Organization Type:** Other Non-Profit Organization

**ESG Subgrant or Contract Award Amount:** 448533

**Subrecipient or Contractor Name:** SAN ANTONIO FAMILY ENDEAVORS, INC.

**City:** San Antonio

**State:** TX

**Zip Code:** 78228,

**DUNS Number:** 118914498

**Is subrecipient a victim services provider:** N

**Subrecipient Organization Type:** Other Non-Profit Organization

**ESG Subgrant or Contract Award Amount:** 14643197

**Subrecipient or Contractor Name:** Alliance of Community Assistance Ministries, Inc.

**City:** Houston

**State:** TX

**Zip Code:** 77056, 6660

**DUNS Number:** 067630032

**Is subrecipient a victim services provider:** N

**Subrecipient Organization Type:** Faith-Based Organization

**ESG Subgrant or Contract Award Amount:** 155500

**Subrecipient or Contractor Name:** Northwest Assistance Ministries

**City:** Houston

**State:** TX

**Zip Code:** 77090, 3651

**DUNS Number:** 789961943

**Is subrecipient a victim services provider:** Y

**Subrecipient Organization Type:** Other Non-Profit Organization

**ESG Subgrant or Contract Award Amount:** 198660



**Subrecipient or Contractor Name:** Salvation Army - Corpus Christi  
**City:** Corpus Christi  
**State:** TX  
**Zip Code:** 78403, 2507  
**DUNS Number:** 080617504  
**Is subrecipient a victim services provider:** N  
**Subrecipient Organization Type:** Other Non-Profit Organization  
**ESG Subgrant or Contract Award Amount:** 227450

**Subrecipient or Contractor Name:** Women's Center of East Texas, Inc.  
**City:** Longview  
**State:** TX  
**Zip Code:** 75606, 0347  
**DUNS Number:** 607663622  
**Is subrecipient a victim services provider:** Y  
**Subrecipient Organization Type:** Other Non-Profit Organization  
**ESG Subgrant or Contract Award Amount:** 186128

**Subrecipient or Contractor Name:** Arlington Life Shelter  
**City:** Arlington  
**State:** TX  
**Zip Code:** 76011, 7415  
**DUNS Number:** 782110191  
**Is subrecipient a victim services provider:** Y  
**Subrecipient Organization Type:** Faith-Based Organization  
**ESG Subgrant or Contract Award Amount:** 48697

**Subrecipient or Contractor Name:** Salvation Army - Arlington  
**City:** Arlington  
**State:** TX  
**Zip Code:** 76013, 6901  
**DUNS Number:** 124732012  
**Is subrecipient a victim services provider:** N  
**Subrecipient Organization Type:** Other Non-Profit Organization  
**ESG Subgrant or Contract Award Amount:** 174498

**Subrecipient or Contractor Name:** Tarrant County Homeless Coalition

**City:** Fort Worth

**State:** TX

**Zip Code:** 76147, 1406

**DUNS Number:** 824740125

**Is subrecipient a victim services provider:** N

**Subrecipient Organization Type:** Other Non-Profit Organization

**ESG Subgrant or Contract Award Amount:** 638530

**Subrecipient or Contractor Name:** City of Amarillo

**City:** Amarillo

**State:** TX

**Zip Code:** 79105, 1971

**DUNS Number:** 065032807

**Is subrecipient a victim services provider:** N

**Subrecipient Organization Type:** Other Non-Profit Organization

**ESG Subgrant or Contract Award Amount:** 178947

**Subrecipient or Contractor Name:** San Antonio Metropolitan Ministry, Inc.

**City:** San Antonio

**State:** TX

**Zip Code:** 78216, 7017

**DUNS Number:** 150403012

**Is subrecipient a victim services provider:** N

**Subrecipient Organization Type:** Faith-Based Organization

**ESG Subgrant or Contract Award Amount:** 241182

**Subrecipient or Contractor Name:** Advocacy Outreach

**City:** Elgin

**State:** TX

**Zip Code:** 78621, 0169

**DUNS Number:** 836037655

**Is subrecipient a victim services provider:** N

**Subrecipient Organization Type:** Other Non-Profit Organization

**ESG Subgrant or Contract Award Amount:** 158463

**Subrecipient or Contractor Name:** Salvation Army - Houston  
**City:** Houston  
**State:** TX  
**Zip Code:** 77002, 8814  
**DUNS Number:** 106822328  
**Is subrecipient a victim services provider:** Y  
**Subrecipient Organization Type:** Faith-Based Organization  
**ESG Subgrant or Contract Award Amount:** 265132

**Subrecipient or Contractor Name:** Salvation Army - Waco  
**City:** Waco  
**State:** TX  
**Zip Code:** 76710, 7015  
**DUNS Number:** 124736104  
**Is subrecipient a victim services provider:** N  
**Subrecipient Organization Type:** Faith-Based Organization  
**ESG Subgrant or Contract Award Amount:** 143048

**Subrecipient or Contractor Name:** Brighter Tomorrows  
**City:** Irving  
**State:** TX  
**Zip Code:** 75061, 7305  
**DUNS Number:** 619895712  
**Is subrecipient a victim services provider:** Y  
**Subrecipient Organization Type:** Other Non-Profit Organization  
**ESG Subgrant or Contract Award Amount:** 674227

**Subrecipient or Contractor Name:** Bridge Steps  
**City:** Dallas  
**State:** TX  
**Zip Code:** 75201, 6102  
**DUNS Number:** 969979108  
**Is subrecipient a victim services provider:** N  
**Subrecipient Organization Type:** Other Non-Profit Organization  
**ESG Subgrant or Contract Award Amount:** 345000

**Subrecipient or Contractor Name:** BEAT AIDS Coalition Trust  
**City:** San Antonio  
**State:** TX  
**Zip Code:** 78212, 4721  
**DUNS Number:** 942169418  
**Is subrecipient a victim services provider:** N  
**Subrecipient Organization Type:** Other Non-Profit Organization  
**ESG Subgrant or Contract Award Amount:** 570999

**Subrecipient or Contractor Name:** St. Vincent de Paul  
**City:** San Antonio  
**State:** TX  
**Zip Code:** 78207, 1108  
**DUNS Number:** 164918252  
**Is subrecipient a victim services provider:** N  
**Subrecipient Organization Type:** Other Non-Profit Organization  
**ESG Subgrant or Contract Award Amount:** 84090

**Subrecipient or Contractor Name:** Center For Transforming Lives  
**City:** Fort Worth  
**State:** TX  
**Zip Code:** 76102, 3613  
**DUNS Number:** 105902324  
**Is subrecipient a victim services provider:** N  
**Subrecipient Organization Type:** Other Non-Profit Organization  
**ESG Subgrant or Contract Award Amount:** 93378

**Subrecipient or Contractor Name:** City House, Inc.  
**City:** Plano  
**State:** TX  
**Zip Code:** 75024,  
**DUNS Number:** 557230653  
**Is subrecipient a victim services provider:** N  
**Subrecipient Organization Type:** Other Non-Profit Organization  
**ESG Subgrant or Contract Award Amount:** 43793

**Subrecipient or Contractor Name:** CitySquare  
**City:** Dallas  
**State:** TX  
**Zip Code:** 75201, 6615  
**DUNS Number:** 956450860  
**Is subrecipient a victim services provider:** N  
**Subrecipient Organization Type:** Faith-Based Organization  
**ESG Subgrant or Contract Award Amount:** 11859

**Subrecipient or Contractor Name:** Family Gateway, Inc.  
**City:** Dallas  
**State:** TX  
**Zip Code:** 75202, 4501  
**DUNS Number:** 003731991  
**Is subrecipient a victim services provider:** N  
**Subrecipient Organization Type:** Other Non-Profit Organization  
**ESG Subgrant or Contract Award Amount:** 299487

**Subrecipient or Contractor Name:** Salvation Army-Fort Worth-Mabee Center  
**City:** Fort Worth  
**State:** TX  
**Zip Code:** 76113, 2333  
**DUNS Number:** 124732699  
**Is subrecipient a victim services provider:** Y  
**Subrecipient Organization Type:** Faith-Based Organization  
**ESG Subgrant or Contract Award Amount:** 299502

**Subrecipient or Contractor Name:** Salvation Army - San Antonio  
**City:** San Antonio  
**State:** TX  
**Zip Code:** 78212, 5112  
**DUNS Number:** 005781518  
**Is subrecipient a victim services provider:** N  
**Subrecipient Organization Type:** Faith-Based Organization  
**ESG Subgrant or Contract Award Amount:** 75000

**Subrecipient or Contractor Name:** Covenant House Texas  
**City:** Houston  
**State:** TX  
**Zip Code:** 77006, 3823  
**DUNS Number:** 151249349  
**Is subrecipient a victim services provider:** N  
**Subrecipient Organization Type:** Faith-Based Organization  
**ESG Subgrant or Contract Award Amount:** 126100

**Subrecipient or Contractor Name:** The SAFE Alliance  
**City:** Austin  
**State:** TX  
**Zip Code:** 78741, 3453  
**DUNS Number:** 057515850  
**Is subrecipient a victim services provider:** Y  
**Subrecipient Organization Type:** Other Non-Profit Organization  
**ESG Subgrant or Contract Award Amount:** 153369

**Subrecipient or Contractor Name:** Loaves and Fishes of the Rio Grande Valley  
**City:** Harlingen  
**State:** TX  
**Zip Code:** 78550, 6528  
**DUNS Number:** 801182981  
**Is subrecipient a victim services provider:** N  
**Subrecipient Organization Type:** Faith-Based Organization  
**ESG Subgrant or Contract Award Amount:** 304800

**Subrecipient or Contractor Name:** Salvation Army - Temple  
**City:** Temple  
**State:** TX  
**Zip Code:** 76504, 5606  
**DUNS Number:** 005704437  
**Is subrecipient a victim services provider:** N  
**Subrecipient Organization Type:** Faith-Based Organization  
**ESG Subgrant or Contract Award Amount:** 300000

**Subrecipient or Contractor Name:** Catholic Charities of Dallas, Inc.

**City:** Dallas

**State:** TX

**Zip Code:** 75247, 4905

**DUNS Number:** 146839621

**Is subrecipient a victim services provider:** Y

**Subrecipient Organization Type:** Other Non-Profit Organization

**ESG Subgrant or Contract Award Amount:** 1311703

**Subrecipient or Contractor Name:** Salvation Army - Carr P Collins Service Center

**City:** Dallas

**State:** TX

**Zip Code:** 75235, 7209

**DUNS Number:** 124718870

**Is subrecipient a victim services provider:** N

**Subrecipient Organization Type:** Faith-Based Organization

**ESG Subgrant or Contract Award Amount:** 77250

**Subrecipient or Contractor Name:** Ark-Tex Council of Governments

**City:** Texarkana

**State:** TX

**Zip Code:** 75503, 2910

**DUNS Number:** 059701052

**Is subrecipient a victim services provider:** N

**Subrecipient Organization Type:** Other Non-Profit Organization

**ESG Subgrant or Contract Award Amount:** 138212

**Subrecipient or Contractor Name:** Catholic Charities of the Rio Grande Valley

**City:** Brownsville

**State:** TX

**Zip Code:** 78520, 8703

**DUNS Number:** 956016075

**Is subrecipient a victim services provider:** N

**Subrecipient Organization Type:** Faith-Based Organization

**ESG Subgrant or Contract Award Amount:** 1989159

**Subrecipient or Contractor Name:** Salvation Army - Denton

**City:** Denton

**State:** TX

**Zip Code:** 76209, 4526

**DUNS Number:** 124734646

**Is subrecipient a victim services provider:** Y

**Subrecipient Organization Type:** Faith-Based Organization

**ESG Subgrant or Contract Award Amount:** 299783

**Subrecipient or Contractor Name:** Tyler Street Resources dba Guyon Saunders Resource Center

**City:** Amarillo

**State:** TX

**Zip Code:** 79101, 1448

**DUNS Number:** 073105772

**Is subrecipient a victim services provider:** N

**Subrecipient Organization Type:** Other Non-Profit Organization

**ESG Subgrant or Contract Award Amount:** 20999

**Subrecipient or Contractor Name:** Salvation Army - Amarillo

**City:** Amarillo

**State:** TX

**Zip Code:** 79101, 1442

**DUNS Number:** 048226794

**Is subrecipient a victim services provider:** N

**Subrecipient Organization Type:** Faith-Based Organization

**ESG Subgrant or Contract Award Amount:** 500000

**Subrecipient or Contractor Name:** The Beacon of Downtown Houston

**City:** Houston

**State:** TX

**Zip Code:** 77002, 2008

**DUNS Number:** 967571915

**Is subrecipient a victim services provider:** N

**Subrecipient Organization Type:** Faith-Based Organization

**ESG Subgrant or Contract Award Amount:** 284445



**Subrecipient or Contractor Name:** Denton County Friends of the Family, Inc.

**City:** Corinth

**State:** TX

**Zip Code:** 76210, 2302

**DUNS Number:** 782111991

**Is subrecipient a victim services provider:** Y

**Subrecipient Organization Type:** Other Non-Profit Organization

**ESG Subgrant or Contract Award Amount:** 245655

**Subrecipient or Contractor Name:** Tarrant County Hands of Hope

**City:** Haltom City

**State:** TX

**Zip Code:** 76137, 2215

**DUNS Number:** 067621773

**Is subrecipient a victim services provider:** N

**Subrecipient Organization Type:** Other Non-Profit Organization

**ESG Subgrant or Contract Award Amount:** 50884

**Subrecipient or Contractor Name:** The Children's Center, Inc.

**City:** Galveston

**State:** TX

**Zip Code:** 77550, 6547

**DUNS Number:** 174634956

**Is subrecipient a victim services provider:** N

**Subrecipient Organization Type:** Other Non-Profit Organization

**ESG Subgrant or Contract Award Amount:** 344072

**Subrecipient or Contractor Name:** Hope's Door

**City:** Plano

**State:** TX

**Zip Code:** 75074, 6865

**DUNS Number:** 557412079

**Is subrecipient a victim services provider:** Y

**Subrecipient Organization Type:** Other Non-Profit Organization

**ESG Subgrant or Contract Award Amount:** 577250

**Subrecipient or Contractor Name:** Resource and Crisis Center of Galveston County, Inc  
**City:** Galveston  
**State:** TX  
**Zip Code:** 77550, 4953  
**DUNS Number:** 615704863  
**Is subrecipient a victim services provider:** Y  
**Subrecipient Organization Type:** Other Non-Profit Organization  
**ESG Subgrant or Contract Award Amount:** 168500

**Subrecipient or Contractor Name:** Shelter Ministries of Dallas DBA Austin Street Center  
**City:** Dallas  
**State:** TX  
**Zip Code:** 75226, 2123  
**DUNS Number:** 927254987  
**Is subrecipient a victim services provider:** N  
**Subrecipient Organization Type:** Other Non-Profit Organization  
**ESG Subgrant or Contract Award Amount:** 236735

**Subrecipient or Contractor Name:** Magnificat Houses, Inc.  
**City:** Houston  
**State:** TX  
**Zip Code:** 77004, 2917  
**DUNS Number:** 070886106  
**Is subrecipient a victim services provider:** N  
**Subrecipient Organization Type:** Faith-Based Organization  
**ESG Subgrant or Contract Award Amount:** 76114

**Subrecipient or Contractor Name:** The Montrose Center (TMC)  
**City:** Houston  
**State:** TX  
**Zip Code:** 77006, 5015  
**DUNS Number:** 838027571  
**Is subrecipient a victim services provider:** Y  
**Subrecipient Organization Type:** Other Non-Profit Organization  
**ESG Subgrant or Contract Award Amount:** 630000

**Subrecipient or Contractor Name:** South Alamo Regional Alliance for the Homeless

**City:** San Antonio

**State:** TX

**Zip Code:** 78228, 1401

**DUNS Number:** 832030378

**Is subrecipient a victim services provider:** N

**Subrecipient Organization Type:** Other Non-Profit Organization

**ESG Subgrant or Contract Award Amount:** 6450

**Subrecipient or Contractor Name:** Homeless Network of Texas dba Texas Homeless Network

**City:** Austin

**State:** TX

**Zip Code:** 78704, 7620

**DUNS Number:** 054821686

**Is subrecipient a victim services provider:** N

**Subrecipient Organization Type:** Other Non-Profit Organization

**ESG Subgrant or Contract Award Amount:** 315790

**Subrecipient or Contractor Name:** Ending Community Homelessness Coalition, Inc.

**City:** Austin

**State:** TX

**Zip Code:** 78752, 3746

**DUNS Number:** 052288199

**Is subrecipient a victim services provider:** N

**Subrecipient Organization Type:** Other Non-Profit Organization

**ESG Subgrant or Contract Award Amount:** 111260

**Subrecipient or Contractor Name:** Union Gospel Mission

**City:** Dallas

**State:** TX

**Zip Code:** 75247, 6027

**DUNS Number:** 792977225

**Is subrecipient a victim services provider:** N

**Subrecipient Organization Type:** Faith-Based Organization

**ESG Subgrant or Contract Award Amount:** 73500

**Subrecipient or Contractor Name:** Family Eldercare, Inc.

**City:** Austin

**State:** TX

**Zip Code:** 78754, 5104

**DUNS Number:** 181862780

**Is subrecipient a victim services provider:** N

**Subrecipient Organization Type:** Other Non-Profit Organization

**ESG Subgrant or Contract Award Amount:** 2303838

**Subrecipient or Contractor Name:** Helen's Project

**City:** Grand Prairie

**State:** TX

**Zip Code:** 75051, 2826

**DUNS Number:** 941765377

**Is subrecipient a victim services provider:** Y

**Subrecipient Organization Type:** Other Non-Profit Organization

**ESG Subgrant or Contract Award Amount:** 46016

**Subrecipient or Contractor Name:** Under 1 Roof

**City:** Dallas

**State:** TX

**Zip Code:** 75232, 2255

**DUNS Number:** 078284722

**Is subrecipient a victim services provider:** N

**Subrecipient Organization Type:** Other Non-Profit Organization

**ESG Subgrant or Contract Award Amount:** 842337

**Subrecipient or Contractor Name:** Alamo Area Council of Governments

**City:** San Antonio

**State:** TX

**Zip Code:** 78217, 6221

**DUNS Number:** 010544658

**Is subrecipient a victim services provider:** N

**Subrecipient Organization Type:** Other Non-Profit Organization

**ESG Subgrant or Contract Award Amount:** 1164030

**Subrecipient or Contractor Name:** Transcend STEM Education  
**City:** Coppell  
**State:** TX  
**Zip Code:** 75019,  
**DUNS Number:** 079936771  
**Is subrecipient a victim services provider:** N  
**Subrecipient Organization Type:** Other Non-Profit Organization  
**ESG Subgrant or Contract Award Amount:** 31795

**Subrecipient or Contractor Name:** Family Services of Southeast Texas, Inc.  
**City:** Beaumont  
**State:** TX  
**Zip Code:** 77701, 3805  
**DUNS Number:** 184369288  
**Is subrecipient a victim services provider:** Y  
**Subrecipient Organization Type:** Other Non-Profit Organization  
**ESG Subgrant or Contract Award Amount:** 351259

**Subrecipient or Contractor Name:** The Well Community  
**City:** Dallas  
**State:** TX  
**Zip Code:** 75208, 4516  
**DUNS Number:** 033757508  
**Is subrecipient a victim services provider:** N  
**Subrecipient Organization Type:** Faith-Based Organization  
**ESG Subgrant or Contract Award Amount:** 92598

**Subrecipient or Contractor Name:** Martha's Home, Inc.  
**City:** Amarillo  
**State:** TX  
**Zip Code:** 79102, 2637  
**DUNS Number:** 943633875  
**Is subrecipient a victim services provider:** Y  
**Subrecipient Organization Type:** Other Non-Profit Organization  
**ESG Subgrant or Contract Award Amount:** 47247

**Subrecipient or Contractor Name:** Abigail's Arms Cooke County Family Crisis Center

**City:** Gainesville

**State:** TX

**Zip Code:** 76240, 2401

**DUNS Number:** 944382860

**Is subrecipient a victim services provider:** Y

**Subrecipient Organization Type:** Other Non-Profit Organization

**ESG Subgrant or Contract Award Amount:** 607023

**Subrecipient or Contractor Name:** Brown County Home Solutions

**City:** Brownwood

**State:** TX

**Zip Code:** 76801, 3412

**DUNS Number:** 086113034

**Is subrecipient a victim services provider:** N

**Subrecipient Organization Type:** Faith-Based Organization

**ESG Subgrant or Contract Award Amount:** 83202

**Subrecipient or Contractor Name:** Christian Community Action

**City:** Lewisville

**State:** TX

**Zip Code:** 75057, 3944

**DUNS Number:** 150509438

**Is subrecipient a victim services provider:** Y

**Subrecipient Organization Type:** Faith-Based Organization

**ESG Subgrant or Contract Award Amount:** 269000

**Subrecipient or Contractor Name:** San Antonio Christian Hope Resource Center DBA SA Hope Center

**City:** San Antonio

**State:** TX

**Zip Code:** 78237, 1525

**DUNS Number:** 556067424

**Is subrecipient a victim services provider:** N

**Subrecipient Organization Type:** Faith-Based Organization

**ESG Subgrant or Contract Award Amount:** 865844

**Subrecipient or Contractor Name:** Metro Relief  
**City:** The Colony  
**State:** TX  
**Zip Code:** 75056, 2365  
**DUNS Number:** 068727053  
**Is subrecipient a victim services provider:** N  
**Subrecipient Organization Type:** Other Non-Profit Organization  
**ESG Subgrant or Contract Award Amount:** 149108

**Subrecipient or Contractor Name:** Maurice Barnett Geriatric Wellness Center, Inc.  
**City:** Plano  
**State:** TX  
**Zip Code:** 75075, 7005  
**DUNS Number:** 031842896  
**Is subrecipient a victim services provider:** N  
**Subrecipient Organization Type:** Other Non-Profit Organization  
**ESG Subgrant or Contract Award Amount:** 548513

**Subrecipient or Contractor Name:** Salvation Army - Beaumont  
**City:** Beaumont  
**State:** TX  
**Zip Code:** 77703, 5009  
**DUNS Number:** 042029533  
**Is subrecipient a victim services provider:** N  
**Subrecipient Organization Type:** Faith-Based Organization  
**ESG Subgrant or Contract Award Amount:** 220800

**Subrecipient or Contractor Name:** HTX H.O.P.E. Haven  
**City:** Houston  
**State:** TX  
**Zip Code:** 77014, 1244  
**DUNS Number:** 052506101  
**Is subrecipient a victim services provider:** N  
**Subrecipient Organization Type:** Faith-Based Organization  
**ESG Subgrant or Contract Award Amount:** 67609

**Subrecipient or Contractor Name:** Salvation Army - Galveston

**City:** Galveston

**State:** TX

**Zip Code:** 77551, 4105

**DUNS Number:** 124741922

**Is subrecipient a victim services provider:** N

**Subrecipient Organization Type:** Faith-Based Organization

**ESG Subgrant or Contract Award Amount:** 1035927

**Subrecipient or Contractor Name:** Salvation Army - Lufkin

**City:** Lufkin

**State:** TX

**Zip Code:** 75901, 3940

**DUNS Number:** 124729828

**Is subrecipient a victim services provider:** N

**Subrecipient Organization Type:** Faith-Based Organization

**ESG Subgrant or Contract Award Amount:** 264865

**Subrecipient or Contractor Name:** Salvation Army - Grayson County

**City:** Sherman

**State:** TX

**Zip Code:** 75090, 2136

**DUNS Number:** 126109425

**Is subrecipient a victim services provider:** N

**Subrecipient Organization Type:** Faith-Based Organization

**ESG Subgrant or Contract Award Amount:** 530717

**Subrecipient or Contractor Name:** Recovery Resource Council

**City:** Dallas

**State:** TX

**Zip Code:** 75247, 4040

**DUNS Number:** 081710634

**Is subrecipient a victim services provider:** N

**Subrecipient Organization Type:** Other Non-Profit Organization

**ESG Subgrant or Contract Award Amount:** 158733



**Subrecipient or Contractor Name:** Corazon Ministries, Inc  
**City:** San Antonio  
**State:** TX  
**Zip Code:** 78205, 1702  
**DUNS Number:** 147222322  
**Is subrecipient a victim services provider:** N  
**Subrecipient Organization Type:** Other Non-Profit Organization  
**ESG Subgrant or Contract Award Amount:** 74761

**Subrecipient or Contractor Name:** United States Veterans Initiative - Houston  
**City:** Houston  
**State:** TX  
**Zip Code:** 77030, 4808  
**DUNS Number:** 825134211  
**Is subrecipient a victim services provider:** N  
**Subrecipient Organization Type:** Faith-Based Organization  
**ESG Subgrant or Contract Award Amount:** 99330

**Subrecipient or Contractor Name:** United Way of Amarillo and Canyon  
**City:** Amarillo  
**State:** TX  
**Zip Code:** 79106, 6718  
**DUNS Number:** 020631433  
**Is subrecipient a victim services provider:** N  
**Subrecipient Organization Type:** Other Non-Profit Organization  
**ESG Subgrant or Contract Award Amount:** 65301

**Subrecipient or Contractor Name:** Tracy Andrus Foundation  
**City:** Marshall  
**State:** TX  
**Zip Code:** 75670, 3210  
**DUNS Number:** 795910822  
**Is subrecipient a victim services provider:** Y  
**Subrecipient Organization Type:** Other Non-Profit Organization  
**ESG Subgrant or Contract Award Amount:** 1730000

**Subrecipient or Contractor Name:** Foundation For The Homeless

**City:** Austin

**State:** TX

**Zip Code:** 78714, 0946

**DUNS Number:** 803513464

**Is subrecipient a victim services provider:** N

**Subrecipient Organization Type:** Other Non-Profit Organization

**ESG Subgrant or Contract Award Amount:** 566888

**Subrecipient or Contractor Name:** United Way of Denton County, Inc.

**City:** Denton

**State:** TX

**Zip Code:** 76205, 7946

**DUNS Number:** 782112114

**Is subrecipient a victim services provider:** N

**Subrecipient Organization Type:** Other Non-Profit Organization

**ESG Subgrant or Contract Award Amount:** 3300333

**Subrecipient or Contractor Name:** West Houston Assistance Ministries, Inc.

**City:** Houston

**State:** TX

**Zip Code:** 77042, 4001

**DUNS Number:** 874699135

**Is subrecipient a victim services provider:** N

**Subrecipient Organization Type:** Faith-Based Organization

**ESG Subgrant or Contract Award Amount:** 770070

**Subrecipient or Contractor Name:** First Presbyterian Church of Dallas, Texas dba The Stewpot

**City:** Dallas

**State:** TX

**Zip Code:** 75201, 5611

**DUNS Number:** 078386521

**Is subrecipient a victim services provider:** N

**Subrecipient Organization Type:** Faith-Based Organization

**ESG Subgrant or Contract Award Amount:** 500000

**Subrecipient or Contractor Name:** Texas Council on Family Violence

**City:** Austin

**State:** TX

**Zip Code:** 78716, 3865

**DUNS Number:** 829273445

**Is subrecipient a victim services provider:** Y

**Subrecipient Organization Type:** Other Non-Profit Organization

**ESG Subgrant or Contract Award Amount:** 49965

**Subrecipient or Contractor Name:** Tarrant County

**City:** Fort Worth

**State:** TX

**Zip Code:** 76107, 6517

**DUNS Number:** 068365220

**Is subrecipient a victim services provider:** N

**Subrecipient Organization Type:** Other Non-Profit Organization

**ESG Subgrant or Contract Award Amount:** 2000000

**Subrecipient or Contractor Name:** Spring Branch Community Health Center

**City:** Houston

**State:** TX

**Zip Code:** 77055, 3402

**DUNS Number:** 149186624

**Is subrecipient a victim services provider:** N

**Subrecipient Organization Type:** Other Non-Profit Organization

**ESG Subgrant or Contract Award Amount:** 2804000

**Subrecipient or Contractor Name:** The Chosen Ones Outreach Ministries of Galveston

**City:** Houston

**State:** TX

**Zip Code:** 77031, 3113

**DUNS Number:** 080602362

**Is subrecipient a victim services provider:** N

**Subrecipient Organization Type:** Faith-Based Organization

**ESG Subgrant or Contract Award Amount:** 1360000

**Subrecipient or Contractor Name:** Aspermont Small Business Development Center, Inc.

**City:** Aspermont

**State:** TX

**Zip Code:** 79502, 2220

**DUNS Number:** 117412452

**Is subrecipient a victim services provider:** N

**Subrecipient Organization Type:** Other Non-Profit Organization

**ESG Subgrant or Contract Award Amount:** 502500

**Subrecipient or Contractor Name:** Metrocrest Services, Inc.

**City:** Farmers Branch

**State:** TX

**Zip Code:** 75234,

**DUNS Number:** 118629377

**Is subrecipient a victim services provider:** N

**Subrecipient Organization Type:** Other Non-Profit Organization

**ESG Subgrant or Contract Award Amount:** 970003

## **CR-65 - Persons Assisted**

### **Submission of CR-65 and SAGE Data**

Per the "Sage ESG CAPER Guidebook for ESG-funded Programs," available at <https://files.hudexchange.info/resources/documents/Sage-ESG-Caper-Guidebook-for-ESG-funded-Programs.pdf>, recipients must attach the Sage report to their CAPER submission in the eCon Planning Suite to fulfill the annual reporting requirement and are not required to enter the data manually onto screen CR-65. As such, all CR-65 data will be provided in Section CR-00 as an attachment titled Attachment 2 - Sage Report for CR-65.

## CR-70 – ESG 91.520(g) - Assistance Provided and Outcomes

### 10. Shelter Utilization

Number of New Units - Rehabbed	0
Number of New Units - Conversion	0
Total Number of bed-nights available	1,235,098
Total Number of bed-nights provided	943,255
Capacity Utilization	76.37%

Table 24 – Shelter Capacity

### 11. Project Outcomes Data measured under the performance standards developed in consultation with the CoC(s)

In 2018, TDHCA evaluated and codified in administrative rule its scoring targets for performance standards. The process included obtaining feedback on the draft during a series of roundtables in three different cities, and an online discussion forum. CoCs were invited to participate in all requests for input. Changes to the scoring items were made in response feedback received during the drafting phase. In addition, TDHCA solicited formal public comment through rulemaking, and the CoCs were notified for the public comment period. No public comment was received during the public comment period. In general, TDHCA strives to have its performance measures closely resemble the measures in the CAPER in order to ensure that federal requirements are met and minimize time ESG subrecipients spend reporting.

## CR-75 – Expenditures

### 11. Expenditures

#### 11a. ESG Expenditures for Homelessness Prevention

	Dollar Amount of Expenditures in Program Year		
	2018	2019	2020
Expenditures for Rental Assistance	1,241,530	1,425,329	1,008,096
Expenditures for Housing Relocation and Stabilization Services - Financial Assistance	193,062	164,182	113,903
Expenditures for Housing Relocation & Stabilization Services - Services	440,384	610,996	381,966
Expenditures for Homeless Prevention under Emergency Shelter Grants Program	0	0	0
<b>Subtotal Homelessness Prevention</b>	<b>1,874,976</b>	<b>2,200,507</b>	<b>1,503,965</b>

Table 25 – ESG Expenditures for Homelessness Prevention

#### 11b. ESG Expenditures for Rapid Re-Housing

	Dollar Amount of Expenditures in Program Year		
	2018	2019	2020
Expenditures for Rental Assistance	955,388	1,639,839	1,310,898
Expenditures for Housing Relocation and Stabilization Services - Financial Assistance	275,037	536,096	186,211
Expenditures for Housing Relocation & Stabilization Services - Services	800,932	1,291,320	635,935
Expenditures for Homeless Assistance under Emergency Shelter Grants Program	0	0	0
<b>Subtotal Rapid Re-Housing</b>	<b>2,031,357</b>	<b>3,467,255</b>	<b>2,133,044</b>

Table 26 – ESG Expenditures for Rapid Re-Housing

#### 11c. ESG Expenditures for Emergency Shelter

	Dollar Amount of Expenditures in Program Year		
	2018	2019	2020
Essential Services	1,397,276	2,554,295	1,914,405
Operations	1,567,699	3,314,757	2,061,072
Renovation	0	0	0
Major Rehab	0	0	0
Conversion	0	0	0
<b>Subtotal</b>	<b>2,964,975</b>	<b>5,869,052</b>	<b>3,975,477</b>

Table 27 – ESG Expenditures for Emergency Shelter

### 11d. Other Grant Expenditures

	Dollar Amount of Expenditures in Program Year		
	2018	2019	2020
Street Outreach	668,323	1,140,624	682,945
HMIS	354,829	573,275	321,828
Administration	617,424	976,712	577,139

Table 28 - Other Grant Expenditures

### 11e. Total ESG Grant Funds

Total ESG Funds Expended	2018	2019	2020
	8,511,884	14,227,425	9,194,398

Table 29 - Total ESG Funds Expended

### 11f. Match Source

	2018	2019	2020
Other Non-ESG HUD Funds	893,772	1,528,472	893,506
Other Federal Funds	1,380,438	3,062,179	2,725,031
State Government	821,628	1,396,801	1,060,157
Local Government	598,490	959,035	568,441
Private Funds	3,799,774	5,580,565	3,470,552
Other	1,588,315	3,501,392	3,037,853
Fees	23,832	49,333	48,000
Program Income	3,100	7,000	120
<b>Total Match Amount</b>	<b>9,109,349</b>	<b>16,084,777</b>	<b>11,803,660</b>

Table 30 - Other Funds Expended on Eligible ESG Activities

### 11g. Total

Total Amount of Funds Expended on ESG Activities	2018	2019	2020
	17,621,233	30,312,202	20,998,058

Table 31 - Total Amount of Funds Expended on ESG Activities



## HOME On-Site Inspection Report PY 2020

CMTS	HOME	Development Name	Date of review	Description of Noncompliance	Status of Noncompliance	UPCS Inspection Postpone due to HUD COVID-19 Waiver
156	530717	Eagle Lake Gardens Apts	File review 9/25/2020	Household income above limit upon initial occupancy (705, 906); Owner failed to correctly document tenant's annual income recertification (204, 404); Unit occupied by nonqualified student household (304, 1004)	All corrected	The property is scheduled for a UPCS inspection in October 2021.
544	1001677	Cottonwood Apts	File review 3/21/2021	None	N/A	The property is scheduled for a UPCS inspection in November of 2021
850	1002300	The Oaks of Fairview	File review 2/24/2021	Household income increased above 80% at recertification and owner failed to properly determine rent (1)	All corrected	The property is scheduled for a UPCS inspection in October 2021.
1051	1001684	Stepping Stone and Taylor Square Apts	File review 8/1/2021	Household income above limit upon initial occupancy (10); Owner failed to correctly document tenant's annual income recertification (03, 38, 42)	Corrective action due 11/29/2021	The property is scheduled for a UPCS inspection in November of 2021
1100	532302	Pecan Place	File review 1/28/2021	None	N/A	
1130	1001679	Elmwood Apts	File review 1/25/2021	None	N/A	The property is scheduled for a UPCS inspection in November of 2021
1303	1001590	Northwood Apts	File review 8/18/2021	None	N/A	
1304	1001591	Oakwood Apts	File review 3/3/2021	Noncompliance with utility allowance requirements	All corrected	
1473	536263	Brownwood Apts I	File review 10/14/2020	Noncompliance with utility allowance requirements; Gross rent exceeds the limit (221, 223); Owner failed to correctly document tenant's annual income recertification (223)	Utility allowance corrected; gross rent (221) corrected; annual income recertification corrected; owner referred to the Department's enforcement committee for gross rent (223)	The property is scheduled for a UPCS inspection in September of 2021
1904	538003	Nueces Bend at Two Rivers Place	File review 3/24/2021	None	N/A	
2063	538622	Brownwood Apts II	File review 10/22/2020	Owner failed to correctly document tenant's annual income recertification (423); Gross rent exceeds the limit (124, 314)	Annual income recertification corrected; gross rent (124) corrected; owner referred to the Department's enforcement committee for gross rent (314)	The property is scheduled for a UPCS inspection in September of 2021
2603	539111	Bavarian Manor Apts	File review 5/28/2021	None	N/A	The property is scheduled for a UPCS inspection in December of 2021
2613	530607	Crowley Retirement Village	File review 9/28/2020	None	N/A	The property is scheduled for a UPCS inspection in September of 2021
2615	538610	Denton Affordable Housing Corporation	File review 10/15/2020	Noncompliance with utility allowance requirements; Owner failed to correctly document tenant's annual income recertification (341, 401, 405, 444); Gross rent exceeds the limit (444)	All corrected	The property is scheduled for a UPCS inspection in September of 2021
2619	531105	Garden Terrace Apts	File review 2/25/2021	Household income above limit upon initial occupancy (602); Owner failed to correctly document tenant's annual income recertification (704)	All corrected	The property is scheduled for a UPCS inspection in November of 2021
2623	537602	Hillside Senior Community	File review 5/24/2021	Gross rent exceeds the limit (101, 102, 103, 104, 105, 106, 107, 108, 113, 115, 116, 118, 119, 120, 121, 123, 124)	All corrected	The property is scheduled for a UPCS inspection in December of 2021
2625	533345	Juan Linn Apts	File review 1/4/2021	Household income above limit upon initial occupancy (4, 5)	Income above limit (4) corrected; owner referred to the Department's enforcement committee for income above limit (5)	The property is scheduled for a UPCS inspection in November of 2021
2630	539098	Levelland Multi-family	File review 5/28/2021	None	N/A	The property is scheduled for a UPCS inspection in September of 2021
2636	532305	Freeport Apts	File review 4/21/2021	Noncompliance with utility allowance requirements	All corrected	
2646	535247B	Olton Multifamily Housing	File review 5/3/2021	Noncompliance with utility allowance requirements	All corrected	The property is scheduled for a UPCS inspection in September of 2021
2653	539113	Winey Woods Home Team Affordable Housing, In	File review 3/25/2021	None	N/A	
2659	538625	Prado II Apts	File review 5/20/2021	Gross rent exceeds the limit (201)	All corrected	The property is scheduled for a UPCS inspection in December of 2021
2663	532329	Tomas H. Molina Homes	File review 12/17/2020	Failure to provide units of correct square footage; Owner failed to correctly document tenant's annual income recertification (1); Household income above limit upon initial occupancy (2); Household income increased above 80% at recertification and owner failed to properly determine rent (5)	Owner referred to the Department's enforcement committee	
2665	532306	Adela G. Guerrero Homes.	File review 7/23/2021	None	N/A	The property is scheduled for a UPCS inspection in December of 2021
2671	534284	Crystal Falls Crossing	File review 7/28/2021	Owner failed to correctly document tenant's annual income recertification (115)	Corrective action due 11/28/2021	The property is scheduled for a UPCS inspection in November of 2021
2675	535248	Olton Multifamily Housing	File review 4/27/2021	Owner failed to correctly document tenant's annual income recertification (710 13th, 313 14th)	Annual income recertification (313 14th) corrected; owner referred to the Department's enforcement committee for annual income recertification (710 13th)	
2685	535004	Jourdanton Elderly Housing	File review 4/30/2021	Noncompliance with utility allowance requirements	All corrected	
2702	535259	West Gate Apts	File review 5/7/2021	Noncompliance with utility allowance requirements; Owner failed to correctly document tenant's annual income recertification (2108, 2109); Gross rent exceeds the limit (2109, 2116)	Corrective action deadline extended to 11/21/2021	
2704	533027	Mountain View Apts	File review 1/21/2021	Owner failed to correctly document tenant's annual income recertification (Unit E)	All corrected	The property is scheduled for a UPCS inspection in November of 2021
2707	532340	North Athens Homes	File review 10/27/2020	Household income above limit upon initial occupancy (801)	All corrected	The property is scheduled for a UPCS inspection in October 2021.
2720	538089	Spring Garden Apts II	File review 10/22/2020	Household income above limit upon initial occupancy (121)	All corrected	
2721	530617	Spring Garden Apts III	File review 9/30/2020	Owner failed to correctly document tenant's annual income recertification (108, 120)	All corrected	
2732	537603	West Avenue Apts	File review 10/16/2020	None	N/A	The property is scheduled for a UPCS inspection in December of 2021
2733	536288	Whitney Retirement Village	File review 2/9/2021	Owner failed to correctly document tenant's annual income recertification (211, 311)	All corrected	The property is scheduled for a UPCS inspection in November of 2021
3200	530687	Alamo Plaza Apts	File review 10/13/2020	Noncompliance with utility allowance requirements; Owner failed to correctly document tenant's annual income recertification (3)	All corrected	The property is scheduled for a UPCS inspection in November of 2021
3326	538263	Santa Lucia Housing	File review 9/21/2020	Owner failed to correctly document tenant's annual income recertification (112, 128)	All corrected	The property is scheduled for a UPCS inspection in December of 2021
3371	1001639	Village of Kaufman	File review 9/28/2020	Owner failed to correctly document tenant's annual income recertification (423)	All corrected	The property is scheduled for a UPCS inspection in September of 2021
3390	542069	Pecan Creek Apts	File review 2/9/2021	Owner failed to correctly document tenant's annual income recertification (214, 313, 323, 518)	Annual income recertification (214, 518) corrected; owner referred to the Department's enforcement committee for annual income recertification (313, 323)	The property is scheduled for a UPCS inspection in November of 2021
4001	530200	Dale Meadows	File review 3/22/2021	Failure to allow monitoring; household income above limit upon initial occupancy (108, 307); owner failed to correctly document tenant's annual income recertification (200, 201, 307); noncompliance with utility allowance requirements	Failure to allow monitoring corrected; corrective action deadline 12/22/2021 for all other findings	The property is scheduled for a UPCS inspection in November of 2021
4002	530201	Villa De Reposo - Encinal	File review 5/28/2021	Noncompliance with utility allowance requirements; Household income above limit upon initial occupancy (202, 500, 600, 602, 700)	Utility allowance corrected; corrective action deadline extended to 10/3/2021 for all other findings	The property is scheduled for a UPCS inspection in December of 2021

HOME On-Site Inspection Report PY 2020

4087	539117	NCDO II-Home Program	File review 9/27/2020	Owner failed to correctly document tenant's annual income recertification (114)	All corrected	
4216	531114	Tender Loving Care Scattered Sites Rental	File review 4/28/2021	Noncompliance with utility allowance requirements	All corrected	The property is scheduled for a UPCS inspection in October of 2021
4222	1000639	Cypress Creek at River Bend	File review 9/15/2020	None	N/A	The property is scheduled for a UPCS inspection in November of 2021
4274	1000415	Spring Garden V	File review 10/14/2020	Owner failed to correctly document tenant's annual income recertification (1005E)	All corrected	The property is scheduled for a UPCS inspection in September of 2021

HOME On-Site Inspection Report PY 2020

4307	1000370	Bridgeport IV	File review 10/22/2020	None	N/A	
4312	1000417	Spring Terrace - Austin	File review 2/16/2021	None	N/A	
4314	1000586	Floresville Square Apts	File review 9/28/2020	None	N/A	The property is scheduled for a UPCS inspection in December of 2021
4318	535094	East Elmira at Park Avenue	File review 5/14/2021	Noncompliance with utility allowance requirements; Gross rent exceeds the limit (2, 3); Household income above limit upon initial occupancy (3)	Utility allowance corrected; household above limit corrected; corrective action deadline for gross rents (2, 3) extended to 10/2/2021	The property is scheduled for a UPCS inspection in December of 2021
4394	1000646	Victoria Place Phase II	File review 9/25/2020	None	N/A	The property is scheduled for a UPCS inspection in October of 2021
4402	1000652	Skyline Terrace	File review 2/25/2021	Owner failed to correctly document tenant's annual income recertification (513)	All corrected	
4471	1001139	Holland House Apts	File review 3/1/2021	Noncompliance with utility allowance requirements; Household income above limit upon initial occupancy (227); Owner failed to correctly document tenant's annual income recertification (122)	All corrected	The property is scheduled for a UPCS inspection in November of 2021
4498	1001138	Hyatt Manor Apts	File review 10/30/2020	None	N/A	The property is scheduled for a UPCS inspection in November of 2021
4546	1001000	Brookhollow Manor	File review 2/9/2021	Noncompliance with utility allowance requirements	All corrected	
4548	1001002	Quail Run Apts	File review 10/8/2020	Owner failed to correctly document tenant's annual income recertification (32)	All corrected	The property is scheduled for a UPCS inspection in September of 2021
4549	1001003	Chisum Trail Apts	File review 5/19/2021	Household income above limit upon initial occupancy (04, 31)	Corrective action due 10/19/2021	The property is scheduled for a UPCS inspection in September of 2021
4550	1001004	Whispering Oaks Apts	File review 7/29/2021	None	N/A	The property is scheduled for a UPCS inspection in November of 2021
4551	1001005	Prairie Village Apts	File review 1/29/2021	None	N/A	The property is scheduled for a UPCS inspection in November of 2021
4555	1001007	The Mirabella	File review 2/24/2021	None	N/A	The property is scheduled for a UPCS inspection in December of 2021
4690	1001141	Oakwood Apts	File review 10/15/2020	None	N/A	
4699	1001236	Magnolia Plaza	File review 4/26/2021	None	N/A	The property is scheduled for a UPCS inspection in November of 2021
4707	1001250	Evergreen at Richardson	File review 1/14/2021	None	N/A	The property is scheduled for a UPCS inspection in September of 2021
4724	1001242	Artisan at Port Isabel	File review 11/18/2020	Noncompliance with utility allowance requirements; Household income above limit upon initial occupancy (3102); Owner failed to correctly document tenant's annual income recertification (9101, 10102)	All corrected	The property is scheduled for a UPCS inspection in December of 2021
4763	1001235	Red Oak Apts	File review 9/15/2020	Noncompliance with utility allowance requirements	All corrected	
4780	1001506	Pioneer Crossing for Seniors Burkburnett	File review 10/29/2020	None	N/A	The property is scheduled for a UPCS inspection in September of 2021
4802	1001494	Amber Stone Apts	File review 12/17/2020	Gross rent exceeds the limit (1106, 2109)	All corrected	The property is scheduled for a UPCS inspection in November of 2021
4803	1001492	The Overlook at Plum Creek	File review 6/7/2021	Noncompliance with utility allowance requirements; Owner failed to correctly document tenant's annual income recertification (7206, 7210)	Corrective action due 11/18/2021	The property is scheduled for a UPCS inspection in November of 2021
4804	1001538	The Terrace at MidTowne	File review 9/17/2020	None	N/A	The property is scheduled for a UPCS inspection in September of 2021
4830	1001541	Villas of Giddings	File review 3/3/2021	None	N/A	The property is scheduled for a UPCS inspection in November of 2021
4832	1001668	Heartland Village Apts	File review 4/19/2021	Noncompliance with utility allowance requirements; Gross rent exceeds the limit (228, 528)	Utility allowance corrected; corrective action for gross rent findings due 12/8/2021	The property is scheduled for a UPCS inspection in October of 2021
4835	1001672	The Reserves at High Plains	File review 4/28/2021	Owner failed to correctly document tenant's annual income recertification (3-328)	Corrective action due 10/11/2021	The property is scheduled for a UPCS inspection in September of 2021
4837	1001673	Saddlebrook Apts	File review 11/23/2020	Household income above limit upon initial occupancy (1-101, 4-410)	All corrected	The property is scheduled for a UPCS inspection in September of 2021
4838	1001670	San Gabriel Apts	File review 10/5/2020	None	N/A	The property is scheduled for a UPCS inspection in October of 2021
4839	1001674	Inez Tims	File review 4/15/2021	None	N/A	The property is scheduled for a UPCS inspection in October of 2021
4841	1001687	Villa Brazos	File review 3/26/2021	None	N/A	The property is scheduled for a UPCS inspection in October of 2021
4842	1001671	Royal Gardens Mineral Wells	File review 3/25/2021	None	N/A	The property is scheduled for a UPCS inspection in September of 2021
4843	1001675	Villas on Independence	File review 11/3/2020	Owner failed to correctly document tenant's annual income recertification (128); Gross rent exceeds the limit (524)	All corrected	The property is scheduled for a UPCS inspection in November of 2021
4844	1001680	Parkview Place	File review 5/5/2021	None	N/A	
4845	1001682	Hacienda del Sol Apts	File review 7/23/2021	Household income increased above 80% at recertification and owner failed to properly determine rent (5101, 8102)	Corrective action due 11/22/2021	The property is scheduled for a UPCS inspection in December of 2021
4846	1001669	Merritt Legacy	File review 6/25/2021	None	N/A	The property is scheduled for a UPCS inspection in November of 2021
4847	1001676	Sunrise Terrace	File review 8/12/2021	Failure to provide units of correct square footage	Corrective action due 11/22/2021	
4848	1001681	Paseo Pointe	File review 8/12/2021	Owner failed to correctly document tenant's annual income recertification (7205); Gross rent exceeds the limit (12104)	Corrective action due 11/21/2021	The property is scheduled for a UPCS inspection in December of 2021
4849	1001686	Highland Villas	File review 6/8/2021	None	N/A	
4861	1001714	Villas of Brownwood II	File review 10/27/2020	None	N/A	
4882	1001750	Stonebridge of Kelsey Park	File review 3/24/2021	None	N/A	The property is scheduled for a UPCS inspection in September of 2021
4885	1001759	The Residences of Solms Village	File review 3/8/2021	Noncompliance with utility allowance requirements	All corrected	The property is scheduled for a UPCS inspection in December of 2021
4887	1001828	Sienna Pointe	File review 4/12/2021	Owner failed to correctly document tenant's annual income recertification (04-436)	All corrected	The property is scheduled for a UPCS inspection in November of 2021
4890	1001799	Creek View Apts III	File review 1/29/2021	None	N/A	
4922	1001715	Chandler Place Apts	File review 7/29/2021	None	N/A	The property is scheduled for a UPCS inspection in November of 2021
4976	1002124	Majors Place Apts	File review 10/23/2020	Failure to allow monitoring; Gross rent exceeds the limit (1304, 3206, 4301, 7104, 8206, 8303, 8305); Owner failed to correctly document tenant's annual income recertification (4301, 7104, 8303); Noncompliance with utility allowance requirements	Failure to allow monitoring corrected; corrective action deadline 10/1/2021 for all other findings	The property is scheduled for a UPCS inspection in September of 2021
4994	1002198	Riverside Park	File review 11/4/2020	None	N/A	
5026	1002197	The Reserves at Brookside	File review 10/21/2020	Household income increased above 80% at recertification and owner failed to properly determine rent (A303)	All corrected	
5045	1002204	Cypress Creek at Parker Creek North	File review 12/1/2020	Household income above limit upon initial occupancy (526, 1023); Owner failed to correctly document tenant's annual income recertification (516, 711, 1016, 1023)	All corrected	The property is scheduled for a UPCS inspection in September of 2021
5046	1002231	Waters at Sunrise	File review 9/9/2020	Failure to provide units of correct square footage; Household income above limit upon initial occupancy (6104, 10101)	All corrected	The property is scheduled for a UPCS inspection in November of 2021
5083	1002296	Evergreen at Rowlett Senior	File review 4/2/2021	None	N/A	
5086	1002298	Merritt Hill Country	File review 6/28/2021	None	N/A	
5087	1002299	The Oaks of Westview	File review 1/25/2021	Noncompliance with utility allowance requirements	All corrected	The property is scheduled for a UPCS inspection in October of 2021
5088	1002301	Fairview Cottages	File review 1/28/2021	Failure to provide units of correct square footage	All corrected	The property is scheduled for a UPCS inspection in October of 2021
5089	1002302	Palladium Van Alstyne Senior Living	File review 6/30/2021	Owner failed to correctly document tenant's annual income recertification (1218)	Corrective action due 10/31/2021	The property is scheduled for a UPCS inspection in September of 2021

HOME On-Site Inspection Report PY 2020

5090	1002303	Reserves at Preston Trails	File review 5/13/2021	Owner failed to correctly document tenant's annual income recertification (209, 707, 801)	All corrected	The property is scheduled for a UPCS inspection in November of 2021
5091	1002304	The Glades of Gregory-Portland	File review 6/28/2021	None	N/A	The property is scheduled for a UPCS inspection in November of 2021
5161	1002507	Merritt Heritage	File review 4/28/2021	None	N/A	
5251	1002613	Merritt Monument	File review 1/14/2021	None	N/A	
5287	1002748	Poesta Creek Apts	File review 11/10/2020	Failure to provide units of correct square footage; Gross rent exceeds the limit (1301)	All corrected	The property is scheduled for a UPCS inspection in September of 2021
5359	1002838	The Residences at Canyon Lake	File review 8/5/2021	None	N/A	The property is scheduled for a UPCS inspection in December of 2021
5360	1002837	Farmhouse Row	File review 3/12/2021	None	N/A	The property is scheduled for a UPCS inspection in December of 2021
5361	1002841	Las Casitas de Azucar	File review 7/6/2021	Owner failed to correctly document tenant's annual income recertification (1, 5, 6, 10); Gross rent exceeds the limit (1); Household income above limit upon initial occupancy (37)	Corrective action due 10/10/2021	The property is scheduled for a UPCS inspection in September of 2021
5362	1002836	Clyde Ranch	review 4/30/2021; UPCS 11/10/2021	Unit occupied by nonqualified student household (117); None	All corrected	
5377	1002860	Cannon Courts	File review 2/26/2021	None	N/A	The property is scheduled for a UPCS inspection in September of 2021
5378	1002861	Harvest Park Apts	review 8/4/2021; UPCS 3/3/2021	None; UPCS violations	N/A; corrected	
5407	1002875	Highlander Senior Village	File review 7/8/2021	Failure to review rents annually	Corrective action due 10/7/2021	The property is scheduled for a UPCS inspection in December of 2021
5482	1002925	Hertiage Estates at Huntsville	UPCS 8/30/2021	None	N/A	



## CAPER Aggregator

Uses data only from CAPER's submitted to HUD. Aggregates data from multiple CAPER's by selected criteria (project type and/or specific question).

If you attempt to pull an entire CAPER, especially aggregating over many ESGs, you may have to wait several minutes for the result. If you receive a server error after waiting several minutes, you should reduce the number of questions and try again.

**🔔 Data entered in Sage today will be added to the Aggregator overnight.**

"Year" means the year of the start date for the submission.

### Report criteria

Year    
 Recipient - ESG Grant (1 selected) Search this list:  Selected: ESG: Texas Nonentitlement - TX

*TIP: Hold down the CTRL key on the keyboard and click with the mouse in order to select more than one Recipient - ESG Grant.*

**CAPER Project Type**  
*TIP: Hold down the CTRL key on the keyboard and click with the mouse in order to select more than one choice.*

- (all)
- Day Shelter
- Emergency Shelter
- Homelessness Prevention
- PH - Rapid Re-Housing
- Street Outreach
- Transitional Housing
- archived -
- Coordinated Assessment Services Only

### Grant List

Jurisdiction	Type	Start Date	End Date
ESG: Texas Nonentitlement - TX	CAPER	9/1/2020	8/31/2021

### Q05a: Report Validations Table

Total Number of Persons Served	25852
Number of Adults (Age 18 or Over)	18604
Number of Children (Under Age 18)	7227
Number of Persons with Unknown Age	22
Number of Leavers	18435
Number of Adult Leavers	13545
Number of Adult and Head of Household Leavers	14007
Number of Stayers	7425
Number of Adult Stayers	5062
Number of Veterans	992
Number of Chronically Homeless Persons	3452
Number of Youth Under Age 25	2854
Number of Parenting Youth Under Age 25 with Children	698
Number of Adult Heads of Household	16860
Number of Child and Unknown-Age Heads of Household	616
Heads of Households and Adult Stayers in the Project 365 Days or More	893

**Q06a: Data Quality: Personally Identifying Information (PII)**

	Client Doesn't Know/Refused	Information Missing	Data Issues	Total	% of Error Rate
Name	1	6	3	6080	0.04 %
Social Security Number	4852	2043	933	12772	30.28 %
Date of Birth	7	32	16	6126	0.21 %
Race	27	54	0	6151	0.31 %
Ethnicity	19	52	0	6141	0.27 %
Gender	2	610	0	6682	2.37 %
Overall Score				8549	33.07 %

**Q06b: Data Quality: Universal Data Elements**

	Error Count	% of Error Rate
Veteran Status	139	0.75 %
Project Start Date	29	0.11 %
Relationship to Head of Household	1671	6.46 %
Client Location	915	5.24 %
Disabling Condition	453	1.75 %

**Q06c: Data Quality: Income and Housing Data Quality**

	Error Count	% of Error Rate
Destination	2584	14.02 %
Income and Sources at Start	1560	8.93 %
Income and Sources at Annual Assessment	407	45.58 %
Income and Sources at Exit	1546	11.04 %

**Q06d: Data Quality: Chronic Homelessness**

	Count of Total Records	Missing Time in Institution	Missing Time in Housing	Approximate Date Started DK/R/missing	Number of Times DK/R/missing	Number of Months DK/R/missing	% of Records Unable to Calculate
ES, SH, Street Outreach	15229	0	0	1310	1390	1416	0.10
TH	38	12	38	20	14	14	0.32
PH (All)	524	0	24	42	28	30	0.14
Total	15850	0	0	0	0	0	0.10

**Q06e: Data Quality: Timeliness**

	Number of Project Start Records	Number of Project Exit Records
0 days	12812	9707
1-3 Days	4852	4093
4-6 Days	973	798
7-10 Days	494	397
11+ Days	1309	1909

**Q06f: Data Quality: Inactive Records: Street Outreach & Emergency Shelter**

	# of Records	# of Inactive Records	% of Inactive Records
Contact (Adults and Heads of Household in Street Outreach or ES - NBN)	1530	1307	85.42 %
Bed Night (All Clients in ES - NBN)	1241	1044	84.13 %

**Q07a: Number of Persons Served**

	Total	Without Children	With Children and Adults	With Only Children	Unknown Household Type
Adults	19340	15506	3827	1	4
Children	7240	3	6705	504	28
Client Doesn't Know/ Client Refused	9	0	2	0	7
Data Not Collected	58	25	12	2	19
<b>Total</b>	<b>26603</b>	<b>15510</b>	<b>10533</b>	<b>505</b>	<b>53</b>
For PSH & RRH – the total persons served who moved into housing	714	184	528	2	0

**Q08a: Households Served**

	Total	Without Children	With Children and Adults	With Only Children	Unknown Household Type
Total Households	18216	14369	3417	411	16
For PSH & RRH – the total households served who moved into housing	333	175	158	0	0

**Q08b: Point-in-Time Count of Households on the Last Wednesday**

	Total	Without Children	With Children and Adults	With Only Children	Unknown Household Type
January	2631	1912	682	34	2
April	2967	2208	729	29	0
July	3675	2815	830	28	0
October	2300	1701	566	29	3

**Q09a: Number of Persons Contacted**

	All Persons Contacted	First contact – NOT staying on the Streets, ES, or SH	First contact – WAS staying on Streets, ES, or SH	First contact – Worker unable to determine
Once	1761	137	1440	181
2-5 Times	1834	78	1746	16
6-9 Times	171	1	162	9
10+ Times	5	2	4	0
<b>Total Persons Contacted</b>	<b>3447</b>	<b>218</b>	<b>3046</b>	<b>188</b>

**Q09b: Number of Persons Engaged**

	All Persons Contacted	First contact – NOT staying on the Streets, ES, or SH	First contact – WAS staying on Streets, ES, or SH	First contact – Worker unable to determine
Once	1451	97	1163	189
2-5 Contacts	1476	34	1437	5
6-9 Contacts	1	0	1	0
10+ Contacts	1	0	1	0
<b>Total Persons Engaged</b>	<b>2929</b>	<b>131</b>	<b>2315</b>	<b>194</b>
Rate of Engagement	11	4	10	6

**Q10a: Gender of Adults**

	Total	Without Children	With Children and Adults	Unknown Household Type
Male	8928	8403	523	2
Female	9871	6717	3149	3
No Single Gender	21	21	0	0
Questioning	0	0	0	0
Transgender	67	67	0	0
Client Doesn't Know/Client Refused	2	2	0	0
Data Not Collected	155	154	1	0
<b>Total</b>	<b>19341</b>	<b>15507</b>	<b>3827</b>	<b>5</b>
Trans Female (MTF or Male to Female) ☾	-	-	-	-
Trans Male (FTM or Female to Male) ☽	-	-	-	-

**Q10b: Gender of Children**

	Total	With Children and Adults	With Only Children	Unknown Household Type
Male	3498	2193	1287	18
Female	3424	2086	1327	11
No Single Gender	1	0	1	0
Questioning	0	0	0	0
Transgender	11	0	11	0
Client Doesn't Know/Client Refused	0	0	0	0
Data Not Collected	5	5	0	0
Total	7240	4570	2641	29
Trans Female (MTF or Male to Female)	-	-	-	-
Trans Male (FTM or Female to Male)	-	-	-	-

**Q10c: Gender of Persons Missing Age Information**

	Total	Without Children	With Children and Adults	With Only Children	Unknown Household Type
Male	6	0	0	0	6
Female	9	0	1	0	8
No Single Gender	0	0	0	0	0
Questioning	0	0	0	0	0
Transgender	0	0	0	0	0
Client Doesn't Know/Client Refused	0	0	0	0	0
Data Not Collected	7	0	0	0	7
Total	23	0	2	0	21
Trans Female (MTF or Male to Female) ☺	-	-	-	-	-
Trans Male (FTM or Female to Male) ☺	-	-	-	-	-

**Q10d: Gender by Age Ranges**

	Total	Under Age 18	Age 18-24	Age 25-61	Age 62 and over	Client Doesn't Know/ Client Refused	Data Not Collected
Male	12443	3502	1277	6678	956	1	29
Female	13341	3442	1537	7860	476	6	20
No Single Gender	22	1	17	4	0	0	0
Questioning	2	0		2	0	0	0
Transgender	76	11	27	38	0	0	0
Client Doesn't Know/Client Refused	2	0	1	1	0	0	0
Data Not Collected	167	4	2	129	22	0	10
Total	26603	7261	2900	14963	1461	8	59
Trans Female (MTF or Male to Female) ☺	-	-	-	-	-	-	-
Trans Male (FTM or Female to Male) ☺	-	-	-	-	-	-	-

**Q11: Age**

	Total	Without Children	With Children and Adults	With Only Children	Unknown Household Type
Under 5	2787	0	2708	67	12
5 - 12	3105	2	2972	124	7
13 - 17	1335	3	1019	311	2
18 - 24	2900	2167	732	1	0
25 - 34	4751	2994	1754	0	3
35 - 44	4343	3323	1019	0	0
45 - 54	3516	3258	256	0	1
55 - 61	2335	2292	43	0	0
62+	1464	1447	17	0	0
Client Doesn't Know/Client Refused	9	0	2	0	7
Data Not Collected	59	24	12	2	21
Total	26603	15510	10533	505	53



**Q12a: Race**

	Total	Without Children	With Children and Adults	With Only Children	Unknown Household Type
White	15126	9624	5206	284	13
Black, African American, or African	8467	4902	3338	197	30
Asian or Asian American	1334	292	1041	1	0
American Indian, Alaska Native, or Indigenous	154	117	36	1	0
Native Hawaiian or Pacific Islander	578	190	387	1	0
Multiple Races	606	281	307	17	1
Client Doesn't Know/Client Refused	332	83	245	3	1
Data Not Collected	55	22	24	1	8
<b>Total</b>	<b>26603</b>	<b>15509</b>	<b>10537</b>	<b>505</b>	<b>53</b>

**Q12b: Ethnicity**

	Total	Without Children	With Children and Adults	With Only Children	Unknown Household Type
Non-Hispanic/Non-Latin(a)(o)(x)	16441	10302	5807	294	36
Hispanic/Latin(a)(o)(x)	10045	5150	4679	207	9
Client Doesn't Know/Client Refused	35	18	15	1	1
Data Not Collected	82	48	23	3	8
<b>Total</b>	<b>26603</b>	<b>15518</b>	<b>10524</b>	<b>505</b>	<b>54</b>

**Q13a1: Physical and Mental Health Conditions at Entry**

	Total Persons	Without Children	Adults in HH with Children & Adults	Children in HH with Children & Adults	With Children and Adults ☺	With Only Children	Unknown Household Type
Mental Health Disorder	6312	5408	568	233		60	5
Alcohol Use Disorder	959	920	26	8		2	0
Drug Use Disorder	1522	1424	72	5		12	0
Both Alcohol Use and Drug Use Disorders	990	954	16	1		8	0
Chronic Health Condition	4244	3722	308	180		17	1
HIV/AIDS	236	218	11	4		0	1
Developmental Disability	1169	855	104	193		9	1
Physical Disability	3488	3160	227	89		1	3

☺ The "With Children and Adults" column is retired as of 10/1/2019 and replaced with the columns "Adults in HH with Children & Adults" and "Children in HH with Children & Adults".

**Q13b1: Physical and Mental Health Conditions at Exit**

	Total Persons	Without Children	Adults in HH with Children & Adults	Children in HH with Children & Adults	With Children and Adults ☺	With Only Children	Unknown Household Type
Mental Health Disorder	4341	3860	339	91		48	3
Alcohol Use Disorder	587	572	11	2		2	0
Drug Use Disorder	1030	963	58	1		7	1
Both Alcohol Use and Drug Use Disorders	777	755	15	0		7	0
Chronic Health Condition	2746	2531	127	74		13	1
HIV/AIDS	167	159	7	1		0	0
Developmental Disability	708	579	47	74		8	0
Physical Disability	2181	2051	100	28		1	1

☺ The "With Children and Adults" column is retired as of 10/1/2019 and replaced with the columns "Adults in HH with Children & Adults" and "Children in HH with Children & Adults".

**Q13c1: Physical and Mental Health Conditions for Stayers**

	Total Persons	Without Children	Adults in HH with Children & Adults	Children in HH with Children & Adults	With Children and Adults ☹	With Only Children	Unknown Household Type
Mental Health Disorder	1370	1116	164	83		7	0
Alcohol Use Disorder	343	317	19	7		0	0
Drug Use Disorder	345	321	21	0		3	0
Both Alcohol Use and Drug Use Disorders	220	212	6	1		1	0
Chronic Health Condition	1062	847	135	77		3	0
HIV/AIDS	42	38	3	1		0	0
Developmental Disability	342	227	35	77		1	2
Physical Disability	873	757	83	33		0	0

☹ The "With Children and Adults" column is retired as of 10/1/2019 and replaced with the columns "Adults in HH with Children & Adults" and "Children in HH with Children & Adults".


**Q14a: Domestic Violence History**


	Total	Without Children	With Children and Adults	With Only Children	Unknown Household Type
Yes	6207	3791	2346	63	4
No	12282	10653	1543	76	10
Client Doesn't Know/Client Refused	46	43	2	1	0
Data Not Collected	1434	1020	140	271	3
Total	19969	15507	4031	411	17

**Q14b: Persons Fleeing Domestic Violence**

	Total	Without Children	With Children and Adults	With Only Children	Unknown Household Type
Yes	4094	2197	1848	45	1
No	1498	1227	254	16	1
Client Doesn't Know/Client Refused	23	20	2	1	0
Data Not Collected	84	74	8	1	1
Total	5697	3518	2112	63	3

## Q15: Living Situation

	Total	Without Children	With Children and Adults	With Only Children	Unknown Household Type
Emergency shelter, including hotel or motel paid for with emergency shelter voucher	2593	1979	580	33	0
Transitional housing for homeless persons (including homeless youth)	137	122	15	0	0
Place not meant for habitation	6125	5864	216	37	8
Safe Haven	98	69	29	0	0
Host Home (non-crisis)	8	8	0	0	0
Interim Housing 	-	-	-	-	-
<b>Subtotal</b>	<b>8952</b>	<b>8039</b>	<b>833</b>	<b>70</b>	<b>8</b>
Psychiatric hospital or other psychiatric facility	223	203	1	19	0
Substance abuse treatment facility or detox center	201	191	9	1	0
Hospital or other residential non-psychiatric medical facility	378	366	4	8	0
Jail, prison or juvenile detention facility	1892	1497	383	12	0
Foster care home or foster care group home	132	11	0	121	0
Long-term care facility or nursing home	17	15	2	0	0
Residential project or halfway house with no homeless criteria	16	12	3	1	0
<b>Subtotal</b>	<b>2867</b>	<b>2297</b>	<b>408</b>	<b>162</b>	<b>0</b>
Permanent housing (other than RRH) for formerly homeless persons	10	9	1	0	0
Owned by client, no ongoing housing subsidy	171	81	89	1	0
Owned by client, with ongoing housing subsidy	13	11	2	0	0
Rental by client, with RRH or equivalent subsidy	16	6	10	0	0
Rental by client, with HCV voucher (tenant or project based)	11	7	4	0	0
Rental by client in a public housing unit	32	24	7	0	1
Rental by client, no ongoing housing subsidy	1738	796	933	9	0
Rental by client, with VASH subsidy	5	4	1	0	0
Rental by client with GPD TIP subsidy	2	2	0	0	0
Rental by client, with other housing subsidy	117	51	65	0	1
Hotel or motel paid for without emergency shelter voucher	873	605	262	6	0
Staying or living in a friend's room, apartment or house	1361	1052	276	30	2
Staying or living in a family member's room, apartment or house	1540	887	555	96	1
Client Doesn't Know/Client Refused	40	30	10	0	0
Data Not Collected	2214	1602	572	36	4
<b>Subtotal</b>	<b>7408</b>	<b>4775</b>	<b>2444</b>	<b>178</b>	<b>9</b>
<b>Total</b>	<b>19969</b>	<b>15507</b>	<b>4030</b>	<b>411</b>	<b>17</b>

 Interim housing is retired as of 10/1/2019.

## Q16: Cash Income - Ranges

	Income at Start	Income at Latest Annual Assessment for Stayers	Income at Exit for Leavers
No income	11777	307	7969
\$1 - \$150	174	0	166
\$151 - \$250	165	0	109
\$251 - \$500	570	0	387
\$501 - \$1000	3080	5	2159
\$1,001 - \$1,500	990	5	779
\$1,501 - \$2,000	546	2	505
\$2,001+	499	2	419
Client Doesn't Know/Client Refused	82	0	37
Data Not Collected	1446	233	1625
Number of Adult Stayers Not Yet Required to Have an Annual Assessment	0	4269	0
Number of Adult Stayers Without Required Annual Assessment	0	688	0
<b>Total Adults</b>	<b>19333</b>	<b>5074</b>	<b>14161</b>

**Q17: Cash Income - Sources**

	Income at Start	Income at Latest Annual Assessment for Stayers	Income at Exit for Leavers
Earned Income	1938	13	1781
Unemployment Insurance	323	5	245
SSI	1772	4	1225
SSDI	1457	2	1074
VA Service-Connected Disability Compensation	173	0	127
VA Non-Service Connected Disability Pension	44	0	39
Private Disability Insurance	13	0	12
Worker's Compensation	8	0	8
TANF or Equivalent	126	0	89
General Assistance	9	0	8
Retirement (Social Security)	139	0	111
Pension from Former Job	38	0	31
Child Support	335	2	191
Alimony (Spousal Support)	24	0	17
Other Source	211	2	204
Adults with Income Information at Start and Annual Assessment/Exit	0	215	10085

**Q19b: Disabling Conditions and Income for Adults at Exit**

	AO: Adult with Disabling Condition	AO: Adult without Disabling Condition	AO: Total Adults	AO: % with Disabling Condition by Source	AC: Adult with Disabling Condition	AC: Adult without Disabling Condition	AC: Total Adults	AC: % with Disabling Condition by Source	UK: Adult with Disabling Condition	UK: Adult without Disabling Condition	UK: Total Adults	UK: % with Disabling Condition by Source
Earned Income	420	673	1112	0.24	71	345	435	0.11	0	1	1	0.00
Supplemental Security Income (SSI)	728	301	1027	0.48	60	39	99	0.46	0	0	0	--
Social Security Disability Insurance (SSDI)	742	163	905	0.68	35	27	62	0.53	0	0	0	--
VA Service-Connected Disability Compensation	83	37	120	0.51	4	1	5	0.80	0	0	0	--
Private Disability Insurance	9	1	10	0.90	0	1	1	0.00	0	0	0	--
Worker's Compensation	5	0	5	1.00	0	2	2	0.00	0	0	0	--
Temporary Assistance for Needy Families (TANF)	10	6	16	0.53	13	38	51	0.10	0	0	0	--
Retirement Income from Social Security	74	31	106	0.61	2	1	3	0.67	0	0	0	--
Pension or retirement income from a former job	18	11	29	0.62	0	1	1	0.00	0	0	0	--
Child Support	28	22	50	0.46	44	100	144	0.19	0	0	0	--
Other source	124	103	227	0.42	28	85	113	0.13	0	0	0	--
No Sources	2471	3597	6063	0.23	212	1098	1299	0.10	0	1	1	0.00
Unduplicated Total Adults	4448	4864	9305	0.00	407	1656	2051	0.00	0	2	2	--

**Q20a: Type of Non-Cash Benefit Sources**

	Benefit at Start	Benefit at Latest Annual Assessment for Stayers	Benefit at Exit for Leavers
Supplemental Nutritional Assistance Program	4802	22	3389
WIC	234	6	243
TANF Child Care Services	39	1	38
TANF Transportation Services	28	0	20
Other TANF-Funded Services	62	0	77
Other Source	111	1	146

**Q21: Health Insurance**

	At Start	At Annual Assessment for Stayers	At Exit for Leavers
Medicaid	6806	23	4261
Medicare	1481	2	898
State Children's Health Insurance Program	189	3	94
VA Medical Services	381	0	317
Employer Provided Health Insurance	194	1	104
Health Insurance Through COBRA	6	0	6
Private Pay Health Insurance	305	1	175
State Health Insurance for Adults	241	1	149
Indian Health Services Program	9	0	6
Other	264	3	166
No Health Insurance	13487	435	10039
Client Doesn't Know/Client Refused	114	3	67
Data Not Collected	824	327	1580
Number of Stayers Not Yet Required to Have an Annual Assessment	0	6120	0
1 Source of Health Insurance	8073	32	4771
More than 1 Source of Health Insurance	899	1	570

**Q22a2: Length of Participation – ESG Projects**

	Total	Leavers	Stayers
0 to 7 days	7756	7429	327
8 to 14 days	1913	1563	350
15 to 21 days	1346	1079	267
22 to 30 days	1315	983	332
31 to 60 days	3364	2494	870
61 to 90 days	2449	1708	741
91 to 180 days	3418	2037	1381
181 to 365 days	2949	1347	1602
366 to 730 days (1-2 Yrs)	1680	388	1292
731 to 1,095 days (2-3 Yrs)	284	51	233
1,096 to 1,460 days (3-4 Yrs)	65	5	60
1,461 to 1,825 days (4-5 Yrs)	31	5	26
More than 1,825 days (> 5 Yrs)	33	2	31
Data Not Collected	0	0	0
Total	26603	19091	7512

**Q22c: Length of Time between Project Start Date and Housing Move-in Date (post 10/1/2018)**

	Total	Without Children	With Children and Adults	With Only Children	Unknown Household Type
7 days or less	295	71	224	0	0
8 to 14 days	28	8	20	0	0
15 to 21 days	33	8	25	0	0
22 to 30 days	45	13	32	0	0
31 to 60 days	76	14	62	0	0
61 to 180 days	53	9	44	0	0
181 to 365 days	7	2	5	0	0
366 to 730 days (1-2 Yrs)	2	0	2	0	0
Total (persons moved into housing)	539	125	414	0	0
Average length of time to housing	23.35	22.34	23.65	--	--
Persons who were exited without move-in	118	49	68	1	0
Total persons	657	174	482	1	0

**Q22c: RRH Length of Time between Project Start Date and Housing Move-in Date (pre 10/1/2018)**

	Total	Without Children	With Children and Adults	With Only Children	Unknown Household Type
7 days or less	-	-	-	-	-
8 to 14 days	-	-	-	-	-
15 to 21 days	-	-	-	-	-
22 to 30 days	-	-	-	-	-
31 to 60 days	-	-	-	-	-
61 to 180 days	-	-	-	-	-
181 to 365 days	-	-	-	-	-
366 to 730 days (1-2 Yrs)	-	-	-	-	-
Total (persons moved into housing)	-	-	-	-	-
Average length of time to housing	-	-	-	-	-
Persons who were exited without move-in	-	-	-	-	-
Total persons	-	-	-	-	-

**Q22d: Length of Participation by Household Type**

	Total	Without Children	With Children and Adults	With Only Children	Unknown Household Type
7 days or less	7758	5416	2208	128	6
8 to 14 days	1917	1173	684	59	1
15 to 21 days	1349	744	546	55	4
22 to 30 days	1318	759	513	46	0
31 to 60 days	3372	1894	1409	68	1
61 to 90 days	2536	1220	1263	46	7
91 to 180 days	3381	1877	1460	42	2
181 to 365 days	2913	1374	1508	23	8
366 to 730 days (1-2 Yrs)	1680	838	794	29	16
731 to 1,095 days (2-3 Yrs)	284	137	132	7	8
1,096 to 1,460 days (3-4 Yrs)	65	44	21	0	0
1,461 to 1,825 days (4-5 Yrs)	31	18	13	0	0
More than 1,825 days (> 5 Yrs)	33	23	8	2	0
Data Not Collected	2	2	0	0	0
Total	26603	15510	10533	505	53

**Q22e: Length of Time Prior to Housing - based on 3.917 Date Homelessness Started**

	<b>Total</b>	<b>Without Children</b>	<b>With Children and Adults</b>	<b>With Only Children</b>	<b>Unknown Household Type</b>
7 days or less	8359	4371	3869	111	5
8 to 14 days	726	456	258	12	0
15 to 21 days	470	284	179	7	0
22 to 30 days	538	386	148	3	1
31 to 60 days	944	594	345	5	0
61 to 180 days	1763	1271	480	12	0
181 to 365 days	1187	932	249	6	0
366 to 730 days (1-2 Yrs)	1202	864	334	1	3
731 days or more	2195	2024	169	2	0
Total (persons moved into housing)	16962	10707	6083	161	9
Not yet moved into housing	1804	1418	195	184	7
Data not collected	4166	1349	2651	141	25
Total persons	22898	13480	8891	484	41

**Q23a: Exit Destination – More Than 90 Days**  
 This question is retired as of 10/1/2019. 

	Total	Without Children	With Children and Adults	With Only Children	Unknown Household Type
Moved from one HOPWA funded project to HOPWA PH	-	-	-	-	-
Owned by client, no ongoing housing subsidy	-	-	-	-	-
Owned by client, with ongoing housing subsidy	-	-	-	-	-
Rental by client, no ongoing housing subsidy	-	-	-	-	-
Rental by client, with VASH housing subsidy	-	-	-	-	-
Rental by client, with GPD TIP housing subsidy	-	-	-	-	-
Rental by client, with other ongoing housing subsidy	-	-	-	-	-
Permanent housing (other than RRH) for formerly homeless persons	-	-	-	-	-
Staying or living with family, permanent tenure	-	-	-	-	-
Staying or living with friends, permanent tenure	-	-	-	-	-
Rental by client, with RRH or equivalent subsidy	-	-	-	-	-
<b>Subtotal</b>	-	-	-	-	-
Emergency shelter, including hotel or motel paid for with emergency shelter voucher	-	-	-	-	-
Moved from one HOPWA funded project to HOPWA TH	-	-	-	-	-
Transitional housing for homeless persons (including homeless youth)	-	-	-	-	-
Staying or living with family, temporary tenure (e.g. room, apartment or house)	-	-	-	-	-
Staying or living with friends, temporary tenure (e.g. room, apartment or house)	-	-	-	-	-
Place not meant for habitation (e.g., a vehicle, an abandoned building, bus/train/subway station/airport or anywhere outside)	-	-	-	-	-
Safe Haven	-	-	-	-	-
Hotel or motel paid for without emergency shelter voucher	-	-	-	-	-
<b>Subtotal</b>	-	-	-	-	-
Foster care home or group foster care home	-	-	-	-	-
Psychiatric hospital or other psychiatric facility	-	-	-	-	-
Substance abuse treatment facility or detox center	-	-	-	-	-
Hospital or other residential non-psychiatric medical facility	-	-	-	-	-
Jail, prison, or juvenile detention facility	-	-	-	-	-
Long-term care facility or nursing home	-	-	-	-	-
<b>Subtotal</b>	-	-	-	-	-
Residential project or halfway house with no homeless criteria	-	-	-	-	-
Deceased	-	-	-	-	-
Other	-	-	-	-	-
Client Doesn't Know/Client Refused	-	-	-	-	-
Data Not Collected (no exit interview completed)	-	-	-	-	-
<b>Subtotal</b>	-	-	-	-	-
<b>Total</b>	-	-	-	-	-
Total persons exiting to positive housing destinations	-	-	-	-	-
Total persons whose destinations excluded them from the calculation	-	-	-	-	-
Percentage	-	-	-	-	-



**Q23b: Exit Destination – 90 Days or Less**  
 This question is retired as of 10/1/2019. 

	Total	Without Children	With Children and Adults	With Only Children	Unknown Household Type
Moved from one HOPWA funded project to HOPWA PH	-	-	-	-	-
Owned by client, no ongoing housing subsidy	-	-	-	-	-
Owned by client, with ongoing housing subsidy	-	-	-	-	-
Rental by client, no ongoing housing subsidy	-	-	-	-	-
Rental by client, with VASH housing subsidy	-	-	-	-	-
Rental by client, with GPD TIP housing subsidy	-	-	-	-	-
Rental by client, with other ongoing housing subsidy	-	-	-	-	-
Permanent housing (other than RRH) for formerly homeless persons	-	-	-	-	-
Staying or living with family, permanent tenure	-	-	-	-	-
Staying or living with friends, permanent tenure	-	-	-	-	-
Rental by client, with RRH or equivalent subsidy	-	-	-	-	-
<b>Subtotal</b>	-	-	-	-	-
Emergency shelter, including hotel or motel paid for with emergency shelter voucher	-	-	-	-	-
Moved from one HOPWA funded project to HOPWA TH	-	-	-	-	-
Transitional housing for homeless persons (including homeless youth)	-	-	-	-	-
Staying or living with family, temporary tenure (e.g. room, apartment or house)	-	-	-	-	-
Staying or living with friends, temporary tenure (e.g. room, apartment or house)	-	-	-	-	-
Place not meant for habitation (e.g., a vehicle, an abandoned building, bus/train/subway station/airport or anywhere outside)	-	-	-	-	-
Safe Haven	-	-	-	-	-
Hotel or motel paid for without emergency shelter voucher	-	-	-	-	-
<b>Subtotal</b>	-	-	-	-	-
Foster care home or group foster care home	-	-	-	-	-
Psychiatric hospital or other psychiatric facility	-	-	-	-	-
Substance abuse treatment facility or detox center	-	-	-	-	-
Hospital or other residential non-psychiatric medical facility	-	-	-	-	-
Jail, prison, or juvenile detention facility	-	-	-	-	-
Long-term care facility or nursing home	-	-	-	-	-
<b>Subtotal</b>	-	-	-	-	-
Residential project or halfway house with no homeless criteria	-	-	-	-	-
Deceased	-	-	-	-	-
Other	-	-	-	-	-
Client Doesn't Know/Client Refused	-	-	-	-	-
Data Not Collected (no exit interview completed)	-	-	-	-	-
<b>Subtotal</b>	-	-	-	-	-
<b>Total</b>	-	-	-	-	-
Total persons exiting to positive housing destinations	-	-	-	-	-
Total persons whose destinations excluded them from the calculation	-	-	-	-	-
Percentage	-	-	-	-	-

## Q23c: Exit Destination – All persons

	Total	Without Children	With Children and Adults	With Only Children	Unknown Household Type
Moved from one HOPWA funded project to HOPWA PH	0	0	0	0	0
Owned by client, no ongoing housing subsidy	88	33	55	0	0
Owned by client, with ongoing housing subsidy	35	25	10	0	0
Rental by client, no ongoing housing subsidy	2174	694	1461	19	0
Rental by client, with VASH housing subsidy	41	20	21	0	0
Rental by client, with GPD TIP housing subsidy	6	0	6	0	0
Rental by client, with other ongoing housing subsidy	819	287	531	1	0
Permanent housing (other than RRH) for formerly homeless persons	177	128	47	2	0
Staying or living with family, permanent tenure	4235	2000	2144	91	0
Staying or living with friends, permanent tenure	535	280	249	6	0
Rental by client, with RRH or equivalent subsidy	852	501	346	2	3
Rental by client, with HCV voucher (tenant or project based)	71	45	26	0	0
Rental by client in a public housing unit	56	19	35	1	1
<b>Subtotal</b>	<b>9081</b>	<b>4032</b>	<b>4924</b>	<b>122</b>	<b>4</b>
Emergency shelter, including hotel or motel paid for with emergency shelter voucher	1712	1206	488	18	0
Moved from one HOPWA funded project to HOPWA TH	0	0	0	0	0
Transitional housing for homeless persons (including homeless youth)	586	252	326	8	0
Staying or living with family, temporary tenure (e.g. room, apartment or house)	1101	571	498	27	5
Staying or living with friends, temporary tenure (e.g. room, apartment or house)	928	726	190	10	2
Place not meant for habitation (e.g., a vehicle, an abandoned building, bus/train/subway station/airport or anywhere outside)	1513	1442	64	7	0
Safe Haven	50	31	19	0	0
Hotel or motel paid for without emergency shelter voucher	221	119	94	8	0
Host Home (non-crisis)	3	2	1	0	0
<b>Subtotal</b>	<b>6118</b>	<b>4309</b>	<b>1525</b>	<b>78</b>	<b>7</b>
Foster care home or group foster care home	103	7	11	85	0
Psychiatric hospital or other psychiatric facility	93	49	2	42	0
Substance abuse treatment facility or detox center	76	74	1	1	0
Hospital or other residential non-psychiatric medical facility	123	111	6	6	0
Jail, prison, or juvenile detention facility	94	79	5	10	0
Long-term care facility or nursing home	33	32	0	1	0
<b>Subtotal</b>	<b>511</b>	<b>343</b>	<b>23</b>	<b>145</b>	<b>0</b>
Residential project or halfway house with no homeless criteria	27	22	5	0	0
Deceased	24	21	3	0	0
Other	325	213	108	4	0
Client Doesn't Know/Client Refused	360	325	30	4	1
Data Not Collected (no exit interview completed)	2651	2264	354	28	5
<b>Subtotal</b>	<b>3348</b>	<b>2833</b>	<b>473</b>	<b>36</b>	<b>6</b>
<b>Total</b>	<b>19096</b>	<b>11570</b>	<b>7128</b>	<b>382</b>	<b>17</b>
Total persons exiting to positive housing destinations	9479	4468	4881	127	4
Total persons whose destinations excluded them from the calculation	697	276	329	92	0
Percentage	-	-	-	-	-

**Q24: Homelessness Prevention Housing Assessment at Exit**

	Total	Without Children	With Children and Adults	With Only Children	Unknown Household Type
Able to maintain the housing they had at project start--Without a subsidy	911	147	760	4	0
Able to maintain the housing they had at project start--With the subsidy they had at project start	29	3	24	1	1
Able to maintain the housing they had at project start--With an on-going subsidy acquired since project start	24	2	22	0	0
Able to maintain the housing they had at project start--Only with financial assistance other than a subsidy	4	2	2	0	0
Moved to new housing unit--With on-going subsidy	11	5	6	0	0
Moved to new housing unit--Without an on-going subsidy	45	8	37	0	0
Moved in with family/friends on a temporary basis	42	12	30	0	0
Moved in with family/friends on a permanent basis	18	3	15	0	0
Moved to a transitional or temporary housing facility or program	0	0	0	0	0
Client became homeless – moving to a shelter or other place unfit for human habitation	1	0	1	0	0
Client went to jail/prison	0	0	0	0	0
Client died	1	1	0	0	0
Client doesn't know/Client refused	1	1	0	0	0
Data not collected (no exit interview completed)	103	57	45	1	0
<b>Total</b>	<b>1190</b>	<b>241</b>	<b>942</b>	<b>6</b>	<b>1</b>

**Q25a: Number of Veterans**

	Total	Without Children	With Children and Adults	Unknown Household Type
Chronically Homeless Veteran	233	232	1	0
Non-Chronically Homeless Veteran	783	727	56	0
Not a Veteran	19668	14085	5246	28
Client Doesn't Know/Client Refused	42	23	18	0
Data Not Collected	195	55	112	2
<b>Total</b>	<b>20922</b>	<b>15120</b>	<b>5435</b>	<b>31</b>

**Q26b: Number of Chronically Homeless Persons by Household**

	Total	Without Children	With Children and Adults	With Only Children	Unknown Household Type
Chronically Homeless	3504	3034	464	4	1
Not Chronically Homeless	19636	10768	8414	430	20
Client Doesn't Know/Client Refused	83	77	3	2	1
Data Not Collected	1859	1241	522	65	31
<b>Total</b>	<b>25044</b>	<b>15099</b>	<b>9386</b>	<b>501</b>	<b>53</b>

**Attachment 3**

IDIS - PR28

U.S. Department of Housing and Urban Development  
Office of Community Planning and Development  
Integrated Disbursement and Information System

DATE: 09-01-21  
TIME: 8:47  
PAGE: 1

State of TEXAS  
Grant Financial Summary  
As of 09/01/2021

Grant Number B20DW480001

**A. Sources of State CDBG Funds**

1) State Allocation	\$141,846,258.00
2) Grant funds returned to line of credit	
3) Grant funds returned to local account	

**B. State CDBG Resources by Use**

4) Obligated to recipients	\$70,136,926.32
5) Set aside for State Administration	\$8,675,454.00
6) Set aside for Technical Assistance	

**C. Expenditures of State CDBG Resources**

7) Drawn for State Administration	\$739,391.33
8) Drawn for Technical Assistance	
9) Drawn for Section 108 Repayments	
10) Drawn for all other activities	\$12,912,882.29
11) <i>Disbursed for Coronavirus-related Activities</i>	\$13,652,273.62
12) <i>Disbursed for Activities Not related to Coronavirus</i>	

**D. Compliance with Public Service (PS) Cap**

13) Disbursed in IDIS for ALL PS	\$11,493,753.03
14) <i>Disbursed for Coronavirus-related Public Services</i>	\$11,493,753.03
15) <i>Disbursed for Public Services Not related to Coronavirus</i>	
16) Percent of funds disbursed to date for PS (line 13 / line 1)	8.10%
17) <i>Percent Disbursed for Coronavirus-related Public Services (line 14 / line 1)</i>	8.10%
18) <i>Percent Disbursed for Public Services Not related to Coronavirus (line 15 / line 1)</i>	0.00%

**E. Compliance with Planning and Administration (P/A) Cap**

19) Disbursed in IDIS for P/A from Grant	\$2,158,520.59
20) Percent of funds disbursed to date for P/A (line 19 / line 1 )	1.52%

**F. Overall Low and Moderate Income Benefit**

21) Drawn to Benefit LMI persons and households (minus noncountable amounts, line 22)	\$11,493,753.03
22) Noncountable amounts drawn: Non-LMI Portion of LMH activities	
23) Drawn to Prevent/Eliminate Slum/Blight	
24) Drawn to Address Urgent Needs	\$0.00
25) Total disbursements subject to overall LMI benefit (sum of lines 21, 22, 23 and 24)	\$11,493,753.03
26) Percent Low and moderate income benefit, to date (line 21 / line 25)	100.00%

# Attachment 4

IDIS - PR28

U.S. Department of Housing and Urban Development  
Office of Community Planning and Development  
Integrated Disbursement and Information System  
State of TEXAS  
Grant Financial Summary  
As of 10/28/2021

DATE: 10-28-21  
TIME: 13:10  
PAGE: 1

Grant Number B20DW480001

## A. Sources of State CDBG Funds

1) State Allocation	\$141,846,258.00
2) Grant funds returned to line of credit	
3) Grant funds returned to local account	

## B. State CDBG Resources by Use

4) Obligated to recipients	\$102,799,294.95
5) Set aside for State Administration	\$8,675,454.00
6) Set aside for Technical Assistance	

## C. Expenditures of State CDBG Resources

7) Drawn for State Administration	\$1,135,660.44
8) Drawn for Technical Assistance	
9) Drawn for Section 108 Repayments	
10) Drawn for all other activities	\$21,461,471.63
11) <i>Disbursed for Coronavirus-related Activities</i>	\$22,597,132.07
12) <i>Disbursed for Activities Not related to Coronavirus</i>	

## D. Compliance with Public Service (PS) Cap

13) Disbursed in IDIS for ALL PS	\$19,317,616.10
14) <i>Disbursed for Coronavirus-related Public Services</i>	\$19,317,616.10
15) <i>Disbursed for Public Services Not related to Coronavirus</i>	
16) Percent of funds disbursed to date for PS (line 13 / line 1)	13.62%
17) <i>Percent Disbursed for Coronavirus-related Public Services (line 14 / line 1)</i>	13.62%
18) <i>Percent Disbursed for Public Services Not related to Coronavirus (line 15 / line 1)</i>	0.00%

## E. Compliance with Planning and Administration (P/A) Cap

19) Disbursed in IDIS for P/A from Grant	\$3,279,515.97
20) Percent of funds disbursed to date for P/A (line 19 / line 1)	2.31%

## F. Overall Low and Moderate Income Benefit

21) Drawn to Benefit LMI persons and households (minus noncountable amounts, line 22)	\$19,317,616.10
22) Noncountable amounts drawn: Non-LMI Portion of LMH activities	
23) Drawn to Prevent/Eliminate Slum/Blight	
24) Drawn to Address Urgent Needs	\$0.00
25) Total disbursements subject to overall LMI benefit (sum of lines 21, 22, 23 and 24)	\$19,317,616.10
26) Percent Low and moderate income benefit, to date (line 21 / line 25)	100.00%

U.S. Department of Housing and Urban Development  
Office of Community Planning and Development  
Integrated Disbursement and Information System  
State of Texas  
Performance and Evaluation Report  
For Grant Year 2020  
As of 10/06/2021  
Grant Number B20DC480001

**Part I: Financial Status****A. Sources of State CDBG Funds**

1)	State Allocation	\$68,130,865.00
2)	Program Income	
3)	Program income received in IDIS	\$1,466,696.98
3 a)	Program income received from Section 108 Projects (for SI type)	\$0.00
4)	Adjustment to compute total program income	
5)	Total program income (sum of lines 3 and 4)	\$1,466,696.98
6)	Section 108 Loan Funds	
7)	Total State CDBG Resources (sum of lines 1,5 and 6)	\$69,597,561.98

**B. State CDBG Resources by Use**

8)	State Allocation	
9)	Obligated to recipients	\$57,342,289.22
10)	Adjustment to compute total obligated to recipients	-\$2,186,535.78
11)	Total obligated to recipients (sum of lines 9 and 10)	\$55,155,753.44
12)	Set aside for State Administration	\$1,068,913.28
13)	Adjustment to compute total set aside for State Administration	
14)	Total set aside for State Administration (sum of lines 12 and 13)	\$1,068,913.28
15)	Set aside for Technical Assistance	\$680,845.26
16)	Adjustment to compute total set aside for Technical Assistance	
17)	Total set aside for Technical Assistance (sum of lines 15 and 16)	\$680,845.26
18)	State funds set aside for State Administration match	
19)	Program Income	
20)	Returned to the state and redistributed	
20 a)	Section 108 program income expended for the Section 108 repayment	
21)	Adjustment to compute total redistributed	
22)	Total redistributed (sum of lines 20 and 21)	\$0.00
23)	Returned to the state and not yet redistributed	\$1,570,220.15
23 a)	Section 108 program income not yet disbursed	\$0.00
24)	Adjustment to compute total not yet redistributed	
25)	Total not yet redistributed (sum of lines 23 and 24)	\$1,570,220.15
26)	Retained by recipients	\$0.00
27)	Adjustment to compute total retained	
28)	Total retained (sum of lines 26 and 27)	\$0.00

**C. Expenditures of State CDBG Resources**

29)	Drawn for State Administration	\$797,306.95
30)	Adjustment to amount drawn for State Administration	
31)	Total drawn for State Administration	\$797,306.95
32)	Drawn for Technical Assistance	\$372,830.80
33)	Adjustment to amount drawn for Technical Assistance	
34)	Total drawn for Technical Assistance	\$372,830.80
35)	Drawn for Section 108 Repayments	\$0.00
36)	Adjustment to amount drawn for Section 108 Repayments	
37)	Total drawn for Section 108 Repayments	\$0.00
38)	Drawn for all other activities	\$4,026,101.58
39)	Adjustment to amount drawn for all other activities	(\$2,268,500.83)
40)	Total drawn for all other activities	\$1,757,600.75

**D. Compliance with Public Service (PS) Cap**

41)	Disbursed in IDIS for PS	\$0.00
42)	Adjustment to compute total disbursed for PS	
43)	Total disbursed for PS (sum of lines 41 and 42)	\$0.00
44)	Amount subject to PS cap	
45)	State Allocation (line 1)	\$68,130,865.00

46)	Program Income Received (line 5)	\$1,466,696.98
47)	Adjustment to compute total subject to PS cap	
48)	Total subject to PS cap (sum of lines 45-47)	\$69,597,561.98
49)	Percent of funds disbursed to date for PS (line 43 / line 48)	0.00%

**E. Compliance with Planning and Administration (P/A) Cap**

50)	Disbursed in IDIS for P/A from all fund types - Combined	\$2,234,713.24
51)	Adjustment to compute total disbursed for P/A	
52)	Total disbursed for P/A (sum of lines 50 and 51)	\$2,234,713.24
53)	Amount subject to Combined Expenditure P/A cap	
54)	State Allocation (line 1)	\$68,130,865.00
55)	Program Income Received (line 5)	\$1,466,696.98
56)	Adjustment to compute total subject to P/A cap	
57)	Total subject to P/A cap (sum of lines 54-56)	\$69,597,561.98
58)	Percent of funds disbursed to date for P/A (line 52 / line 57) Combined Cap	3.21%
59)	Disbursed in IDIS for P/A from Annual Grant Only	\$2,175,963.24
60)	Amount subject the Annual Grant P/A cap	
61)	State Allocation	\$68,130,865.00
62)	Percent of funds disbursed to date for P/A (line 59 / line 61) Annual Grant Cap	3.19%

**Part II: Compliance with Overall Low and Moderate Income Benefit**

- 63) Period specified for benefit: grant years 2018 — 2020
- 64) Final PER for compliance with the overall benefit test: [ No ]

No data returned for this view. This might be because the applied filter excludes all data.

U.S. Department of Housing and Urban Development  
Office of Community Planning and Development  
Integrated Disbursement and Information System  
State of Texas  
Performance and Evaluation Report  
For Grant Year 2019  
As of 10/06/2021  
Grant Number B19DC480001

**Part I: Financial Status****A. Sources of State CDBG Funds**

1)	State Allocation	\$65,974,016.00
2)	Program Income	
3)	Program income received in IDIS	\$2,093,344.43
3 a)	Program income received from Section 108 Projects (for SI type)	\$0.00
4)	Adjustment to compute total program income	\$0.00
5)	Total program income (sum of lines 3 and 4)	\$2,093,344.43
6)	Section 108 Loan Funds	\$0.00
7)	Total State CDBG Resources (sum of lines 1,5 and 6)	\$68,067,360.43

**B. State CDBG Resources by Use**

8)	State Allocation	
9)	Obligated to recipients	\$64,599,844.32
10)	Adjustment to compute total obligated to recipients	-\$2,014,993.82
11)	Total obligated to recipients (sum of lines 9 and 10)	\$62,584,850.50
12)	Set aside for State Administration	\$1,137,488.50
13)	Adjustment to compute total set aside for State Administration	\$0.00
14)	Total set aside for State Administration (sum of lines 12 and 13)	\$1,137,488.50
15)	Set aside for Technical Assistance	\$659,740.16
16)	Adjustment to compute total set aside for Technical Assistance	\$0.00
17)	Total set aside for Technical Assistance (sum of lines 15 and 16)	\$659,740.16
18)	State funds set aside for State Administration match	\$0.00
19)	Program Income	
20)	Returned to the state and redistributed	
20 a)	Section 108 program income expended for the Section 108 repayment	
21)	Adjustment to compute total redistributed	\$0.00
22)	Total redistributed (sum of lines 20 and 21)	\$0.00
23)	Returned to the state and not yet redistributed	\$2,103,808.13
23 a)	Section 108 program income not yet disbursed	\$0.00
24)	Adjustment to compute total not yet redistributed	\$0.00
25)	Total not yet redistributed (sum of lines 23 and 24)	\$2,103,808.13
26)	Retained by recipients	\$0.00
27)	Adjustment to compute total retained	\$0.00
28)	Total retained (sum of lines 26 and 27)	\$0.00

**C. Expenditures of State CDBG Resources**

29)	Drawn for State Administration	\$5,290.56
30)	Adjustment to amount drawn for State Administration	\$0.00
31)	Total drawn for State Administration	\$5,290.56
32)	Drawn for Technical Assistance	\$123,392.62
33)	Adjustment to amount drawn for Technical Assistance	\$0.00
34)	Total drawn for Technical Assistance	\$123,392.62
35)	Drawn for Section 108 Repayments	\$0.00
36)	Adjustment to amount drawn for Section 108 Repayments	\$0.00
37)	Total drawn for Section 108 Repayments	\$0.00
38)	Drawn for all other activities	\$28,724,795.92
39)	Adjustment to amount drawn for all other activities	(\$3,873,745.13)
40)	Total drawn for all other activities	\$24,851,050.79

**D. Compliance with Public Service (PS) Cap**

41)	Disbursed in IDIS for PS	\$23,769.81
42)	Adjustment to compute total disbursed for PS	\$0.00
43)	Total disbursed for PS (sum of lines 41 and 42)	\$23,769.81
44)	Amount subject to PS cap	
45)	State Allocation (line 1)	\$65,974,016.00
46)	Program Income Received (line 5)	\$2,093,344.43
47)	Adjustment to compute total subject to PS cap	\$0.00
48)	Total subject to PS cap (sum of lines 45-47)	\$68,067,360.43
49)	Percent of funds disbursed to date for PS (line 43 / line 48)	0.03%



**E. Compliance with Planning and Administration (P/A) Cap**

50)	Disbursed in IDIS for P/A from all fund types - Combined	\$3,764,685.19
51)	Adjustment to compute total disbursed for P/A	\$0.00
52)	Total disbursed for P/A (sum of lines 50 and 51)	\$3,764,685.19
53)	Amount subject to Combined Expenditure P/A cap	
54)	State Allocation (line 1)	\$65,974,016.00
55)	Program Income Received (line 5)	\$2,093,344.43
56)	Adjustment to compute total subject to P/A cap	\$0.00
57)	Total subject to P/A cap (sum of lines 54-56)	\$68,067,360.43
58)	Percent of funds disbursed to date for P/A (line 52 / line 57) Combined Cap	5.53%
59)	Disbursed in IDIS for P/A from Annual Grant Only	\$3,675,135.19
60)	Amount subject the Annual Grant P/A cap	
61)	State Allocation	\$65,974,016.00
62)	Percent of funds disbursed to date for P/A (line 59 / line 61) Annual Grant Cap	5.57%

**Part II: Compliance with Overall Low and Moderate Income Benefit**

- 63) Period specified for benefit: grant years 2018 — 2020
- 64) Final PER for compliance with the overall benefit test: [ **No** ]

No data returned for this view. This might be because the applied filter excludes all data.

U.S. Department of Housing and Urban Development  
Office of Community Planning and Development  
Integrated Disbursement and Information System  
State of Texas  
Performance and Evaluation Report  
For Grant Year 2018  
As of 10/06/2021  
Grant Number B18DC480001

**Part I: Financial Status****A. Sources of State CDBG Funds**

1)	State Allocation	\$65,513,999.00
2)	Program Income	
3)	Program income received in IDIS	\$1,163,025.10
3 a)	Program income received from Section 108 Projects (for SI type)	\$0.00
4)	Adjustment to compute total program income	\$0.00
5)	Total program income (sum of lines 3 and 4)	\$1,163,025.10
6)	Section 108 Loan Funds	\$0.00
7)	Total State CDBG Resources (sum of lines 1,5 and 6)	\$66,677,024.10

**B. State CDBG Resources by Use**

8)	State Allocation	
9)	Obligated to recipients	\$62,400,432.06
10)	Adjustment to compute total obligated to recipients	-\$874,394.20
11)	Total obligated to recipients (sum of lines 9 and 10)	\$61,526,037.86
12)	Set aside for State Administration	\$1,108,788.51
13)	Adjustment to compute total set aside for State Administration	\$0.00
14)	Total set aside for State Administration (sum of lines 12 and 13)	\$1,108,788.51
15)	Set aside for Technical Assistance	\$655,139.99
16)	Adjustment to compute total set aside for Technical Assistance	\$0.00
17)	Total set aside for Technical Assistance (sum of lines 15 and 16)	\$655,139.99
18)	State funds set aside for State Administration match	\$1,811,100.00
19)	Program Income	
20)	Returned to the state and redistributed	
20 a)	Section 108 program income expended for the Section 108 repayment	
21)	Adjustment to compute total redistributed	\$0.00
22)	Total redistributed (sum of lines 20 and 21)	\$0.00
23)	Returned to the state and not yet redistributed	\$1,172,949.45
23 a)	Section 108 program income not yet disbursed	\$0.00
24)	Adjustment to compute total not yet redistributed	\$0.00
25)	Total not yet redistributed (sum of lines 23 and 24)	\$1,172,949.45
26)	Retained by recipients	\$0.00
27)	Adjustment to compute total retained	\$0.00
28)	Total retained (sum of lines 26 and 27)	\$0.00

**C. Expenditures of State CDBG Resources**

29)	Drawn for State Administration	\$1,049,323.56
30)	Adjustment to amount drawn for State Administration	\$0.00
31)	Total drawn for State Administration	\$1,049,323.56
32)	Drawn for Technical Assistance	\$655,139.99
33)	Adjustment to amount drawn for Technical Assistance	\$0.00
34)	Total drawn for Technical Assistance	\$655,139.99
35)	Drawn for Section 108 Repayments	\$0.00
36)	Adjustment to amount drawn for Section 108 Repayments	\$0.00
37)	Total drawn for Section 108 Repayments	\$0.00
38)	Drawn for all other activities	\$48,664,609.15
39)	Adjustment to amount drawn for all other activities	(\$561,527.10)
40)	Total drawn for all other activities	\$48,103,082.05

**D. Compliance with Public Service (PS) Cap**

41)	Disbursed in IDIS for PS	\$122,757.96
42)	Adjustment to compute total disbursed for PS	\$0.00
43)	Total disbursed for PS (sum of lines 41 and 42)	\$122,757.96
44)	Amount subject to PS cap	
45)	State Allocation (line 1)	\$65,513,999.00
46)	Program Income Received (line 5)	\$1,163,025.10
47)	Adjustment to compute total subject to PS cap	\$0.00
48)	Total subject to PS cap (sum of lines 45-47)	\$66,677,024.10
49)	Percent of funds disbursed to date for PS (line 43 / line 48)	0.18%

**E. Compliance with Planning and Administration (P/A) Cap**

50)	Disbursed in IDIS for P/A from all fund types - Combined	\$5,942,305.01
51)	Adjustment to compute total disbursed for P/A	\$0.00
52)	Total disbursed for P/A (sum of lines 50 and 51)	\$5,942,305.01
53)	Amount subject to Combined Expenditure P/A cap	
54)	State Allocation (line 1)	\$65,513,999.00
55)	Program Income Received (line 5)	\$1,163,025.10
56)	Adjustment to compute total subject to P/A cap	\$0.00
57)	Total subject to P/A cap (sum of lines 54-56)	\$66,677,024.10
58)	Percent of funds disbursed to date for P/A (line 52 / line 57) Combined Cap	8.91%
59)	Disbursed in IDIS for P/A from Annual Grant Only	\$5,942,305.01
60)	Amount subject the Annual Grant P/A cap	
61)	State Allocation	\$65,513,999.00
62)	Percent of funds disbursed to date for P/A (line 59 / line 61) Annual Grant Cap	9.07%

**Part II: Compliance with Overall Low and Moderate Income Benefit**

63) Period specified for benefit: grant years 2018 — 2020

64) Final PER for compliance with the overall benefit test: [ **No** ]

	Grant Year	2018	2019	2020	Total
65)	Benefit LMI persons and households (1)	41,553,960.55	24,778,417.62	2,103,631.97	68,436,010.14
66)	Benefit LMI, 108 activities	0.00	0.00	0.00	0.00
67)	Benefit LMI, other adjustments	0.00	0.00	0.00	0.00
68)	Total, Benefit LMI (sum of lines 65-67)	41,553,960.55	24,778,417.62	2,103,631.97	68,436,010.14
69)	Prevent/Eliminate Slum/Blight	1,657,324.19	393,003.67	485,063.32	2,535,391.18
70)	Prevent Slum/Blight, 108 activities	0.00	0.00	0.00	0.00
71)	Total, Prevent Slum/Blight (sum of lines 69 and 70)	1,657,324.19	393,003.67	485,063.32	2,535,391.18
72)	Meet Urgent Community Development Needs	1,059,867.96	0.00	0.00	1,059,867.96
73)	Meet Urgent Needs, 108 activities	0.00	0.00	0.00	0.00
74)	Total, Meet Urgent Needs (sum of lines 72 and 73)	1,059,867.96	0.00	0.00	1,059,867.96
75)	Acquisition, New Construction, Rehab/Special	0.00	0.00	0.00	0.00
76)	Total disbursements subject to overall LMI benefit	44,271,152.70	25,171,421.29	2,588,695.29	72,031,269.28
77)	Low and moderate income benefit (line 68 / line 76)	0.94	0.98	0.81	0.95
78)	Other Disbursements	1.00	1.00	1.00	3.00
79)	State Administration	1,049,323.56	5,290.56	797,306.95	1,851,921.07
80)	Technical Assistance	655,139.99	123,392.62	372,830.80	1,151,363.41
81)	Local Administration	4,393,456.45	3,553,374.63	1,437,406.29	9,384,237.37
82)	Section 108 repayments	0.00	0.00	0.00	0.00

U.S. Department of Housing and Urban Development  
Office of Community Planning and Development  
Integrated Disbursement and Information System  
State of Texas  
Performance and Evaluation Report  
For Grant Year 2017  
As of 09/13/2021  
Grant Number B17DC480001

**Part I: Financial Status****A. Sources of State CDBG Funds**

1)	State Allocation	\$59,551,397.00
2)	Program Income	
3)	Program income received in IDIS	\$2,630,786.97
3 a)	Program income received from Section 108 Projects (for SI type)	\$0.00
4)	Adjustment to compute total program income	\$0.00
5)	Total program income (sum of lines 3 and 4)	\$2,630,786.97
6)	Section 108 Loan Funds	\$0.00
7)	Total State CDBG Resources (sum of lines 1,5 and 6)	\$62,182,183.97

**B. State CDBG Resources by Use**

8)	State Allocation	
9)	Obligated to recipients	\$58,797,857.60
10)	Adjustment to compute total obligated to recipients	\$565,325.09
11)	Total obligated to recipients (sum of lines 9 and 10)	\$59,363,182.69
12)	Set aside for State Administration	\$831,895.75
13)	Adjustment to compute total set aside for State Administration	\$0.00
14)	Total set aside for State Administration (sum of lines 12 and 13)	\$831,895.75
15)	Set aside for Technical Assistance	\$595,513.97
16)	Adjustment to compute total set aside for Technical Assistance	\$0.00
17)	Total set aside for Technical Assistance (sum of lines 15 and 16)	\$595,513.97
18)	State funds set aside for State Administration match	\$1,790,615.00
19)	Program Income	
20)	Returned to the state and redistributed	
20 a)	Section 108 program income expended for the Section 108 repayment	
21)	Adjustment to compute total redistributed	\$0.00
22)	Total redistributed (sum of lines 20 and 21)	\$0.00
23)	Returned to the state and not yet redistributed	\$2,641,193.64
23 a)	Section 108 program income not yet disbursed	\$0.00
24)	Adjustment to compute total not yet redistributed	\$0.00
25)	Total not yet redistributed (sum of lines 23 and 24)	\$2,641,193.64
26)	Retained by recipients	\$0.00
27)	Adjustment to compute total retained	\$0.00
28)	Total retained (sum of lines 26 and 27)	\$0.00

**C. Expenditures of State CDBG Resources**

29)	Drawn for State Administration	\$831,895.75
30)	Adjustment to amount drawn for State Administration	\$0.00
31)	Total drawn for State Administration	\$831,895.75
32)	Drawn for Technical Assistance	\$595,513.97
33)	Adjustment to amount drawn for Technical Assistance	\$0.00
34)	Total drawn for Technical Assistance	\$595,513.97
35)	Drawn for Section 108 Repayments	\$0.00
36)	Adjustment to amount drawn for Section 108 Repayments	\$0.00
37)	Total drawn for Section 108 Repayments	\$0.00
38)	Drawn for all other activities	\$50,767,942.38
39)	Adjustment to amount drawn for all other activities	\$1,323,522.69
40)	Total drawn for all other activities	\$52,091,465.07

**D. Compliance with Public Service (PS) Cap**

41)	Disbursed in IDIS for PS	\$180,438.99
42)	Adjustment to compute total disbursed for PS	\$0.00
43)	Total disbursed for PS (sum of lines 41 and 42)	\$180,438.99
44)	Amount subject to PS cap	
45)	State Allocation (line 1)	\$59,551,397.00
46)	Program Income Received (line 5)	\$2,630,786.97
47)	Adjustment to compute total subject to PS cap	\$0.00
48)	Total subject to PS cap (sum of lines 45-47)	\$62,182,183.97
49)	Percent of funds disbursed to date for PS (line 43 / line 48)	0.29%

**E. Compliance with Planning and Administration (P/A) Cap**

50)	Disbursed in IDIS for P/A from all fund types - Combined	\$5,519,132.68
51)	Adjustment to compute total disbursed for P/A	\$0.00
52)	Total disbursed for P/A (sum of lines 50 and 51)	\$5,519,132.68
53)	Amount subject to Combined Expenditure P/A cap	
54)	State Allocation (line 1)	\$59,551,397.00
55)	Program Income Received (line 5)	\$2,630,786.97
56)	Adjustment to compute total subject to P/A cap	\$0.00
57)	Total subject to P/A cap (sum of lines 54-56)	\$62,182,183.97
58)	Percent of funds disbursed to date for P/A (line 52 / line 57) Combined Cap	8.88%
59)	Disbursed in IDIS for P/A from Annual Grant Only	\$5,519,132.68
60)	Amount subject the Annual Grant P/A cap	
61)	State Allocation	\$59,551,397.00
62)	Percent of funds disbursed to date for P/A (line 59 / line 61) Annual Grant Cap	9.27%

**Part II: Compliance with Overall Low and Moderate Income Benefit**

63) Period specified for benefit: grant years 2015 — 2017

64) Final PER for compliance with the overall benefit test: [ **No** ]

	Grant Year	2015	2016	2017	Total
65)	Benefit LMI persons and households (1)	52,200,441.88	50,576,216.97	46,302,053.45	149,078,712.30
66)	Benefit LMI, 108 activities	0.00	0.00	0.00	0.00
67)	Benefit LMI, other adjustments	0.00	0.00	0.00	0.00
68)	Total, Benefit LMI (sum of lines 65-67)	52,200,441.88	50,576,216.97	46,302,053.45	149,078,712.30
69)	Prevent/Eliminate Slum/Blight	47,709.00	0.00	216,000.00	263,709.00
70)	Prevent Slum/Blight, 108 activities	0.00	0.00	0.00	0.00
71)	Total, Prevent Slum/Blight (sum of lines 69 and 70)	47,709.00	0.00	216,000.00	263,709.00
72)	Meet Urgent Community Development Needs	2,174,761.87	1,442,031.59	0.00	3,616,793.46
73)	Meet Urgent Needs, 108 activities	0.00	0.00	0.00	0.00
74)	Total, Meet Urgent Needs (sum of lines 72 and 73)	2,174,761.87	1,442,031.59	0.00	3,616,793.46
75)	Acquisition, New Construction, Rehab/Special	0.00	0.00	0.00	0.00
76)	Total disbursements subject to overall LMI benefit	54,422,912.75	52,018,248.56	46,518,053.45	152,959,214.76
77)	Low and moderate income benefit (line 68 / line 76)	0.96	0.97	1.00	0.97
78)	Other Disbursements	1.00	1.00	1.00	3.00
79)	State Administration	783,663.84	850,753.85	831,895.75	2,466,313.44
80)	Technical Assistance	598,331.00	609,797.98	595,513.97	1,803,642.95
81)	Local Administration	4,777,421.13	5,173,089.78	4,249,888.93	14,200,399.84
82)	Section 108 repayments	0.00	0.00	0.00	0.00

U.S. Department of Housing and Urban Development  
Office of Community Planning and Development  
Integrated Disbursement and Information System  
State of Texas  
Performance and Evaluation Report  
For Grant Year 2016  
As of 09/13/2021  
Grant Number B16DC480001

**Part I: Financial Status****A. Sources of State CDBG Funds**

1)	State Allocation	\$60,979,766.00
2)	Program Income	
3)	Program income received in IDIS	\$2,449,859.59
3 a)	Program income received from Section 108 Projects (for SI type)	\$0.00
4)	Adjustment to compute total program income	\$0.00
5)	Total program income (sum of lines 3 and 4)	\$2,449,859.59
6)	Section 108 Loan Funds	\$0.00
7)	Total State CDBG Resources (sum of lines 1,5 and 6)	\$63,429,625.59

**B. State CDBG Resources by Use**

8)	State Allocation	
9)	Obligated to recipients	\$60,505,027.43
10)	Adjustment to compute total obligated to recipients	-\$1,893,887.13
11)	Total obligated to recipients (sum of lines 9 and 10)	\$58,611,140.30
12)	Set aside for State Administration	\$850,753.85
13)	Adjustment to compute total set aside for State Administration	\$0.00
14)	Total set aside for State Administration (sum of lines 12 and 13)	\$850,753.85
15)	Set aside for Technical Assistance	\$609,797.98
16)	Adjustment to compute total set aside for Technical Assistance	\$0.00
17)	Total set aside for Technical Assistance (sum of lines 15 and 16)	\$609,797.98
18)	State funds set aside for State Administration match	\$1,790,615.00
19)	Program Income	
20)	Returned to the state and redistributed	
20 a)	Section 108 program income expended for the Section 108 repayment	
21)	Adjustment to compute total redistributed	\$0.00
22)	Total redistributed (sum of lines 20 and 21)	\$0.00
23)	Returned to the state and not yet redistributed	\$0.00
23 a)	Section 108 program income not yet disbursed	\$0.00
24)	Adjustment to compute total not yet redistributed	\$0.00
25)	Total not yet redistributed (sum of lines 23 and 24)	\$0.00
26)	Retained by recipients	\$2,449,859.59
27)	Adjustment to compute total retained	\$0.00
28)	Total retained (sum of lines 26 and 27)	\$2,449,859.59

**C. Expenditures of State CDBG Resources**

29)	Drawn for State Administration	\$850,753.85
30)	Adjustment to amount drawn for State Administration	\$0.00
31)	Total drawn for State Administration	\$850,753.85
32)	Drawn for Technical Assistance	\$609,797.98
33)	Adjustment to amount drawn for Technical Assistance	\$0.00
34)	Total drawn for Technical Assistance	\$609,797.98
35)	Drawn for Section 108 Repayments	\$0.00
36)	Adjustment to amount drawn for Section 108 Repayments	\$0.00
37)	Total drawn for Section 108 Repayments	\$0.00
38)	Drawn for all other activities	\$57,191,338.34
39)	Adjustment to amount drawn for all other activities	(\$2,781,157.06)
40)	Total drawn for all other activities	\$54,410,181.28

**D. Compliance with Public Service (PS) Cap**

41)	Disbursed in IDIS for PS	\$489.18
42)	Adjustment to compute total disbursed for PS	\$0.00
43)	Total disbursed for PS (sum of lines 41 and 42)	\$489.18
44)	Amount subject to PS cap	
45)	State Allocation (line 1)	\$60,979,766.00
46)	Program Income Received (line 5)	\$2,449,859.59
47)	Adjustment to compute total subject to PS cap	\$0.00
48)	Total subject to PS cap (sum of lines 45-47)	\$63,429,625.59
49)	Percent of funds disbursed to date for PS (line 43 / line 48)	0.00%

**E. Compliance with Planning and Administration (P/A) Cap**

50)	Disbursed in IDIS for P/A from all fund types - Combined	\$6,564,443.63
51)	Adjustment to compute total disbursed for P/A	\$0.00
52)	Total disbursed for P/A (sum of lines 50 and 51)	\$6,564,443.63
53)	Amount subject to Combined Expenditure P/A cap	
54)	State Allocation (line 1)	\$60,979,766.00
55)	Program Income Received (line 5)	\$2,449,859.59
56)	Adjustment to compute total subject to P/A cap	\$0.00
57)	Total subject to P/A cap (sum of lines 54-56)	\$63,429,625.59
58)	Percent of funds disbursed to date for P/A (line 52 / line 57) Combined Cap	10.35%
59)	Disbursed in IDIS for P/A from Annual Grant Only	\$6,516,769.46
60)	Amount subject the Annual Grant P/A cap	
61)	State Allocation	\$60,979,766.00
62)	Percent of funds disbursed to date for P/A (line 59 / line 61) Annual Grant Cap	10.69%

**Part II: Compliance with Overall Low and Moderate Income Benefit**

63) Period specified for benefit: grant years 2015 — 2017

64) Final PER for compliance with the overall benefit test: [ **No** ]

Grant Year	2015	2016	2017	Total
65) Benefit LMI persons and households (1)	52,200,441.88	50,576,216.97	46,302,053.45	149,078,712.30
66) Benefit LMI, 108 activities	0.00	0.00	0.00	0.00
67) Benefit LMI, other adjustments	0.00	0.00	0.00	0.00
68) Total, Benefit LMI (sum of lines 65-67)	52,200,441.88	50,576,216.97	46,302,053.45	149,078,712.30
69) Prevent/Eliminate Slum/Blight	47,709.00	0.00	216,000.00	263,709.00
70) Prevent Slum/Blight, 108 activities	0.00	0.00	0.00	0.00
71) Total, Prevent Slum/Blight (sum of lines 69 and 70)	47,709.00	0.00	216,000.00	263,709.00
72) Meet Urgent Community Development Needs	2,174,761.87	1,442,031.59	0.00	3,616,793.46
73) Meet Urgent Needs, 108 activities	0.00	0.00	0.00	0.00
74) Total, Meet Urgent Needs (sum of lines 72 and 73)	2,174,761.87	1,442,031.59	0.00	3,616,793.46
75) Acquisition, New Construction, Rehab/Special	0.00	0.00	0.00	0.00
76) Total disbursements subject to overall LMI benefit	54,422,912.75	52,018,248.56	46,518,053.45	152,959,214.76
77) Low and moderate income benefit (line 68 / line 76)	0.96	0.97	1.00	0.97
78) Other Disbursements	1.00	1.00	1.00	3.00
79) State Administration	783,663.84	850,753.85	831,895.75	2,466,313.44
80) Technical Assistance	598,331.00	609,797.98	595,513.97	1,803,642.95
81) Local Administration	4,777,421.13	5,173,089.78	4,249,888.93	14,200,399.84
82) Section 108 repayments	0.00	0.00	0.00	0.00

U.S. Department of Housing and Urban Development  
Office of Community Planning and Development  
Integrated Disbursement and Information System  
State of Texas  
Performance and Evaluation Report  
For Grant Year 2015  
As of 09/13/2021  
Grant Number B15DC480001

**Part I: Financial Status****A. Sources of State CDBG Funds**

1)	State Allocation	\$59,833,115.00
2)	Program Income	
3)	Program income received in IDIS	\$2,146,917.13
3 a)	Program income received from Section 108 Projects (for SI type)	\$0.00
4)	Adjustment to compute total program income	\$0.00
5)	Total program income (sum of lines 3 and 4)	\$2,146,917.13
6)	Section 108 Loan Funds	\$0.00
7)	Total State CDBG Resources (sum of lines 1,5 and 6)	\$61,980,032.13

**B. State CDBG Resources by Use**

8)	State Allocation	
9)	Obligated to recipients	\$59,103,737.28
10)	Adjustment to compute total obligated to recipients	-\$1,707,847.92
11)	Total obligated to recipients (sum of lines 9 and 10)	\$57,395,889.36
12)	Set aside for State Administration	\$783,663.84
13)	Adjustment to compute total set aside for State Administration	\$0.00
14)	Total set aside for State Administration (sum of lines 12 and 13)	\$783,663.84
15)	Set aside for Technical Assistance	\$598,331.00
16)	Adjustment to compute total set aside for Technical Assistance	\$0.00
17)	Total set aside for Technical Assistance (sum of lines 15 and 16)	\$598,331.00
18)	State funds set aside for State Administration match	\$1,780,058.00
19)	Program Income	
20)	Returned to the state and redistributed	
20 a)	Section 108 program income expended for the Section 108 repayment	
21)	Adjustment to compute total redistributed	\$0.00
22)	Total redistributed (sum of lines 20 and 21)	\$0.00
23)	Returned to the state and not yet redistributed	\$0.00
23 a)	Section 108 program income not yet disbursed	\$0.00
24)	Adjustment to compute total not yet redistributed	\$0.00
25)	Total not yet redistributed (sum of lines 23 and 24)	\$0.00
26)	Retained by recipients	\$2,146,917.13
27)	Adjustment to compute total retained	\$0.00
28)	Total retained (sum of lines 26 and 27)	\$2,146,917.13

**C. Expenditures of State CDBG Resources**

29)	Drawn for State Administration	\$783,663.84
30)	Adjustment to amount drawn for State Administration	\$0.00
31)	Total drawn for State Administration	\$783,663.84
32)	Drawn for Technical Assistance	\$598,331.00
33)	Adjustment to amount drawn for Technical Assistance	\$0.00
34)	Total drawn for Technical Assistance	\$598,331.00
35)	Drawn for Section 108 Repayments	\$0.00
36)	Adjustment to amount drawn for Section 108 Repayments	\$0.00
37)	Total drawn for Section 108 Repayments	\$0.00
38)	Drawn for all other activities	\$59,200,333.88
39)	Adjustment to amount drawn for all other activities	(\$2,475,588.26)
40)	Total drawn for all other activities	\$56,724,745.62

**D. Compliance with Public Service (PS) Cap**

41)	Disbursed in IDIS for PS	\$117,574.66
42)	Adjustment to compute total disbursed for PS	\$0.00
43)	Total disbursed for PS (sum of lines 41 and 42)	\$117,574.66
44)	Amount subject to PS cap	
45)	State Allocation (line 1)	\$59,833,115.00
46)	Program Income Received (line 5)	\$2,146,917.13
47)	Adjustment to compute total subject to PS cap	\$0.00
48)	Total subject to PS cap (sum of lines 45-47)	\$61,980,032.13
49)	Percent of funds disbursed to date for PS (line 43 / line 48)	0.19%



**E. Compliance with Planning and Administration (P/A) Cap**

50)	Disbursed in IDIS for P/A from all fund types - Combined	\$6,209,724.97
51)	Adjustment to compute total disbursed for P/A	\$0.00
52)	Total disbursed for P/A (sum of lines 50 and 51)	\$6,209,724.97
53)	Amount subject to Combined Expenditure P/A cap	
54)	State Allocation (line 1)	\$59,833,115.00
55)	Program Income Received (line 5)	\$2,146,917.13
56)	Adjustment to compute total subject to P/A cap	\$0.00
57)	Total subject to P/A cap (sum of lines 54-56)	\$61,980,032.13
58)	Percent of funds disbursed to date for P/A (line 52 / line 57) Combined Cap	10.02%
59)	Disbursed in IDIS for P/A from Annual Grant Only	\$6,193,099.26
60)	Amount subject the Annual Grant P/A cap	
61)	State Allocation	\$59,833,115.00
62)	Percent of funds disbursed to date for P/A (line 59 / line 61) Annual Grant Cap	10.35%

**Part II: Compliance with Overall Low and Moderate Income Benefit**63) Period specified for benefit: grant years 2015 — 201764) Final PER for compliance with the overall benefit test: [ **No** ]

	Grant Year	2015	2016	2017	Total
65)	Benefit LMI persons and households (1)	52,200,441.88	50,576,216.97	46,302,053.45	149,078,712.30
66)	Benefit LMI, 108 activities	0.00	0.00	0.00	0.00
67)	Benefit LMI, other adjustments	0.00	0.00	0.00	0.00
68)	Total, Benefit LMI (sum of lines 65-67)	52,200,441.88	50,576,216.97	46,302,053.45	149,078,712.30
69)	Prevent/Eliminate Slum/Blight	47,709.00	0.00	216,000.00	263,709.00
70)	Prevent Slum/Blight, 108 activities	0.00	0.00	0.00	0.00
71)	Total, Prevent Slum/Blight (sum of lines 69 and 70)	47,709.00	0.00	216,000.00	263,709.00
72)	Meet Urgent Community Development Needs	2,174,761.87	1,442,031.59	0.00	3,616,793.46
73)	Meet Urgent Needs, 108 activities	0.00	0.00	0.00	0.00
74)	Total, Meet Urgent Needs (sum of lines 72 and 73)	2,174,761.87	1,442,031.59	0.00	3,616,793.46
75)	Acquisition, New Construction, Rehab/Special	0.00	0.00	0.00	0.00
76)	Total disbursements subject to overall LMI benefit	54,422,912.75	52,018,248.56	46,518,053.45	152,959,214.76
77)	Low and moderate income benefit (line 68 / line 76)	0.96	0.97	1.00	0.97
78)	Other Disbursements	1.00	1.00	1.00	3.00
79)	State Administration	783,663.84	850,753.85	831,895.75	2,466,313.44
80)	Technical Assistance	598,331.00	609,797.98	595,513.97	1,803,642.95
81)	Local Administration	4,777,421.13	5,173,089.78	4,249,888.93	14,200,399.84
82)	Section 108 repayments	0.00	0.00	0.00	0.00

U.S. Department of Housing and Urban Development  
Office of Community Planning and Development  
Integrated Disbursement and Information System  
State of Texas  
Performance and Evaluation Report  
For Grant Year 2014  
As of 09/13/2021  
Grant Number B14DC480001

**Part I: Financial Status****A. Sources of State CDBG Funds**

1)	State Allocation	\$61,494,579.00
2)	Program Income	
3)	Program income received in IDIS	\$1,975,435.62
3 a)	Program income received from Section 108 Projects (for SI type)	\$0.00
4)	Adjustment to compute total program income	\$0.00
5)	Total program income (sum of lines 3 and 4)	\$1,975,435.62
6)	Section 108 Loan Funds	\$0.00
7)	Total State CDBG Resources (sum of lines 1,5 and 6)	\$63,470,014.62

**B. State CDBG Resources by Use**

8)	State Allocation	
9)	Obligated to recipients	\$67,975,884.29
10)	Adjustment to compute total obligated to recipients	-\$787,395.45
11)	Total obligated to recipients (sum of lines 9 and 10)	\$67,188,488.84
12)	Set aside for State Administration	\$1,526,472.66
13)	Adjustment to compute total set aside for State Administration	\$0.00
14)	Total set aside for State Administration (sum of lines 12 and 13)	\$1,526,472.66
15)	Set aside for Technical Assistance	\$614,946.00
16)	Adjustment to compute total set aside for Technical Assistance	\$0.00
17)	Total set aside for Technical Assistance (sum of lines 15 and 16)	\$614,946.00
18)	State funds set aside for State Administration match	\$1,780,273.00
19)	Program Income	
20)	Returned to the state and redistributed	
20 a)	Section 108 program income expended for the Section 108 repayment	
21)	Adjustment to compute total redistributed	\$0.00
22)	Total redistributed (sum of lines 20 and 21)	\$0.00
23)	Returned to the state and not yet redistributed	\$0.00
23 a)	Section 108 program income not yet disbursed	\$0.00
24)	Adjustment to compute total not yet redistributed	\$0.00
25)	Total not yet redistributed (sum of lines 23 and 24)	\$0.00
26)	Retained by recipients	\$1,975,435.62
27)	Adjustment to compute total retained	\$0.00
28)	Total retained (sum of lines 26 and 27)	\$1,975,435.62

**C. Expenditures of State CDBG Resources**

29)	Drawn for State Administration	\$1,526,472.66
30)	Adjustment to amount drawn for State Administration	\$0.00
31)	Total drawn for State Administration	\$1,526,472.66
32)	Drawn for Technical Assistance	\$614,946.00
33)	Adjustment to amount drawn for Technical Assistance	\$0.00
34)	Total drawn for Technical Assistance	\$614,946.00
35)	Drawn for Section 108 Repayments	\$0.00
36)	Adjustment to amount drawn for Section 108 Repayments	\$0.00
37)	Total drawn for Section 108 Repayments	\$0.00
38)	Drawn for all other activities	\$67,809,901.25
39)	Adjustment to amount drawn for all other activities	(\$1,014,023.17)
40)	Total drawn for all other activities	\$66,795,878.08

**D. Compliance with Public Service (PS) Cap**

41)	Disbursed in IDIS for PS	\$1,335,246.43
42)	Adjustment to compute total disbursed for PS	\$0.00
43)	Total disbursed for PS (sum of lines 41 and 42)	\$1,335,246.43
44)	Amount subject to PS cap	
45)	State Allocation (line 1)	\$61,494,579.00
46)	Program Income Received (line 5)	\$1,975,435.62
47)	Adjustment to compute total subject to PS cap	\$0.00
48)	Total subject to PS cap (sum of lines 45-47)	\$63,470,014.62
49)	Percent of funds disbursed to date for PS (line 43 / line 48)	2.10%

**E. Compliance with Planning and Administration (P/A) Cap**

50)	Disbursed in IDIS for P/A from all fund types - Combined	\$7,576,741.64
51)	Adjustment to compute total disbursed for P/A	\$0.00
52)	Total disbursed for P/A (sum of lines 50 and 51)	\$7,576,741.64
53)	Amount subject to Combined Expenditure P/A cap	
54)	State Allocation (line 1)	\$61,494,579.00
55)	Program Income Received (line 5)	\$1,975,435.62
56)	Adjustment to compute total subject to P/A cap	\$0.00
57)	Total subject to P/A cap (sum of lines 54-56)	\$63,470,014.62
58)	Percent of funds disbursed to date for P/A (line 52 / line 57) Combined Cap	11.94%
59)	Disbursed in IDIS for P/A from Annual Grant Only	\$7,491,500.37
60)	Amount subject the Annual Grant P/A cap	
61)	State Allocation	\$61,494,579.00
62)	Percent of funds disbursed to date for P/A (line 59 / line 61) Annual Grant Cap	12.18%

**Part II: Compliance with Overall Low and Moderate Income Benefit**

63) Period specified for benefit: grant years 2012 — 2014

64) Final PER for compliance with the overall benefit test: [ **No** ]

	Grant Year	2012	2013	2014	Total
65)	Benefit LMI persons and households (1)	55,597,101.82	57,803,939.29	60,131,675.84	173,532,716.95
66)	Benefit LMI, 108 activities	0.00	0.00	0.00	0.00
67)	Benefit LMI, other adjustments	0.00	0.00	0.00	0.00
68)	Total, Benefit LMI (sum of lines 65-67)	55,597,101.82	57,803,939.29	60,131,675.84	173,532,716.95
69)	Prevent/Eliminate Slum/Blight	793,273.44	451,201.89	828,526.95	2,073,002.28
70)	Prevent Slum/Blight, 108 activities	0.00	0.00	0.00	0.00
71)	Total, Prevent Slum/Blight (sum of lines 69 and 70)	793,273.44	451,201.89	828,526.95	2,073,002.28
72)	Meet Urgent Community Development Needs	1,409,834.02	1,203,688.59	802,171.86	3,415,694.47
73)	Meet Urgent Needs, 108 activities	0.00	0.00	0.00	0.00
74)	Total, Meet Urgent Needs (sum of lines 72 and 73)	1,409,834.02	1,203,688.59	802,171.86	3,415,694.47
75)	Acquisition, New Construction, Rehab/Special	0.00	18,395.36	364.00	18,759.36
76)	Total disbursements subject to overall LMI benefit	57,800,209.28	59,477,225.13	61,762,738.65	179,040,173.06
77)	Low and moderate income benefit (line 68 / line 76)	0.96	0.97	0.97	0.97
78)	Other Disbursements	1.00	1.00	1.00	3.00
79)	State Administration	1,716,613.15	1,626,479.80	1,526,472.66	4,869,565.61
80)	Technical Assistance	282,920.85	440,550.00	614,946.00	1,338,416.85
81)	Local Administration	5,019,820.82	4,926,172.99	5,369,824.52	15,315,818.33
82)	Section 108 repayments	0.00	0.00	0.00	0.00

U.S. Department of Housing and Urban Development  
Office of Community Planning and Development  
Integrated Disbursement and Information System  
State of Texas  
Performance and Evaluation Report  
For Grant Year 2013  
As of 09/13/2021  
Grant Number B13DC480001

**Part I: Financial Status****A. Sources of State CDBG Funds**

1)	State Allocation	\$62,566,661.00
2)	Program Income	
3)	Program income received in IDIS	\$3,001,030.03
3 a)	Program income received from Section 108 Projects (for SI type)	\$0.00
4)	Adjustment to compute total program income	\$0.00
5)	Total program income (sum of lines 3 and 4)	\$3,001,030.03
6)	Section 108 Loan Funds	\$0.00
7)	Total State CDBG Resources (sum of lines 1,5 and 6)	\$65,567,691.03

**B. State CDBG Resources by Use**

8)	State Allocation	
9)	Obligated to recipients	\$63,739,193.42
10)	Adjustment to compute total obligated to recipients	-\$238,532.19
11)	Total obligated to recipients (sum of lines 9 and 10)	\$63,500,661.23
12)	Set aside for State Administration	\$1,626,479.80
13)	Adjustment to compute total set aside for State Administration	\$0.00
14)	Total set aside for State Administration (sum of lines 12 and 13)	\$1,626,479.80
15)	Set aside for Technical Assistance	\$440,550.00
16)	Adjustment to compute total set aside for Technical Assistance	\$0.00
17)	Total set aside for Technical Assistance (sum of lines 15 and 16)	\$440,550.00
18)	State funds set aside for State Administration match	\$1,790,615.00
19)	Program Income	
20)	Returned to the state and redistributed	
20 a)	Section 108 program income expended for the Section 108 repayment	
21)	Adjustment to compute total redistributed	\$0.00
22)	Total redistributed (sum of lines 20 and 21)	\$0.00
23)	Returned to the state and not yet redistributed	\$0.00
23 a)	Section 108 program income not yet disbursed	\$0.00
24)	Adjustment to compute total not yet redistributed	\$0.00
25)	Total not yet redistributed (sum of lines 23 and 24)	\$0.00
26)	Retained by recipients	\$3,001,030.03
27)	Adjustment to compute total retained	\$0.00
28)	Total retained (sum of lines 26 and 27)	\$3,001,030.03

**C. Expenditures of State CDBG Resources**

29)	Drawn for State Administration	\$1,626,479.80
30)	Adjustment to amount drawn for State Administration	\$1,536,450.00
31)	Total drawn for State Administration	\$3,162,929.80
32)	Drawn for Technical Assistance	\$440,550.00
33)	Adjustment to amount drawn for Technical Assistance	\$440,550.00
34)	Total drawn for Technical Assistance	\$881,100.00
	<b>Alert: Total TA draws exceed TA set aside on line 17</b>	
35)	Drawn for Section 108 Repayments	\$0.00
36)	Adjustment to amount drawn for Section 108 Repayments	\$0.00
37)	Total drawn for Section 108 Repayments	\$0.00
38)	Drawn for all other activities	\$64,682,994.49
39)	Adjustment to amount drawn for all other activities	(\$1,182,333.26)
40)	Total drawn for all other activities	\$63,500,661.23

**D. Compliance with Public Service (PS) Cap**

41)	Disbursed in IDIS for PS	\$390,110.62
42)	Adjustment to compute total disbursed for PS	\$0.00
43)	Total disbursed for PS (sum of lines 41 and 42)	\$390,110.62
44)	Amount subject to PS cap	
45)	State Allocation (line 1)	\$62,566,661.00
46)	Program Income Received (line 5)	\$3,001,030.03
47)	Adjustment to compute total subject to PS cap	\$0.00
48)	Total subject to PS cap (sum of lines 45-47)	\$65,567,691.03

49) Percent of funds disbursed to date for PS (line 43 / line 48) 0.59%

**E. Compliance with Planning and Administration (P/A) Cap**

50)	Disbursed in IDIS for P/A from all fund types - Combined	\$7,278,499.79
51)	Adjustment to compute total disbursed for P/A	\$0.00
52)	Total disbursed for P/A (sum of lines 50 and 51)	\$7,278,499.79
53)	Amount subject to Combined Expenditure P/A cap	
54)	State Allocation (line 1)	\$62,566,661.00
55)	Program Income Received (line 5)	\$3,001,030.03
56)	Adjustment to compute total subject to P/A cap	\$0.00
57)	Total subject to P/A cap (sum of lines 54-56)	\$65,567,691.03
58)	Percent of funds disbursed to date for P/A (line 52 / line 57) Combined Cap	11.10%
59)	Disbursed in IDIS for P/A from Annual Grant Only	\$7,114,355.78
60)	Amount subject the Annual Grant P/A cap	
61)	State Allocation	\$62,566,661.00
62)	Percent of funds disbursed to date for P/A (line 59 / line 61) Annual Grant Cap	11.37%

**Part II: Compliance with Overall Low and Moderate Income Benefit**

63) Period specified for benefit: grant years 2012 — 2014

64) Final PER for compliance with the overall benefit test: [ **No** ]

	Grant Year	2012	2013	2014	Total
65)	Benefit LMI persons and households (1)	55,597,101.82	57,803,939.29	60,131,675.84	173,532,716.95
66)	Benefit LMI, 108 activities	0.00	0.00	0.00	0.00
67)	Benefit LMI, other adjustments	0.00	0.00	0.00	0.00
68)	Total, Benefit LMI (sum of lines 65-67)	55,597,101.82	57,803,939.29	60,131,675.84	173,532,716.95
69)	Prevent/Eliminate Slum/Blight	793,273.44	451,201.89	828,526.95	2,073,002.28
70)	Prevent Slum/Blight, 108 activities	0.00	0.00	0.00	0.00
71)	Total, Prevent Slum/Blight (sum of lines 69 and 70)	793,273.44	451,201.89	828,526.95	2,073,002.28
72)	Meet Urgent Community Development Needs	1,409,834.02	1,203,688.59	802,171.86	3,415,694.47
73)	Meet Urgent Needs, 108 activities	0.00	0.00	0.00	0.00
74)	Total, Meet Urgent Needs (sum of lines 72 and 73)	1,409,834.02	1,203,688.59	802,171.86	3,415,694.47
75)	Acquisition, New Construction, Rehab/Special	0.00	18,395.36	364.00	18,759.36
76)	Total disbursements subject to overall LMI benefit	57,800,209.28	59,477,225.13	61,762,738.65	179,040,173.06
77)	Low and moderate income benefit (line 68 / line 70)	0.96	0.97	0.97	0.97
78)	Other Disbursements	1.00	1.00	1.00	3.00
79)	State Administration	1,716,613.15	1,626,479.80	1,526,472.66	4,869,565.61
80)	Technical Assistance	282,920.85	440,550.00	614,946.00	1,338,416.85
81)	Local Administration	5,019,820.82	4,926,172.99	5,369,824.52	15,315,818.33
82)	Section 108 repayments	0.00	0.00	0.00	0.00

U.S. Department of Housing and Urban Development  
Office of Community Planning and Development  
Integrated Disbursement and Information System  
State of Texas  
Performance and Evaluation Report  
For Grant Year 2012  
As of 09/13/2021  
Grant Number B12DC480001

**Part I: Financial Status****A. Sources of State CDBG Funds**

1)	State Allocation	\$59,537,991.00
2)	Program Income	
3)	Program income received in IDIS	\$3,779,851.42
3 a)	Program income received from Section 108 Projects (for SI type)	\$0.00
4)	Adjustment to compute total program income	\$0.00
5)	Total program income (sum of lines 3 and 4)	\$3,779,851.42
6)	Section 108 Loan Funds	\$0.00
7)	Total State CDBG Resources (sum of lines 1,5 and 6)	\$63,317,842.42

**B. State CDBG Resources by Use**

8)	State Allocation	
9)	Obligated to recipients	\$61,070,047.29
10)	Adjustment to compute total obligated to recipients	\$248,261.13
11)	Total obligated to recipients (sum of lines 9 and 10)	\$61,318,308.42
12)	Set aside for State Administration	\$1,716,613.15
13)	Adjustment to compute total set aside for State Administration	\$0.00
14)	Total set aside for State Administration (sum of lines 12 and 13)	\$1,716,613.15
15)	Set aside for Technical Assistance	\$282,920.85
16)	Adjustment to compute total set aside for Technical Assistance	\$0.00
17)	Total set aside for Technical Assistance (sum of lines 15 and 16)	\$282,920.85
18)	State funds set aside for State Administration match	\$1,641,397.00
19)	Program Income	
20)	Returned to the state and redistributed	
20 a)	Section 108 program income expended for the Section 108 repayment	
21)	Adjustment to compute total redistributed	\$0.00
22)	Total redistributed (sum of lines 20 and 21)	\$0.00
23)	Returned to the state and not yet redistributed	\$0.00
23 a)	Section 108 program income not yet disbursed	\$0.00
24)	Adjustment to compute total not yet redistributed	\$0.00
25)	Total not yet redistributed (sum of lines 23 and 24)	\$0.00
26)	Retained by recipients	\$3,779,851.42
27)	Adjustment to compute total retained	\$0.00
28)	Total retained (sum of lines 26 and 27)	\$3,779,851.42

**C. Expenditures of State CDBG Resources**

29)	Drawn for State Administration	\$1,716,613.15
30)	Adjustment to amount drawn for State Administration	\$0.00
31)	Total drawn for State Administration	\$1,716,613.15
32)	Drawn for Technical Assistance	\$282,920.85
33)	Adjustment to amount drawn for Technical Assistance	\$0.00
34)	Total drawn for Technical Assistance	\$282,920.85
35)	Drawn for Section 108 Repayments	\$0.00
36)	Adjustment to amount drawn for Section 108 Repayments	\$0.00
37)	Total drawn for Section 108 Repayments	\$0.00
38)	Drawn for all other activities	\$62,840,563.87
39)	Adjustment to amount drawn for all other activities	(\$1,522,255.45)
40)	Total drawn for all other activities	\$61,318,308.42

**D. Compliance with Public Service (PS) Cap**

41)	Disbursed in IDIS for PS	\$27,054.26
42)	Adjustment to compute total disbursed for PS	\$0.00
43)	Total disbursed for PS (sum of lines 41 and 42)	\$27,054.26
44)	Amount subject to PS cap	
45)	State Allocation (line 1)	\$59,537,991.00
46)	Program Income Received (line 5)	\$3,779,851.42
47)	Adjustment to compute total subject to PS cap	\$0.00
48)	Total subject to PS cap (sum of lines 45-47)	\$63,317,842.42
49)	Percent of funds disbursed to date for PS (line 43 / line 48)	0.04%

**E. Compliance with Planning and Administration (P/A) Cap**

50)	Disbursed in IDIS for P/A from all fund types - Combined	\$7,363,034.16
51)	Adjustment to compute total disbursed for P/A	\$0.00
52)	Total disbursed for P/A (sum of lines 50 and 51)	\$7,363,034.16
53)	Amount subject to Combined Expenditure P/A cap	
54)	State Allocation (line 1)	\$59,537,991.00
55)	Program Income Received (line 5)	\$3,779,851.42
56)	Adjustment to compute total subject to P/A cap	\$0.00
57)	Total subject to P/A cap (sum of lines 54-56)	\$63,317,842.42
58)	Percent of funds disbursed to date for P/A (line 52 / line 57) Combined Cap	11.63%
59)	Disbursed in IDIS for P/A from Annual Grant Only	\$7,017,718.68
60)	Amount subject the Annual Grant P/A cap	
61)	State Allocation	\$59,537,991.00
62)	Percent of funds disbursed to date for P/A (line 59 / line 61) Annual Grant Cap	11.79%

**Part II: Compliance with Overall Low and Moderate Income Benefit**63) Period specified for benefit: grant years 2012 — 201464) Final PER for compliance with the overall benefit test: [ **No** ]

	Grant Year	2012	2013	2014	Total
65)	Benefit LMI persons and households (1)	55,597,101.82	57,803,939.29	60,131,675.84	173,532,716.95
66)	Benefit LMI, 108 activities	0.00	0.00	0.00	0.00
67)	Benefit LMI, other adjustments	0.00	0.00	0.00	0.00
68)	Total, Benefit LMI (sum of lines 65-67)	55,597,101.82	57,803,939.29	60,131,675.84	173,532,716.95
69)	Prevent/Eliminate Slum/Blight	793,273.44	451,201.89	828,526.95	2,073,002.28
70)	Prevent Slum/Blight, 108 activities	0.00	0.00	0.00	0.00
71)	Total, Prevent Slum/Blight (sum of lines 69 and 70)	793,273.44	451,201.89	828,526.95	2,073,002.28
72)	Meet Urgent Community Development Needs	1,409,834.02	1,203,688.59	802,171.86	3,415,694.47
73)	Meet Urgent Needs, 108 activities	0.00	0.00	0.00	0.00
74)	Total, Meet Urgent Needs (sum of lines 72 and 73)	1,409,834.02	1,203,688.59	802,171.86	3,415,694.47
75)	Acquisition, New Construction, Rehab/Special	0.00	18,395.36	364.00	18,759.36
76)	Total disbursements subject to overall LMI benefit	57,800,209.28	59,477,225.13	61,762,738.65	179,040,173.06
77)	Low and moderate income benefit (line 68 / line 76)	0.96	0.97	0.97	0.97
78)	Other Disbursements	1.00	1.00	1.00	3.00
79)	State Administration	1,716,613.15	1,626,479.80	1,526,472.66	4,869,565.61
80)	Technical Assistance	282,920.85	440,550.00	614,946.00	1,338,416.85
81)	Local Administration	5,019,820.82	4,926,172.99	5,369,824.52	15,315,818.33
82)	Section 108 repayments	0.00	0.00	0.00	0.00

U.S. Department of Housing and Urban Development  
Office of Community Planning and Development  
Integrated Disbursement and Information System  
State of Texas  
Performance and Evaluation Report  
For Grant Year 2011  
As of 09/13/2021  
Grant Number B11DC480001

**Part I: Financial Status****A. Sources of State CDBG Funds**

1)	State Allocation	\$66,604,562.00
2)	Program Income	
3)	Program income received in IDIS	\$2,392,923.45
3 a)	Program income received from Section 108 Projects (for SI type)	\$0.00
4)	Adjustment to compute total program income	\$0.00
5)	Total program income (sum of lines 3 and 4)	\$2,392,923.45
6)	Section 108 Loan Funds	\$0.00
7)	Total State CDBG Resources (sum of lines 1,5 and 6)	\$68,997,485.45

**B. State CDBG Resources by Use**

8)	State Allocation	
9)	Obligated to recipients	\$63,960,134.25
10)	Adjustment to compute total obligated to recipients	\$2,867,811.03
11)	Total obligated to recipients (sum of lines 9 and 10)	\$66,827,945.28
12)	Set aside for State Administration	\$1,837,864.00
13)	Adjustment to compute total set aside for State Administration	\$0.00
14)	Total set aside for State Administration (sum of lines 12 and 13)	\$1,837,864.00
15)	Set aside for Technical Assistance	\$332,072.00
16)	Adjustment to compute total set aside for Technical Assistance	\$0.00
17)	Total set aside for Technical Assistance (sum of lines 15 and 16)	\$332,072.00
18)	State funds set aside for State Administration match	\$1,777,427.00
19)	Program Income	
20)	Returned to the state and redistributed	
20 a)	Section 108 program income expended for the Section 108 repayment	
21)	Adjustment to compute total redistributed	\$0.00
22)	Total redistributed (sum of lines 20 and 21)	\$0.00
23)	Returned to the state and not yet redistributed	\$0.00
23 a)	Section 108 program income not yet disbursed	\$0.00
24)	Adjustment to compute total not yet redistributed	\$0.00
25)	Total not yet redistributed (sum of lines 23 and 24)	\$0.00
26)	Retained by recipients	\$2,392,923.45
27)	Adjustment to compute total retained	\$0.00
28)	Total retained (sum of lines 26 and 27)	\$2,392,923.45

**C. Expenditures of State CDBG Resources**

29)	Drawn for State Administration	\$1,837,864.00
30)	Adjustment to amount drawn for State Administration	\$0.00
31)	Total drawn for State Administration	\$1,837,864.00
32)	Drawn for Technical Assistance	\$332,072.00
33)	Adjustment to amount drawn for Technical Assistance	\$0.00
34)	Total drawn for Technical Assistance	\$332,072.00
35)	Drawn for Section 108 Repayments	\$0.00
36)	Adjustment to amount drawn for Section 108 Repayments	\$0.00
37)	Total drawn for Section 108 Repayments	\$0.00
38)	Drawn for all other activities	\$64,159,889.08
39)	Adjustment to amount drawn for all other activities	\$2,668,056.20
40)	Total drawn for all other activities	\$66,827,945.28

**D. Compliance with Public Service (PS) Cap**

41)	Disbursed in IDIS for PS	\$292,557.10
42)	Adjustment to compute total disbursed for PS	\$0.00
43)	Total disbursed for PS (sum of lines 41 and 42)	\$292,557.10
44)	Amount subject to PS cap	
45)	State Allocation (line 1)	\$66,604,562.00
46)	Program Income Received (line 5)	\$2,392,923.45
47)	Adjustment to compute total subject to PS cap	\$0.00
48)	Total subject to PS cap (sum of lines 45-47)	\$68,997,485.45
49)	Percent of funds disbursed to date for PS (line 43 / line 48)	0.42%



**E. Compliance with Planning and Administration (P/A) Cap**

50)	Disbursed in IDIS for P/A from all fund types - Combined	\$7,792,047.93
51)	Adjustment to compute total disbursed for P/A	\$0.00
52)	Total disbursed for P/A (sum of lines 50 and 51)	\$7,792,047.93
53)	Amount subject to Combined Expenditure P/A cap	
54)	State Allocation (line 1)	\$66,604,562.00
55)	Program Income Received (line 5)	\$2,392,923.45
56)	Adjustment to compute total subject to P/A cap	\$0.00
57)	Total subject to P/A cap (sum of lines 54-56)	\$68,997,485.45
58)	Percent of funds disbursed to date for P/A (line 52 / line 57) Combined Cap	11.29%
59)	Disbursed in IDIS for P/A from Annual Grant Only	\$7,700,083.88
60)	Amount subject the Annual Grant P/A cap	
61)	State Allocation	\$66,604,562.00
62)	Percent of funds disbursed to date for P/A (line 59 / line 61) Annual Grant Cap	11.56%

**Part II: Compliance with Overall Low and Moderate Income Benefit**

63) Period specified for benefit: grant years 2009 — 2011

64) Final PER for compliance with the overall benefit test: [ **No** ]

	Grant Year	2009	2010	2011	Total
65)	Benefit LMI persons and households (1)	60,920,245.95	67,981,968.23	54,803,077.41	183,705,291.59
66)	Benefit LMI, 108 activities	0.00	0.00	0.00	0.00
67)	Benefit LMI, other adjustments	0.00	0.00	0.00	0.00
68)	Total, Benefit LMI (sum of lines 65-67)	60,920,245.95	67,981,968.23	54,803,077.41	183,705,291.59
69)	Prevent/Eliminate Slum/Blight	949,510.64	400,367.00	710,678.75	2,060,556.39
70)	Prevent Slum/Blight, 108 activities	0.00	0.00	0.00	0.00
71)	Total, Prevent Slum/Blight (sum of lines 69 and 70)	949,510.64	400,367.00	710,678.75	2,060,556.39
72)	Meet Urgent Community Development Needs	4,755,250.48	3,598,450.80	3,344,490.18	11,698,191.46
73)	Meet Urgent Needs, 108 activities	0.00	0.00	0.00	0.00
74)	Total, Meet Urgent Needs (sum of lines 72 and 73)	4,755,250.48	3,598,450.80	3,344,490.18	11,698,191.46
75)	Acquisition, New Construction, Rehab/Special	9,690.57	0.00	0.00	9,690.57
76)	Total disbursements subject to overall LMI benefit	66,634,697.64	71,980,786.03	58,858,246.34	197,473,730.01
77)	Low and moderate income benefit (line 68 / line 76)	0.91	0.94	0.93	0.93
78)	Other Disbursements	1.00	1.00	1.00	3.00
79)	State Administration	1,263,622.00	1,702,775.00	1,837,864.00	4,804,261.00
80)	Technical Assistance	1,065,191.00	829,551.00	332,072.00	2,226,814.00
81)	Local Administration	5,973,551.87	6,178,216.43	5,109,085.64	17,260,853.94
82)	Section 108 repayments	0.00	0.00	0.00	0.00

U.S. Department of Housing and Urban Development  
Office of Community Planning and Development  
Integrated Disbursement and Information System  
State of Texas  
Performance and Evaluation Report  
For Grant Year 2010  
As of 09/13/2021  
Grant Number B10DC480001

**Part I: Financial Status****A. Sources of State CDBG Funds**

1)	State Allocation	\$79,264,729.00
2)	Program Income	
3)	Program income received in IDIS	\$2,358,427.70
3 a)	Program income received from Section 108 Projects (for SI type)	\$0.00
4)	Adjustment to compute total program income	-\$395.83
5)	Total program income (sum of lines 3 and 4)	\$2,358,031.87
6)	Section 108 Loan Funds	\$0.00
7)	Total State CDBG Resources (sum of lines 1,5 and 6)	\$81,622,760.87

**B. State CDBG Resources by Use**

8)	State Allocation	
9)	Obligated to recipients	\$78,880,871.54
10)	Adjustment to compute total obligated to recipients	\$209,563.33
11)	Total obligated to recipients (sum of lines 9 and 10)	\$79,090,434.87
12)	Set aside for State Administration	\$1,702,775.00
13)	Adjustment to compute total set aside for State Administration	\$0.00
14)	Total set aside for State Administration (sum of lines 12 and 13)	\$1,702,775.00
15)	Set aside for Technical Assistance	\$829,551.00
16)	Adjustment to compute total set aside for Technical Assistance	\$0.00
17)	Total set aside for Technical Assistance (sum of lines 15 and 16)	\$829,551.00
18)	State funds set aside for State Administration match	\$1,803,803.00
19)	Program Income	
20)	Returned to the state and redistributed	
20 a)	Section 108 program income expended for the Section 108 repayment	
21)	Adjustment to compute total redistributed	\$0.00
22)	Total redistributed (sum of lines 20 and 21)	\$0.00
23)	Returned to the state and not yet redistributed	\$0.00
23 a)	Section 108 program income not yet disbursed	\$0.00
24)	Adjustment to compute total not yet redistributed	\$0.00
25)	Total not yet redistributed (sum of lines 23 and 24)	\$0.00
26)	Retained by recipients	\$2,358,427.70
27)	Adjustment to compute total retained	\$0.00
28)	Total retained (sum of lines 26 and 27)	\$2,358,427.70

**C. Expenditures of State CDBG Resources**

29)	Drawn for State Administration	\$1,702,775.00
30)	Adjustment to amount drawn for State Administration	\$0.00
31)	Total drawn for State Administration	\$1,702,775.00
32)	Drawn for Technical Assistance	\$829,551.00
33)	Adjustment to amount drawn for Technical Assistance	\$0.00
34)	Total drawn for Technical Assistance	\$829,551.00
35)	Drawn for Section 108 Repayments	\$0.00
36)	Adjustment to amount drawn for Section 108 Repayments	\$0.00
37)	Total drawn for Section 108 Repayments	\$0.00
38)	Drawn for all other activities	\$78,706,877.41
39)	Adjustment to amount drawn for all other activities	\$383,557.46
40)	Total drawn for all other activities	\$79,090,434.87

**D. Compliance with Public Service (PS) Cap**

41)	Disbursed in IDIS for PS	\$608,845.63
42)	Adjustment to compute total disbursed for PS	\$0.00
43)	Total disbursed for PS (sum of lines 41 and 42)	\$608,845.63
44)	Amount subject to PS cap	
45)	State Allocation (line 1)	\$79,264,729.00
46)	Program Income Received (line 5)	\$2,358,031.87
47)	Adjustment to compute total subject to PS cap	-\$395.83
48)	Total subject to PS cap (sum of lines 45-47)	\$81,622,365.04
49)	Percent of funds disbursed to date for PS (line 43 / line 48)	0.75%

**E. Compliance with Planning and Administration (P/A) Cap**

50)	Disbursed in IDIS for P/A from all fund types - Combined	\$8,579,218.26
51)	Adjustment to compute total disbursed for P/A	\$0.00
52)	Total disbursed for P/A (sum of lines 50 and 51)	\$8,579,218.26
53)	Amount subject to Combined Expenditure P/A cap	
54)	State Allocation (line 1)	\$79,264,729.00
55)	Program Income Received (line 5)	\$2,358,031.87
56)	Adjustment to compute total subject to P/A cap	-\$395.83
57)	Total subject to P/A cap (sum of lines 54-56)	\$81,622,365.04
58)	Percent of funds disbursed to date for P/A (line 52 / line 57) Combined Cap	10.51%
59)	Disbursed in IDIS for P/A from Annual Grant Only	\$8,519,967.50
60)	Amount subject the Annual Grant P/A cap	
61)	State Allocation	\$79,264,729.00
62)	Percent of funds disbursed to date for P/A (line 59 / line 61) Annual Grant Cap	10.75%

**Part II: Compliance with Overall Low and Moderate Income Benefit**

63) Period specified for benefit: grant years 2009 — 2011

64) Final PER for compliance with the overall benefit test: [ **No** ]

	Grant Year	2009	2010	2011	Total
65)	Benefit LMI persons and households (1)	60,920,245.95	67,981,968.23	54,803,077.41	183,705,291.59
66)	Benefit LMI, 108 activities	0.00	0.00	0.00	0.00
67)	Benefit LMI, other adjustments	0.00	0.00	0.00	0.00
68)	Total, Benefit LMI (sum of lines 65-67)	60,920,245.95	67,981,968.23	54,803,077.41	183,705,291.59
69)	Prevent/Eliminate Slum/Blight	949,510.64	400,367.00	710,678.75	2,060,556.39
70)	Prevent Slum/Blight, 108 activities	0.00	0.00	0.00	0.00
71)	Total, Prevent Slum/Blight (sum of lines 69 and 70)	949,510.64	400,367.00	710,678.75	2,060,556.39
72)	Meet Urgent Community Development Needs	4,755,250.48	3,598,450.80	3,344,490.18	11,698,191.46
73)	Meet Urgent Needs, 108 activities	0.00	0.00	0.00	0.00
74)	Total, Meet Urgent Needs (sum of lines 72 and 73)	4,755,250.48	3,598,450.80	3,344,490.18	11,698,191.46
75)	Acquisition, New Construction, Rehab/Special	9,690.57	0.00	0.00	9,690.57
76)	Total disbursements subject to overall LMI benefit	66,634,697.64	71,980,786.03	58,858,246.34	197,473,730.01
77)	Low and moderate income benefit (line 68 / line 76)	0.91	0.94	0.93	0.93
78)	Other Disbursements	1.00	1.00	1.00	3.00
79)	State Administration	1,263,622.00	1,702,775.00	1,837,864.00	4,804,261.00
80)	Technical Assistance	1,065,191.00	829,551.00	332,072.00	2,226,814.00
81)	Local Administration	5,973,551.87	6,178,216.43	5,109,085.64	17,260,853.94
82)	Section 108 repayments	0.00	0.00	0.00	0.00

U.S. Department of Housing and Urban Development  
Office of Community Planning and Development  
Integrated Disbursement and Information System  
State of Texas  
Performance and Evaluation Report  
For Grant Year 2009  
As of 09/13/2021  
Grant Number B09DC480001

**Part I: Financial Status****A. Sources of State CDBG Funds**

1)	State Allocation	\$73,017,739.00
2)	Program Income	
3)	Program income received in IDIS	\$1,914,085.56
3 a)	Program income received from Section 108 Projects (for SI type)	\$0.00
4)	Adjustment to compute total program income	\$0.00
5)	Total program income (sum of lines 3 and 4)	\$1,914,085.56
6)	Section 108 Loan Funds	\$0.00
7)	Total State CDBG Resources (sum of lines 1,5 and 6)	\$74,931,824.56

**B. State CDBG Resources by Use**

8)	State Allocation	
9)	Obligated to recipients	\$73,029,168.10
10)	Adjustment to compute total obligated to recipients	-\$449,784.99
11)	Total obligated to recipients (sum of lines 9 and 10)	\$72,579,383.11
12)	Set aside for State Administration	\$1,263,622.00
13)	Adjustment to compute total set aside for State Administration	\$0.00
14)	Total set aside for State Administration (sum of lines 12 and 13)	\$1,263,622.00
15)	Set aside for Technical Assistance	\$1,065,191.00
16)	Adjustment to compute total set aside for Technical Assistance	\$0.00
17)	Total set aside for Technical Assistance (sum of lines 15 and 16)	\$1,065,191.00
18)	State funds set aside for State Administration match	\$1,738,730.00
19)	Program Income	
20)	Returned to the state and redistributed	
20 a)	Section 108 program income expended for the Section 108 repayment	
21)	Adjustment to compute total redistributed	\$0.00
22)	Total redistributed (sum of lines 20 and 21)	\$0.00
23)	Returned to the state and not yet redistributed	\$0.00
23 a)	Section 108 program income not yet disbursed	\$0.00
24)	Adjustment to compute total not yet redistributed	\$0.00
25)	Total not yet redistributed (sum of lines 23 and 24)	\$0.00
26)	Retained by recipients	\$1,914,085.56
27)	Adjustment to compute total retained	\$0.00
28)	Total retained (sum of lines 26 and 27)	\$1,914,085.56

**C. Expenditures of State CDBG Resources**

29)	Drawn for State Administration	\$1,263,622.00
30)	Adjustment to amount drawn for State Administration	\$0.00
31)	Total drawn for State Administration	\$1,263,622.00
32)	Drawn for Technical Assistance	\$1,065,191.00
33)	Adjustment to amount drawn for Technical Assistance	\$0.00
34)	Total drawn for Technical Assistance	\$1,065,191.00
35)	Drawn for Section 108 Repayments	\$0.00
36)	Adjustment to amount drawn for Section 108 Repayments	\$0.00
37)	Total drawn for Section 108 Repayments	\$0.00
38)	Drawn for all other activities	\$72,614,140.66
39)	Adjustment to amount drawn for all other activities	(\$34,757.55)
40)	Total drawn for all other activities	\$72,579,383.11

**D. Compliance with Public Service (PS) Cap**

41)	Disbursed in IDIS for PS	\$410,579.30
42)	Adjustment to compute total disbursed for PS	\$0.00
43)	Total disbursed for PS (sum of lines 41 and 42)	\$410,579.30
44)	Amount subject to PS cap	
45)	State Allocation (line 1)	\$73,017,739.00
46)	Program Income Received (line 5)	\$1,914,085.56
47)	Adjustment to compute total subject to PS cap	\$0.00
48)	Total subject to PS cap (sum of lines 45-47)	\$74,931,824.56
49)	Percent of funds disbursed to date for PS (line 43 / line 48)	0.55%

**E. Compliance with Planning and Administration (P/A) Cap**

50)	Disbursed in IDIS for P/A from all fund types - Combined	\$7,978,740.52
51)	Adjustment to compute total disbursed for P/A	\$0.00
52)	Total disbursed for P/A (sum of lines 50 and 51)	\$7,978,740.52
53)	Amount subject to Combined Expenditure P/A cap	
54)	State Allocation (line 1)	\$73,017,739.00
55)	Program Income Received (line 5)	\$1,914,085.56
56)	Adjustment to compute total subject to P/A cap	\$0.00
57)	Total subject to P/A cap (sum of lines 54-56)	\$74,931,824.56
58)	Percent of funds disbursed to date for P/A (line 52 / line 57) Combined Cap	10.65%
59)	Disbursed in IDIS for P/A from Annual Grant Only	\$7,952,671.78
60)	Amount subject the Annual Grant P/A cap	
61)	State Allocation	\$73,017,739.00
62)	Percent of funds disbursed to date for P/A (line 59 / line 61) Annual Grant Cap	10.89%

**Part II: Compliance with Overall Low and Moderate Income Benefit**63) Period specified for benefit: grant years 2009 — 201164) Final PER for compliance with the overall benefit test: [ **No** ]

	Grant Year	2009	2010	2011	Total
65)	Benefit LMI persons and households (1)	60,920,245.95	67,981,968.23	54,803,077.41	183,705,291.59
66)	Benefit LMI, 108 activities	0.00	0.00	0.00	0.00
67)	Benefit LMI, other adjustments	0.00	0.00	0.00	0.00
68)	Total, Benefit LMI (sum of lines 65-67)	60,920,245.95	67,981,968.23	54,803,077.41	183,705,291.59
69)	Prevent/Eliminate Slum/Blight	949,510.64	400,367.00	710,678.75	2,060,556.39
70)	Prevent Slum/Blight, 108 activities	0.00	0.00	0.00	0.00
71)	Total, Prevent Slum/Blight (sum of lines 69 and 70)	949,510.64	400,367.00	710,678.75	2,060,556.39
72)	Meet Urgent Community Development Needs	4,755,250.48	3,598,450.80	3,344,490.18	11,698,191.46
73)	Meet Urgent Needs, 108 activities	0.00	0.00	0.00	0.00
74)	Total, Meet Urgent Needs (sum of lines 72 and 73)	4,755,250.48	3,598,450.80	3,344,490.18	11,698,191.46
75)	Acquisition, New Construction, Rehab/Special	9,690.57	0.00	0.00	9,690.57
76)	Total disbursements subject to overall LMI benefit	66,634,697.64	71,980,786.03	58,858,246.34	197,473,730.01
77)	Low and moderate income benefit (line 68 / line 76)	0.91	0.94	0.93	0.93
78)	Other Disbursements	1.00	1.00	1.00	3.00
79)	State Administration	1,263,622.00	1,702,775.00	1,837,864.00	4,804,261.00
80)	Technical Assistance	1,065,191.00	829,551.00	332,072.00	2,226,814.00
81)	Local Administration	5,973,551.87	6,178,216.43	5,109,085.64	17,260,853.94
82)	Section 108 repayments	0.00	0.00	0.00	0.00

U.S. Department of Housing and Urban Development  
Office of Community Planning and Development  
Integrated Disbursement and Information System  
State of Texas  
Performance and Evaluation Report  
For Grant Year 2008  
As of 09/13/2021  
Grant Number B08DC480001

**Part I: Financial Status****A. Sources of State CDBG Funds**

1)	State Allocation	\$71,779,088.00
2)	Program Income	
3)	Program income received in IDIS	\$2,508,861.47
3 a)	Program income received from Section 108 Projects (for SI type)	\$0.00
4)	Adjustment to compute total program income	\$0.00
5)	Total program income (sum of lines 3 and 4)	\$2,508,861.47
6)	Section 108 Loan Funds	\$0.00
7)	Total State CDBG Resources (sum of lines 1,5 and 6)	\$74,287,949.47

**B. State CDBG Resources by Use**

8)	State Allocation	
9)	Obligated to recipients	\$71,726,090.23
10)	Adjustment to compute total obligated to recipients	\$258,309.24
11)	Total obligated to recipients (sum of lines 9 and 10)	\$71,984,399.47
12)	Set aside for State Administration	\$1,585,759.00
13)	Adjustment to compute total set aside for State Administration	\$0.00
14)	Total set aside for State Administration (sum of lines 12 and 13)	\$1,585,759.00
15)	Set aside for Technical Assistance	\$717,791.00
16)	Adjustment to compute total set aside for Technical Assistance	\$0.00
17)	Total set aside for Technical Assistance (sum of lines 15 and 16)	\$717,791.00
18)	State funds set aside for State Administration match	\$1,738,730.00
19)	Program Income	
20)	Returned to the state and redistributed	
20 a)	Section 108 program income expended for the Section 108 repayment	
21)	Adjustment to compute total redistributed	\$0.00
22)	Total redistributed (sum of lines 20 and 21)	\$0.00
23)	Returned to the state and not yet redistributed	\$0.00
23 a)	Section 108 program income not yet disbursed	\$0.00
24)	Adjustment to compute total not yet redistributed	\$0.00
25)	Total not yet redistributed (sum of lines 23 and 24)	\$0.00
26)	Retained by recipients	\$2,508,861.47
27)	Adjustment to compute total retained	\$0.00
28)	Total retained (sum of lines 26 and 27)	\$2,508,861.47

**C. Expenditures of State CDBG Resources**

29)	Drawn for State Administration	\$1,585,759.00
30)	Adjustment to amount drawn for State Administration	\$0.00
31)	Total drawn for State Administration	\$1,585,759.00
32)	Drawn for Technical Assistance	\$717,791.00
33)	Adjustment to amount drawn for Technical Assistance	\$0.00
34)	Total drawn for Technical Assistance	\$717,791.00
35)	Drawn for Section 108 Repayments	\$0.00
36)	Adjustment to amount drawn for Section 108 Repayments	\$0.00
37)	Total drawn for Section 108 Repayments	\$0.00
38)	Drawn for all other activities	\$71,931,401.70
39)	Adjustment to amount drawn for all other activities	\$52,997.77
40)	Total drawn for all other activities	\$71,984,399.47

**D. Compliance with Public Service (PS) Cap**

41)	Disbursed in IDIS for PS	\$88,146.53
42)	Adjustment to compute total disbursed for PS	\$0.00
43)	Total disbursed for PS (sum of lines 41 and 42)	\$88,146.53
44)	Amount subject to PS cap	
45)	State Allocation (line 1)	\$71,779,088.00
46)	Program Income Received (line 5)	\$2,508,861.47
47)	Adjustment to compute total subject to PS cap	\$0.00
48)	Total subject to PS cap (sum of lines 45-47)	\$74,287,949.47
49)	Percent of funds disbursed to date for PS (line 43 / line 48)	0.12%

**E. Compliance with Planning and Administration (P/A) Cap**

50)	Disbursed in IDIS for P/A from all fund types - Combined	\$7,811,790.25
51)	Adjustment to compute total disbursed for P/A	\$0.00
52)	Total disbursed for P/A (sum of lines 50 and 51)	\$7,811,790.25
53)	Amount subject to Combined Expenditure P/A cap	
54)	State Allocation (line 1)	\$71,779,088.00
55)	Program Income Received (line 5)	\$2,508,861.47
56)	Adjustment to compute total subject to P/A cap	\$0.00
57)	Total subject to P/A cap (sum of lines 54-56)	\$74,287,949.47
58)	Percent of funds disbursed to date for P/A (line 52 / line 57) Combined Cap	10.52%
59)	Disbursed in IDIS for P/A from Annual Grant Only	\$7,780,906.32
60)	Amount subject the Annual Grant P/A cap	
61)	State Allocation	\$71,779,088.00
62)	Percent of funds disbursed to date for P/A (line 59 / line 61) Annual Grant Cap	10.84%

**Part II: Compliance with Overall Low and Moderate Income Benefit**

63) Period specified for benefit: grant years 2006 — 2008

64) Final PER for compliance with the overall benefit test: [ **Yes** ]

Grant Year	2006	2007	2008	Total
65) Benefit LMI persons and households (1)	67,449,845.13	62,635,471.85	60,825,606.92	190,910,923.90
66) Benefit LMI, 108 activities	0.00	0.00	0.00	0.00
67) Benefit LMI, other adjustments	0.00	0.00	0.00	0.00
68) Total, Benefit LMI (sum of lines 65-67)	67,449,845.13	62,635,471.85	60,825,606.92	190,910,923.90
69) Prevent/Eliminate Slum/Blight	1,500,642.60	1,225,831.80	1,004,687.97	3,731,162.37
70) Prevent Slum/Blight, 108 activities	0.00	0.00	0.00	0.00
71) Total, Prevent Slum/Blight (sum of lines 69 and 70)	1,500,642.60	1,225,831.80	1,004,687.97	3,731,162.37
72) Meet Urgent Community Development Needs	3,437,095.00	5,543,563.79	4,595,465.56	13,576,124.35
73) Meet Urgent Needs, 108 activities	0.00	0.00	0.00	0.00
74) Total, Meet Urgent Needs (sum of lines 72 and 73)	3,437,095.00	5,543,563.79	4,595,465.56	13,576,124.35
75) Acquisition, New Construction, Rehab/Special	20,322.44	44,491.00	28,252.30	93,065.74
76) Total disbursements subject to overall LMI benefit	72,407,905.17	69,449,358.44	66,454,012.75	208,311,276.36
77) Low and moderate income benefit (line 68 / line 76)	0.93	0.90	0.92	0.92
78) Other Disbursements	1.00	1.00	1.00	3.00
79) State Administration	0.00	1,627,130.00	1,585,759.00	3,212,889.00
80) Technical Assistance	732,975.00	736,117.00	717,791.00	2,186,883.00
81) Local Administration	2,386,836.49	5,329,575.94	5,505,641.25	13,222,053.68
82) Section 108 repayments	0.00	0.00	0.00	0.00

U.S. Department of Housing and Urban Development  
Office of Community Planning and Development  
Integrated Disbursement and Information System  
State of Texas  
Performance and Evaluation Report  
For Grant Year 2007  
As of 09/13/2021  
Grant Number B07DC480001

**Part I: Financial Status****A. Sources of State CDBG Funds**

1)	State Allocation	\$73,611,737.00
2)	Program Income	
3)	Program income received in IDIS	\$2,744,799.31
3 a)	Program income received from Section 108 Projects (for SI type)	\$0.00
4)	Adjustment to compute total program income	\$0.00
5)	Total program income (sum of lines 3 and 4)	\$2,744,799.31
6)	Section 108 Loan Funds	\$0.00
7)	Total State CDBG Resources (sum of lines 1,5 and 6)	\$76,356,536.31

**B. State CDBG Resources by Use**

8)	State Allocation	
9)	Obligated to recipients	\$74,352,891.07
10)	Adjustment to compute total obligated to recipients	-\$359,601.76
11)	Total obligated to recipients (sum of lines 9 and 10)	\$73,993,289.31
12)	Set aside for State Administration	\$1,627,130.00
13)	Adjustment to compute total set aside for State Administration	\$0.00
14)	Total set aside for State Administration (sum of lines 12 and 13)	\$1,627,130.00
15)	Set aside for Technical Assistance	\$736,117.00
16)	Adjustment to compute total set aside for Technical Assistance	\$0.00
17)	Total set aside for Technical Assistance (sum of lines 15 and 16)	\$736,117.00
18)	State funds set aside for State Administration match	\$1,687,266.00
19)	Program Income	
20)	Returned to the state and redistributed	
20 a)	Section 108 program income expended for the Section 108 repayment	
21)	Adjustment to compute total redistributed	\$0.00
22)	Total redistributed (sum of lines 20 and 21)	\$0.00
23)	Returned to the state and not yet redistributed	\$0.00
23 a)	Section 108 program income not yet disbursed	\$0.00
24)	Adjustment to compute total not yet redistributed	\$0.00
25)	Total not yet redistributed (sum of lines 23 and 24)	\$0.00
26)	Retained by recipients	\$2,744,799.31
27)	Adjustment to compute total retained	\$0.00
28)	Total retained (sum of lines 26 and 27)	\$2,744,799.31

**C. Expenditures of State CDBG Resources**

29)	Drawn for State Administration	\$1,627,130.00
30)	Adjustment to amount drawn for State Administration	\$0.00
31)	Total drawn for State Administration	\$1,627,130.00
32)	Drawn for Technical Assistance	\$736,117.00
33)	Adjustment to amount drawn for Technical Assistance	\$0.00
34)	Total drawn for Technical Assistance	\$736,117.00
35)	Drawn for Section 108 Repayments	\$0.00
36)	Adjustment to amount drawn for Section 108 Repayments	\$0.00
37)	Total drawn for Section 108 Repayments	\$0.00
38)	Drawn for all other activities	\$74,734,443.38
39)	Adjustment to amount drawn for all other activities	(\$741,154.07)
40)	Total drawn for all other activities	\$73,993,289.31

**D. Compliance with Public Service (PS) Cap**

41)	Disbursed in IDIS for PS	\$133,559.76
42)	Adjustment to compute total disbursed for PS	\$0.00
43)	Total disbursed for PS (sum of lines 41 and 42)	\$133,559.76
44)	Amount subject to PS cap	
45)	State Allocation (line 1)	\$73,611,737.00
46)	Program Income Received (line 5)	\$2,744,799.31
47)	Adjustment to compute total subject to PS cap	\$0.00
48)	Total subject to PS cap (sum of lines 45-47)	\$76,356,536.31
49)	Percent of funds disbursed to date for PS (line 43 / line 48)	0.17%



**E. Compliance with Planning and Administration (P/A) Cap**

50)	Disbursed in IDIS for P/A from all fund types - Combined	\$8,008,035.26
51)	Adjustment to compute total disbursed for P/A	\$0.00
52)	Total disbursed for P/A (sum of lines 50 and 51)	\$8,008,035.26
53)	Amount subject to Combined Expenditure P/A cap	
54)	State Allocation (line 1)	\$73,611,737.00
55)	Program Income Received (line 5)	\$2,744,799.31
56)	Adjustment to compute total subject to P/A cap	\$0.00
57)	Total subject to P/A cap (sum of lines 54-56)	\$76,356,536.31
58)	Percent of funds disbursed to date for P/A (line 52 / line 57) Combined Cap	10.49%
59)	Disbursed in IDIS for P/A from Annual Grant Only	\$7,889,549.12
60)	Amount subject the Annual Grant P/A cap	
61)	State Allocation	\$73,611,737.00
62)	Percent of funds disbursed to date for P/A (line 59 / line 61) Annual Grant Cap	10.72%

**Part II: Compliance with Overall Low and Moderate Income Benefit**

63) Period specified for benefit: grant years 2006 — 2008

64) Final PER for compliance with the overall benefit test: [ **Yes** ]

Grant Year	2006	2007	2008	Total
65) Benefit LMI persons and households (1)	67,449,845.13	62,635,471.85	60,825,606.92	190,910,923.90
66) Benefit LMI, 108 activities	0.00	0.00	0.00	0.00
67) Benefit LMI, other adjustments	0.00	0.00	0.00	0.00
68) Total, Benefit LMI (sum of lines 65-67)	67,449,845.13	62,635,471.85	60,825,606.92	190,910,923.90
69) Prevent/Eliminate Slum/Blight	1,500,642.60	1,225,831.80	1,004,687.97	3,731,162.37
70) Prevent Slum/Blight, 108 activities	0.00	0.00	0.00	0.00
71) Total, Prevent Slum/Blight (sum of lines 69 and 70)	1,500,642.60	1,225,831.80	1,004,687.97	3,731,162.37
72) Meet Urgent Community Development Needs	3,437,095.00	5,543,563.79	4,595,465.56	13,576,124.35
73) Meet Urgent Needs, 108 activities	0.00	0.00	0.00	0.00
74) Total, Meet Urgent Needs (sum of lines 72 and 73)	3,437,095.00	5,543,563.79	4,595,465.56	13,576,124.35
75) Acquisition, New Construction, Rehab/Special	20,322.44	44,491.00	28,252.30	93,065.74
76) Total disbursements subject to overall LMI benefit	72,407,905.17	69,449,358.44	66,454,012.75	208,311,276.36
77) Low and moderate income benefit (line 68 / line 76)	0.93	0.90	0.92	0.92
78) Other Disbursements	1.00	1.00	1.00	3.00
79) State Administration	0.00	1,627,130.00	1,585,759.00	3,212,889.00
80) Technical Assistance	732,975.00	736,117.00	717,791.00	2,186,883.00
81) Local Administration	2,386,836.49	5,329,575.94	5,505,641.25	13,222,053.68
82) Section 108 repayments	0.00	0.00	0.00	0.00

U.S. Department of Housing and Urban Development  
Office of Community Planning and Development  
Integrated Disbursement and Information System  
State of Texas  
Performance and Evaluation Report  
For Grant Year 2006  
As of 09/13/2021  
Grant Number B06DC480001

**Part I: Financial Status****A. Sources of State CDBG Funds**

1)	State Allocation	\$73,297,579.00
2)	Program Income	
3)	Program income received in IDIS	\$2,410,849.02
3 a)	Program income received from Section 108 Projects (for SI type)	\$0.00
4)	Adjustment to compute total program income	\$0.00
5)	Total program income (sum of lines 3 and 4)	\$2,410,849.02
6)	Section 108 Loan Funds	\$0.00
7)	Total State CDBG Resources (sum of lines 1,5 and 6)	\$75,708,428.02

**B. State CDBG Resources by Use**

8)	State Allocation	
9)	Obligated to recipients	\$73,096,545.20
10)	Adjustment to compute total obligated to recipients	\$264,739.82
11)	Total obligated to recipients (sum of lines 9 and 10)	\$73,361,285.02
12)	Set aside for State Administration	\$0.00
13)	Adjustment to compute total set aside for State Administration	\$1,614,168.00
14)	Total set aside for State Administration (sum of lines 12 and 13)	\$1,614,168.00
15)	Set aside for Technical Assistance	\$732,975.00
16)	Adjustment to compute total set aside for Technical Assistance	\$0.00
17)	Total set aside for Technical Assistance (sum of lines 15 and 16)	\$732,975.00
18)	State funds set aside for State Administration match	\$1,694,948.00
19)	Program Income	
20)	Returned to the state and redistributed	
20 a)	Section 108 program income expended for the Section 108 repayment	
21)	Adjustment to compute total redistributed	\$2,326,132.49
22)	Total redistributed (sum of lines 20 and 21)	\$2,326,132.49
23)	Returned to the state and not yet redistributed	\$0.00
23 a)	Section 108 program income not yet disbursed	\$0.00
24)	Adjustment to compute total not yet redistributed	\$36,500.53
25)	Total not yet redistributed (sum of lines 23 and 24)	\$36,500.53
26)	Retained by recipients	\$2,410,849.02
27)	Adjustment to compute total retained	-\$2,410,849.02
28)	Total retained (sum of lines 26 and 27)	\$0.00

**C. Expenditures of State CDBG Resources**

29)	Drawn for State Administration	\$0.00
30)	Adjustment to amount drawn for State Administration	\$1,614,168.00
31)	Total drawn for State Administration	\$1,614,168.00
32)	Drawn for Technical Assistance	\$732,975.00
33)	Adjustment to amount drawn for Technical Assistance	\$0.00
34)	Total drawn for Technical Assistance	\$732,975.00
35)	Drawn for Section 108 Repayments	\$0.00
36)	Adjustment to amount drawn for Section 108 Repayments	\$0.00
37)	Total drawn for Section 108 Repayments	\$0.00
38)	Drawn for all other activities	\$74,774,419.22
39)	Adjustment to amount drawn for all other activities	(\$1,413,134.20)
40)	Total drawn for all other activities	\$73,361,285.02

**D. Compliance with Public Service (PS) Cap**

41)	Disbursed in IDIS for PS	\$24,000.00
42)	Adjustment to compute total disbursed for PS	\$0.00
43)	Total disbursed for PS (sum of lines 41 and 42)	\$24,000.00
44)	Amount subject to PS cap	
45)	State Allocation (line 1)	\$73,297,579.00
46)	Program Income Received (line 5)	\$2,410,849.02
47)	Adjustment to compute total subject to PS cap	\$0.00
48)	Total subject to PS cap (sum of lines 45-47)	\$75,708,428.02
49)	Percent of funds disbursed to date for PS (line 43 / line 48)	0.03%

**E. Compliance with Planning and Administration (P/A) Cap**

50)	Disbursed in IDIS for P/A from all fund types - Combined	\$3,022,490.72
51)	Adjustment to compute total disbursed for P/A	\$0.00
52)	Total disbursed for P/A (sum of lines 50 and 51)	\$3,022,490.72
53)	Amount subject to Combined Expenditure P/A cap	
54)	State Allocation (line 1)	\$73,297,579.00
55)	Program Income Received (line 5)	\$2,410,849.02
56)	Adjustment to compute total subject to P/A cap	\$0.00
57)	Total subject to P/A cap (sum of lines 54-56)	\$75,708,428.02
58)	Percent of funds disbursed to date for P/A (line 52 / line 57) Combined Cap	3.99%
59)	Disbursed in IDIS for P/A from Annual Grant Only	\$3,009,404.49
60)	Amount subject the Annual Grant P/A cap	
61)	State Allocation	\$73,297,579.00
62)	Percent of funds disbursed to date for P/A (line 59 / line 61) Annual Grant Cap	4.11%

**Part II: Compliance with Overall Low and Moderate Income Benefit**

63) Period specified for benefit: grant years 2006 — 2008

64) Final PER for compliance with the overall benefit test: [ **No** ]

Grant Year	2006	2007	2008	Total
65) Benefit LMI persons and households (1)	67,449,845.13	62,635,471.85	60,825,606.92	190,910,923.90
66) Benefit LMI, 108 activities	0.00	0.00	0.00	0.00
67) Benefit LMI, other adjustments	0.00	0.00	0.00	0.00
68) Total, Benefit LMI (sum of lines 65-67)	67,449,845.13	62,635,471.85	60,825,606.92	190,910,923.90
69) Prevent/Eliminate Slum/Blight	1,500,642.60	1,225,831.80	1,004,687.97	3,731,162.37
70) Prevent Slum/Blight, 108 activities	0.00	0.00	0.00	0.00
71) Total, Prevent Slum/Blight (sum of lines 69 and 70)	1,500,642.60	1,225,831.80	1,004,687.97	3,731,162.37
72) Meet Urgent Community Development Needs	3,437,095.00	5,543,563.79	4,595,465.56	13,576,124.35
73) Meet Urgent Needs, 108 activities	0.00	0.00	0.00	0.00
74) Total, Meet Urgent Needs (sum of lines 72 and 73)	3,437,095.00	5,543,563.79	4,595,465.56	13,576,124.35
75) Acquisition, New Construction, Rehab/Special	20,322.44	44,491.00	28,252.30	93,065.74
76) Total disbursements subject to overall LMI benefit	72,407,905.17	69,449,358.44	66,454,012.75	208,311,276.36
77) Low and moderate income benefit (line 68 / line 76)	0.93	0.90	0.92	0.92
78) Other Disbursements	1.00	1.00	1.00	3.00
79) State Administration	0.00	1,627,130.00	1,585,759.00	3,212,889.00
80) Technical Assistance	732,975.00	736,117.00	717,791.00	2,186,883.00
81) Local Administration	2,386,836.49	5,329,575.94	5,505,641.25	13,222,053.68
82) Section 108 repayments	0.00	0.00	0.00	0.00

U.S. Department of Housing and Urban Development  
Office of Community Planning and Development  
Integrated Disbursement and Information System  
State CDBG Program Activity Summary Report  
Program Year 2020  
TEXAS

UGLG: EAGLE PASS

Grant Year: 0

Project: 0246 - 2006 DR-D

Objective: Create suitable living environments

IDIS Activity: 39113 - 7214007 Eagle Pass

Outcome: Sustainability

Activity to prevent, prepare for, and respond to Coronavirus: No

Status: Completed 09/09/2020

Matrix Code: Flood Drainage Improvements (031)

Location:

100 S Monroe St Eagle Pass, TX 78852-4830

National Objective: LMA

Initial Funding Date: 04/01/2014

Financing:

Funded Amount: \$217,113.04

Net Drawn: \$217,113.04

Balance: \$0.00

Description:

The City of Eagle Pass shall make drainage improvements to repair damage caused by flooding that occurred in June 2013.

Construction shall consist of removing debris and damaged rip-rap and concrete, and

Proposed Accomplishments:

People (General) : 6,003

Total Population in Service Area: 6,003

Census Tract Percent Low / Mod: 51.40

Actual Accomplishments:

Number assisted:

White:

Owner		Renter		Total		Person
Total	Hispanic	Total	Hispanic	Total	Hispanic	
0	0	0	0	0	0	0

Black/African American:	0	0	0	0	0	0	0
Asian:	0	0	0	0	0	0	0
American Indian/Alaskan Native:	0	0	0	0	0	0	0
Native Hawaiian/Other Pacific Islander:	0	0	0	0	0	0	0
American Indian/Alaskan Native & White:	0	0	0	0	0	0	0
Asian White:	0	0	0	0	0	0	0
Black/African American & White:	0	0	0	0	0	0	0
American Indian/Alaskan Native & Black/African American:	0	0	0	0	0	0	0
Other multi-racial:	0	0	0	0	0	0	0
Asian/Pacific Islander:	0	0	0	0	0	0	0
Hispanic:	0	0	0	0	0	0	0
Total:	0	0	0	0	0	0	0
Female-headed Households:	0		0		0		

Income Category:

	Owner	Renter	Total	Person
Extremely Low	0	0	0	0
Low Mod	0	0	0	0
Moderate	0	0	0	0
Non Low Moderate	0	0	0	0
Total	0	0	0	0
Percent Low/Mod	0.0%	0.0%	0.0%	0.0%

Annual Accomplishments

Accomplishment Narrative

Year # Benefiting  
 2006 0 Programmatic closing pending

UGLG: El Paso County  
 Grant Year: 0

Project: 0031 - 2013 CFC

IDIS Activity: 39790 - 7214005 El Paso County  
 Activity to prevent, prepare for, and respond to Coronavirus: No

Status: Completed 09/15/2020  
 Location:  
 800 E Overland Ave Ste 200 El Paso, TX 79901-2599

Objective: Create suitable living environments

Outcome: Availability/accessibility

Matrix Code: Water/Sewer Improvements (03J)

National Objective: LMA

Initial Funding Date: 10/09/2014  
 Financing:  
 Funded Amount: \$50,216.55  
 Net Drawn: \$50,216.55  
 Balance: \$0.00

Description:  
 Contractor shall install 2,950 lf of 8" sewer line and nine manholes and first-time sewer and mitigation to 32 households in the Sunshine Acres Colonia.  
 Sewer service shall be supported by the Lower Valley Water District (LVWD).

Proposed Accomplishments:  
 People (General) : 149  
 Total Population in Service Area: 149  
 Census Tract Percent Low / Mod: 100.00

Actual Accomplishments:

Number assisted:

	Owner		Renter		Total		Person
	Total	Hispanic	Total	Hispanic	Total	Hispanic	
White:	0	0	0	0	0	0	0
Black/African American:	0	0	0	0	0	0	0
Asian:	0	0	0	0	0	0	0
American Indian/Alaskan Native:	0	0	0	0	0	0	0
Native Hawaiian/Other Pacific Islander:	0	0	0	0	0	0	0
American Indian/Alaskan Native & White:	0	0	0	0	0	0	0
Asian White:	0	0	0	0	0	0	0
Black/African American & White:	0	0	0	0	0	0	0
American Indian/Alaskan Native & Black/African American:	0	0	0	0	0	0	0
Other multi-racial:	0	0	0	0	0	0	0
Asian/Pacific Islander:	0	0	0	0	0	0	0
Hispanic:	0	0	0	0	0	0	0
Total:	0	0	0	0	0	0	0
Female-headed Households:	0		0		0		

Income Category:

	Owner	Renter	Total	Person
Extremely Low	0	0	0	0
Low Mod	0	0	0	0
Moderate	0	0	0	0

Non Low Moderate	0	0	0	0
Total	0	0	0	0
Percent Low/Mod	0.0%	0.0%	0.0%	0.0%

Annual Accomplishments      Accomplishment Narrative  
 Year      # Benefiting  
 2013      0 Final monitoring scheduled, pending, or in progress

UGLG:      KENDALL COUNTY

Grant Year:      0

Project:      0029 - 2014 ED

Objective:      Create economic opportunities

IDIS Activity:      40249 - 7215022 Kendall County

Outcome:      Sustainability

Activity to prevent, prepare for, and respond to Coronavirus:      No

Status:      Completed 05/13/2021

Matrix Code:      ED Direct Financial Assistance to For-Profits (18A)

Location:

201 E San Antonio Ave Boerne, TX 78006-2013

National Objective: LMJ

Initial Funding Date:      03/11/2015

Description:

Financing:

The purpose of this economic development project is to provide drainage, natural gas, and electric infrastructure improvements to serve the AJW Architectural Products operations, in Kendall County, TX that will result in 30 new full time employees.

Funded Amount:      \$53,580.65

Net Drawn:      \$53,580.65

Balance:      \$0.00

Proposed Accomplishments:

Jobs : 30

Total Population in Service Area: 0

Census Tract Percent Low / Mod: 0.00

Actual Accomplishments:

Number assisted:

	Owner		Renter		Total		Person
	Total	Hispanic	Total	Hispanic	Total	Hispanic	
White:	0	0	0	0	0	0	42
Black/African American:	0	0	0	0	0	0	0

Asian:	0	0	0	0	0	0	0
American Indian/Alaskan Native:	0	0	0	0	0	0	0
Native Hawaiian/Other Pacific Islander:	0	0	0	0	0	0	0
American Indian/Alaskan Native & White:	0	0	0	0	0	0	0
Asian White:	0	0	0	0	0	0	0
Black/African American & White:	0	0	0	0	0	0	0
American Indian/Alaskan Native & Black/African American:	0	0	0	0	0	0	0
Other multi-racial:	0	0	0	0	0	0	0
Asian/Pacific Islander:	0	0	0	0	0	0	0
Hispanic:	0	0	0	0	0	0	0
Total:	0	0	0	0	0	0	42
Female-headed Households:	0		0		0		

Income Category:

	Owner	Renter	Total	Person
Extremely Low	0	0	0	0
Low Mod	0	0	0	42
Moderate	0	0	0	0
Non Low Moderate	0	0	0	0
Total	0	0	0	42
Percent Low/Mod	0.0%	0.0%	0.0%	100%

Annual Accomplishments

Accomplishment Narrative

Year	# Benefiting	
2014		0 Project is complete. Close out documents pending/received

UGLG: EAGLE PASS

Grant Year: 2006

Project: 0246 - 2006 DR-D

Objective: Create suitable living environments

IDIS Activity: 39113 - 7214007 Eagle Pass

Outcome: Sustainability

Activity to prevent, prepare for, and respond to Coronavirus: No

Status: Completed 09/09/2020

Matrix Code: Flood Drainage Improvements (03I)

Location:

100 S Monroe St Eagle Pass, TX 78852-4830

National Objective: LMA



Initial Funding Date: 04/01/2014  
 Financing:  
 Funded Amount: \$25,136.15  
 Net Drawn: \$25,136.15  
 Balance: \$0.00

Description:  
 The City of Eagle Pass shall make drainage improvements to repair damage caused by flooding that occurred in June 2013.  
 Construction shall consist of removing debris and damaged rip-rap and concrete, and

Proposed Accomplishments:

People (General) : 6,003  
 Total Population in Service Area: 6,003  
 Census Tract Percent Low / Mod: 51.40

Actual Accomplishments:

Number assisted:

	Owner		Renter		Total		Person
	Total	Hispanic	Total	Hispanic	Total	Hispanic	
White:	0	0	0	0	0	0	0
Black/African American:	0	0	0	0	0	0	0
Asian:	0	0	0	0	0	0	0
American Indian/Alaskan Native:	0	0	0	0	0	0	0
Native Hawaiian/Other Pacific Islander:	0	0	0	0	0	0	0
American Indian/Alaskan Native & White:	0	0	0	0	0	0	0
Asian White:	0	0	0	0	0	0	0
Black/African American & White:	0	0	0	0	0	0	0
American Indian/Alaskan Native & Black/African American:	0	0	0	0	0	0	0
Other multi-racial:	0	0	0	0	0	0	0
Asian/Pacific Islander:	0	0	0	0	0	0	0
Hispanic:	0	0	0	0	0	0	0
Total:	0	0	0	0	0	0	0
Female-headed Households:	0		0		0		

Income Category:

	Owner	Renter	Total	Person
Extremely Low	0	0	0	0
Low Mod	0	0	0	0
Moderate	0	0	0	0
Non Low Moderate	0	0	0	0

Total 0 0 0 0  
 Percent Low/Mod 0.0% 0.0% 0.0% 0.0%

Annual Accomplishments Accomplishment Narrative

Year # Benefiting  
 2006 0 Programmatic closing pending

UGLG: ZAPATA COUNTY

Grant Year: 2006

Project: 0029 - 2006 CFC

Objective: Create suitable living environments

IDIS Activity: 43640 - 7214095 Zapata County

Outcome: Availability/accessibility

Activity to prevent, prepare for, and respond to Coronavirus: No

Status: Completed 07/07/2021

Matrix Code: Water/Sewer Improvements (03J)

Location:

200 E 7th St Ste 115 Zapata, TX 78076-2944

National Objective: LMA

Initial Funding Date: 05/24/2018

Description:

Financing: Contractor shall install 3,100 lf of 8" pipe and manholes in the Falcon Lakeshore Estates

Funded Amount: \$12,059.81 (Beacon Lodge colonia).

Net Drawn: \$12,059.81 Contractor shall also install 20 house connections and mitigate 20 septic systems.

Balance: \$0.00

Proposed Accomplishments:

People (General) : 0

Total Population in Service Area: 53

Census Tract Percent Low / Mod: 64.10

Actual Accomplishments:

Number assisted:

	Owner		Renter		Total		
	Total	Hispanic	Total	Hispanic	Total	Hispanic	Person
White:	0	0	0	0	0	0	0
Black/African American:	0	0	0	0	0	0	0
Asian:	0	0	0	0	0	0	0

American Indian/Alaskan Native:	0	0	0	0	0	0	0
Native Hawaiian/Other Pacific Islander:	0	0	0	0	0	0	0
American Indian/Alaskan Native & White:	0	0	0	0	0	0	0
Asian White:	0	0	0	0	0	0	0
Black/African American & White:	0	0	0	0	0	0	0
American Indian/Alaskan Native & Black/African American:	0	0	0	0	0	0	0
Other multi-racial:	0	0	0	0	0	0	0
Asian/Pacific Islander:	0	0	0	0	0	0	0
Hispanic:	0	0	0	0	0	0	0
Total:	0	0	0	0	0	0	0
Female-headed Households:	0		0		0		

Income Category:

	Owner	Renter	Total	Person
Extremely Low	0	0	0	0
Low Mod	0	0	0	0
Moderate	0	0	0	0
Non Low Moderate	0	0	0	0
Total	0	0	0	0
Percent Low/Mod	0.0%	0.0%	0.0%	0.0%

Annual Accomplishments

Accomplishment Narrative

Year # Benefiting  
 2018 0 Project is complete. Close out documents pending/received

UGLG: Rankin

Grant Year: 2006

Project: 0028 - 2006 CD

Objective: Create suitable living environments

IDIS Activity: 49947 - 7219519 Rankin

Outcome: Availability/accessibility

Activity to prevent, prepare for, and respond to Coronavirus: No

Status: Open

Matrix Code: Water/Sewer Improvements (03J)

Location:

PO Box 61 Rankin, TX 79778-0061

National Objective: LMA

Initial Funding Date: 08/03/2021

Description:

Financing:  
 Funded Amount: \$34,000.00  
 Net Drawn: \$34,000.00  
 Balance: \$0.00

Contractor shall replace aged and deteriorated six-inch (6 in.) and eight-inch (8 in.) water lines with four hundred linear feet (400 LF) of six-inch (6 in.) water line and two thousand four hundred linear feet (2,400 LF) of eight-inch (8 in.) water line, one hundred fifty linear

Proposed Accomplishments:

People (General) : 0  
 Total Population in Service Area: 726  
 Census Tract Percent Low / Mod: 61.50

Actual Accomplishments:

Number assisted:

	Owner		Renter		Total		Person
	Total	Hispanic	Total	Hispanic	Total	Hispanic	
White:	0	0	0	0	0	0	0
Black/African American:	0	0	0	0	0	0	0
Asian:	0	0	0	0	0	0	0
American Indian/Alaskan Native:	0	0	0	0	0	0	0
Native Hawaiian/Other Pacific Islander:	0	0	0	0	0	0	0
American Indian/Alaskan Native & White:	0	0	0	0	0	0	0
Asian White:	0	0	0	0	0	0	0
Black/African American & White:	0	0	0	0	0	0	0
American Indian/Alaskan Native & Black/African American:	0	0	0	0	0	0	0
Other multi-racial:	0	0	0	0	0	0	0
Asian/Pacific Islander:	0	0	0	0	0	0	0
Hispanic:	0	0	0	0	0	0	0
Total:	0	0	0	0	0	0	0
Female-headed Households:	0		0		0		

Income Category:

	Owner	Renter	Total	Person
Extremely Low	0	0	0	0
Low Mod	0	0	0	0
Moderate	0	0	0	0
Non Low Moderate	0	0	0	0
Total	0	0	0	0

Percent Low/Mod 0.0% 0.0% 0.0% 0.0%

Annual Accomplishments Accomplishment Narrative

Year # Benefiting

UGLG: LA FERIA

Grant Year: 2008

Project: 0004 - 2008 ED

Objective: Create economic opportunities

IDIS Activity: 30819 - 729082 - City of La Feria

Outcome: Sustainability

Activity to prevent, prepare for, and respond to Coronavirus: No

Status: Canceled 08/06/2021

Matrix Code: ED Direct Financial Assistance to For-Profits (18A)

Location:

115 E Commercial Ave La Feria, TX 78559-5002

National Objective: LMJ

Initial Funding Date: 08/20/2009

Financing:

Funded Amount: \$0.00

Net Drawn: \$0.00

Balance: \$0.00

Description:

Multi year funded - total grant \$598,600-see activity 30818

The purpose of this economic development project is to provide infrastructure in the form of water, sewer, road and drainage in support of Republic Services, Inc.

Proposed Accomplishments:

Jobs : 0

Total Population in Service Area: 0

Census Tract Percent Low / Mod: 0.00

Actual Accomplishments:

Number assisted:

	Owner		Renter		Total		Person
	Total	Hispanic	Total	Hispanic	Total	Hispanic	
White:	0	0	0	0	0	0	0
Black/African American:	0	0	0	0	0	0	0
Asian:	0	0	0	0	0	0	0
American Indian/Alaskan Native:	0	0	0	0	0	0	0
Native Hawaiian/Other Pacific Islander:	0	0	0	0	0	0	0

American Indian/Alaskan Native & White:	0	0	0	0	0	0	0
Asian White:	0	0	0	0	0	0	0
Black/African American & White:	0	0	0	0	0	0	0
American Indian/Alaskan Native & Black/African American:	0	0	0	0	0	0	0
Other multi-racial:	0	0	0	0	0	0	0
Asian/Pacific Islander:	0	0	0	0	0	0	0
Hispanic:	0	0	0	0	0	0	0
Total:	0	0	0	0	0	0	0
Female-headed Households:	0		0		0		

Income Category:

	Owner	Renter	Total	Person
Extremely Low	0	0	0	0
Low Mod	0	0	0	0
Moderate	0	0	0	0
Non Low Moderate	0	0	0	0
Total	0	0	0	0
Percent Low/Mod	0.0%	0.0%	0.0%	0.0%

Annual Accomplishments

Accomplishment Narrative

Year # Benefiting

2010	0 Procurement of professional services underway / complete
2011	0 Procurement of professional services underway/complete
2012	0 Procurement of professional services underway/complete
2013	0 Procurement of professional services underway/complete.

UGLG: STRAWN

Grant Year: 2009

Project: 0280 - 2009 CD-D

Objective: Create suitable living environments

IDIS Activity: 40648 - 7215489 Strawn

Outcome: Availability/accessibility

Activity to prevent, prepare for, and respond to Coronavirus: No

Status: Completed 11/18/2020

Matrix Code: Water/Sewer Improvements (03J)

Location:

PO Box 581 Strawn, TX 76475-0581

National Objective: LMA

Initial Funding Date: 08/26/2015  
 Financing:  
 Funded Amount: \$497,518.61  
 Net Drawn: \$497,518.61  
 Balance: \$0.00

Description:  
 Contractor, in conjunction with the city of Mingus, shall construct 3 water wells, install one pump station and approximately 85,000 lf of 8-inch water line, boring and encasement, valves and associated appurtenances.

Proposed Accomplishments:

People (General) : 817  
 Total Population in Service Area: 817  
 Census Tract Percent Low / Mod: 72.00

Actual Accomplishments:

Number assisted:

	Owner		Renter		Total		Person
	Total	Hispanic	Total	Hispanic	Total	Hispanic	
White:	0	0	0	0	0	0	0
Black/African American:	0	0	0	0	0	0	0
Asian:	0	0	0	0	0	0	0
American Indian/Alaskan Native:	0	0	0	0	0	0	0
Native Hawaiian/Other Pacific Islander:	0	0	0	0	0	0	0
American Indian/Alaskan Native & White:	0	0	0	0	0	0	0
Asian White:	0	0	0	0	0	0	0
Black/African American & White:	0	0	0	0	0	0	0
American Indian/Alaskan Native & Black/African American:	0	0	0	0	0	0	0
Other multi-racial:	0	0	0	0	0	0	0
Asian/Pacific Islander:	0	0	0	0	0	0	0
Hispanic:	0	0	0	0	0	0	0
Total:	0	0	0	0	0	0	0
Female-headed Households:	0		0		0		

Income Category:

	Owner	Renter	Total	Person
Extremely Low	0	0	0	0
Low Mod	0	0	0	0
Moderate	0	0	0	0
Non Low Moderate	0	0	0	0

Total 0 0 0 0  
 Percent Low/Mod 0.0% 0.0% 0.0% 0.0%

Annual Accomplishments Accomplishment Narrative

Year # Benefiting  
 2009 0 Project is 76-99% complete

UGLG: STARR COUNTY

Grant Year: 2009

Project: 0157 - 2009 CSH-D

Objective: Provide decent affordable housing

IDIS Activity: 41020 - 7215013 Starr County

Outcome: Affordability

Activity to prevent, prepare for, and respond to Coronavirus: No

Status: Canceled 11/30/2020

Matrix Code: Rehab; Single-Unit Residential (14A)

Location:

100 N Fm 3167 Rio Grande City, TX 78582-6688

National Objective: LMH

Initial Funding Date: 10/21/2015

Description:

Financing: Contractor shall carry out the following activities in the Starr County Colonia Self-Help

Funded Amount: \$0.00 Center target area colonias of Mesquite #1, Trevino's, Share 52, Venencia and

Net Drawn: \$0.00 VictoriaActivities include: Colonia Housing Rehabilitation.

Balance: \$0.00

Proposed Accomplishments:

Households (General) : 18

Total Population in Service Area: 0

Census Tract Percent Low / Mod: 0.00

Actual Accomplishments:

Number assisted:

	Owner		Renter		Total		
	Total	Hispanic	Total	Hispanic	Total	Hispanic	Person
White:	0	0	0	0	0	0	0
Black/African American:	0	0	0	0	0	0	0
Asian:	0	0	0	0	0	0	0



American Indian/Alaskan Native:	0	0	0	0	0	0	0
Native Hawaiian/Other Pacific Islander:	0	0	0	0	0	0	0
American Indian/Alaskan Native & White:	0	0	0	0	0	0	0
Asian White:	0	0	0	0	0	0	0
Black/African American & White:	0	0	0	0	0	0	0
American Indian/Alaskan Native & Black/African American:	0	0	0	0	0	0	0
Other multi-racial:	0	0	0	0	0	0	0
Asian/Pacific Islander:	0	0	0	0	0	0	0
Hispanic:	0	0	0	0	0	0	0
Total:	0	0	0	0	0	0	0
Female-headed Households:	0		0		0		

Income Category:

	Owner	Renter	Total	Person
Extremely Low	0	0	0	0
Low Mod	0	0	0	0
Moderate	0	0	0	0
Non Low Moderate	0	0	0	0
Total	0	0	0	0
Percent Low/Mod	0.0%	0.0%	0.0%	0.0%

Annual Accomplishments

Accomplishment Narrative

Year # Benefiting  
 2015 0 Contractor shall carry out the following activities in the Starr County Colonia Self-Help Center target area colonias of Mesquite #1, Trevino's, Share 52, Venencia and Victoria

UGLG: WEBB COUNTY

Grant Year: 2009

Project: 0157 - 2009 CSH-D

Objective: Provide decent affordable housing

IDIS Activity: 41639 - 7216013 Webb County

Outcome: Affordability

Activity to prevent, prepare for, and respond to Coronavirus: No

Status: Completed 08/19/2021

Matrix Code: Rehab; Single-Unit Residential (14A)

Location:

1000 Houston St Laredo, TX 78040-8017

National Objective: LMH

Initial Funding Date: 08/18/2016

Description:

Financing:  
 Funded Amount: \$55,199.48  
 Net Drawn: \$55,199.48  
 Balance: \$0.00

Contractor shall carry out the following activities in the Webb County Colonia Self-Help Center (SHC) service area colonias of Los Altos, San Carlos I & II, Ranchitos 359 East, and Pueblo Nuevo.

Proposed Accomplishments:  
 Housing Units : 0  
 Total Population in Service Area: 0  
 Census Tract Percent Low / Mod: 0.00

Actual Accomplishments:

Number assisted:

	Owner		Renter		Total		Person
	Total	Hispanic	Total	Hispanic	Total	Hispanic	
White:	1	1	0	0	1	1	0
Black/African American:	0	0	0	0	0	0	0
Asian:	0	0	0	0	0	0	0
American Indian/Alaskan Native:	0	0	0	0	0	0	0
Native Hawaiian/Other Pacific Islander:	0	0	0	0	0	0	0
American Indian/Alaskan Native & White:	0	0	0	0	0	0	0
Asian White:	0	0	0	0	0	0	0
Black/African American & White:	0	0	0	0	0	0	0
American Indian/Alaskan Native & Black/African American:	0	0	0	0	0	0	0
Other multi-racial:	0	0	0	0	0	0	0
Asian/Pacific Islander:	0	0	0	0	0	0	0
Hispanic:	0	0	0	0	0	0	0
Total:	1	1	0	0	1	1	0
Female-headed Households:	0		0		0		

Income Category:

	Owner	Renter	Total	Person
Extremely Low	1	0	1	0
Low Mod	0	0	0	0
Moderate	0	0	0	0
Non Low Moderate	0	0	0	0
Total	1	0	1	0

Percent Low/Mod                   ###   0.0%   100%   0.0%

Annual Accomplishments                   Accomplishment Narrative

Year                   # Benefiting

2016                   0 Contractor shall carry out the following activities in the Webb County Colonia Self-Help Center (SHC) service area colonias of Los Altos, San Carlos I & II, Ranchitos 359 East, and

UGLG:

Grant Year:   2009

Project:       0157 - 2009 CSH-D

Objective:

IDIS Activity:   41640 - 7216013 Webb County

Outcome:

Activity to prevent, prepare for, and respond to Coronavirus:   No

Status:       Completed   08/19/2021

Matrix Code:       General Program Administration (21A)

Location:

National Objective:

Initial Funding Date:       08/18/2016

Description:

Financing:

local administration

Funded Amount:       \$65,548.15

Net Drawn:       \$65,548.15

Balance:       \$0.00

Proposed Accomplishments:

: 0

Total Population in Service Area: 0

Census Tract Percent Low / Mod: 0.00

Actual Accomplishments:

Number assisted:

	Owner		Renter		Total		
	Total	Hispanic	Total	Hispanic	Total	Hispanic	Person
White:	0	0	0	0	0	0	0
Black/African American:	0	0	0	0	0	0	0
Asian:	0	0	0	0	0	0	0
American Indian/Alaskan Native:	0	0	0	0	0	0	0

Native Hawaiian/Other Pacific Islander:	0	0	0	0	0	0	0
American Indian/Alaskan Native & White:	0	0	0	0	0	0	0
Asian White:	0	0	0	0	0	0	0
Black/African American & White:	0	0	0	0	0	0	0
American Indian/Alaskan Native & Black/African American:	0	0	0	0	0	0	0
Other multi-racial:	0	0	0	0	0	0	0
Asian/Pacific Islander:	0	0	0	0	0	0	0
Hispanic:	0	0	0	0	0	0	0
Total:	0	0	0	0	0	0	0
Female-headed Households:	0		0		0		

Income Category:

	Owner	Renter	Total	Person
Extremely Low	0	0	0	0
Low Mod	0	0	0	0
Moderate	0	0	0	0
Non Low Moderate	0	0	0	0
Total	0	0	0	0
Percent Low/Mod	0.0%	0.0%	0.0%	0.0%

Annual Accomplishments

Accomplishment Narrative

Year # Benefiting

UGLG: LAMAR COUNTY

Grant Year: 2009

Project: 0236 - 2009 Disaster Relief Deob

Objective: Create suitable living environments

IDIS Activity: 41729 - 7216147 Lamar County

Outcome: Sustainability

Activity to prevent, prepare for, and respond to Coronavirus: No

Status: Completed 02/22/2021

Matrix Code: Street Improvements (03K)

Location:

119 N Main St Paris, TX 75460-4280

National Objective: URG

Initial Funding Date: 09/28/2016

Description:

Financing:

Contractor shall utilize contract funds to repair county roads damaged by May 2015 floods

Funded Amount: \$325,000.00

by installing approximately thirteen thousand one hundred (13,100) cubic yards of gravel

Net Drawn: \$325,000.00  
 Balance: \$0.00

and oil sand materials, twenty (20) culverts, associated debris removal and all associated

Proposed Accomplishments:

People (General) : 17,780  
 Total Population in Service Area: 0  
 Census Tract Percent Low / Mod: 0.00

Actual Accomplishments:

Number assisted:

	Owner		Renter		Total		Person
	Total	Hispanic	Total	Hispanic	Total	Hispanic	
White:	0	0	0	0	0	0	0
Black/African American:	0	0	0	0	0	0	0
Asian:	0	0	0	0	0	0	0
American Indian/Alaskan Native:	0	0	0	0	0	0	0
Native Hawaiian/Other Pacific Islander:	0	0	0	0	0	0	0
American Indian/Alaskan Native & White:	0	0	0	0	0	0	0
Asian White:	0	0	0	0	0	0	0
Black/African American & White:	0	0	0	0	0	0	0
American Indian/Alaskan Native & Black/African American:	0	0	0	0	0	0	0
Other multi-racial:	0	0	0	0	0	0	0
Asian/Pacific Islander:	0	0	0	0	0	0	0
Hispanic:	0	0	0	0	0	0	0
Total:	0	0	0	0	0	0	0
Female-headed Households:	0		0		0		

Income Category:

	Owner	Renter	Total	Person
Extremely Low	0	0	0	0
Low Mod	0	0	0	0
Moderate	0	0	0	0
Non Low Moderate	0	0	0	0
Total	0	0	0	0
Percent Low/Mod	0.0%	0.0%	0.0%	0.0%

Annual Accomplishments      Accomplishment Narrative

Year # Benefiting  
 2009 17,780 Project is complete. Close out documents pending/received

UGLG:

Grant Year: 2009

Project: 0236 - 2009 Disaster Relief Deob

Objective:

IDIS Activity: 41731 - 7216147 Lamar County

Outcome:

Activity to prevent, prepare for, and respond to Coronavirus: No

Status: Completed 02/22/2021

Matrix Code: General Program Administration (21A)

Location:

National Objective:

Initial Funding Date: 09/28/2016

Description:

Financing:

local administration

Funded Amount: \$8,198.09

Net Drawn: \$8,198.09

Balance: \$0.00

Proposed Accomplishments:

: 0

Total Population in Service Area: 0

Census Tract Percent Low / Mod: 0.00

Actual Accomplishments:

Number assisted:

	Owner		Renter		Total		
	Total	Hispanic	Total	Hispanic	Total	Hispanic	Person
White:	0	0	0	0	0	0	0
Black/African American:	0	0	0	0	0	0	0
Asian:	0	0	0	0	0	0	0
American Indian/Alaskan Native:	0	0	0	0	0	0	0
Native Hawaiian/Other Pacific Islander:	0	0	0	0	0	0	0
American Indian/Alaskan Native & White:	0	0	0	0	0	0	0
Asian White:	0	0	0	0	0	0	0

Black/African American & White:	0	0	0	0	0	0	0
American Indian/Alaskan Native & Black/African American:	0	0	0	0	0	0	0
Other multi-racial:	0	0	0	0	0	0	0
Asian/Pacific Islander:	0	0	0	0	0	0	0
Hispanic:	0	0	0	0	0	0	0
Total:	0	0	0	0	0	0	0
Female-headed Households:	0		0		0		

Income Category:

	Owner	Renter	Total	Person
Extremely Low	0	0	0	0
Low Mod	0	0	0	0
Moderate	0	0	0	0
Non Low Moderate	0	0	0	0
Total	0	0	0	0
Percent Low/Mod	0.0%	0.0%	0.0%	0.0%

Annual Accomplishments

Accomplishment Narrative

Year # Benefiting

UGLG: BASTROP COUNTY

Grant Year: 2009

Project: 0279 - 2009 ED-D

Objective: Create suitable living environments

IDIS Activity: 42204 - 7216177 Bastrop County

Outcome: Sustainability

Activity to prevent, prepare for, and respond to Coronavirus: No

Status: Completed 06/29/2021

Matrix Code: Street Improvements (03K)

Location:

804 Pecan St Bastrop, TX 78602-3818

National Objective: URG

Initial Funding Date: 12/02/2016

Financing:

Funded Amount: \$239,513.83

Net Drawn: \$239,513.83

Balance: \$0.00

Description:

Contractor shall, through force account method of construction, reconstruct and/or repair to pre-storm conditions approximately fifty-nine thousand two hundred three linear feet (59,203 L.

Proposed Accomplishments:

People (General) : 50,685

Total Population in Service Area: 0

Census Tract Percent Low / Mod: 0.00

Actual Accomplishments:

Number assisted:

	Owner		Renter		Total		Person
	Total	Hispanic	Total	Hispanic	Total	Hispanic	
White:	0	0	0	0	0	0	0
Black/African American:	0	0	0	0	0	0	0
Asian:	0	0	0	0	0	0	0
American Indian/Alaskan Native:	0	0	0	0	0	0	0
Native Hawaiian/Other Pacific Islander:	0	0	0	0	0	0	0
American Indian/Alaskan Native & White:	0	0	0	0	0	0	0
Asian White:	0	0	0	0	0	0	0
Black/African American & White:	0	0	0	0	0	0	0
American Indian/Alaskan Native & Black/African American:	0	0	0	0	0	0	0
Other multi-racial:	0	0	0	0	0	0	0
Asian/Pacific Islander:	0	0	0	0	0	0	0
Hispanic:	0	0	0	0	0	0	0
Total:	0	0	0	0	0	0	0
Female-headed Households:	0		0		0		

Income Category:

	Owner	Renter	Total	Person
Extremely Low	0	0	0	0
Low Mod	0	0	0	0
Moderate	0	0	0	0
Non Low Moderate	0	0	0	0
Total	0	0	0	0
Percent Low/Mod	0.0%	0.0%	0.0%	0.0%

Annual Accomplishments

Accomplishment Narrative

Year # Benefiting

2009 50,685 Project is 76-99% complete



UGLG:  
 Grant Year: 2009  
 Project: 0236 - 2009 Disaster Relief Deob

Objective:

IDIS Activity: 42206 - 7216177 Bastrop County  
 Activity to prevent, prepare for, and respond to Coronavirus: No

Outcome:

Status: Completed 06/29/2021  
 Location:

Matrix Code: General Program Administration (21A)

National Objective:

Initial Funding Date: 12/02/2016  
 Financing:  
 Funded Amount: \$35,000.00  
 Net Drawn: \$35,000.00  
 Balance: \$0.00

Description:  
 local admin

Proposed Accomplishments:  
 : 0

Total Population in Service Area: 0  
 Census Tract Percent Low / Mod: 0.00

Actual Accomplishments:

Number assisted:

	Owner		Renter		Total		Person
	Total	Hispanic	Total	Hispanic	Total	Hispanic	
White:	0	0	0	0	0	0	0
Black/African American:	0	0	0	0	0	0	0
Asian:	0	0	0	0	0	0	0
American Indian/Alaskan Native:	0	0	0	0	0	0	0
Native Hawaiian/Other Pacific Islander:	0	0	0	0	0	0	0
American Indian/Alaskan Native & White:	0	0	0	0	0	0	0
Asian White:	0	0	0	0	0	0	0
Black/African American & White:	0	0	0	0	0	0	0
American Indian/Alaskan Native & Black/African American:	0	0	0	0	0	0	0

Other multi-racial:	0	0	0	0	0	0	0
Asian/Pacific Islander:	0	0	0	0	0	0	0
Hispanic:	0	0	0	0	0	0	0
Total:	0	0	0	0	0	0	0
Female-headed Households:	0		0		0		

Income Category:

	Owner	Renter	Total	Person
Extremely Low	0	0	0	0
Low Mod	0	0	0	0
Moderate	0	0	0	0
Non Low Moderate	0	0	0	0
Total	0	0	0	0
Percent Low/Mod	0.0%	0.0%	0.0%	0.0%

Annual Accomplishments

Accomplishment Narrative

Year # Benefiting

UGLG: VAN ZANDT COUNTY

Grant Year: 2009

Project: 0281 - 2009 STEP-D

Objective: Create suitable living environments

IDIS Activity: 42434 - 7217036 Van Zandt County

Outcome: Sustainability

Activity to prevent, prepare for, and respond to Coronavirus: No

Status: Completed 07/06/2021

Matrix Code: Water/Sewer Improvements (03J)

Location:

121 E Dallas St Canton, TX 75103-1400

National Objective: LMA

Initial Funding Date: 03/24/2017

Financing:

Funded Amount: \$223,353.89

Net Drawn: \$223,353.89

Balance: \$0.00

Description:

Water Improvements Contractor, in conjunction with Little Hope-Moore Water Supply Corporation (WSC), shall replace undersized water lines to improve water volume and pressure.

Proposed Accomplishments:

People (General) : 74  
 Total Population in Service Area: 74  
 Census Tract Percent Low / Mod: 72.90

Actual Accomplishments:

Number assisted:

	Owner		Renter		Total		Person
	Total	Hispanic	Total	Hispanic	Total	Hispanic	
White:	0	0	0	0	0	0	0
Black/African American:	0	0	0	0	0	0	0
Asian:	0	0	0	0	0	0	0
American Indian/Alaskan Native:	0	0	0	0	0	0	0
Native Hawaiian/Other Pacific Islander:	0	0	0	0	0	0	0
American Indian/Alaskan Native & White:	0	0	0	0	0	0	0
Asian White:	0	0	0	0	0	0	0
Black/African American & White:	0	0	0	0	0	0	0
American Indian/Alaskan Native & Black/African American:	0	0	0	0	0	0	0
Other multi-racial:	0	0	0	0	0	0	0
Asian/Pacific Islander:	0	0	0	0	0	0	0
Hispanic:	0	0	0	0	0	0	0
Total:	0	0	0	0	0	0	0
Female-headed Households:	0		0		0		

Income Category:

	Owner	Renter	Total	Person
Extremely Low	0	0	0	0
Low Mod	0	0	0	0
Moderate	0	0	0	0
Non Low Moderate	0	0	0	0
Total	0	0	0	0
Percent Low/Mod	0.0%	0.0%	0.0%	0.0%

Annual Accomplishments Accomplishment Narrative

Year	# Benefiting
2009	0 Project is 51-75% complete

UGLG: CAMERON COUNTY

Grant Year: 2009

Project: 0157 - 2009 CSH-D

Objective: Create suitable living environments

IDIS Activity: 42727 - 7217003 Cameron County

Outcome: Availability/accessibility

Activity to prevent, prepare for, and respond to Coronavirus: No

Status: Open

Matrix Code: Other Public Services Not Listed in 05A-05Y, 03T (05Z)

Location:

1100 E Monroe St Brownsville, TX 78520-5883

National Objective: LMA

Initial Funding Date: 11/29/2017

Description:

Financing:

Homeownership and Instructional Classes Contractor shall operate one (1) tool library and maintain and purchase tools as necessary to provide tools for home construction and improvement for the benefit of property owners in colonias.

Funded Amount: \$72,000.00

Net Drawn: \$72,000.00

Balance: \$0.00

Proposed Accomplishments:

People (General) : 15,740

Total Population in Service Area: 15,740

Census Tract Percent Low / Mod: 73.00

Actual Accomplishments:

Number assisted:

	Owner		Renter		Total		Person
	Total	Hispanic	Total	Hispanic	Total	Hispanic	
White:	0	0	0	0	0	0	0
Black/African American:	0	0	0	0	0	0	0
Asian:	0	0	0	0	0	0	0
American Indian/Alaskan Native:	0	0	0	0	0	0	0
Native Hawaiian/Other Pacific Islander:	0	0	0	0	0	0	0
American Indian/Alaskan Native & White:	0	0	0	0	0	0	0
Asian White:	0	0	0	0	0	0	0
Black/African American & White:	0	0	0	0	0	0	0
American Indian/Alaskan Native & Black/African American:	0	0	0	0	0	0	0
Other multi-racial:	0	0	0	0	0	0	0
Asian/Pacific Islander:	0	0	0	0	0	0	0

Hispanic:	0	0	0	0	0	0	0
Total:	0	0	0	0	0	0	0
Female-headed Households:	0		0		0		

Income Category:

	Owner	Renter	Total	Person
Extremely Low	0	0	0	0
Low Mod	0	0	0	0
Moderate	0	0	0	0
Non Low Moderate	0	0	0	0
Total	0	0	0	0
Percent Low/Mod	0.0%	0.0%	0.0%	0.0%

Annual Accomplishments

Accomplishment Narrative

Year: # Benefiting  
 UGLG: Patton Village  
 Grant Year: 2009  
 Project: 0283 - 2009 UU

Objective: Create economic opportunities

IDIS Activity: 44671 - 7219006 Presidio County  
 Activity to prevent, prepare for, and respond to Coronavirus: No

Outcome: Sustainability

Status: Completed 05/12/2021  
 Location:  
 PO Box 606 Marfa, TX 79843-0606

Matrix Code: Employment Training (05H)

National Objective: LMA

Initial Funding Date: 04/09/2019  
 Financing:  
 Funded Amount: \$100,000.00  
 Net Drawn: \$100,000.00  
 Balance: \$0.00

Description:  
 Lead Applicant: City of Patton Village, Co-applicants: Presidio and Zapata Counties.  
 Utility U provides funds to cities and counties, in coordination with water and wastewater utilities, to provide job training opportunities in the utility field.

Proposed Accomplishments:

People (General) : 40  
 Total Population in Service Area: 40

Census Tract Percent Low / Mod: 85.00

Actual Accomplishments:

Number assisted:

	Owner		Renter		Total		Person
	Total	Hispanic	Total	Hispanic	Total	Hispanic	
White:	0	0	0	0	0	0	0
Black/African American:	0	0	0	0	0	0	0
Asian:	0	0	0	0	0	0	0
American Indian/Alaskan Native:	0	0	0	0	0	0	0
Native Hawaiian/Other Pacific Islander:	0	0	0	0	0	0	0
American Indian/Alaskan Native & White:	0	0	0	0	0	0	0
Asian White:	0	0	0	0	0	0	0
Black/African American & White:	0	0	0	0	0	0	0
American Indian/Alaskan Native & Black/African American:	0	0	0	0	0	0	0
Other multi-racial:	0	0	0	0	0	0	0
Asian/Pacific Islander:	0	0	0	0	0	0	0
Hispanic:	0	0	0	0	0	0	0
Total:	0	0	0	0	0	0	0
Female-headed Households:	0		0		0		

Income Category:

	Owner	Renter	Total	Person
Extremely Low	0	0	0	0
Low Mod	0	0	0	0
Moderate	0	0	0	0
Non Low Moderate	0	0	0	0
Total	0	0	0	0
Percent Low/Mod	0.0%	0.0%	0.0%	0.0%

Annual Accomplishments

Accomplishment Narrative

Year # Benefiting

2020 0 \$0.00

UGLG:

Grant Year: 2009

Project: 0282 - 2009 FAST

Objective:

IDIS Activity: 44881 - 7219026 Bailey County

Outcome:

Activity to prevent, prepare for, and respond to Coronavirus: No

Status: Completed 06/28/2021

Matrix Code: General Program Administration (21A)

Location:

National Objective:

Initial Funding Date: 09/04/2019

Description:

Financing:

local admin

Funded Amount: \$35,000.00

Net Drawn: \$35,000.00

Balance: \$0.00

Proposed Accomplishments:

: 0

Total Population in Service Area: 0

Census Tract Percent Low / Mod: 0.00

Actual Accomplishments:

Number assisted:

	Owner		Renter		Total		Person
	Total	Hispanic	Total	Hispanic	Total	Hispanic	
White:	0	0	0	0	0	0	0
Black/African American:	0	0	0	0	0	0	0
Asian:	0	0	0	0	0	0	0
American Indian/Alaskan Native:	0	0	0	0	0	0	0
Native Hawaiian/Other Pacific Islander:	0	0	0	0	0	0	0
American Indian/Alaskan Native & White:	0	0	0	0	0	0	0
Asian White:	0	0	0	0	0	0	0
Black/African American & White:	0	0	0	0	0	0	0
American Indian/Alaskan Native & Black/African American:	0	0	0	0	0	0	0
Other multi-racial:	0	0	0	0	0	0	0
Asian/Pacific Islander:	0	0	0	0	0	0	0
Hispanic:	0	0	0	0	0	0	0

Total: 0 0 0 0 0 0 0  
 Female-headed Households: 0 0 0 0 0 0

Income Category:

	Owner	Renter	Total	Person
Extremely Low	0	0	0	0
Low Mod	0	0	0	0
Moderate	0	0	0	0
Non Low Moderate	0	0	0	0
Total	0	0	0	0
Percent Low/Mod	0.0%	0.0%	0.0%	0.0%

Annual Accomplishments

Accomplishment Narrative

Year # Benefiting

UGLG: BAILEY COUNTY

Grant Year: 2009

Project: 0282 - 2009 FAST

Objective: Create suitable living environments

IDIS Activity: 44882 - 7219026 Bailey County

Outcome: Sustainability

Activity to prevent, prepare for, and respond to Coronavirus: No

Status: Completed 05/26/2021

Matrix Code: Fire Station/Equipment (030)

Location:

300 S 1st St Ste 100 Muleshoe, TX 79347-3621

National Objective: LMA

Initial Funding Date: 09/04/2019

Financing:

Funded Amount: \$372,651.00

Net Drawn: \$372,651.00

Balance: \$0.00

Description:

Contractor, in conjunction with the City of Muleshoe, shall purchase one (1) ambulance, one (1) command vehicle, one (1) stretcher and one (1) stretcher mounting system.

The vehicles and equipment will be housed at 1315 W.

Proposed Accomplishments:

People (General) : 6,995

Total Population in Service Area: 6,995

Census Tract Percent Low / Mod: 53.40



Actual Accomplishments:

Number assisted:

	Owner		Renter		Total		Person
	Total	Hispanic	Total	Hispanic	Total	Hispanic	
White:	0	0	0	0	0	0	0
Black/African American:	0	0	0	0	0	0	0
Asian:	0	0	0	0	0	0	0
American Indian/Alaskan Native:	0	0	0	0	0	0	0
Native Hawaiian/Other Pacific Islander:	0	0	0	0	0	0	0
American Indian/Alaskan Native & White:	0	0	0	0	0	0	0
Asian White:	0	0	0	0	0	0	0
Black/African American & White:	0	0	0	0	0	0	0
American Indian/Alaskan Native & Black/African American:	0	0	0	0	0	0	0
Other multi-racial:	0	0	0	0	0	0	0
Asian/Pacific Islander:	0	0	0	0	0	0	0
Hispanic:	0	0	0	0	0	0	0
Total:	0	0	0	0	0	0	0
Female-headed Households:	0		0		0		

Income Category:

	Owner	Renter	Total	Person
Extremely Low	0	0	0	0
Low Mod	0	0	0	0
Moderate	0	0	0	0
Non Low Moderate	0	0	0	0
Total	0	0	0	0
Percent Low/Mod	0.0%	0.0%	0.0%	0.0%

Annual Accomplishments

Accomplishment Narrative

Year # Benefiting  
2021 0 \$0.00

UGLG: Hale Center

Grant Year: 2009

Project: 0282 - 2009 FAST

Objective: Create suitable living environments

IDIS Activity: 44904 - 7219116 Hale Center  
 Activity to prevent, prepare for, and respond to Coronavirus: No

Outcome: Sustainability

Status: Completed 07/15/2021

Matrix Code: Fire Station/Equipment (030)

Location:

PO Box 532 Hale Center, TX 79041-0532

National Objective: LMA

Initial Funding Date: 09/09/2019  
 Financing:  
 Funded Amount: \$124,509.06  
 Net Drawn: \$124,509.06  
 Balance: \$0.00

Description:  
 Contractor shall purchase one (1) brush truck, one (1) pumper fire truck, four (4) self-contained breathing apparatus and one (1) vehicle extrication rescue set.  
 Vehicles and equipment shall be housed at 110 and 111 E.

Proposed Accomplishments:

People (General) : 0  
 Total Population in Service Area: 2,440  
 Census Tract Percent Low / Mod: 58.40

Actual Accomplishments:

Number assisted:

	Owner		Renter		Total		Person
	Total	Hispanic	Total	Hispanic	Total	Hispanic	
White:	0	0	0	0	0	0	0
Black/African American:	0	0	0	0	0	0	0
Asian:	0	0	0	0	0	0	0
American Indian/Alaskan Native:	0	0	0	0	0	0	0
Native Hawaiian/Other Pacific Islander:	0	0	0	0	0	0	0
American Indian/Alaskan Native & White:	0	0	0	0	0	0	0
Asian White:	0	0	0	0	0	0	0
Black/African American & White:	0	0	0	0	0	0	0
American Indian/Alaskan Native & Black/African American:	0	0	0	0	0	0	0
Other multi-racial:	0	0	0	0	0	0	0
Asian/Pacific Islander:	0	0	0	0	0	0	0
Hispanic:	0	0	0	0	0	0	0
Total:	0	0	0	0	0	0	0

Female-headed Households: 0 0 0

Income Category:

	Owner	Renter	Total	Person
Extremely Low	0	0	0	0
Low Mod	0	0	0	0
Moderate	0	0	0	0
Non Low Moderate	0	0	0	0
Total	0	0	0	0
Percent Low/Mod	0.0%	0.0%	0.0%	0.0%

Annual Accomplishments

Accomplishment Narrative

Year # Benefiting  
2021 0 \$0.00

UGLG: CAMERON COUNTY

Grant Year: 2009

Project: 0007 - CSH

Objective: Create suitable living environments

IDIS Activity: 46135 - 7219113 Cameron County

Outcome: Availability/accessibility

Activity to prevent, prepare for, and respond to Coronavirus: No

Status: Open

Matrix Code: Subsistence Payment (05Q)

Location:

1100 E Monroe St Brownsville, TX 78520-5883

National Objective: URG

Initial Funding Date: 07/15/2020

Financing:  
Funded Amount: \$15,581.72  
Net Drawn: \$15,581.72  
Balance: \$0.00

Description:  
County shall use funds to provide subsistence payments to assist low-income households whose income has been significantly reduced as a result of COVID-19 public health restrictions issued beginning March 2020.

Proposed Accomplishments:

People (General) : 0  
Total Population in Service Area: 0  
Census Tract Percent Low / Mod: 0.00

Actual Accomplishments:

Number assisted:

	Owner		Renter		Total		Person
	Total	Hispanic	Total	Hispanic	Total	Hispanic	
White:	0	0	0	0	0	0	0
Black/African American:	0	0	0	0	0	0	0
Asian:	0	0	0	0	0	0	0
American Indian/Alaskan Native:	0	0	0	0	0	0	0
Native Hawaiian/Other Pacific Islander:	0	0	0	0	0	0	0
American Indian/Alaskan Native & White:	0	0	0	0	0	0	0
Asian White:	0	0	0	0	0	0	0
Black/African American & White:	0	0	0	0	0	0	0
American Indian/Alaskan Native & Black/African American:	0	0	0	0	0	0	0
Other multi-racial:	0	0	0	0	0	0	0
Asian/Pacific Islander:	0	0	0	0	0	0	0
Hispanic:	0	0	0	0	0	0	0
Total:	0	0	0	0	0	0	0
Female-headed Households:	0		0		0		

Income Category:

	Owner	Renter	Total	Person
Extremely Low	0	0	0	0
Low Mod	0	0	0	0
Moderate	0	0	0	0
Non Low Moderate	0	0	0	0
Total	0	0	0	0
Percent Low/Mod	0.0%	0.0%	0.0%	0.0%

Annual Accomplishments

Accomplishment Narrative

Year # Benefiting

UGLG: WICKETT

Grant Year: 2009

Project: 0002 - CD

Objective: Create suitable living environments

IDIS Activity: 47152 - 7218531 Wickett

Outcome: Sustainability

Activity to prevent, prepare for, and respond to Coronavirus: No

Status: Completed 06/23/2021

Location:

PO Box 185 Wickett, TX 79788-0185

Matrix Code: Water/Sewer Improvements (03J)

National Objective: LMA

Initial Funding Date: 11/18/2020

Financing:

Funded Amount: \$11,689.89

Net Drawn: \$11,689.89

Balance: \$0.00

Description:

Contractor shall plug Well #2 and install a new well, pump, fencing, electrical, one hundred linear feet (100 l.f.) of eight-inch (8") collection line, and all associated appurtenances.

Proposed Accomplishments:

People (General) : 0

Total Population in Service Area: 440

Census Tract Percent Low / Mod: 53.40

Actual Accomplishments:

Number assisted:

	Owner		Renter		Total		Person
	Total	Hispanic	Total	Hispanic	Total	Hispanic	
White:	0	0	0	0	0	0	0
Black/African American:	0	0	0	0	0	0	0
Asian:	0	0	0	0	0	0	0
American Indian/Alaskan Native:	0	0	0	0	0	0	0
Native Hawaiian/Other Pacific Islander:	0	0	0	0	0	0	0
American Indian/Alaskan Native & White:	0	0	0	0	0	0	0
Asian White:	0	0	0	0	0	0	0
Black/African American & White:	0	0	0	0	0	0	0
American Indian/Alaskan Native & Black/African American:	0	0	0	0	0	0	0
Other multi-racial:	0	0	0	0	0	0	0
Asian/Pacific Islander:	0	0	0	0	0	0	0
Hispanic:	0	0	0	0	0	0	0
Total:	0	0	0	0	0	0	0
Female-headed Households:	0		0		0		

Income Category:

	Owner	Renter	Total	Person
Extremely Low	0	0	0	0
Low Mod	0	0	0	0
Moderate	0	0	0	0
Non Low Moderate	0	0	0	0
Total	0	0	0	0
Percent Low/Mod	0.0%	0.0%	0.0%	0.0%

Annual Accomplishments

Accomplishment Narrative

Year # Benefiting

UGLG: CAMERON COUNTY

Grant Year: 2009

Project: 0007 - CSH

Objective: Create suitable living environments

IDIS Activity: 49708 - 7217003 Cameron County

Outcome: Availability/accessibility

Activity to prevent, prepare for, and respond to Coronavirus: No

Status: Open

Matrix Code: Construction of Housing (12)

Location:

1100 E Monroe St Brownsville, TX 78520-5883

National Objective: LMH

Initial Funding Date: 06/16/2021

Financing:

Funded Amount: \$83,428.50

Net Drawn: \$83,428.50

Balance: \$0.00

Description:

Contractor shall conduct twenty-four (24) reconstructions of housing units through the self-help non-profit for residents of the Colonia SHC service area at an average cost of fifty thousand dollars (\$50,000).

Proposed Accomplishments:

Housing Units : 0

Total Population in Service Area: 0

Census Tract Percent Low / Mod: 0.00

Actual Accomplishments:

Number assisted:

Owner

Renter

Total

	Total	Hispanic	Total	Hispanic	Total	Hispanic	Person
White:	0	0	0	0	0	0	0
Black/African American:	0	0	0	0	0	0	0
Asian:	0	0	0	0	0	0	0
American Indian/Alaskan Native:	0	0	0	0	0	0	0
Native Hawaiian/Other Pacific Islander:	0	0	0	0	0	0	0
American Indian/Alaskan Native & White:	0	0	0	0	0	0	0
Asian White:	0	0	0	0	0	0	0
Black/African American & White:	0	0	0	0	0	0	0
American Indian/Alaskan Native & Black/African American:	0	0	0	0	0	0	0
Other multi-racial:	0	0	0	0	0	0	0
Asian/Pacific Islander:	0	0	0	0	0	0	0
Hispanic:	0	0	0	0	0	0	0
Total:	0	0	0	0	0	0	0
Female-headed Households:	0		0		0		

Income Category:

	Owner	Renter	Total	Person
Extremely Low	0	0	0	0
Low Mod	0	0	0	0
Moderate	0	0	0	0
Non Low Moderate	0	0	0	0
Total	0	0	0	0
Percent Low/Mod	0.0%	0.0%	0.0%	0.0%

Annual Accomplishments

Accomplishment Narrative

Year # Benefiting  
 UGLG: Rankin  
 Grant Year: 2009  
 Project: 0002 - CD  
 IDIS Activity: 49946 - 7219519 Rankin  
 Activity to prevent, prepare for, and respond to Coronavirus: No  
 Status: Open  
 Location:

Objective: Create suitable living environments  
 Outcome: Availability/accessibility  
 Matrix Code: Water/Sewer Improvements (03J)

PO Box 61 Rankin, TX 79778-0061

National Objective: LMA

Initial Funding Date: 08/03/2021  
 Financing:  
 Funded Amount: \$4,004.60  
 Net Drawn: \$4,004.60  
 Balance: \$0.00

Description:  
 Contractor shall replace aged and deteriorated six-inch (6 in.) and eight-inch (8 in.) water lines with four hundred linear feet (400 LF) of six-inch (6 in.) water line and two thousand four hundred linear feet (2,400 LF) of eight-inch (8 in.) water line, one hundred fifty linear

Proposed Accomplishments:

People (General) : 0  
 Total Population in Service Area: 726  
 Census Tract Percent Low / Mod: 61.50

Actual Accomplishments:

Number assisted:

	Owner		Renter		Total		Person
	Total	Hispanic	Total	Hispanic	Total	Hispanic	
White:	0	0	0	0	0	0	0
Black/African American:	0	0	0	0	0	0	0
Asian:	0	0	0	0	0	0	0
American Indian/Alaskan Native:	0	0	0	0	0	0	0
Native Hawaiian/Other Pacific Islander:	0	0	0	0	0	0	0
American Indian/Alaskan Native & White:	0	0	0	0	0	0	0
Asian White:	0	0	0	0	0	0	0
Black/African American & White:	0	0	0	0	0	0	0
American Indian/Alaskan Native & Black/African American:	0	0	0	0	0	0	0
Other multi-racial:	0	0	0	0	0	0	0
Asian/Pacific Islander:	0	0	0	0	0	0	0
Hispanic:	0	0	0	0	0	0	0
Total:	0	0	0	0	0	0	0
Female-headed Households:	0		0		0		

Income Category:

	Owner	Renter	Total	Person
Extremely Low	0	0	0	0
Low Mod	0	0	0	0



Moderate	0	0	0	0
Non Low Moderate	0	0	0	0
Total	0	0	0	0
Percent Low/Mod	0.0%	0.0%	0.0%	0.0%

Annual Accomplishments Accomplishment Narrative

Year # Benefiting

UGLG:

Grant Year: 2010

Project: 0216 - 2010 ED-PI

Objective:

IDIS Activity: 40567 - 7215122 Sonora

Outcome:

Activity to prevent, prepare for, and respond to Coronavirus: No

Status: Completed 05/14/2021

Matrix Code: General Program Administration (21A)

Location:

National Objective:

Initial Funding Date: 07/17/2015

Description:

Financing:

local admin

Funded Amount: \$14,139.87

Net Drawn: \$14,139.87

Balance: \$0.00

Proposed Accomplishments:

: 0

Total Population in Service Area: 0

Census Tract Percent Low / Mod: 0.00

Actual Accomplishments:

Number assisted:

	Owner		Renter		Total		Person
	Total	Hispanic	Total	Hispanic	Total	Hispanic	
White:	0	0	0	0	0	0	0
Black/African American:	0	0	0	0	0	0	0

Asian:	0	0	0	0	0	0	0
American Indian/Alaskan Native:	0	0	0	0	0	0	0
Native Hawaiian/Other Pacific Islander:	0	0	0	0	0	0	0
American Indian/Alaskan Native & White:	0	0	0	0	0	0	0
Asian White:	0	0	0	0	0	0	0
Black/African American & White:	0	0	0	0	0	0	0
American Indian/Alaskan Native & Black/African American:	0	0	0	0	0	0	0
Other multi-racial:	0	0	0	0	0	0	0
Asian/Pacific Islander:	0	0	0	0	0	0	0
Hispanic:	0	0	0	0	0	0	0
Total:	0	0	0	0	0	0	0
Female-headed Households:	0		0		0		

Income Category:

	Owner	Renter	Total	Person
Extremely Low	0	0	0	0
Low Mod	0	0	0	0
Moderate	0	0	0	0
Non Low Moderate	0	0	0	0
Total	0	0	0	0
Percent Low/Mod	0.0%	0.0%	0.0%	0.0%

Annual Accomplishments

Accomplishment Narrative

Year # Benefiting

UGLG: STARR COUNTY

Grant Year: 2010

Project: 0246 - 2010 CSH-D

Objective: Provide decent affordable housing

IDIS Activity: 41019 - 7215013 Starr County

Outcome: Affordability

Activity to prevent, prepare for, and respond to Coronavirus: No

Status: Canceled 11/30/2020

Matrix Code: Rehab; Single-Unit Residential (14A)

Location:

100 N Fm 3167 Rio Grande City, TX 78582-6688

National Objective: LMH

Initial Funding Date: 10/21/2015

Description:

Financing:  
 Funded Amount: \$0.00  
 Net Drawn: \$0.00  
 Balance: \$0.00

Contractor shall carry out the following activities in the Starr County Colonia Self-Help Center target area colonias of Mesquite #1, Trevino's, Share 52, Venencia and Victoria  
 Activities include: Colonia Housing Rehabilitation.

Proposed Accomplishments:  
 Households (General) : 18  
 Total Population in Service Area: 0  
 Census Tract Percent Low / Mod: 0.00

Actual Accomplishments:

Number assisted:

	Owner		Renter		Total		Person
	Total	Hispanic	Total	Hispanic	Total	Hispanic	
White:	0	0	0	0	0	0	0
Black/African American:	0	0	0	0	0	0	0
Asian:	0	0	0	0	0	0	0
American Indian/Alaskan Native:	0	0	0	0	0	0	0
Native Hawaiian/Other Pacific Islander:	0	0	0	0	0	0	0
American Indian/Alaskan Native & White:	0	0	0	0	0	0	0
Asian White:	0	0	0	0	0	0	0
Black/African American & White:	0	0	0	0	0	0	0
American Indian/Alaskan Native & Black/African American:	0	0	0	0	0	0	0
Other multi-racial:	0	0	0	0	0	0	0
Asian/Pacific Islander:	0	0	0	0	0	0	0
Hispanic:	0	0	0	0	0	0	0
Total:	0	0	0	0	0	0	0
Female-headed Households:	0		0		0		

Income Category:

	Owner	Renter	Total	Person
Extremely Low	0	0	0	0
Low Mod	0	0	0	0
Moderate	0	0	0	0
Non Low Moderate	0	0	0	0
Total	0	0	0	0

Percent Low/Mod 0.0% 0.0% 0.0% 0.0%

Annual Accomplishments Accomplishment Narrative

Year # Benefiting

2015 0 Contractor shall carry out the following activities in the Starr County Colonia Self-Help Center target area colonias of Mesquite #1, Trevino's, Share 52, Venencia and Victoria

UGLG:

Grant Year: 2010

Project: 0246 - 2010 CSH-D

Objective:

IDIS Activity: 41021 - 7215013 Starr County

Outcome:

Activity to prevent, prepare for, and respond to Coronavirus: No

Status: Completed 03/29/2021

Matrix Code: General Program Administration (21A)

Location:

National Objective:

Initial Funding Date: 10/21/2015

Description:

Financing:

local admin

Funded Amount: \$17,882.08

Net Drawn: \$17,882.08

Balance: \$0.00

Proposed Accomplishments:

: 0

Total Population in Service Area: 0

Census Tract Percent Low / Mod: 0.00

Actual Accomplishments:

Number assisted:

	Owner		Renter		Total		
	Total	Hispanic	Total	Hispanic	Total	Hispanic	Person
White:	0	0	0	0	0	0	0
Black/African American:	0	0	0	0	0	0	0
Asian:	0	0	0	0	0	0	0
American Indian/Alaskan Native:	0	0	0	0	0	0	0

Native Hawaiian/Other Pacific Islander:	0	0	0	0	0	0	0
American Indian/Alaskan Native & White:	0	0	0	0	0	0	0
Asian White:	0	0	0	0	0	0	0
Black/African American & White:	0	0	0	0	0	0	0
American Indian/Alaskan Native & Black/African American:	0	0	0	0	0	0	0
Other multi-racial:	0	0	0	0	0	0	0
Asian/Pacific Islander:	0	0	0	0	0	0	0
Hispanic:	0	0	0	0	0	0	0
Total:	0	0	0	0	0	0	0
Female-headed Households:	0		0		0		

Income Category:

	Owner	Renter	Total	Person
Extremely Low	0	0	0	0
Low Mod	0	0	0	0
Moderate	0	0	0	0
Non Low Moderate	0	0	0	0
Total	0	0	0	0
Percent Low/Mod	0.0%	0.0%	0.0%	0.0%

Annual Accomplishments

Accomplishment Narrative

Year # Benefiting

UGLG:  
Grant Year: 2010  
Project: 0246 - 2010 CSH-D

Objective:

IDIS Activity: 42730 - 7217003 Cameron County  
Activity to prevent, prepare for, and respond to Coronavirus: No

Outcome:

Status: Open  
Location:

Matrix Code: General Program Administration (21A)

National Objective:

Initial Funding Date: 10/10/2017  
Financing:  
Funded Amount: \$77,405.50

Description:  
Local admin

Net Drawn: \$77,405.50  
 Balance: \$0.00

Proposed Accomplishments:

: 0  
 Total Population in Service Area: 0  
 Census Tract Percent Low / Mod: 0.00

Actual Accomplishments:

Number assisted:

	Owner		Renter		Total		Person
	Total	Hispanic	Total	Hispanic	Total	Hispanic	
White:	0	0	0	0	0	0	0
Black/African American:	0	0	0	0	0	0	0
Asian:	0	0	0	0	0	0	0
American Indian/Alaskan Native:	0	0	0	0	0	0	0
Native Hawaiian/Other Pacific Islander:	0	0	0	0	0	0	0
American Indian/Alaskan Native & White:	0	0	0	0	0	0	0
Asian White:	0	0	0	0	0	0	0
Black/African American & White:	0	0	0	0	0	0	0
American Indian/Alaskan Native & Black/African American:	0	0	0	0	0	0	0
Other multi-racial:	0	0	0	0	0	0	0
Asian/Pacific Islander:	0	0	0	0	0	0	0
Hispanic:	0	0	0	0	0	0	0
Total:	0	0	0	0	0	0	0
Female-headed Households:	0		0		0		

Income Category:

	Owner	Renter	Total	Person
Extremely Low	0	0	0	0
Low Mod	0	0	0	0
Moderate	0	0	0	0
Non Low Moderate	0	0	0	0
Total	0	0	0	0
Percent Low/Mod	0.0%	0.0%	0.0%	0.0%

Annual Accomplishments      Accomplishment Narrative

Year # Benefiting  
 UGLG: CAMERON COUNTY  
 Grant Year: 2010  
 Project: 0246 - 2010 CSH-D

Objective: Provide decent affordable housing

IDIS Activity: 42731 - 7217003 Cameron County  
 Activity to prevent, prepare for, and respond to Coronavirus: No

Outcome: Affordability

Status: Open  
 Location:  
 1100 E Monroe St Brownsville, TX 78520-5883

Matrix Code: Construction of Housing (12)

National Objective: LMH

Initial Funding Date: 10/10/2017  
 Financing:  
 Funded Amount: \$537,896.26  
 Net Drawn: \$537,896.26  
 Balance: \$0.00

Description:  
 Contractor shall conduct twenty-four (24) reconstructions of housing units through the self-help non-profit for residents of the Colonia SHC service area at an average cost of fifty thousand dollars (\$50,000).

Proposed Accomplishments:  
 Housing Units : 0  
 Total Population in Service Area: 0  
 Census Tract Percent Low / Mod: 0.00

Actual Accomplishments:

Number assisted:

	Owner		Renter		Total		Person
	Total	Hispanic	Total	Hispanic	Total	Hispanic	
White:	0	0	0	0	0	0	0
Black/African American:	0	0	0	0	0	0	0
Asian:	0	0	0	0	0	0	0
American Indian/Alaskan Native:	0	0	0	0	0	0	0
Native Hawaiian/Other Pacific Islander:	0	0	0	0	0	0	0
American Indian/Alaskan Native & White:	0	0	0	0	0	0	0
Asian White:	0	0	0	0	0	0	0
Black/African American & White:	0	0	0	0	0	0	0

American Indian/Alaskan Native & Black/African American:	0	0	0	0	0	0	0
Other multi-racial:	0	0	0	0	0	0	0
Asian/Pacific Islander:	0	0	0	0	0	0	0
Hispanic:	0	0	0	0	0	0	0
Total:	0	0	0	0	0	0	0
Female-headed Households:	0		0		0		0

Income Category:

	Owner	Renter	Total	Person
Extremely Low	0	0	0	0
Low Mod	0	0	0	0
Moderate	0	0	0	0
Non Low Moderate	0	0	0	0
Total	0	0	0	0
Percent Low/Mod	0.0%	0.0%	0.0%	0.0%

Annual Accomplishments

Accomplishment Narrative

Year # Benefiting  
 UGLG: LINDEN  
 Grant Year: 2010

Project: 0255 - 2010 FAST

Objective: Create suitable living environments

IDIS Activity: 44911 - 7219146 Linden

Outcome: Sustainability

Activity to prevent, prepare for, and respond to Coronavirus: No

Status: Completed 07/15/2021

Matrix Code: Fire Station/Equipment (030)

Location:

PO Box 419 Linden, TX 75563-0419

National Objective: LMA

Initial Funding Date: 09/09/2019

Financing:

Funded Amount: \$328,148.96

Net Drawn: \$328,148.96

Balance: \$0.00

Description:

Contractor shall purchase one (1) pumper fire truck, one (1) spreader, one (1) ram and one (1) cutter.

The pumper fire truck will be housed at 201 W.



Proposed Accomplishments:

People (General) : 0

Total Population in Service Area: 2,095

Census Tract Percent Low / Mod: 56.30

Actual Accomplishments:

Number assisted:

	Owner		Renter		Total		Person
	Total	Hispanic	Total	Hispanic	Total	Hispanic	
White:	0	0	0	0	0	0	0
Black/African American:	0	0	0	0	0	0	0
Asian:	0	0	0	0	0	0	0
American Indian/Alaskan Native:	0	0	0	0	0	0	0
Native Hawaiian/Other Pacific Islander:	0	0	0	0	0	0	0
American Indian/Alaskan Native & White:	0	0	0	0	0	0	0
Asian White:	0	0	0	0	0	0	0
Black/African American & White:	0	0	0	0	0	0	0
American Indian/Alaskan Native & Black/African American:	0	0	0	0	0	0	0
Other multi-racial:	0	0	0	0	0	0	0
Asian/Pacific Islander:	0	0	0	0	0	0	0
Hispanic:	0	0	0	0	0	0	0
Total:	0	0	0	0	0	0	0
Female-headed Households:	0		0		0		

Income Category:

	Owner	Renter	Total	Person
Extremely Low	0	0	0	0
Low Mod	0	0	0	0
Moderate	0	0	0	0
Non Low Moderate	0	0	0	0
Total	0	0	0	0
Percent Low/Mod	0.0%	0.0%	0.0%	0.0%

Annual Accomplishments

Accomplishment Narrative

Year # Benefiting

2021 0 \$0.00

UGLG:

Grant Year: 2010  
 Project: 0006 - 2010 CSH

Objective:

IDIS Activity: 46130 - 7219113 Cameron County  
 Activity to prevent, prepare for, and respond to Coronavirus: No

Outcome:

Status: Open  
 Location:

Matrix Code: General Program Administration (21A)

National Objective:

Initial Funding Date: 07/15/2020  
 Financing:  
 Funded Amount: \$20,000.00  
 Net Drawn: \$20,000.00  
 Balance: \$0.00

Description:  
 local admin

Proposed Accomplishments:  
 : 0

Total Population in Service Area: 0  
 Census Tract Percent Low / Mod: 0.00

Actual Accomplishments:

Number assisted:

	Owner		Renter		Total		Person
	Total	Hispanic	Total	Hispanic	Total	Hispanic	
White:	0	0	0	0	0	0	0
Black/African American:	0	0	0	0	0	0	0
Asian:	0	0	0	0	0	0	0
American Indian/Alaskan Native:	0	0	0	0	0	0	0
Native Hawaiian/Other Pacific Islander:	0	0	0	0	0	0	0
American Indian/Alaskan Native & White:	0	0	0	0	0	0	0
Asian White:	0	0	0	0	0	0	0
Black/African American & White:	0	0	0	0	0	0	0
American Indian/Alaskan Native & Black/African American:	0	0	0	0	0	0	0
Other multi-racial:	0	0	0	0	0	0	0

Asian/Pacific Islander:	0	0	0	0	0	0	0
Hispanic:	0	0	0	0	0	0	0
Total:	0	0	0	0	0	0	0
Female-headed Households:	0		0		0		

Income Category:

	Owner	Renter	Total	Person
Extremely Low	0	0	0	0
Low Mod	0	0	0	0
Moderate	0	0	0	0
Non Low Moderate	0	0	0	0
Total	0	0	0	0
Percent Low/Mod	0.0%	0.0%	0.0%	0.0%

Annual Accomplishments

Accomplishment Narrative

Year # Benefiting

UGLG: CAMERON COUNTY

Grant Year: 2010

Project: 0006 - 2010 CSH

Objective: Create suitable living environments

IDIS Activity: 46131 - 7219113 Cameron County

Outcome: Availability/accessibility

Activity to prevent, prepare for, and respond to Coronavirus: No

Status: Open

Matrix Code: Subsistence Payment (05Q)

Location:

1100 E Monroe St Brownsville, TX 78520-5883

National Objective: URG

Initial Funding Date: 07/15/2020

Financing:

Funded Amount: \$150,837.84

Net Drawn: \$150,837.84

Balance: \$0.00

Description:

County shall use funds to provide subsistence payments to assist low-income households whose income has been significantly reduced as a result of COVID-19 public health restrictions issued beginning March 2020.

Proposed Accomplishments:

People (General) : 370

Total Population in Service Area: 0  
 Census Tract Percent Low / Mod: 0.00

Actual Accomplishments:

Number assisted:

	Owner		Renter		Total		Person
	Total	Hispanic	Total	Hispanic	Total	Hispanic	
White:	0	0	0	0	0	0	0
Black/African American:	0	0	0	0	0	0	0
Asian:	0	0	0	0	0	0	0
American Indian/Alaskan Native:	0	0	0	0	0	0	0
Native Hawaiian/Other Pacific Islander:	0	0	0	0	0	0	0
American Indian/Alaskan Native & White:	0	0	0	0	0	0	0
Asian White:	0	0	0	0	0	0	0
Black/African American & White:	0	0	0	0	0	0	0
American Indian/Alaskan Native & Black/African American:	0	0	0	0	0	0	0
Other multi-racial:	0	0	0	0	0	0	0
Asian/Pacific Islander:	0	0	0	0	0	0	0
Hispanic:	0	0	0	0	0	0	0
Total:	0	0	0	0	0	0	0
Female-headed Households:	0		0		0		

Income Category:

	Owner	Renter	Total	Person
Extremely Low	0	0	0	0
Low Mod	0	0	0	0
Moderate	0	0	0	0
Non Low Moderate	0	0	0	0
Total	0	0	0	0
Percent Low/Mod	0.0%	0.0%	0.0%	0.0%

Annual Accomplishments

Accomplishment Narrative

Year # Benefiting

UGLG:

Grant Year: 2010

Project: 0006 - 2010 CSH

Objective:

IDIS Activity: 46139 - 7219133 Hidalgo County

Outcome:

Activity to prevent, prepare for, and respond to Coronavirus: No

Status: Open

Matrix Code: General Program Administration (21A)

Location:

National Objective:

Initial Funding Date: 07/15/2020

Description:

Financing:

local admin

Funded Amount: \$20,000.00

Net Drawn: \$20,000.00

Balance: \$0.00

Proposed Accomplishments:

: 0

Total Population in Service Area: 0

Census Tract Percent Low / Mod: 0.00

Actual Accomplishments:

Number assisted:

	Owner		Renter		Total		Person
	Total	Hispanic	Total	Hispanic	Total	Hispanic	
White:	0	0	0	0	0	0	0
Black/African American:	0	0	0	0	0	0	0
Asian:	0	0	0	0	0	0	0
American Indian/Alaskan Native:	0	0	0	0	0	0	0
Native Hawaiian/Other Pacific Islander:	0	0	0	0	0	0	0
American Indian/Alaskan Native & White:	0	0	0	0	0	0	0
Asian White:	0	0	0	0	0	0	0
Black/African American & White:	0	0	0	0	0	0	0
American Indian/Alaskan Native & Black/African American:	0	0	0	0	0	0	0
Other multi-racial:	0	0	0	0	0	0	0
Asian/Pacific Islander:	0	0	0	0	0	0	0
Hispanic:	0	0	0	0	0	0	0

Total: 0 0 0 0 0 0 0  
 Female-headed Households: 0 0 0 0 0 0

Income Category:

	Owner	Renter	Total	Person
Extremely Low	0	0	0	0
Low Mod	0	0	0	0
Moderate	0	0	0	0
Non Low Moderate	0	0	0	0
Total	0	0	0	0
Percent Low/Mod	0.0%	0.0%	0.0%	0.0%

Annual Accomplishments

Accomplishment Narrative

Year # Benefiting

UGLG: HIDALGO COUNTY

Grant Year: 2010

Project: 0006 - 2010 CSH

Objective: Create suitable living environments

IDIS Activity: 46140 - 7219133 Hidalgo County

Outcome: Availability/accessibility

Activity to prevent, prepare for, and respond to Coronavirus: No

Status: Open

Matrix Code: Subsistence Payment (05Q)

Location:

100 E Cano St Fl 2 Edinburg, TX 78539-4533

National Objective: URG

Initial Funding Date: 07/15/2020

Financing:

Funded Amount: \$148,084.90

Net Drawn: \$148,084.90

Balance: \$0.00

Description:

County shall use funds to provide subsistence payments to assist low-income households whose income has been significantly reduced as a result of COVID-19 public health restrictions issued beginning March 2020.

Proposed Accomplishments:

People (General) : 370

Total Population in Service Area: 0

Census Tract Percent Low / Mod: 0.00

Actual Accomplishments:

Number assisted:

	Owner		Renter		Total		Person
	Total	Hispanic	Total	Hispanic	Total	Hispanic	
White:	0	0	0	0	0	0	0
Black/African American:	0	0	0	0	0	0	0
Asian:	0	0	0	0	0	0	0
American Indian/Alaskan Native:	0	0	0	0	0	0	0
Native Hawaiian/Other Pacific Islander:	0	0	0	0	0	0	0
American Indian/Alaskan Native & White:	0	0	0	0	0	0	0
Asian White:	0	0	0	0	0	0	0
Black/African American & White:	0	0	0	0	0	0	0
American Indian/Alaskan Native & Black/African American:	0	0	0	0	0	0	0
Other multi-racial:	0	0	0	0	0	0	0
Asian/Pacific Islander:	0	0	0	0	0	0	0
Hispanic:	0	0	0	0	0	0	0
Total:	0	0	0	0	0	0	0
Female-headed Households:	0		0		0		

Income Category:

	Owner	Renter	Total	Person
Extremely Low	0	0	0	0
Low Mod	0	0	0	0
Moderate	0	0	0	0
Non Low Moderate	0	0	0	0
Total	0	0	0	0
Percent Low/Mod	0.0%	0.0%	0.0%	0.0%

Annual Accomplishments

Accomplishment Narrative

Year # Benefiting

UGLG:

Grant Year: 2010

Project: 0006 - 2010 CSH

Objective:

IDIS Activity: 46147 - 7219163 Val Verde County

Outcome:

Activity to prevent, prepare for, and respond to Coronavirus: No

Status: Open

Matrix Code: General Program Administration (21A)

Location:

National Objective:

Initial Funding Date: 07/15/2020

Description:

Financing:

local admin

Funded Amount: \$20,000.00

Net Drawn: \$20,000.00

Balance: \$0.00

Proposed Accomplishments:

: 0

Total Population in Service Area: 0

Census Tract Percent Low / Mod: 0.00

Actual Accomplishments:

Number assisted:

	Owner		Renter		Total		Person
	Total	Hispanic	Total	Hispanic	Total	Hispanic	
White:	0	0	0	0	0	0	0
Black/African American:	0	0	0	0	0	0	0
Asian:	0	0	0	0	0	0	0
American Indian/Alaskan Native:	0	0	0	0	0	0	0
Native Hawaiian/Other Pacific Islander:	0	0	0	0	0	0	0
American Indian/Alaskan Native & White:	0	0	0	0	0	0	0
Asian White:	0	0	0	0	0	0	0
Black/African American & White:	0	0	0	0	0	0	0
American Indian/Alaskan Native & Black/African American:	0	0	0	0	0	0	0
Other multi-racial:	0	0	0	0	0	0	0
Asian/Pacific Islander:	0	0	0	0	0	0	0
Hispanic:	0	0	0	0	0	0	0
Total:	0	0	0	0	0	0	0
Female-headed Households:	0		0		0		



Income Category:

	Owner	Renter	Total	Person
Extremely Low	0	0	0	0
Low Mod	0	0	0	0
Moderate	0	0	0	0
Non Low Moderate	0	0	0	0
Total	0	0	0	0
Percent Low/Mod	0.0%	0.0%	0.0%	0.0%

Annual Accomplishments

Accomplishment Narrative

Year # Benefiting

UGLG: VAL VERDE COUNTY

Grant Year: 2010

Project: 0006 - 2010 CSH

Objective: Create suitable living environments

IDIS Activity: 46148 - 7219163 Val Verde County

Outcome: Availability/accessibility

Activity to prevent, prepare for, and respond to Coronavirus: No

Status: Open

Matrix Code: Subsistence Payment (05Q)

Location:

400 Pecan St Del Rio, TX 78840-5140

National Objective: URG

Initial Funding Date: 07/15/2020

Financing:

Funded Amount: \$180,938.50

Net Drawn: \$180,938.50

Balance: \$0.00

Description:

County shall use funds to provide subsistence payments to assist low-income households whose income has been significantly reduced as a result of COVID-19 public health restrictions issued beginning March 2020.

Proposed Accomplishments:

People (General) : 370

Total Population in Service Area: 0

Census Tract Percent Low / Mod: 0.00

Actual Accomplishments:

Number assisted:

	Owner		Renter		Total		Person
	Total	Hispanic	Total	Hispanic	Total	Hispanic	
White:	0	0	0	0	0	0	0
Black/African American:	0	0	0	0	0	0	0
Asian:	0	0	0	0	0	0	0
American Indian/Alaskan Native:	0	0	0	0	0	0	0
Native Hawaiian/Other Pacific Islander:	0	0	0	0	0	0	0
American Indian/Alaskan Native & White:	0	0	0	0	0	0	0
Asian White:	0	0	0	0	0	0	0
Black/African American & White:	0	0	0	0	0	0	0
American Indian/Alaskan Native & Black/African American:	0	0	0	0	0	0	0
Other multi-racial:	0	0	0	0	0	0	0
Asian/Pacific Islander:	0	0	0	0	0	0	0
Hispanic:	0	0	0	0	0	0	0
Total:	0	0	0	0	0	0	0
Female-headed Households:	0		0		0		

Income Category:

	Owner	Renter	Total	Person
Extremely Low	0	0	0	0
Low Mod	0	0	0	0
Moderate	0	0	0	0
Non Low Moderate	0	0	0	0
Total	0	0	0	0
Percent Low/Mod	0.0%	0.0%	0.0%	0.0%

Annual Accomplishments

Accomplishment Narrative

Year # Benefiting  
 UGLG: WEBB COUNTY  
 Grant Year: 2010

Project: 0006 - 2010 CSH

Objective: Create suitable living environments

IDIS Activity: 46152 - 7219173 Webb County

Outcome: Availability/accessibility

Activity to prevent, prepare for, and respond to Coronavirus: No

Status: Open

Matrix Code: Subsistence Payment (05Q)

Location:

1000 Houston St Laredo, TX 78040-8017

National Objective: URG

Initial Funding Date: 07/15/2020  
 Financing:  
 Funded Amount: \$68,013.71  
 Net Drawn: \$68,013.71  
 Balance: \$0.00

Description:

County shall use funds to provide subsistence payments to assist low-income households whose income has been significantly reduced as a result of COVID-19 public health restrictions issued beginning March 2020.

Proposed Accomplishments:

People (General) : 0  
 Total Population in Service Area: 0  
 Census Tract Percent Low / Mod: 0.00

Actual Accomplishments:

Number assisted:

	Owner		Renter		Total		Person
	Total	Hispanic	Total	Hispanic	Total	Hispanic	
White:	0	0	0	0	0	0	0
Black/African American:	0	0	0	0	0	0	0
Asian:	0	0	0	0	0	0	0
American Indian/Alaskan Native:	0	0	0	0	0	0	0
Native Hawaiian/Other Pacific Islander:	0	0	0	0	0	0	0
American Indian/Alaskan Native & White:	0	0	0	0	0	0	0
Asian White:	0	0	0	0	0	0	0
Black/African American & White:	0	0	0	0	0	0	0
American Indian/Alaskan Native & Black/African American:	0	0	0	0	0	0	0
Other multi-racial:	0	0	0	0	0	0	0
Asian/Pacific Islander:	0	0	0	0	0	0	0
Hispanic:	0	0	0	0	0	0	0
Total:	0	0	0	0	0	0	0
Female-headed Households:	0		0		0		

Income Category:

Owner	Renter	Total	Person
-------	--------	-------	--------

Extremely Low	0	0	0	0
Low Mod	0	0	0	0
Moderate	0	0	0	0
Non Low Moderate	0	0	0	0
Total	0	0	0	0
Percent Low/Mod	0.0%	0.0%	0.0%	0.0%

Annual Accomplishments Accomplishment Narrative

Year # Benefiting  
 UGLG: WICKETT  
 Grant Year: 2010

Project: 0001 - 2010 CD

Objective: Create suitable living environments

IDIS Activity: 47151 - 7218531 Wickett

Outcome: Sustainability

Activity to prevent, prepare for, and respond to Coronavirus: No

Status: Completed 06/23/2021

Matrix Code: Water/Sewer Improvements (03J)

Location:

PO Box 185 Wickett, TX 79788-0185

National Objective: LMA

Initial Funding Date: 11/18/2020  
 Financing:  
 Funded Amount: \$21,908.90  
 Net Drawn: \$21,908.90  
 Balance: \$0.00

Description:  
 Contractor shall plug Well #2 and install a new well, pump, fencing, electrical, one hundred linear feet (100 l.f.) of eight-inch (8") collection line, and all associated appurtenances.

Proposed Accomplishments:

People (General) : 0  
 Total Population in Service Area: 440  
 Census Tract Percent Low / Mod: 53.40

Actual Accomplishments:

Number assisted:

Owner		Renter		Total		Person
Total	Hispanic	Total	Hispanic	Total	Hispanic	

White:	0	0	0	0	0	0	0
Black/African American:	0	0	0	0	0	0	0
Asian:	0	0	0	0	0	0	0
American Indian/Alaskan Native:	0	0	0	0	0	0	0
Native Hawaiian/Other Pacific Islander:	0	0	0	0	0	0	0
American Indian/Alaskan Native & White:	0	0	0	0	0	0	0
Asian White:	0	0	0	0	0	0	0
Black/African American & White:	0	0	0	0	0	0	0
American Indian/Alaskan Native & Black/African American:	0	0	0	0	0	0	0
Other multi-racial:	0	0	0	0	0	0	0
Asian/Pacific Islander:	0	0	0	0	0	0	0
Hispanic:	0	0	0	0	0	0	0
Total:	0	0	0	0	0	0	0
Female-headed Households:	0		0		0		

Income Category:

	Owner	Renter	Total	Person
Extremely Low	0	0	0	0
Low Mod	0	0	0	0
Moderate	0	0	0	0
Non Low Moderate	0	0	0	0
Total	0	0	0	0
Percent Low/Mod	0.0%	0.0%	0.0%	0.0%

Annual Accomplishments

Accomplishment Narrative

Year # Benefiting  
 UGLG: VAL VERDE COUNTY  
 Grant Year: 2010  
 Project: 0006 - 2010 CSH

Objective: Create suitable living environments

IDIS Activity: 49701 - 7217013 Val Verde County  
 Activity to prevent, prepare for, and respond to Coronavirus: No

Outcome: Availability/accessibility

Status: Open  
 Location:

Matrix Code: Rehab; Single-Unit Residential (14A)

400 Pecan St Del Rio, TX 78840-5140

National Objective: LMH

Initial Funding Date: 06/16/2021  
 Financing:  
 Funded Amount: \$26,557.26  
 Net Drawn: \$26,557.26  
 Balance: \$0.00

Description:  
 Contractor shall conduct thirteen (13) residential rehabilitations of housing units and shall conduct four (4) reconstructions of housing units through the self-help non-profit for residents of the Colonia SHC service area at an average cost of forty-five thousand dollars

Proposed Accomplishments:  
 Housing Units : 0  
 Total Population in Service Area: 0  
 Census Tract Percent Low / Mod: 0.00

Actual Accomplishments:

Number assisted:

	Owner		Renter		Total		Person
	Total	Hispanic	Total	Hispanic	Total	Hispanic	
White:	0	0	0	0	0	0	0
Black/African American:	0	0	0	0	0	0	0
Asian:	0	0	0	0	0	0	0
American Indian/Alaskan Native:	0	0	0	0	0	0	0
Native Hawaiian/Other Pacific Islander:	0	0	0	0	0	0	0
American Indian/Alaskan Native & White:	0	0	0	0	0	0	0
Asian White:	0	0	0	0	0	0	0
Black/African American & White:	0	0	0	0	0	0	0
American Indian/Alaskan Native & Black/African American:	0	0	0	0	0	0	0
Other multi-racial:	0	0	0	0	0	0	0
Asian/Pacific Islander:	0	0	0	0	0	0	0
Hispanic:	0	0	0	0	0	0	0
Total:	0	0	0	0	0	0	0
Female-headed Households:	0		0		0		

Income Category:

	Owner	Renter	Total	Person
Extremely Low	0	0	0	0
Low Mod	0	0	0	0
Moderate	0	0	0	0

Non Low Moderate	0	0	0	0
Total	0	0	0	0
Percent Low/Mod	0.0%	0.0%	0.0%	0.0%

Annual Accomplishments      Accomplishment Narrative

Year      # Benefiting  
 UGLG:      CAMERON COUNTY  
 Grant Year:      2010  
 Project:      0006 - 2010 CSH

Objective:      Create suitable living environments

IDIS Activity:      49953 - 7217003 Cameron County  
 Activity to prevent, prepare for, and respond to Coronavirus:      No

Outcome:      Availability/accessibility

Status:      Open  
 Location:

Matrix Code:      Other Public Services Not Listed in 05A-05Y, 03T (05Z)

1100 E Monroe St      Brownsville, TX 78520-5883

National Objective:      LMA

Initial Funding Date:      08/05/2021  
 Financing:  
 Funded Amount:      \$11,676.13  
 Net Drawn:      \$11,676.13  
 Balance:      \$0.00

Description:  
 Homeownership and Instructional Classes Contractor shall operate one (1) tool library and maintain and purchase tools as necessary to provide tools for home construction and improvement for the benefit of property owners in colonias.

Proposed Accomplishments:

People (General) : 0  
 Total Population in Service Area: 15,740  
 Census Tract Percent Low / Mod: 73.00

Actual Accomplishments:

Number assisted:

	Owner		Renter		Total		
	Total	Hispanic	Total	Hispanic	Total	Hispanic	Person
White:	0	0	0	0	0	0	0
Black/African American:	0	0	0	0	0	0	0
Asian:	0	0	0	0	0	0	0

American Indian/Alaskan Native:	0	0	0	0	0	0	0
Native Hawaiian/Other Pacific Islander:	0	0	0	0	0	0	0
American Indian/Alaskan Native & White:	0	0	0	0	0	0	0
Asian White:	0	0	0	0	0	0	0
Black/African American & White:	0	0	0	0	0	0	0
American Indian/Alaskan Native & Black/African American:	0	0	0	0	0	0	0
Other multi-racial:	0	0	0	0	0	0	0
Asian/Pacific Islander:	0	0	0	0	0	0	0
Hispanic:	0	0	0	0	0	0	0
Total:	0	0	0	0	0	0	0
Female-headed Households:	0		0		0		

Income Category:

	Owner	Renter	Total	Person
Extremely Low	0	0	0	0
Low Mod	0	0	0	0
Moderate	0	0	0	0
Non Low Moderate	0	0	0	0
Total	0	0	0	0
Percent Low/Mod	0.0%	0.0%	0.0%	0.0%

Annual Accomplishments

Accomplishment Narrative

Year # Benefiting  
 UGLG: TERRELL  
 Grant Year: 2011  
 Project: 0003 - 2011 TCF

Objective: Create suitable living environments

IDIS Activity: 43397 - 7218002 Terrell  
 Activity to prevent, prepare for, and respond to Coronavirus: No

Outcome: Availability/accessibility

Status: Completed 03/16/2021  
 Location:  
 PO Box 310 Terrell, TX 75160-0006

Matrix Code: Sidewalks (03L)

National Objective: LMA

Initial Funding Date: 02/26/2018  
 Financing:

Description:  
 The purpose of this Economic Development project is to provide infrastructure



Funded Amount: \$222,433.00  
 Net Drawn: \$222,433.00  
 Balance: \$0.00

improvements in the form of sidewalk improvements in the Downtown area designated by the Contractor.

Proposed Accomplishments:

People (General) : 14,545  
 Total Population in Service Area: 14,545  
 Census Tract Percent Low / Mod: 65.30

Actual Accomplishments:

Number assisted:

	Owner		Renter		Total		Person
	Total	Hispanic	Total	Hispanic	Total	Hispanic	
White:	0	0	0	0	0	0	0
Black/African American:	0	0	0	0	0	0	0
Asian:	0	0	0	0	0	0	0
American Indian/Alaskan Native:	0	0	0	0	0	0	0
Native Hawaiian/Other Pacific Islander:	0	0	0	0	0	0	0
American Indian/Alaskan Native & White:	0	0	0	0	0	0	0
Asian White:	0	0	0	0	0	0	0
Black/African American & White:	0	0	0	0	0	0	0
American Indian/Alaskan Native & Black/African American:	0	0	0	0	0	0	0
Other multi-racial:	0	0	0	0	0	0	0
Asian/Pacific Islander:	0	0	0	0	0	0	0
Hispanic:	0	0	0	0	0	0	0
Total:	0	0	0	0	0	0	0
Female-headed Households:	0		0		0		

Income Category:

	Owner	Renter	Total	Person
Extremely Low	0	0	0	0
Low Mod	0	0	0	0
Moderate	0	0	0	0
Non Low Moderate	0	0	0	0
Total	0	0	0	0
Percent Low/Mod	0.0%	0.0%	0.0%	0.0%

Annual Accomplishments      Accomplishment Narrative

Year      # Benefiting  
 2020      0 \$0.00

UGLG:

Grant Year:    2011

Project:        0003 - 2011 TCF

Objective:

IDIS Activity:    43398 - 7218002 Terrell

Outcome:

Activity to prevent, prepare for, and respond to Coronavirus:    No

Status:        Completed    03/16/2021

Matrix Code:      General Program Administration (21A)

Location:

National Objective:

Initial Funding Date:      02/26/2018

Description:

Financing:

local admin

Funded Amount:            \$27,500.00

Net Drawn:                 \$27,500.00

Balance:                    \$0.00

Proposed Accomplishments:

: 0

Total Population in Service Area: 0

Census Tract Percent Low / Mod: 0.00

Actual Accomplishments:

Number assisted:

	Owner		Renter		Total		Person
	Total	Hispanic	Total	Hispanic	Total	Hispanic	
White:	0	0	0	0	0	0	0
Black/African American:	0	0	0	0	0	0	0
Asian:	0	0	0	0	0	0	0
American Indian/Alaskan Native:	0	0	0	0	0	0	0
Native Hawaiian/Other Pacific Islander:	0	0	0	0	0	0	0
American Indian/Alaskan Native & White:	0	0	0	0	0	0	0

Asian White:	0	0	0	0	0	0	0
Black/African American & White:	0	0	0	0	0	0	0
American Indian/Alaskan Native & Black/African American:	0	0	0	0	0	0	0
Other multi-racial:	0	0	0	0	0	0	0
Asian/Pacific Islander:	0	0	0	0	0	0	0
Hispanic:	0	0	0	0	0	0	0
Total:	0	0	0	0	0	0	0
Female-headed Households:	0		0		0		

Income Category:

	Owner	Renter	Total	Person
Extremely Low	0	0	0	0
Low Mod	0	0	0	0
Moderate	0	0	0	0
Non Low Moderate	0	0	0	0
Total	0	0	0	0
Percent Low/Mod	0.0%	0.0%	0.0%	0.0%

Annual Accomplishments

Accomplishment Narrative

Year # Benefiting

UGLG: ZAPATA COUNTY

Grant Year: 2011

Project: 0029 - 2006 CFC

Objective: Create suitable living environments

IDIS Activity: 43640 - 7214095 Zapata County

Outcome: Availability/accessibility

Activity to prevent, prepare for, and respond to Coronavirus: No

Status: Completed 07/07/2021

Matrix Code: Water/Sewer Improvements (03J)

Location:

200 E 7th St Ste 115 Zapata, TX 78076-2944

National Objective: LMA

Initial Funding Date: 05/24/2018

Financing:

Funded Amount: \$23,628.45

Net Drawn: \$23,628.45

Description:

Contractor shall install 3,100 lf of 8" pipe and manholes in the Falcon Lakeshore Estates (Beacon Lodge colonia).

Contractor shall also install 20 house connections and mitigate 20 septic systems.

Balance: \$0.00

Proposed Accomplishments:

People (General) : 0

Total Population in Service Area: 53

Census Tract Percent Low / Mod: 64.10

Actual Accomplishments:

Number assisted:

	Owner		Renter		Total		Person
	Total	Hispanic	Total	Hispanic	Total	Hispanic	
White:	0	0	0	0	0	0	0
Black/African American:	0	0	0	0	0	0	0
Asian:	0	0	0	0	0	0	0
American Indian/Alaskan Native:	0	0	0	0	0	0	0
Native Hawaiian/Other Pacific Islander:	0	0	0	0	0	0	0
American Indian/Alaskan Native & White:	0	0	0	0	0	0	0
Asian White:	0	0	0	0	0	0	0
Black/African American & White:	0	0	0	0	0	0	0
American Indian/Alaskan Native & Black/African American:	0	0	0	0	0	0	0
Other multi-racial:	0	0	0	0	0	0	0
Asian/Pacific Islander:	0	0	0	0	0	0	0
Hispanic:	0	0	0	0	0	0	0
Total:	0	0	0	0	0	0	0
Female-headed Households:	0		0		0		

Income Category:

	Owner	Renter	Total	Person
Extremely Low	0	0	0	0
Low Mod	0	0	0	0
Moderate	0	0	0	0
Non Low Moderate	0	0	0	0
Total	0	0	0	0
Percent Low/Mod	0.0%	0.0%	0.0%	0.0%

Annual Accomplishments

Accomplishment Narrative

Year # Benefiting

2018

0 Project is complete. Close out documents pending/received

UGLG:

Grant Year: 2011

Project: 0003 - 2011 TCF

Objective:

IDIS Activity: 44242 - 7218172 San Augustine

Outcome:

Activity to prevent, prepare for, and respond to Coronavirus: No

Status: Completed 06/28/2021

Matrix Code: General Program Administration (21A)

Location:

National Objective:

Initial Funding Date: 01/16/2019

Description:

Financing:

local admin

Funded Amount: \$12,400.00

Net Drawn: \$12,400.00

Balance: \$0.00

Proposed Accomplishments:

: 0

Total Population in Service Area: 0

Census Tract Percent Low / Mod: 0.00

Actual Accomplishments:

Number assisted:

	Owner		Renter		Total		Person
	Total	Hispanic	Total	Hispanic	Total	Hispanic	
White:	0	0	0	0	0	0	0
Black/African American:	0	0	0	0	0	0	0
Asian:	0	0	0	0	0	0	0
American Indian/Alaskan Native:	0	0	0	0	0	0	0
Native Hawaiian/Other Pacific Islander:	0	0	0	0	0	0	0
American Indian/Alaskan Native & White:	0	0	0	0	0	0	0
Asian White:	0	0	0	0	0	0	0
Black/African American & White:	0	0	0	0	0	0	0

American Indian/Alaskan Native & Black/African American:	0	0	0	0	0	0	0
Other multi-racial:	0	0	0	0	0	0	0
Asian/Pacific Islander:	0	0	0	0	0	0	0
Hispanic:	0	0	0	0	0	0	0
Total:	0	0	0	0	0	0	0
Female-headed Households:	0		0		0		

Income Category:

	Owner	Renter	Total	Person
Extremely Low	0	0	0	0
Low Mod	0	0	0	0
Moderate	0	0	0	0
Non Low Moderate	0	0	0	0
Total	0	0	0	0
Percent Low/Mod	0.0%	0.0%	0.0%	0.0%

Annual Accomplishments

Accomplishment Narrative

Year # Benefiting

UGLG: SAN AUGUSTINE

Grant Year: 2011

Project: 0003 - 2011 TCF

Objective: Create suitable living environments

IDIS Activity: 44243 - 7218172 San Augustine

Outcome: Availability/accessibility

Activity to prevent, prepare for, and respond to Coronavirus: No

Status: Completed 06/28/2021

Matrix Code: Sidewalks (03L)

Location:

301 S Harrison St San Augustine, TX 75972-1912

National Objective: LMA

Initial Funding Date: 01/16/2019

Financing:

Funded Amount: \$78,442.00

Net Drawn: \$78,442.00

Balance: \$0.00

Description:

The activities are to consist of approximately two hundred fifty-eight square yards (258 s.y.) of four-inch (4") concrete sidewalk, two hundred twenty-five linear feet (225 l.f.) of curb and gutter, one hundred fifty-two linear feet (152 l.f.) of handrails.

Proposed Accomplishments:

People (General) : 0

Total Population in Service Area: 2,250

Census Tract Percent Low / Mod: 70.00

Actual Accomplishments:

Number assisted:

	Owner		Renter		Total		Person
	Total	Hispanic	Total	Hispanic	Total	Hispanic	
White:	0	0	0	0	0	0	0
Black/African American:	0	0	0	0	0	0	0
Asian:	0	0	0	0	0	0	0
American Indian/Alaskan Native:	0	0	0	0	0	0	0
Native Hawaiian/Other Pacific Islander:	0	0	0	0	0	0	0
American Indian/Alaskan Native & White:	0	0	0	0	0	0	0
Asian White:	0	0	0	0	0	0	0
Black/African American & White:	0	0	0	0	0	0	0
American Indian/Alaskan Native & Black/African American:	0	0	0	0	0	0	0
Other multi-racial:	0	0	0	0	0	0	0
Asian/Pacific Islander:	0	0	0	0	0	0	0
Hispanic:	0	0	0	0	0	0	0
Total:	0	0	0	0	0	0	0
Female-headed Households:	0		0		0		

Income Category:

	Owner	Renter	Total	Person
Extremely Low	0	0	0	0
Low Mod	0	0	0	0
Moderate	0	0	0	0
Non Low Moderate	0	0	0	0
Total	0	0	0	0
Percent Low/Mod	0.0%	0.0%	0.0%	0.0%

Annual Accomplishments

Accomplishment Narrative

Year # Benefiting

2018 0 Direct Deposit Authorization for Hearne 7218199

UGLG: ATHENS

Grant Year: 2011

Project: 0154 - 2011 FAST

Objective: Create suitable living environments

IDIS Activity: 44880 - 7219016 Athens

Outcome: Sustainability

Activity to prevent, prepare for, and respond to Coronavirus: No

Status: Completed 06/29/2021

Matrix Code: Fire Station/Equipment (03O)

Location:

508 E Tyler St Athens, TX 75751-2068

National Objective: LMA

Initial Funding Date: 09/04/2019

Description:

Financing:

Contractor shall purchase one (1) brush truck.

Funded Amount: \$453,618.24

The vehicle will be housed at 610 S.

Net Drawn: \$453,618.24

Prarieville Street, Athens.

Balance: \$0.00

Proposed Accomplishments:

People (General) : 0

Total Population in Service Area: 11,865

Census Tract Percent Low / Mod: 52.10

Actual Accomplishments:

Number assisted:

	Owner		Renter		Total		Person
	Total	Hispanic	Total	Hispanic	Total	Hispanic	
White:	0	0	0	0	0	0	0
Black/African American:	0	0	0	0	0	0	0
Asian:	0	0	0	0	0	0	0
American Indian/Alaskan Native:	0	0	0	0	0	0	0
Native Hawaiian/Other Pacific Islander:	0	0	0	0	0	0	0
American Indian/Alaskan Native & White:	0	0	0	0	0	0	0
Asian White:	0	0	0	0	0	0	0
Black/African American & White:	0	0	0	0	0	0	0
American Indian/Alaskan Native & Black/African American:	0	0	0	0	0	0	0
Other multi-racial:	0	0	0	0	0	0	0



Asian/Pacific Islander:	0	0	0	0	0	0	0
Hispanic:	0	0	0	0	0	0	0
Total:	0	0	0	0	0	0	0
Female-headed Households:	0		0		0		

Income Category:

	Owner	Renter	Total	Person
Extremely Low	0	0	0	0
Low Mod	0	0	0	0
Moderate	0	0	0	0
Non Low Moderate	0	0	0	0
Total	0	0	0	0
Percent Low/Mod	0.0%	0.0%	0.0%	0.0%

Annual Accomplishments

Accomplishment Narrative

Year	# Benefiting
------	--------------

2021	0 \$0.00
------	----------

UGLG:

Grant Year: 2011

Project: 0154 - 2011 FAST

Objective:

IDIS Activity: 44901 - 7219116 Hale Center

Outcome:

Activity to prevent, prepare for, and respond to Coronavirus: No

Status: Completed 07/15/2021

Matrix Code: General Program Administration (21A)

Location:

National Objective:

Initial Funding Date: 09/09/2019

Description:

Financing:

local admin

Funded Amount: \$35,000.00

Net Drawn: \$35,000.00

Balance: \$0.00

Proposed Accomplishments:

: 0

Total Population in Service Area: 0

Census Tract Percent Low / Mod: 0.00

Actual Accomplishments:

Number assisted:

	Owner		Renter		Total		Person
	Total	Hispanic	Total	Hispanic	Total	Hispanic	
White:	0	0	0	0	0	0	0
Black/African American:	0	0	0	0	0	0	0
Asian:	0	0	0	0	0	0	0
American Indian/Alaskan Native:	0	0	0	0	0	0	0
Native Hawaiian/Other Pacific Islander:	0	0	0	0	0	0	0
American Indian/Alaskan Native & White:	0	0	0	0	0	0	0
Asian White:	0	0	0	0	0	0	0
Black/African American & White:	0	0	0	0	0	0	0
American Indian/Alaskan Native & Black/African American:	0	0	0	0	0	0	0
Other multi-racial:	0	0	0	0	0	0	0
Asian/Pacific Islander:	0	0	0	0	0	0	0
Hispanic:	0	0	0	0	0	0	0
Total:	0	0	0	0	0	0	0
Female-headed Households:	0		0		0		

Income Category:

	Owner	Renter	Total	Person
Extremely Low	0	0	0	0
Low Mod	0	0	0	0
Moderate	0	0	0	0
Non Low Moderate	0	0	0	0
Total	0	0	0	0
Percent Low/Mod	0.0%	0.0%	0.0%	0.0%

Annual Accomplishments

Accomplishment Narrative

Year # Benefiting  
 UGLG: Hale Center  
 Grant Year: 2011

Project: 0154 - 2011 FAST

Objective: Create suitable living environments

IDIS Activity: 44902 - 7219116 Hale Center

Outcome: Sustainability

Activity to prevent, prepare for, and respond to Coronavirus: No

Status: Completed 07/15/2021

Matrix Code: Fire Station/Equipment (030)

Location:

PO Box 532 Hale Center, TX 79041-0532

National Objective: LMA

Initial Funding Date: 09/09/2019

Description:

Financing:

Contractor shall purchase one (1) brush truck, one (1) pumper fire truck, four (4) self-contained breathing apparatus and one (1) vehicle extrication rescue set.

Funded Amount: \$312,298.94

Net Drawn: \$312,298.94

Vehicles and equipment shall be housed at 110 and 111 E.

Balance: \$0.00

Proposed Accomplishments:

People (General) : 2,440

Total Population in Service Area: 2,440

Census Tract Percent Low / Mod: 58.40

Actual Accomplishments:

Number assisted:

	Owner		Renter		Total		Person
	Total	Hispanic	Total	Hispanic	Total	Hispanic	
White:	0	0	0	0	0	0	0
Black/African American:	0	0	0	0	0	0	0
Asian:	0	0	0	0	0	0	0
American Indian/Alaskan Native:	0	0	0	0	0	0	0
Native Hawaiian/Other Pacific Islander:	0	0	0	0	0	0	0
American Indian/Alaskan Native & White:	0	0	0	0	0	0	0
Asian White:	0	0	0	0	0	0	0
Black/African American & White:	0	0	0	0	0	0	0
American Indian/Alaskan Native & Black/African American:	0	0	0	0	0	0	0
Other multi-racial:	0	0	0	0	0	0	0
Asian/Pacific Islander:	0	0	0	0	0	0	0

Hispanic:	0	0	0	0	0	0	0
Total:	0	0	0	0	0	0	0
Female-headed Households:	0		0		0		

Income Category:

	Owner	Renter	Total	Person
Extremely Low	0	0	0	0
Low Mod	0	0	0	0
Moderate	0	0	0	0
Non Low Moderate	0	0	0	0
Total	0	0	0	0
Percent Low/Mod	0.0%	0.0%	0.0%	0.0%

Annual Accomplishments

Accomplishment Narrative

Year # Benefiting

2021 0 \$0.00

UGLG:

Grant Year: 2011

Project: 0154 - 2011 FAST

Objective:

IDIS Activity: 44905 - 7219126 Ivanhoe

Outcome:

Activity to prevent, prepare for, and respond to Coronavirus: No

Status: Completed 04/30/2021

Matrix Code: General Program Administration (21A)

Location:

National Objective:

Initial Funding Date: 09/09/2019

Description:

Financing:

local admin

Funded Amount: \$22,180.00

Net Drawn: \$22,180.00

Balance: \$0.00

Proposed Accomplishments:

: 0

Total Population in Service Area: 0  
 Census Tract Percent Low / Mod: 0.00

Actual Accomplishments:

Number assisted:

	Owner		Renter		Total		Person
	Total	Hispanic	Total	Hispanic	Total	Hispanic	
White:	0	0	0	0	0	0	0
Black/African American:	0	0	0	0	0	0	0
Asian:	0	0	0	0	0	0	0
American Indian/Alaskan Native:	0	0	0	0	0	0	0
Native Hawaiian/Other Pacific Islander:	0	0	0	0	0	0	0
American Indian/Alaskan Native & White:	0	0	0	0	0	0	0
Asian White:	0	0	0	0	0	0	0
Black/African American & White:	0	0	0	0	0	0	0
American Indian/Alaskan Native & Black/African American:	0	0	0	0	0	0	0
Other multi-racial:	0	0	0	0	0	0	0
Asian/Pacific Islander:	0	0	0	0	0	0	0
Hispanic:	0	0	0	0	0	0	0
Total:	0	0	0	0	0	0	0
Female-headed Households:	0		0		0		

Income Category:

	Owner	Renter	Total	Person
Extremely Low	0	0	0	0
Low Mod	0	0	0	0
Moderate	0	0	0	0
Non Low Moderate	0	0	0	0
Total	0	0	0	0
Percent Low/Mod	0.0%	0.0%	0.0%	0.0%

Annual Accomplishments

Accomplishment Narrative

Year # Benefiting

UGLG: Ivanhoe

Grant Year: 2011

Project: 0154 - 2011 FAST

Objective: Create suitable living environments

IDIS Activity: 44906 - 7219126 Ivanhoe  
 Activity to prevent, prepare for, and respond to Coronavirus: No

Outcome: Sustainability

Status: Completed 04/06/2021  
 Location:

Matrix Code: Fire Station/Equipment (030)

870 Charmaine Dr E Woodville, TX 75979-7298

National Objective: LMA

Initial Funding Date: 09/09/2019  
 Financing:  
 Funded Amount: \$169,900.00  
 Net Drawn: \$169,900.00  
 Balance: \$0.00

Description:  
 Contractor shall purchase one (1) brush truck.  
 The vehicle will be housed at 130 Friar Tuck Drive, Ivanhoe.

Proposed Accomplishments:

People (General) : 1,185  
 Total Population in Service Area: 1,185  
 Census Tract Percent Low / Mod: 57.30

Actual Accomplishments:

Number assisted:

	Owner		Renter		Total		Person
	Total	Hispanic	Total	Hispanic	Total	Hispanic	
White:	0	0	0	0	0	0	0
Black/African American:	0	0	0	0	0	0	0
Asian:	0	0	0	0	0	0	0
American Indian/Alaskan Native:	0	0	0	0	0	0	0
Native Hawaiian/Other Pacific Islander:	0	0	0	0	0	0	0
American Indian/Alaskan Native & White:	0	0	0	0	0	0	0
Asian White:	0	0	0	0	0	0	0
Black/African American & White:	0	0	0	0	0	0	0
American Indian/Alaskan Native & Black/African American:	0	0	0	0	0	0	0
Other multi-racial:	0	0	0	0	0	0	0
Asian/Pacific Islander:	0	0	0	0	0	0	0
Hispanic:	0	0	0	0	0	0	0

Total: 0 0 0 0 0 0 0  
 Female-headed Households: 0 0 0 0 0 0 0

Income Category:

	Owner	Renter	Total	Person
Extremely Low	0	0	0	0
Low Mod	0	0	0	0
Moderate	0	0	0	0
Non Low Moderate	0	0	0	0
Total	0	0	0	0
Percent Low/Mod	0.0%	0.0%	0.0%	0.0%

Annual Accomplishments

Accomplishment Narrative

Year # Benefiting  
 2020 0 \$0.00

UGLG:

Grant Year: 2011

Project: 0154 - 2011 FAST

Objective:

IDIS Activity: 44909 - 7219146 Linden

Outcome:

Activity to prevent, prepare for, and respond to Coronavirus: No

Status: Completed 07/15/2021

Matrix Code: General Program Administration (21A)

Location:

National Objective:

Initial Funding Date: 09/09/2019

Description:

Financing:

local admin

Funded Amount: \$35,000.00

Net Drawn: \$35,000.00

Balance: \$0.00

Proposed Accomplishments:

: 0

Total Population in Service Area: 0

Census Tract Percent Low / Mod: 0.00

Actual Accomplishments:

Number assisted:

	Owner		Renter		Total		Person
	Total	Hispanic	Total	Hispanic	Total	Hispanic	
White:	0	0	0	0	0	0	0
Black/African American:	0	0	0	0	0	0	0
Asian:	0	0	0	0	0	0	0
American Indian/Alaskan Native:	0	0	0	0	0	0	0
Native Hawaiian/Other Pacific Islander:	0	0	0	0	0	0	0
American Indian/Alaskan Native & White:	0	0	0	0	0	0	0
Asian White:	0	0	0	0	0	0	0
Black/African American & White:	0	0	0	0	0	0	0
American Indian/Alaskan Native & Black/African American:	0	0	0	0	0	0	0
Other multi-racial:	0	0	0	0	0	0	0
Asian/Pacific Islander:	0	0	0	0	0	0	0
Hispanic:	0	0	0	0	0	0	0
Total:	0	0	0	0	0	0	0
Female-headed Households:	0		0		0		

Income Category:

	Owner	Renter	Total	Person
Extremely Low	0	0	0	0
Low Mod	0	0	0	0
Moderate	0	0	0	0
Non Low Moderate	0	0	0	0
Total	0	0	0	0
Percent Low/Mod	0.0%	0.0%	0.0%	0.0%

Annual Accomplishments

Accomplishment Narrative

Year # Benefiting

UGLG: LINDEN

Grant Year: 2011

Project: 0154 - 2011 FAST

Objective: Create suitable living environments



IDIS Activity: 44910 - 7219146 Linden  
 Activity to prevent, prepare for, and respond to Coronavirus: No

Outcome: Sustainability

Status: Completed 07/15/2021  
 Location:  
 PO Box 419 Linden, TX 75563-0419

Matrix Code: Fire Station/Equipment (030)

National Objective: LMA

Initial Funding Date: 09/09/2019  
 Financing:  
 Funded Amount: \$123,096.04  
 Net Drawn: \$123,096.04  
 Balance: \$0.00

Description:  
 Contractor shall purchase one (1) pumper fire truck, one (1) spreader, one (1) ram and one (1) cutter.  
 The pumper fire truck will be housed at 201 W.

Proposed Accomplishments:

People (General) : 2,095  
 Total Population in Service Area: 2,095  
 Census Tract Percent Low / Mod: 56.30

Actual Accomplishments:

Number assisted:

	Owner		Renter		Total		Person
	Total	Hispanic	Total	Hispanic	Total	Hispanic	
White:	0	0	0	0	0	0	0
Black/African American:	0	0	0	0	0	0	0
Asian:	0	0	0	0	0	0	0
American Indian/Alaskan Native:	0	0	0	0	0	0	0
Native Hawaiian/Other Pacific Islander:	0	0	0	0	0	0	0
American Indian/Alaskan Native & White:	0	0	0	0	0	0	0
Asian White:	0	0	0	0	0	0	0
Black/African American & White:	0	0	0	0	0	0	0
American Indian/Alaskan Native & Black/African American:	0	0	0	0	0	0	0
Other multi-racial:	0	0	0	0	0	0	0
Asian/Pacific Islander:	0	0	0	0	0	0	0
Hispanic:	0	0	0	0	0	0	0
Total:	0	0	0	0	0	0	0

Female-headed Households: 0 0 0

Income Category:

	Owner	Renter	Total	Person
Extremely Low	0	0	0	0
Low Mod	0	0	0	0
Moderate	0	0	0	0
Non Low Moderate	0	0	0	0
Total	0	0	0	0
Percent Low/Mod	0.0%	0.0%	0.0%	0.0%

Annual Accomplishments

Accomplishment Narrative

Year # Benefiting  
2021 0

\$0.00

UGLG:

Grant Year: 2011

Project: 0154 - 2011 FAST

Objective:

IDIS Activity: 44921 - 7219206 Port Isabel

Outcome:

Activity to prevent, prepare for, and respond to Coronavirus: No

Status: Completed 05/13/2021

Matrix Code: General Program Administration (21A)

Location:

National Objective:

Initial Funding Date: 09/10/2019

Description:

Financing:

local admin

Funded Amount: \$22,000.00

Net Drawn: \$22,000.00

Balance: \$0.00

Proposed Accomplishments:

: 0

Total Population in Service Area: 0

Census Tract Percent Low / Mod: 0.00

Actual Accomplishments:

Number assisted:

	Owner		Renter		Total		Person
	Total	Hispanic	Total	Hispanic	Total	Hispanic	
White:	0	0	0	0	0	0	0
Black/African American:	0	0	0	0	0	0	0
Asian:	0	0	0	0	0	0	0
American Indian/Alaskan Native:	0	0	0	0	0	0	0
Native Hawaiian/Other Pacific Islander:	0	0	0	0	0	0	0
American Indian/Alaskan Native & White:	0	0	0	0	0	0	0
Asian White:	0	0	0	0	0	0	0
Black/African American & White:	0	0	0	0	0	0	0
American Indian/Alaskan Native & Black/African American:	0	0	0	0	0	0	0
Other multi-racial:	0	0	0	0	0	0	0
Asian/Pacific Islander:	0	0	0	0	0	0	0
Hispanic:	0	0	0	0	0	0	0
Total:	0	0	0	0	0	0	0
Female-headed Households:	0		0		0		

Income Category:

	Owner	Renter	Total	Person
Extremely Low	0	0	0	0
Low Mod	0	0	0	0
Moderate	0	0	0	0
Non Low Moderate	0	0	0	0
Total	0	0	0	0
Percent Low/Mod	0.0%	0.0%	0.0%	0.0%

Annual Accomplishments

Accomplishment Narrative

Year # Benefiting

UGLG: PORT ISABEL

Grant Year: 2011

Project: 0154 - 2011 FAST

Objective: Create suitable living environments

IDIS Activity: 44922 - 7219206 Port Isabel

Outcome: Sustainability

Activity to prevent, prepare for, and respond to Coronavirus: No

Status: Completed 05/13/2021

Location:

305 E Maxan St Port Isabel, TX 78578-4508

Matrix Code: Fire Station/Equipment (030)

National Objective: LMA

Initial Funding Date: 09/10/2019

Financing:

Funded Amount: \$180,483.09

Net Drawn: \$180,483.09

Balance: \$0.00

Description:

Contractor shall purchase one (1) ambulance and one (1) power load stretcher.

The vehicle and equipment will be located at 202 S.

Musina, Port Isabel.

Proposed Accomplishments:

People (General) : 5,035

Total Population in Service Area: 5,035

Census Tract Percent Low / Mod: 56.60

Actual Accomplishments:

Number assisted:

	Owner		Renter		Total		Person
	Total	Hispanic	Total	Hispanic	Total	Hispanic	
White:	0	0	0	0	0	0	0
Black/African American:	0	0	0	0	0	0	0
Asian:	0	0	0	0	0	0	0
American Indian/Alaskan Native:	0	0	0	0	0	0	0
Native Hawaiian/Other Pacific Islander:	0	0	0	0	0	0	0
American Indian/Alaskan Native & White:	0	0	0	0	0	0	0
Asian White:	0	0	0	0	0	0	0
Black/African American & White:	0	0	0	0	0	0	0
American Indian/Alaskan Native & Black/African American:	0	0	0	0	0	0	0
Other multi-racial:	0	0	0	0	0	0	0
Asian/Pacific Islander:	0	0	0	0	0	0	0
Hispanic:	0	0	0	0	0	0	0
Total:	0	0	0	0	0	0	0
Female-headed Households:	0		0		0		

Income Category:

	Owner	Renter	Total	Person
Extremely Low	0	0	0	0
Low Mod	0	0	0	0
Moderate	0	0	0	0
Non Low Moderate	0	0	0	0
Total	0	0	0	0
Percent Low/Mod	0.0%	0.0%	0.0%	0.0%

Annual Accomplishments Accomplishment Narrative

Year # Benefiting  
2021 0 \$0.00

UGLG: HIDALGO COUNTY

Grant Year: 2011

Project: 0007 - 2011 CSH

Objective: Create suitable living environments

IDIS Activity: 46141 - 7219133 Hidalgo County

Outcome: Availability/accessibility

Activity to prevent, prepare for, and respond to Coronavirus: No

Status: Open

Matrix Code: Subsistence Payment (05Q)

Location:

100 E Cano St Fl 2 Edinburg, TX 78539-4533

National Objective: URG

Initial Funding Date: 07/15/2020

Financing:

Funded Amount: \$101,647.10

Net Drawn: \$101,647.10

Balance: \$0.00

Description:

County shall use funds to provide subsistence payments to assist low-income households whose income has been significantly reduced as a result of COVID-19 public health restrictions issued beginning March 2020.

Proposed Accomplishments:

People (General) : 0

Total Population in Service Area: 0

Census Tract Percent Low / Mod: 0.00

Actual Accomplishments:

Number assisted:

	Owner		Renter		Total		Person
	Total	Hispanic	Total	Hispanic	Total	Hispanic	
White:	0	0	0	0	0	0	0
Black/African American:	0	0	0	0	0	0	0
Asian:	0	0	0	0	0	0	0
American Indian/Alaskan Native:	0	0	0	0	0	0	0
Native Hawaiian/Other Pacific Islander:	0	0	0	0	0	0	0
American Indian/Alaskan Native & White:	0	0	0	0	0	0	0
Asian White:	0	0	0	0	0	0	0
Black/African American & White:	0	0	0	0	0	0	0
American Indian/Alaskan Native & Black/African American:	0	0	0	0	0	0	0
Other multi-racial:	0	0	0	0	0	0	0
Asian/Pacific Islander:	0	0	0	0	0	0	0
Hispanic:	0	0	0	0	0	0	0
Total:	0	0	0	0	0	0	0
Female-headed Households:	0		0		0		

Income Category:

	Owner	Renter	Total	Person
Extremely Low	0	0	0	0
Low Mod	0	0	0	0
Moderate	0	0	0	0
Non Low Moderate	0	0	0	0
Total	0	0	0	0
Percent Low/Mod	0.0%	0.0%	0.0%	0.0%

Annual Accomplishments

Accomplishment Narrative

Year # Benefiting

UGLG:

Grant Year: 2011

Project: 0007 - 2011 CSH

Objective:

IDIS Activity: 47848 - 7219143 Maverick County

Outcome:

Activity to prevent, prepare for, and respond to Coronavirus: No

Status: Open

Matrix Code: General Program Administration (21A)

Location:

National Objective:

Initial Funding Date: 01/12/2021  
 Financing:  
 Funded Amount: \$6,818.00  
 Net Drawn: \$6,818.00  
 Balance: \$0.00

Description:  
local admin

Proposed Accomplishments:

: 0  
 Total Population in Service Area: 0  
 Census Tract Percent Low / Mod: 0.00

Actual Accomplishments:

Number assisted:

	Owner		Renter		Total		Person
	Total	Hispanic	Total	Hispanic	Total	Hispanic	
White:	0	0	0	0	0	0	0
Black/African American:	0	0	0	0	0	0	0
Asian:	0	0	0	0	0	0	0
American Indian/Alaskan Native:	0	0	0	0	0	0	0
Native Hawaiian/Other Pacific Islander:	0	0	0	0	0	0	0
American Indian/Alaskan Native & White:	0	0	0	0	0	0	0
Asian White:	0	0	0	0	0	0	0
Black/African American & White:	0	0	0	0	0	0	0
American Indian/Alaskan Native & Black/African American:	0	0	0	0	0	0	0
Other multi-racial:	0	0	0	0	0	0	0
Asian/Pacific Islander:	0	0	0	0	0	0	0
Hispanic:	0	0	0	0	0	0	0
Total:	0	0	0	0	0	0	0
Female-headed Households:	0		0		0		

Income Category:

Owner	Renter	Total	Person
-------	--------	-------	--------

Extremely Low	0	0	0	0
Low Mod	0	0	0	0
Moderate	0	0	0	0
Non Low Moderate	0	0	0	0
Total	0	0	0	0
Percent Low/Mod	0.0%	0.0%	0.0%	0.0%

Annual Accomplishments      Accomplishment Narrative

Year      # Benefiting

UGLG:      MAVERICK COUNTY

Grant Year:      2011

Project:      0007 - 2011 CSH

Objective:      Create suitable living environments

IDIS Activity:      47849 - 7219143 Maverick County

Outcome:      Availability/accessibility

Activity to prevent, prepare for, and respond to Coronavirus:      No

Status:      Open

Matrix Code:      Subsistence Payment (05Q)

Location:

500 Quarry St Eagle Pass, TX 78852-4576

National Objective:      URG

Initial Funding Date:      01/12/2021

Description:

Financing:

E-SHC COVID-19 subsistence payments.

Funded Amount:      \$68,182.00

Net Drawn:      \$68,182.00

Balance:      \$0.00

Proposed Accomplishments:

People (General) : 0

Total Population in Service Area: 0

Census Tract Percent Low / Mod: 0.00

Actual Accomplishments:

Number assisted:

Owner		Renter		Total		Person
Total	Hispanic	Total	Hispanic	Total	Hispanic	



White:	0	0	0	0	0	0	0
Black/African American:	0	0	0	0	0	0	0
Asian:	0	0	0	0	0	0	0
American Indian/Alaskan Native:	0	0	0	0	0	0	0
Native Hawaiian/Other Pacific Islander:	0	0	0	0	0	0	0
American Indian/Alaskan Native & White:	0	0	0	0	0	0	0
Asian White:	0	0	0	0	0	0	0
Black/African American & White:	0	0	0	0	0	0	0
American Indian/Alaskan Native & Black/African American:	0	0	0	0	0	0	0
Other multi-racial:	0	0	0	0	0	0	0
Asian/Pacific Islander:	0	0	0	0	0	0	0
Hispanic:	0	0	0	0	0	0	0
Total:	0	0	0	0	0	0	0
Female-headed Households:	0		0		0		

Income Category:

	Owner	Renter	Total	Person
Extremely Low	0	0	0	0
Low Mod	0	0	0	0
Moderate	0	0	0	0
Non Low Moderate	0	0	0	0
Total	0	0	0	0
Percent Low/Mod	0.0%	0.0%	0.0%	0.0%

Annual Accomplishments

Accomplishment Narrative

Year # Benefiting

UGLG:

Grant Year: 2011

Project: 0007 - 2011 CSH

Objective:

IDIS Activity: 47850 - 7219163 Val Verde County

Outcome:

Activity to prevent, prepare for, and respond to Coronavirus: No

Status: Open

Matrix Code: General Program Administration (21A)

Location:

National Objective:

, -

Initial Funding Date: 01/12/2021  
 Financing:  
 Funded Amount: \$2,272.00  
 Net Drawn: \$2,272.00  
 Balance: \$0.00

Description:  
 local admin

Proposed Accomplishments:

: 0  
 Total Population in Service Area: 0  
 Census Tract Percent Low / Mod: 0.00

Actual Accomplishments:

Number assisted:

	Owner		Renter		Total		Person
	Total	Hispanic	Total	Hispanic	Total	Hispanic	
White:	0	0	0	0	0	0	0
Black/African American:	0	0	0	0	0	0	0
Asian:	0	0	0	0	0	0	0
American Indian/Alaskan Native:	0	0	0	0	0	0	0
Native Hawaiian/Other Pacific Islander:	0	0	0	0	0	0	0
American Indian/Alaskan Native & White:	0	0	0	0	0	0	0
Asian White:	0	0	0	0	0	0	0
Black/African American & White:	0	0	0	0	0	0	0
American Indian/Alaskan Native & Black/African American:	0	0	0	0	0	0	0
Other multi-racial:	0	0	0	0	0	0	0
Asian/Pacific Islander:	0	0	0	0	0	0	0
Hispanic:	0	0	0	0	0	0	0
Total:	0	0	0	0	0	0	0
Female-headed Households:	0		0		0		

Income Category:

	Owner	Renter	Total	Person
Extremely Low	0	0	0	0
Low Mod	0	0	0	0
Moderate	0	0	0	0

Non Low Moderate	0	0	0	0
Total	0	0	0	0
Percent Low/Mod	0.0%	0.0%	0.0%	0.0%

Annual Accomplishments      Accomplishment Narrative

Year      # Benefiting

UGLG:      VAL VERDE COUNTY

Grant Year:      2011

Project:      0007 - 2011 CSH

Objective:      Create suitable living environments

IDIS Activity:      47851 - 7219163 Val Verde County

Outcome:      Availability/accessibility

Activity to prevent, prepare for, and respond to Coronavirus:      No

Status:      Open

Matrix Code:      Subsistence Payment (05Q)

Location:

400 Pecan St Del Rio, TX 78840-5140

National Objective: URG

Initial Funding Date:      01/12/2021

Description:

Financing:

E-SHC COVID-19 subsistence payments.

Funded Amount:      \$22,728.00

Net Drawn:      \$22,728.00

Balance:      \$0.00

Proposed Accomplishments:

People (General) : 0

Total Population in Service Area: 0

Census Tract Percent Low / Mod: 0.00

Actual Accomplishments:

Number assisted:

	Owner		Renter		Total		Person
	Total	Hispanic	Total	Hispanic	Total	Hispanic	
White:	0	0	0	0	0	0	0
Black/African American:	0	0	0	0	0	0	0
Asian:	0	0	0	0	0	0	0

American Indian/Alaskan Native:	0	0	0	0	0	0	0
Native Hawaiian/Other Pacific Islander:	0	0	0	0	0	0	0
American Indian/Alaskan Native & White:	0	0	0	0	0	0	0
Asian White:	0	0	0	0	0	0	0
Black/African American & White:	0	0	0	0	0	0	0
American Indian/Alaskan Native & Black/African American:	0	0	0	0	0	0	0
Other multi-racial:	0	0	0	0	0	0	0
Asian/Pacific Islander:	0	0	0	0	0	0	0
Hispanic:	0	0	0	0	0	0	0
Total:	0	0	0	0	0	0	0
Female-headed Households:	0		0		0		

Income Category:

	Owner	Renter	Total	Person
Extremely Low	0	0	0	0
Low Mod	0	0	0	0
Moderate	0	0	0	0
Non Low Moderate	0	0	0	0
Total	0	0	0	0
Percent Low/Mod	0.0%	0.0%	0.0%	0.0%

Annual Accomplishments

Accomplishment Narrative

Year # Benefiting  
 UGLG: BELLMEAD  
 Grant Year: 2011  
 Project: 0154 - 2011 FAST

Objective: Create suitable living environments

IDIS Activity: 49044 - 7220006 Bellmead  
 Activity to prevent, prepare for, and respond to Coronavirus: No

Outcome: Availability/accessibility

Status: Canceled 05/26/2021  
 Location:

Matrix Code: Fire Station/Equipment (030)

3015 Bellmead Dr Bellmead, TX 76705-3030

National Objective: LMA

Initial Funding Date: 04/13/2021  
 Financing:

Description: twenty (20) sets of wildland bunker gear, two (2) thermal imaging cameras (plus one

Funded Amount: \$0.00  
 Net Drawn: \$0.00  
 Balance: \$0.00

upgrade to existing an camera), four (4) SCBAs with radio interfaces and microphones  
 (includes eight [8] cylinders and thirteen [13] face masks) and one (1) combination rescue

Proposed Accomplishments:

People (General) : 0  
 Total Population in Service Area: 10,020  
 Census Tract Percent Low / Mod: 54.90

Actual Accomplishments:

Number assisted:

	Owner		Renter		Total		Person
	Total	Hispanic	Total	Hispanic	Total	Hispanic	
White:	0	0	0	0	0	0	0
Black/African American:	0	0	0	0	0	0	0
Asian:	0	0	0	0	0	0	0
American Indian/Alaskan Native:	0	0	0	0	0	0	0
Native Hawaiian/Other Pacific Islander:	0	0	0	0	0	0	0
American Indian/Alaskan Native & White:	0	0	0	0	0	0	0
Asian White:	0	0	0	0	0	0	0
Black/African American & White:	0	0	0	0	0	0	0
American Indian/Alaskan Native & Black/African American:	0	0	0	0	0	0	0
Other multi-racial:	0	0	0	0	0	0	0
Asian/Pacific Islander:	0	0	0	0	0	0	0
Hispanic:	0	0	0	0	0	0	0
Total:	0	0	0	0	0	0	0
Female-headed Households:	0		0		0		

Income Category:

	Owner	Renter	Total	Person
Extremely Low	0	0	0	0
Low Mod	0	0	0	0
Moderate	0	0	0	0
Non Low Moderate	0	0	0	0
Total	0	0	0	0
Percent Low/Mod	0.0%	0.0%	0.0%	0.0%

Annual Accomplishments      Accomplishment Narrative

Year      # Benefiting  
 UGLG:      UVALDE COUNTY  
 Grant Year:    2011  
 Project:      0005 - 2011 CFC

Objective:      Create suitable living environments

IDIS Activity:    49409 - 7218145 Uvalde County  
 Activity to prevent, prepare for, and respond to Coronavirus:    No

Outcome:      Availability/accessibility

Status:      Open  
 Location:  
 100 N Getty St Ste 3    Uvalde, TX 78801-5239

Matrix Code:      Water/Sewer Improvements (03J)

National Objective: LMA

Initial Funding Date:      05/19/2021  
 Financing:  
 Funded Amount:      \$17,800.40  
 Net Drawn:      \$17,800.40  
 Balance:      \$0.00

Description:  
 first-time sewer and sewer improvements in the Flores colonia

Proposed Accomplishments:  
 People (General) : 0  
 Total Population in Service Area: 52  
 Census Tract Percent Low / Mod: 100.00

Actual Accomplishments:

Number assisted:

	Owner		Renter		Total		
	Total	Hispanic	Total	Hispanic	Total	Hispanic	Person
White:	0	0	0	0	0	0	0
Black/African American:	0	0	0	0	0	0	0
Asian:	0	0	0	0	0	0	0
American Indian/Alaskan Native:	0	0	0	0	0	0	0
Native Hawaiian/Other Pacific Islander:	0	0	0	0	0	0	0
American Indian/Alaskan Native & White:	0	0	0	0	0	0	0
Asian White:	0	0	0	0	0	0	0

Black/African American & White:	0	0	0	0	0	0	0
American Indian/Alaskan Native & Black/African American:	0	0	0	0	0	0	0
Other multi-racial:	0	0	0	0	0	0	0
Asian/Pacific Islander:	0	0	0	0	0	0	0
Hispanic:	0	0	0	0	0	0	0
Total:	0	0	0	0	0	0	0
Female-headed Households:	0		0		0		

Income Category:

	Owner	Renter	Total	Person
Extremely Low	0	0	0	0
Low Mod	0	0	0	0
Moderate	0	0	0	0
Non Low Moderate	0	0	0	0
Total	0	0	0	0
Percent Low/Mod	0.0%	0.0%	0.0%	0.0%

Annual Accomplishments

Accomplishment Narrative

Year # Benefiting  
 UGLG: MATAGORDA COUNTY  
 Grant Year: 2011  
 Project: 0002 - 2011 CD

Objective: Create suitable living environments

IDIS Activity: 49547 - 7219261 Matagorda County  
 Activity to prevent, prepare for, and respond to Coronavirus: No

Outcome: Availability/accessibility

Status: Open  
 Location:  
 1700 7th St Rm 301 Bay City, TX 77414-5034

Matrix Code: Water/Sewer Improvements (03J)

National Objective: LMA

Initial Funding Date: 05/26/2021  
 Financing:  
 Funded Amount: \$314.12  
 Net Drawn: \$314.12  
 Balance: \$0.00

Description:  
 Contractor shall install seven thousand three hundred linear feet (7,300 l.f.) of three-inch (3) and six-inch (6) water line, four thousand eight hundred linear feet (4,800 l.f.) of three-inch (3) water line, service reconnections, and all associated appurtenances Construction

Proposed Accomplishments:

People (General) : 0

Total Population in Service Area: 173

Census Tract Percent Low / Mod: 65.90

Actual Accomplishments:

Number assisted:

	Owner		Renter		Total		Person
	Total	Hispanic	Total	Hispanic	Total	Hispanic	
White:	0	0	0	0	0	0	0
Black/African American:	0	0	0	0	0	0	0
Asian:	0	0	0	0	0	0	0
American Indian/Alaskan Native:	0	0	0	0	0	0	0
Native Hawaiian/Other Pacific Islander:	0	0	0	0	0	0	0
American Indian/Alaskan Native & White:	0	0	0	0	0	0	0
Asian White:	0	0	0	0	0	0	0
Black/African American & White:	0	0	0	0	0	0	0
American Indian/Alaskan Native & Black/African American:	0	0	0	0	0	0	0
Other multi-racial:	0	0	0	0	0	0	0
Asian/Pacific Islander:	0	0	0	0	0	0	0
Hispanic:	0	0	0	0	0	0	0
Total:	0	0	0	0	0	0	0
Female-headed Households:	0		0		0		

Income Category:

	Owner	Renter	Total	Person
Extremely Low	0	0	0	0
Low Mod	0	0	0	0
Moderate	0	0	0	0
Non Low Moderate	0	0	0	0
Total	0	0	0	0
Percent Low/Mod	0.0%	0.0%	0.0%	0.0%

Annual Accomplishments

Accomplishment Narrative

Year # Benefiting  
 UGLG: Rankin



Grant Year: 2011  
Project: 0002 - 2011 CD

Objective: Create suitable living environments

IDIS Activity: 49945 - 7219519 Rankin

Outcome: Availability/accessibility

Activity to prevent, prepare for, and respond to Coronavirus: No

Status: Open

Matrix Code: Water/Sewer Improvements (03J)

Location:

PO Box 61 Rankin, TX 79778-0061

National Objective: LMA

Initial Funding Date: 08/03/2021

Description:

Financing:

Contractor shall replace aged and deteriorated six-inch (6 in.) and eight-inch (8 in.) water lines with four hundred linear feet (400 LF) of six-inch (6 in.) water line and two thousand four hundred linear feet (2,400 LF) of eight-inch (8 in.) water line, one hundred fifty linear

Funded Amount: \$16,840.58

Net Drawn: \$16,840.58

Balance: \$0.00

Proposed Accomplishments:

People (General) : 0

Total Population in Service Area: 726

Census Tract Percent Low / Mod: 61.50

Actual Accomplishments:

Number assisted:

	Owner		Renter		Total		Person
	Total	Hispanic	Total	Hispanic	Total	Hispanic	
White:	0	0	0	0	0	0	0
Black/African American:	0	0	0	0	0	0	0
Asian:	0	0	0	0	0	0	0
American Indian/Alaskan Native:	0	0	0	0	0	0	0
Native Hawaiian/Other Pacific Islander:	0	0	0	0	0	0	0
American Indian/Alaskan Native & White:	0	0	0	0	0	0	0
Asian White:	0	0	0	0	0	0	0
Black/African American & White:	0	0	0	0	0	0	0
American Indian/Alaskan Native & Black/African American:	0	0	0	0	0	0	0
Other multi-racial:	0	0	0	0	0	0	0

Asian/Pacific Islander:	0	0	0	0	0	0	0
Hispanic:	0	0	0	0	0	0	0
Total:	0	0	0	0	0	0	0
Female-headed Households:	0		0		0		

Income Category:

	Owner	Renter	Total	Person
Extremely Low	0	0	0	0
Low Mod	0	0	0	0
Moderate	0	0	0	0
Non Low Moderate	0	0	0	0
Total	0	0	0	0
Percent Low/Mod	0.0%	0.0%	0.0%	0.0%

Annual Accomplishments

Accomplishment Narrative

Year # Benefiting

UGLG: ZAPATA COUNTY

Grant Year: 2012

Project: 0180 - 2012 CD-D

Objective: Create suitable living environments

IDIS Activity: 41679 - 7216511 Zapata County

Outcome: Availability/accessibility

Activity to prevent, prepare for, and respond to Coronavirus: No

Status: Completed 10/16/2020

Matrix Code: Street Improvements (03K)

Location:

200 E 7th St Zapata, TX 78076-2935

National Objective: LMA

Initial Funding Date: 08/30/2016

Financing:

Funded Amount: \$304,922.00

Net Drawn: \$304,922.00

Balance: \$0.00

Description:

In the colonia of Medina Addition, contractor shall install approximately 13,530 l.f. of curb and gutter, 4-inch flex base, and associated appurtenances. Construction shall take place on 3rd, 4th and 7th Streets.

Proposed Accomplishments:

People (General) : 215

Total Population in Service Area: 215  
 Census Tract Percent Low / Mod: 61.40

Actual Accomplishments:

Number assisted:

	Owner		Renter		Total		Person
	Total	Hispanic	Total	Hispanic	Total	Hispanic	
White:	0	0	0	0	0	0	0
Black/African American:	0	0	0	0	0	0	0
Asian:	0	0	0	0	0	0	0
American Indian/Alaskan Native:	0	0	0	0	0	0	0
Native Hawaiian/Other Pacific Islander:	0	0	0	0	0	0	0
American Indian/Alaskan Native & White:	0	0	0	0	0	0	0
Asian White:	0	0	0	0	0	0	0
Black/African American & White:	0	0	0	0	0	0	0
American Indian/Alaskan Native & Black/African American:	0	0	0	0	0	0	0
Other multi-racial:	0	0	0	0	0	0	0
Asian/Pacific Islander:	0	0	0	0	0	0	0
Hispanic:	0	0	0	0	0	0	0
Total:	0	0	0	0	0	0	0
Female-headed Households:	0		0		0		

Income Category:

	Owner	Renter	Total	Person
Extremely Low	0	0	0	0
Low Mod	0	0	0	0
Moderate	0	0	0	0
Non Low Moderate	0	0	0	0
Total	0	0	0	0
Percent Low/Mod	0.0%	0.0%	0.0%	0.0%

Annual Accomplishments

Accomplishment Narrative

Year # Benefiting

2012 0 Project is 76-99% complete

UGLG:

Grant Year: 2012

Project: 0173 - 2012 ED-PI-D

Objective:

IDIS Activity: 43045 - 7217052 Mineola

Outcome:

Activity to prevent, prepare for, and respond to Coronavirus: No

Status: Canceled 07/07/2021

Matrix Code: General Program Administration (21A)

Location:

National Objective:

Initial Funding Date: 12/22/2017

Description:

Financing:

local admin

Funded Amount: \$0.00

Net Drawn: \$0.00

Balance: \$0.00

Proposed Accomplishments:

: 0

Total Population in Service Area: 0

Census Tract Percent Low / Mod: 0.00

Actual Accomplishments:

Number assisted:

	Owner		Renter		Total		Person
	Total	Hispanic	Total	Hispanic	Total	Hispanic	
White:	0	0	0	0	0	0	0
Black/African American:	0	0	0	0	0	0	0
Asian:	0	0	0	0	0	0	0
American Indian/Alaskan Native:	0	0	0	0	0	0	0
Native Hawaiian/Other Pacific Islander:	0	0	0	0	0	0	0
American Indian/Alaskan Native & White:	0	0	0	0	0	0	0
Asian White:	0	0	0	0	0	0	0
Black/African American & White:	0	0	0	0	0	0	0
American Indian/Alaskan Native & Black/African American:	0	0	0	0	0	0	0
Other multi-racial:	0	0	0	0	0	0	0
Asian/Pacific Islander:	0	0	0	0	0	0	0
Hispanic:	0	0	0	0	0	0	0

Total: 0 0 0 0 0 0 0  
 Female-headed Households: 0 0 0 0 0 0

Income Category:

	Owner	Renter	Total	Person
Extremely Low	0	0	0	0
Low Mod	0	0	0	0
Moderate	0	0	0	0
Non Low Moderate	0	0	0	0
Total	0	0	0	0
Percent Low/Mod	0.0%	0.0%	0.0%	0.0%

Annual Accomplishments

Accomplishment Narrative

Year # Benefiting  
 UGLG: MINEOLA  
 Grant Year: 2012

Project: 0173 - 2012 ED-PI-D

Objective: Create economic opportunities

IDIS Activity: 43046 - 7217052 Mineola

Outcome: Availability/accessibility

Activity to prevent, prepare for, and respond to Coronavirus: No

Status: Canceled 07/07/2021

Matrix Code: ED Direct Financial Assistance to For-Profits (18A)

Location:

PO Box 179 Mineola, TX 75773-0179

National Objective: LMJ

Initial Funding Date: 12/22/2017

Financing:

Funded Amount: \$0.00

Net Drawn: \$0.00

Balance: \$0.00

Description:

This Texas Capital Fund economic development award will provide water, sewer and natural gas infrastructure improvements, as well as engineering and administrative services in support of the creation of a feed mill facility operated by Sanderson Farms,

Proposed Accomplishments:

Jobs : 0

Total Population in Service Area: 0

Census Tract Percent Low / Mod: 0.00

Actual Accomplishments:

Number assisted:

	Owner		Renter		Total		Person
	Total	Hispanic	Total	Hispanic	Total	Hispanic	
White:	0	0	0	0	0	0	0
Black/African American:	0	0	0	0	0	0	0
Asian:	0	0	0	0	0	0	0
American Indian/Alaskan Native:	0	0	0	0	0	0	0
Native Hawaiian/Other Pacific Islander:	0	0	0	0	0	0	0
American Indian/Alaskan Native & White:	0	0	0	0	0	0	0
Asian White:	0	0	0	0	0	0	0
Black/African American & White:	0	0	0	0	0	0	0
American Indian/Alaskan Native & Black/African American:	0	0	0	0	0	0	0
Other multi-racial:	0	0	0	0	0	0	0
Asian/Pacific Islander:	0	0	0	0	0	0	0
Hispanic:	0	0	0	0	0	0	0
Total:	0	0	0	0	0	0	0
Female-headed Households:	0		0		0		

Income Category:

	Owner	Renter	Total	Person
Extremely Low	0	0	0	0
Low Mod	0	0	0	0
Moderate	0	0	0	0
Non Low Moderate	0	0	0	0
Total	0	0	0	0
Percent Low/Mod	0.0%	0.0%	0.0%	0.0%

Annual Accomplishments

Accomplishment Narrative

Year # Benefiting  
 2012 0 Project is 76-99% complete  
 UGLG: SULPHUR SPRINGS  
 Grant Year: 2012  
 Project: 0001 - 2012 CD

Objective: Create suitable living environments

IDIS Activity: 43203 - 7217450 Sulphur Springs  
 Activity to prevent, prepare for, and respond to Coronavirus: No

Outcome: Sustainability

Status: Completed 02/26/2021

Matrix Code: Street Improvements (03K)

Location:  
 125 Davis St S Sulphur Springs, TX 75482-2717

National Objective: LMA

Initial Funding Date: 01/18/2018  
 Financing:  
 Funded Amount: \$89,159.88  
 Net Drawn: \$89,159.88  
 Balance: \$0.00

Description:  
 Contractor shall install approximately one thousand one hundred seventy linear feet (1,170 l.f.) of eight-inch  
 (8

Proposed Accomplishments:

People (General) : 44  
 Total Population in Service Area: 44  
 Census Tract Percent Low / Mod: 81.80

Actual Accomplishments:

Number assisted:

	Owner		Renter		Total		Person
	Total	Hispanic	Total	Hispanic	Total	Hispanic	
White:	0	0	0	0	0	0	0
Black/African American:	0	0	0	0	0	0	0
Asian:	0	0	0	0	0	0	0
American Indian/Alaskan Native:	0	0	0	0	0	0	0
Native Hawaiian/Other Pacific Islander:	0	0	0	0	0	0	0
American Indian/Alaskan Native & White:	0	0	0	0	0	0	0
Asian White:	0	0	0	0	0	0	0
Black/African American & White:	0	0	0	0	0	0	0
American Indian/Alaskan Native & Black/African American:	0	0	0	0	0	0	0
Other multi-racial:	0	0	0	0	0	0	0
Asian/Pacific Islander:	0	0	0	0	0	0	0
Hispanic:	0	0	0	0	0	0	0
Total:	0	0	0	0	0	0	0

Female-headed Households: 0 0 0

Income Category:

	Owner	Renter	Total	Person
Extremely Low	0	0	0	0
Low Mod	0	0	0	0
Moderate	0	0	0	0
Non Low Moderate	0	0	0	0
Total	0	0	0	0
Percent Low/Mod	0.0%	0.0%	0.0%	0.0%

Annual Accomplishments

Accomplishment Narrative

Year # Benefiting  
2020 0 \$0.00

UGLG:

Grant Year: 2012

Project: 0002 - 2012 ED

Objective:

IDIS Activity: 43343 - 7217212 Mount Vernon

Outcome:

Activity to prevent, prepare for, and respond to Coronavirus: No

Status: Completed 04/30/2021

Matrix Code: General Program Administration (21A)

Location:

National Objective:

Initial Funding Date: 01/23/2018

Description:

Financing:

local admin

Funded Amount: \$25,000.00

Net Drawn: \$25,000.00

Balance: \$0.00

Proposed Accomplishments:

: 0

Total Population in Service Area: 0

Census Tract Percent Low / Mod: 0.00



Actual Accomplishments:

Number assisted:

	Owner		Renter		Total		Person
	Total	Hispanic	Total	Hispanic	Total	Hispanic	
White:	0	0	0	0	0	0	0
Black/African American:	0	0	0	0	0	0	0
Asian:	0	0	0	0	0	0	0
American Indian/Alaskan Native:	0	0	0	0	0	0	0
Native Hawaiian/Other Pacific Islander:	0	0	0	0	0	0	0
American Indian/Alaskan Native & White:	0	0	0	0	0	0	0
Asian White:	0	0	0	0	0	0	0
Black/African American & White:	0	0	0	0	0	0	0
American Indian/Alaskan Native & Black/African American:	0	0	0	0	0	0	0
Other multi-racial:	0	0	0	0	0	0	0
Asian/Pacific Islander:	0	0	0	0	0	0	0
Hispanic:	0	0	0	0	0	0	0
Total:	0	0	0	0	0	0	0
Female-headed Households:	0		0		0		

Income Category:

	Owner	Renter	Total	Person
Extremely Low	0	0	0	0
Low Mod	0	0	0	0
Moderate	0	0	0	0
Non Low Moderate	0	0	0	0
Total	0	0	0	0
Percent Low/Mod	0.0%	0.0%	0.0%	0.0%

Annual Accomplishments

Accomplishment Narrative

Year # Benefiting

UGLG: CITY OF MOUNT VERNON

Grant Year: 2012

Project: 0002 - 2012 ED

Objective: Create suitable living environments

IDIS Activity: 43344 - 7217212 Mount Vernon

Outcome: Availability/accessibility

Activity to prevent, prepare for, and respond to Coronavirus: No

Status: Completed 04/30/2021  
 Location:  
 PO Box 597 Mount Vernon, TX 75457-0597

Matrix Code: Sidewalks (03L)

National Objective: LMA

Initial Funding Date: 01/23/2018  
 Financing:  
 Funded Amount: \$206,903.00  
 Net Drawn: \$206,903.00  
 Balance: \$0.00

Description:  
 The purpose of this Economic Development project is to provide infrastructure improvements in the form of sidewalk improvements in the Main Street area designated by the Contractor.

Proposed Accomplishments:  
 People (General) : 2,690  
 Total Population in Service Area: 2,590  
 Census Tract Percent Low / Mod: 58.10

Actual Accomplishments:

Number assisted:

	Owner		Renter		Total		Person
	Total	Hispanic	Total	Hispanic	Total	Hispanic	
White:	0	0	0	0	0	0	0
Black/African American:	0	0	0	0	0	0	0
Asian:	0	0	0	0	0	0	0
American Indian/Alaskan Native:	0	0	0	0	0	0	0
Native Hawaiian/Other Pacific Islander:	0	0	0	0	0	0	0
American Indian/Alaskan Native & White:	0	0	0	0	0	0	0
Asian White:	0	0	0	0	0	0	0
Black/African American & White:	0	0	0	0	0	0	0
American Indian/Alaskan Native & Black/African American:	0	0	0	0	0	0	0
Other multi-racial:	0	0	0	0	0	0	0
Asian/Pacific Islander:	0	0	0	0	0	0	0
Hispanic:	0	0	0	0	0	0	0
Total:	0	0	0	0	0	0	0
Female-headed Households:	0		0		0		

Income Category:

	Owner	Renter	Total	Person
Extremely Low	0	0	0	0
Low Mod	0	0	0	0
Moderate	0	0	0	0
Non Low Moderate	0	0	0	0
Total	0	0	0	0
Percent Low/Mod	0.0%	0.0%	0.0%	0.0%

Annual Accomplishments Accomplishment Narrative

Year # Benefiting

2020 0 \$0.00

UGLG:

Grant Year: 2012

Project: 0002 - 2012 ED

Objective:

IDIS Activity: 43346 - 7217222 Bay City

Outcome:

Activity to prevent, prepare for, and respond to Coronavirus: No

Status: Completed 03/16/2021

Matrix Code: General Program Administration (21A)

Location:

National Objective:

Initial Funding Date: 01/23/2018

Description:

Financing:

local admin

Funded Amount: \$27,500.00

Net Drawn: \$27,500.00

Balance: \$0.00

Proposed Accomplishments:

: 0

Total Population in Service Area: 0

Census Tract Percent Low / Mod: 0.00

Actual Accomplishments:

Number assisted:

	Owner		Renter		Total		Person
	Total	Hispanic	Total	Hispanic	Total	Hispanic	
White:	0	0	0	0	0	0	0
Black/African American:	0	0	0	0	0	0	0
Asian:	0	0	0	0	0	0	0
American Indian/Alaskan Native:	0	0	0	0	0	0	0
Native Hawaiian/Other Pacific Islander:	0	0	0	0	0	0	0
American Indian/Alaskan Native & White:	0	0	0	0	0	0	0
Asian White:	0	0	0	0	0	0	0
Black/African American & White:	0	0	0	0	0	0	0
American Indian/Alaskan Native & Black/African American:	0	0	0	0	0	0	0
Other multi-racial:	0	0	0	0	0	0	0
Asian/Pacific Islander:	0	0	0	0	0	0	0
Hispanic:	0	0	0	0	0	0	0
Total:	0	0	0	0	0	0	0
Female-headed Households:	0		0		0		

Income Category:

	Owner	Renter	Total	Person
Extremely Low	0	0	0	0
Low Mod	0	0	0	0
Moderate	0	0	0	0
Non Low Moderate	0	0	0	0
Total	0	0	0	0
Percent Low/Mod	0.0%	0.0%	0.0%	0.0%

Annual Accomplishments

Accomplishment Narrative

Year # Benefiting

UGLG: BAY CITY

Grant Year: 2012

Project: 0002 - 2012 ED

Objective: Create suitable living environments

IDIS Activity: 43347 - 7217222 Bay City

Outcome: Availability/accessibility

Activity to prevent, prepare for, and respond to Coronavirus: No

Status: Completed 03/16/2021

Matrix Code: Sidewalks (03L)

Location:

1901 5th St Bay City, TX 77414-6143

National Objective: LMA

Initial Funding Date: 01/23/2018  
 Financing:  
 Funded Amount: \$222,500.00  
 Net Drawn: \$222,500.00  
 Balance: \$0.00

Description:  
 The purpose of this Economic Development project is to provide infrastructure improvements in the form of sidewalk improvements in the Main Street area designated by the Contractor.

Proposed Accomplishments:

People (General) : 17,510  
 Total Population in Service Area: 17,510  
 Census Tract Percent Low / Mod: 51.00

Actual Accomplishments:

Number assisted:

	Owner		Renter		Total		Person
	Total	Hispanic	Total	Hispanic	Total	Hispanic	
White:	0	0	0	0	0	0	0
Black/African American:	0	0	0	0	0	0	0
Asian:	0	0	0	0	0	0	0
American Indian/Alaskan Native:	0	0	0	0	0	0	0
Native Hawaiian/Other Pacific Islander:	0	0	0	0	0	0	0
American Indian/Alaskan Native & White:	0	0	0	0	0	0	0
Asian White:	0	0	0	0	0	0	0
Black/African American & White:	0	0	0	0	0	0	0
American Indian/Alaskan Native & Black/African American:	0	0	0	0	0	0	0
Other multi-racial:	0	0	0	0	0	0	0
Asian/Pacific Islander:	0	0	0	0	0	0	0
Hispanic:	0	0	0	0	0	0	0
Total:	0	0	0	0	0	0	0
Female-headed Households:	0		0		0		

Income Category:

Owner Renter Total Person

Extremely Low	0	0	0	0
Low Mod	0	0	0	0
Moderate	0	0	0	0
Non Low Moderate	0	0	0	0
Total	0	0	0	0
Percent Low/Mod	0.0%	0.0%	0.0%	0.0%

Annual Accomplishments      Accomplishment Narrative  
 Year      # Benefiting  
 2012      0 construction bidding and award in progress

UGLG:  
 Grant Year: 2012  
 Project: 0002 - 2012 ED

Objective:

IDIS Activity: 43355 - 7217162 Natalia  
 Activity to prevent, prepare for, and respond to Coronavirus: No

Outcome:

Status: Completed 07/15/2021  
 Location:

Matrix Code: General Program Administration (21A)

National Objective:

Initial Funding Date: 01/23/2018  
 Financing:  
 Funded Amount: \$15,000.00  
 Net Drawn: \$15,000.00  
 Balance: \$0.00

Description:  
 local admin

Proposed Accomplishments:  
 : 0  
 Total Population in Service Area: 0  
 Census Tract Percent Low / Mod: 0.00

Actual Accomplishments:

Number assisted:

	Owner	Renter	Total
--	-------	--------	-------

	Total	Hispanic	Total	Hispanic	Total	Hispanic	Person
White:	0	0	0	0	0	0	0
Black/African American:	0	0	0	0	0	0	0
Asian:	0	0	0	0	0	0	0
American Indian/Alaskan Native:	0	0	0	0	0	0	0
Native Hawaiian/Other Pacific Islander:	0	0	0	0	0	0	0
American Indian/Alaskan Native & White:	0	0	0	0	0	0	0
Asian White:	0	0	0	0	0	0	0
Black/African American & White:	0	0	0	0	0	0	0
American Indian/Alaskan Native & Black/African American:	0	0	0	0	0	0	0
Other multi-racial:	0	0	0	0	0	0	0
Asian/Pacific Islander:	0	0	0	0	0	0	0
Hispanic:	0	0	0	0	0	0	0
Total:	0	0	0	0	0	0	0
Female-headed Households:	0		0		0		

Income Category:

	Owner	Renter	Total	Person
Extremely Low	0	0	0	0
Low Mod	0	0	0	0
Moderate	0	0	0	0
Non Low Moderate	0	0	0	0
Total	0	0	0	0
Percent Low/Mod	0.0%	0.0%	0.0%	0.0%

Annual Accomplishments

Accomplishment Narrative

Year # Benefiting

UGLG: NATALIA

Grant Year: 2012

Project: 0002 - 2012 ED

Objective: Create suitable living environments

IDIS Activity: 43356 - 7217162 Natalia

Outcome: Availability/accessibility

Activity to prevent, prepare for, and respond to Coronavirus: No

Status: Completed 07/15/2021

Matrix Code: Sidewalks (03L)

Location:

PO Box 270 Natalia, TX 78059-0270

National Objective: LMA

Initial Funding Date: 01/23/2018  
 Financing:  
 Funded Amount: \$115,472.00  
 Net Drawn: \$115,472.00  
 Balance: \$0.00

Description:  
 The purpose of this Economic Development project is to provide infrastructure improvements in the form of sidewalk improvements in the downtown area designated by the Contractor.

Proposed Accomplishments:  
 People (General) : 1,750  
 Total Population in Service Area: 1,750  
 Census Tract Percent Low / Mod: 58.50

Actual Accomplishments:

Number assisted:

	Owner		Renter		Total		Person
	Total	Hispanic	Total	Hispanic	Total	Hispanic	
White:	0	0	0	0	0	0	0
Black/African American:	0	0	0	0	0	0	0
Asian:	0	0	0	0	0	0	0
American Indian/Alaskan Native:	0	0	0	0	0	0	0
Native Hawaiian/Other Pacific Islander:	0	0	0	0	0	0	0
American Indian/Alaskan Native & White:	0	0	0	0	0	0	0
Asian White:	0	0	0	0	0	0	0
Black/African American & White:	0	0	0	0	0	0	0
American Indian/Alaskan Native & Black/African American:	0	0	0	0	0	0	0
Other multi-racial:	0	0	0	0	0	0	0
Asian/Pacific Islander:	0	0	0	0	0	0	0
Hispanic:	0	0	0	0	0	0	0
Total:	0	0	0	0	0	0	0
Female-headed Households:	0		0		0		

Income Category:

	Owner	Renter	Total	Person
Extremely Low	0	0	0	0
Low Mod	0	0	0	0



Moderate	0	0	0	0
Non Low Moderate	0	0	0	0
Total	0	0	0	0
Percent Low/Mod	0.0%	0.0%	0.0%	0.0%

Annual Accomplishments Accomplishment Narrative

Year # Benefiting  
2021 0 \$0.00

UGLG:

Grant Year: 2012

Project: 0002 - 2012 ED

Objective:

IDIS Activity: 43358 - 7217172 Palacios

Outcome:

Activity to prevent, prepare for, and respond to Coronavirus: No

Status: Completed 01/22/2021

Matrix Code: General Program Administration (21A)

Location:

National Objective:

Initial Funding Date: 01/24/2018

Description:

Financing:

admin

Funded Amount: \$27,378.15

Net Drawn: \$27,378.15

Balance: \$0.00

Proposed Accomplishments:

: 0

Total Population in Service Area: 0

Census Tract Percent Low / Mod: 0.00

Actual Accomplishments:

Number assisted:

White:	Owner		Renter		Total		Person
	Total	Hispanic	Total	Hispanic	Total	Hispanic	
	0	0	0	0	0	0	0

Black/African American:	0	0	0	0	0	0	0
Asian:	0	0	0	0	0	0	0
American Indian/Alaskan Native:	0	0	0	0	0	0	0
Native Hawaiian/Other Pacific Islander:	0	0	0	0	0	0	0
American Indian/Alaskan Native & White:	0	0	0	0	0	0	0
Asian White:	0	0	0	0	0	0	0
Black/African American & White:	0	0	0	0	0	0	0
American Indian/Alaskan Native & Black/African American:	0	0	0	0	0	0	0
Other multi-racial:	0	0	0	0	0	0	0
Asian/Pacific Islander:	0	0	0	0	0	0	0
Hispanic:	0	0	0	0	0	0	0
Total:	0	0	0	0	0	0	0
Female-headed Households:	0		0		0		0

Income Category:

	Owner	Renter	Total	Person
Extremely Low	0	0	0	0
Low Mod	0	0	0	0
Moderate	0	0	0	0
Non Low Moderate	0	0	0	0
Total	0	0	0	0
Percent Low/Mod	0.0%	0.0%	0.0%	0.0%

Annual Accomplishments

Accomplishment Narrative

Year # Benefiting  
 UGLG: PALACIOS  
 Grant Year: 2012

Project: 0002 - 2012 ED

Objective: Create economic opportunities

IDIS Activity: 43359 - 7217172 Palacios  
 Activity to prevent, prepare for, and respond to Coronavirus: No

Outcome: Availability/accessibility

Status: Completed 01/22/2021  
 Location:

Matrix Code: Sidewalks (03L)

311 Henderson St Palacios, TX 77465-3949

National Objective: LMA

Initial Funding Date: 01/24/2018  
 Financing:  
 Funded Amount: \$218,028.00  
 Net Drawn: \$218,028.00  
 Balance: \$0.00

Description:  
 The minimum necessary activities are to consist of approximately four hundred seventy-eight linear feet (478 l.f.) of concrete sidewalk, one hundred eighty linear feet (180 l.f.) of curb and gutter, three (3) ADA compliant ramps, six (6) street lights, and necessary

Proposed Accomplishments:

People (General) : 4,695  
 Total Population in Service Area: 4,695  
 Census Tract Percent Low / Mod: 53.50

Actual Accomplishments:

Number assisted:

	Owner		Renter		Total		Person
	Total	Hispanic	Total	Hispanic	Total	Hispanic	
White:	0	0	0	0	0	0	0
Black/African American:	0	0	0	0	0	0	0
Asian:	0	0	0	0	0	0	0
American Indian/Alaskan Native:	0	0	0	0	0	0	0
Native Hawaiian/Other Pacific Islander:	0	0	0	0	0	0	0
American Indian/Alaskan Native & White:	0	0	0	0	0	0	0
Asian White:	0	0	0	0	0	0	0
Black/African American & White:	0	0	0	0	0	0	0
American Indian/Alaskan Native & Black/African American:	0	0	0	0	0	0	0
Other multi-racial:	0	0	0	0	0	0	0
Asian/Pacific Islander:	0	0	0	0	0	0	0
Hispanic:	0	0	0	0	0	0	0
Total:	0	0	0	0	0	0	0
Female-headed Households:	0		0		0		

Income Category:

	Owner	Renter	Total	Person
Extremely Low	0	0	0	0
Low Mod	0	0	0	0
Moderate	0	0	0	0
Non Low Moderate	0	0	0	0

Total 0 0 0 0  
 Percent Low/Mod 0.0% 0.0% 0.0% 0.0%

Annual Accomplishments Accomplishment Narrative  
 Year # Benefiting  
 2018 0 project design, plans and specs are being prepared by engineer

UGLG:  
 Grant Year: 2012  
 Project: 0008 - 2012 STEP

Objective:  
  
 Outcome:  
  
 Matrix Code: General Program Administration (21A)

IDIS Activity: 43662 - 7218036 Upshur County  
 Activity to prevent, prepare for, and respond to Coronavirus: No  
  
 Status: Completed 07/06/2021  
 Location:  
 , -

National Objective:  
  
 Description:  
 local admin

Initial Funding Date: 06/21/2018  
 Financing:  
 Funded Amount: \$32,500.00  
 Net Drawn: \$32,500.00  
 Balance: \$0.00

Proposed Accomplishments:  
 : 0  
 Total Population in Service Area: 0  
 Census Tract Percent Low / Mod: 0.00

Actual Accomplishments:  
 Number assisted:

	Owner		Renter		Total		
	Total	Hispanic	Total	Hispanic	Total	Hispanic	Person
White:	0	0	0	0	0	0	0
Black/African American:	0	0	0	0	0	0	0
Asian:	0	0	0	0	0	0	0

American Indian/Alaskan Native:	0	0	0	0	0	0	0
Native Hawaiian/Other Pacific Islander:	0	0	0	0	0	0	0
American Indian/Alaskan Native & White:	0	0	0	0	0	0	0
Asian White:	0	0	0	0	0	0	0
Black/African American & White:	0	0	0	0	0	0	0
American Indian/Alaskan Native & Black/African American:	0	0	0	0	0	0	0
Other multi-racial:	0	0	0	0	0	0	0
Asian/Pacific Islander:	0	0	0	0	0	0	0
Hispanic:	0	0	0	0	0	0	0
Total:	0	0	0	0	0	0	0
Female-headed Households:	0		0		0		

Income Category:

	Owner	Renter	Total	Person
Extremely Low	0	0	0	0
Low Mod	0	0	0	0
Moderate	0	0	0	0
Non Low Moderate	0	0	0	0
Total	0	0	0	0
Percent Low/Mod	0.0%	0.0%	0.0%	0.0%

Annual Accomplishments

Accomplishment Narrative

Year # Benefiting  
 UGLG: UPSHUR COUNTY  
 Grant Year: 2012  
 Project: 0008 - 2012 STEP

Objective: Create suitable living environments

IDIS Activity: 43663 - 7218036 Upshur County  
 Activity to prevent, prepare for, and respond to Coronavirus: No

Outcome: Sustainability

Status: Completed 06/08/2021  
 Location:  
 PO Box 730 Gilmer, TX 75644-0730

Matrix Code: Water/Sewer Improvements (03J)

National Objective: LMA

Initial Funding Date: 06/21/2018  
 Financing:

Description:  
 Contractor, in coordination with the Union Grove Water Supply Corporation (WSC), using

Funded Amount: \$305,704.34  
 Net Drawn: \$305,704.34  
 Balance: \$0.00

volunteer labor and equipment shall provide first-time water service to twenty-four (24) households in the southeast portion of Upshur County on Bob-O-Link Road, FM 1844, and

Proposed Accomplishments:

People (General) : 71  
 Total Population in Service Area: 71  
 Census Tract Percent Low / Mod: 74.60

Actual Accomplishments:

Number assisted:

	Owner		Renter		Total		Person
	Total	Hispanic	Total	Hispanic	Total	Hispanic	
White:	0	0	0	0	0	0	0
Black/African American:	0	0	0	0	0	0	0
Asian:	0	0	0	0	0	0	0
American Indian/Alaskan Native:	0	0	0	0	0	0	0
Native Hawaiian/Other Pacific Islander:	0	0	0	0	0	0	0
American Indian/Alaskan Native & White:	0	0	0	0	0	0	0
Asian White:	0	0	0	0	0	0	0
Black/African American & White:	0	0	0	0	0	0	0
American Indian/Alaskan Native & Black/African American:	0	0	0	0	0	0	0
Other multi-racial:	0	0	0	0	0	0	0
Asian/Pacific Islander:	0	0	0	0	0	0	0
Hispanic:	0	0	0	0	0	0	0
Total:	0	0	0	0	0	0	0
Female-headed Households:	0		0		0		

Income Category:

	Owner	Renter	Total	Person
Extremely Low	0	0	0	0
Low Mod	0	0	0	0
Moderate	0	0	0	0
Non Low Moderate	0	0	0	0
Total	0	0	0	0
Percent Low/Mod	0.0%	0.0%	0.0%	0.0%

Annual Accomplishments      Accomplishment Narrative

Year      # Benefiting  
 2021      0 \$0.00

UGLG:      UPSHUR COUNTY

Grant Year:      2012

Project:      0008 - 2012 STEP

Objective:      Create suitable living environments

IDIS Activity:      43664 - 7218036 Upshur County

Outcome:      Sustainability

Activity to prevent, prepare for, and respond to Coronavirus:      No

Status:      Completed 07/06/2021

Matrix Code:      Rehab; Single-Unit Residential (14A)

Location:

PO Box 730 Gilmer, TX 75644-0730

National Objective: LMH

Initial Funding Date:      06/21/2018

Description:

Financing:

Contractor shall use volunteer labor to provide water service connections and appropriate appurtenance to twenty-three (23) households.

Funded Amount:      \$2,647.00

Net Drawn:      \$2,647.00

TxCDBG funds shall not be utilized to pay for cost of yard lines on properties that do not

Balance:      \$0.00

Proposed Accomplishments:

Housing Units : 23

Total Population in Service Area: 0

Census Tract Percent Low / Mod: 0.00

Actual Accomplishments:

Number assisted:

	Owner		Renter		Total		Person
	Total	Hispanic	Total	Hispanic	Total	Hispanic	
White:	18	0	0	0	18	0	0
Black/African American:	0	0	0	0	0	0	0
Asian:	0	0	0	0	0	0	0
American Indian/Alaskan Native:	0	0	0	0	0	0	0
Native Hawaiian/Other Pacific Islander:	0	0	0	0	0	0	0
American Indian/Alaskan Native & White:	0	0	0	0	0	0	0

Asian White:	0	0	0	0	0	0	0
Black/African American & White:	0	0	0	0	0	0	0
American Indian/Alaskan Native & Black/African American:	0	0	0	0	0	0	0
Other multi-racial:	0	0	0	0	0	0	0
Asian/Pacific Islander:	0	0	0	0	0	0	0
Hispanic:	0	0	0	0	0	0	0
Total:	18	0	0	0	18	0	0
Female-headed Households:	7		0		7		

Income Category:

	Owner	Renter	Total	Person
Extremely Low	9	0	9	0
Low Mod	7	0	7	0
Moderate	2	0	2	0
Non Low Moderate	0	0	0	0
Total	18	0	18	0
Percent Low/Mod	###	0.0%	100%	0.0%

Annual Accomplishments

Accomplishment Narrative

Year # Benefiting  
2018 0 CDBG contract prepared and routed for approval

UGLG: BROOKSHIRE  
Grant Year: 2012  
Project: 0006 - 2012 PC

Objective: Create suitable living environments

IDIS Activity: 43822 - 7218014 Brookshire  
Activity to prevent, prepare for, and respond to Coronavirus: No

Outcome: Sustainability

Status: Completed 05/13/2021  
Location:  
PO Box 160 Brookshire, TX 77423-0160

Matrix Code: State Planning ONLY (20A)

National Objective: LMA

Initial Funding Date: 10/17/2018  
Financing:  
Funded Amount: \$37,692.00

Description:  
Planning Studies: base planning activities (regarding base mapping, land use, housing, population), economic development, streets, water system, wastewater system, storm



Net Drawn: \$37,692.00  
 Balance: \$0.00

drainage, parks, capital improvements program, subdivision ordinance

Proposed Accomplishments:

People (General) : 0  
 Total Population in Service Area: 4,325  
 Census Tract Percent Low / Mod: 60.80

Actual Accomplishments:

Number assisted:

	Owner		Renter		Total		Person
	Total	Hispanic	Total	Hispanic	Total	Hispanic	
White:	0	0	0	0	0	0	0
Black/African American:	0	0	0	0	0	0	0
Asian:	0	0	0	0	0	0	0
American Indian/Alaskan Native:	0	0	0	0	0	0	0
Native Hawaiian/Other Pacific Islander:	0	0	0	0	0	0	0
American Indian/Alaskan Native & White:	0	0	0	0	0	0	0
Asian White:	0	0	0	0	0	0	0
Black/African American & White:	0	0	0	0	0	0	0
American Indian/Alaskan Native & Black/African American:	0	0	0	0	0	0	0
Other multi-racial:	0	0	0	0	0	0	0
Asian/Pacific Islander:	0	0	0	0	0	0	0
Hispanic:	0	0	0	0	0	0	0
Total:	0	0	0	0	0	0	0
Female-headed Households:	0		0		0		

Income Category:

	Owner	Renter	Total	Person
Extremely Low	0	0	0	0
Low Mod	0	0	0	0
Moderate	0	0	0	0
Non Low Moderate	0	0	0	0
Total	0	0	0	0
Percent Low/Mod	0.0%	0.0%	0.0%	0.0%

Annual Accomplishments      Accomplishment Narrative

Year # Benefiting  
 2018 0 procurement of professional services underway / complete

UGLG:

Grant Year: 2012

Project: 0186 - 2012 FAST

Objective:

IDIS Activity: 44878 - 7219016 Athens

Outcome:

Activity to prevent, prepare for, and respond to Coronavirus: No

Status: Completed 07/14/2021

Matrix Code: General Program Administration (21A)

Location:

National Objective:

Initial Funding Date: 09/04/2019

Description:

Financing:

local admin

Funded Amount: \$30,000.00

Net Drawn: \$30,000.00

Balance: \$0.00

Proposed Accomplishments:

: 0

Total Population in Service Area: 0

Census Tract Percent Low / Mod: 0.00

Actual Accomplishments:

Number assisted:

	Owner		Renter		Total		
	Total	Hispanic	Total	Hispanic	Total	Hispanic	Person
White:	0	0	0	0	0	0	0
Black/African American:	0	0	0	0	0	0	0
Asian:	0	0	0	0	0	0	0
American Indian/Alaskan Native:	0	0	0	0	0	0	0
Native Hawaiian/Other Pacific Islander:	0	0	0	0	0	0	0
American Indian/Alaskan Native & White:	0	0	0	0	0	0	0
Asian White:	0	0	0	0	0	0	0

Black/African American & White:	0	0	0	0	0	0	0
American Indian/Alaskan Native & Black/African American:	0	0	0	0	0	0	0
Other multi-racial:	0	0	0	0	0	0	0
Asian/Pacific Islander:	0	0	0	0	0	0	0
Hispanic:	0	0	0	0	0	0	0
Total:	0	0	0	0	0	0	0
Female-headed Households:	0		0		0		

Income Category:

	Owner	Renter	Total	Person
Extremely Low	0	0	0	0
Low Mod	0	0	0	0
Moderate	0	0	0	0
Non Low Moderate	0	0	0	0
Total	0	0	0	0
Percent Low/Mod	0.0%	0.0%	0.0%	0.0%

Annual Accomplishments

Accomplishment Narrative

Year # Benefiting

UGLG: ATHENS

Grant Year: 2012

Project: 0186 - 2012 FAST

Objective: Create suitable living environments

IDIS Activity: 44879 - 7219016 Athens

Outcome: Sustainability

Activity to prevent, prepare for, and respond to Coronavirus: No

Status: Completed 06/29/2021

Matrix Code: Fire Station/Equipment (030)

Location:

508 E Tyler St Athens, TX 75751-2068

National Objective: LMA

Initial Funding Date: 09/04/2019

Financing:

Funded Amount: \$16,381.76

Net Drawn: \$16,381.76

Balance: \$0.00

Description:

Contractor shall purchase one (1) brush truck.

The vehicle will be housed at 610 S.

Prarieville Street, Athens.

Proposed Accomplishments:

People (General) : 11,865

Total Population in Service Area: 11,865

Census Tract Percent Low / Mod: 52.10

Actual Accomplishments:

Number assisted:

	Owner		Renter		Total		Person
	Total	Hispanic	Total	Hispanic	Total	Hispanic	
White:	0	0	0	0	0	0	0
Black/African American:	0	0	0	0	0	0	0
Asian:	0	0	0	0	0	0	0
American Indian/Alaskan Native:	0	0	0	0	0	0	0
Native Hawaiian/Other Pacific Islander:	0	0	0	0	0	0	0
American Indian/Alaskan Native & White:	0	0	0	0	0	0	0
Asian White:	0	0	0	0	0	0	0
Black/African American & White:	0	0	0	0	0	0	0
American Indian/Alaskan Native & Black/African American:	0	0	0	0	0	0	0
Other multi-racial:	0	0	0	0	0	0	0
Asian/Pacific Islander:	0	0	0	0	0	0	0
Hispanic:	0	0	0	0	0	0	0
Total:	0	0	0	0	0	0	0
Female-headed Households:	0		0		0		

Income Category:

	Owner	Renter	Total	Person
Extremely Low	0	0	0	0
Low Mod	0	0	0	0
Moderate	0	0	0	0
Non Low Moderate	0	0	0	0
Total	0	0	0	0
Percent Low/Mod	0.0%	0.0%	0.0%	0.0%

Annual Accomplishments

Accomplishment Narrative

Year	# Benefiting
2021	0 \$0.00

UGLG:  
 Grant Year: 2012  
 Project: 0186 - 2012 FAST

Objective:

IDIS Activity: 44883 - 7219036 Ballinger  
 Activity to prevent, prepare for, and respond to Coronavirus: No

Outcome:

Status: Completed 06/28/2021  
 Location:

Matrix Code: General Program Administration (21A)

National Objective:

Initial Funding Date: 09/04/2019  
 Financing:  
 Funded Amount: \$35,000.00  
 Net Drawn: \$35,000.00  
 Balance: \$0.00

Description:  
 local admin

Proposed Accomplishments:  
 : 0

Total Population in Service Area: 0  
 Census Tract Percent Low / Mod: 0.00

Actual Accomplishments:

Number assisted:

	Owner		Renter		Total		Person
	Total	Hispanic	Total	Hispanic	Total	Hispanic	
White:	0	0	0	0	0	0	0
Black/African American:	0	0	0	0	0	0	0
Asian:	0	0	0	0	0	0	0
American Indian/Alaskan Native:	0	0	0	0	0	0	0
Native Hawaiian/Other Pacific Islander:	0	0	0	0	0	0	0
American Indian/Alaskan Native & White:	0	0	0	0	0	0	0
Asian White:	0	0	0	0	0	0	0
Black/African American & White:	0	0	0	0	0	0	0
American Indian/Alaskan Native & Black/African American:	0	0	0	0	0	0	0

Other multi-racial:	0	0	0	0	0	0	0
Asian/Pacific Islander:	0	0	0	0	0	0	0
Hispanic:	0	0	0	0	0	0	0
Total:	0	0	0	0	0	0	0
Female-headed Households:	0		0		0		

Income Category:				
	Owner	Renter	Total	Person
Extremely Low	0	0	0	0
Low Mod	0	0	0	0
Moderate	0	0	0	0
Non Low Moderate	0	0	0	0
Total	0	0	0	0
Percent Low/Mod	0.0%	0.0%	0.0%	0.0%

Annual Accomplishments      Accomplishment Narrative

Year      # Benefiting

UGLG:      BALLINGER

Grant Year:      2012

Project:      0186 - 2012 FAST

IDIS Activity:      44884 - 7219036 Ballinger

Activity to prevent, prepare for, and respond to Coronavirus:      No

Status:      Completed 07/14/2021

Location:

PO Box 497 Ballinger, TX 76821-0497

Objective:      Create suitable living environments

Outcome:      Availability/accessibility

Matrix Code:      Fire Station/Equipment (030)

National Objective:      LMA

Initial Funding Date:      09/04/2019

Financing:

Funded Amount:      \$465,000.00

Net Drawn:      \$465,000.00

Balance:      \$0.00

Description:

Contractor shall purchase one (1) pumper fire truck and one (1) rescue command vehicle. The vehicles will be housed at 106 N. 9th St., Ballinger.

Proposed Accomplishments:

People (General) : 3,555  
 Total Population in Service Area: 3,555  
 Census Tract Percent Low / Mod: 53.70

Actual Accomplishments:

Number assisted:

	Owner		Renter		Total		Person
	Total	Hispanic	Total	Hispanic	Total	Hispanic	
White:	0	0	0	0	0	0	0
Black/African American:	0	0	0	0	0	0	0
Asian:	0	0	0	0	0	0	0
American Indian/Alaskan Native:	0	0	0	0	0	0	0
Native Hawaiian/Other Pacific Islander:	0	0	0	0	0	0	0
American Indian/Alaskan Native & White:	0	0	0	0	0	0	0
Asian White:	0	0	0	0	0	0	0
Black/African American & White:	0	0	0	0	0	0	0
American Indian/Alaskan Native & Black/African American:	0	0	0	0	0	0	0
Other multi-racial:	0	0	0	0	0	0	0
Asian/Pacific Islander:	0	0	0	0	0	0	0
Hispanic:	0	0	0	0	0	0	0
Total:	0	0	0	0	0	0	0
Female-headed Households:	0		0		0		

Income Category:

	Owner	Renter	Total	Person
Extremely Low	0	0	0	0
Low Mod	0	0	0	0
Moderate	0	0	0	0
Non Low Moderate	0	0	0	0
Total	0	0	0	0
Percent Low/Mod	0.0%	0.0%	0.0%	0.0%

Annual Accomplishments

Accomplishment Narrative

Year # Benefiting

2021 0 \$0.00

UGLG:

Grant Year: 2012

Project: 0186 - 2012 FAST

Objective:

IDIS Activity: 44885 - 7219046 Bayside

Outcome:

Activity to prevent, prepare for, and respond to Coronavirus: No

Status: Open

Matrix Code: General Program Administration (21A)

Location:

National Objective:

Initial Funding Date: 09/04/2019

Description:

Financing:

local admin

Funded Amount: \$26,250.00

Net Drawn: \$26,250.00

Balance: \$0.00

Proposed Accomplishments:

: 0

Total Population in Service Area: 0

Census Tract Percent Low / Mod: 0.00

Actual Accomplishments:

Number assisted:

	Owner		Renter		Total		Person
	Total	Hispanic	Total	Hispanic	Total	Hispanic	
White:	0	0	0	0	0	0	0
Black/African American:	0	0	0	0	0	0	0
Asian:	0	0	0	0	0	0	0
American Indian/Alaskan Native:	0	0	0	0	0	0	0
Native Hawaiian/Other Pacific Islander:	0	0	0	0	0	0	0
American Indian/Alaskan Native & White:	0	0	0	0	0	0	0
Asian White:	0	0	0	0	0	0	0
Black/African American & White:	0	0	0	0	0	0	0
American Indian/Alaskan Native & Black/African American:	0	0	0	0	0	0	0
Other multi-racial:	0	0	0	0	0	0	0
Asian/Pacific Islander:	0	0	0	0	0	0	0



Hispanic:	0	0	0	0	0	0	0
Total:	0	0	0	0	0	0	0
Female-headed Households:	0		0		0		

Income Category:

	Owner	Renter	Total	Person
Extremely Low	0	0	0	0
Low Mod	0	0	0	0
Moderate	0	0	0	0
Non Low Moderate	0	0	0	0
Total	0	0	0	0
Percent Low/Mod	0.0%	0.0%	0.0%	0.0%

Annual Accomplishments

Accomplishment Narrative

Year # Benefiting  
 UGLG: BAYSIDE  
 Grant Year: 2012

Project: 0186 - 2012 FAST

Objective: Create suitable living environments

IDIS Activity: 44886 - 7219046 Bayside

Outcome: Sustainability

Activity to prevent, prepare for, and respond to Coronavirus: No

Status: Open

Matrix Code: Fire Station/Equipment (030)

Location:

PO Box 194 Bayside, TX 78340-0194

National Objective: LMA

Initial Funding Date: 09/04/2019

Financing:

Funded Amount: \$27,666.50

Net Drawn: \$27,666.50

Balance: \$0.00

Description:

Contractor shall purchase one (1) tanker-pumper fire truck, one (1) vehicle extrication rescue set, three (3) sets of bunker gear and one (1) thermal imaging camera.

The vehicle and equipment will be housed at 611 4th Street, Bayside.

Proposed Accomplishments:

People (General) : 266

Total Population in Service Area: 266

Census Tract Percent Low / Mod: 52.20

Actual Accomplishments:

Number assisted:

	Owner		Renter		Total		Person
	Total	Hispanic	Total	Hispanic	Total	Hispanic	
White:	0	0	0	0	0	0	0
Black/African American:	0	0	0	0	0	0	0
Asian:	0	0	0	0	0	0	0
American Indian/Alaskan Native:	0	0	0	0	0	0	0
Native Hawaiian/Other Pacific Islander:	0	0	0	0	0	0	0
American Indian/Alaskan Native & White:	0	0	0	0	0	0	0
Asian White:	0	0	0	0	0	0	0
Black/African American & White:	0	0	0	0	0	0	0
American Indian/Alaskan Native & Black/African American:	0	0	0	0	0	0	0
Other multi-racial:	0	0	0	0	0	0	0
Asian/Pacific Islander:	0	0	0	0	0	0	0
Hispanic:	0	0	0	0	0	0	0
Total:	0	0	0	0	0	0	0
Female-headed Households:	0		0		0		

Income Category:

	Owner	Renter	Total	Person
Extremely Low	0	0	0	0
Low Mod	0	0	0	0
Moderate	0	0	0	0
Non Low Moderate	0	0	0	0
Total	0	0	0	0
Percent Low/Mod	0.0%	0.0%	0.0%	0.0%

Annual Accomplishments

Accomplishment Narrative

Year # Benefiting

UGLG:

Grant Year: 2012

Project: 0186 - 2012 FAST

Objective:

IDIS Activity: 44887 - 7219056 Bovina  
 Activity to prevent, prepare for, and respond to Coronavirus: No

Outcome:

Status: Open  
 Location:

Matrix Code: General Program Administration (21A)

National Objective:

Initial Funding Date: 09/06/2019  
 Financing:  
 Funded Amount: \$25,000.00  
 Net Drawn: \$25,000.00  
 Balance: \$0.00

Description:  
 local admin

Proposed Accomplishments:

: 0  
 Total Population in Service Area: 0  
 Census Tract Percent Low / Mod: 0.00

Actual Accomplishments:

Number assisted:

	Owner		Renter		Total		Person
	Total	Hispanic	Total	Hispanic	Total	Hispanic	
White:	0	0	0	0	0	0	0
Black/African American:	0	0	0	0	0	0	0
Asian:	0	0	0	0	0	0	0
American Indian/Alaskan Native:	0	0	0	0	0	0	0
Native Hawaiian/Other Pacific Islander:	0	0	0	0	0	0	0
American Indian/Alaskan Native & White:	0	0	0	0	0	0	0
Asian White:	0	0	0	0	0	0	0
Black/African American & White:	0	0	0	0	0	0	0
American Indian/Alaskan Native & Black/African American:	0	0	0	0	0	0	0
Other multi-racial:	0	0	0	0	0	0	0
Asian/Pacific Islander:	0	0	0	0	0	0	0
Hispanic:	0	0	0	0	0	0	0
Total:	0	0	0	0	0	0	0

Female-headed Households: 0 0 0

Income Category:

	Owner	Renter	Total	Person
Extremely Low	0	0	0	0
Low Mod	0	0	0	0
Moderate	0	0	0	0
Non Low Moderate	0	0	0	0
Total	0	0	0	0
Percent Low/Mod	0.0%	0.0%	0.0%	0.0%

Annual Accomplishments

Accomplishment Narrative

Year # Benefiting  
 UGLG: BOVINA  
 Grant Year: 2012

Project: 0186 - 2012 FAST

Objective: Create suitable living environments

IDIS Activity: 44888 - 7219056 Bovina

Outcome: Sustainability

Activity to prevent, prepare for, and respond to Coronavirus: No

Status: Completed 05/14/2021

Matrix Code: Fire Station/Equipment (030)

Location:

PO Box 720 Bovina, TX 79009-0720

National Objective: LMA

Initial Funding Date: 09/06/2019

Description:

Financing:  
 Funded Amount: \$268,028.00  
 Net Drawn: \$268,028.00  
 Balance: \$0.00

Contractor shall purchase two (2) brush trucks.  
 The vehicles will be located at 201 HW 86, Bovina.

Proposed Accomplishments:

People (General) : 1,825  
 Total Population in Service Area: 1,825  
 Census Tract Percent Low / Mod: 60.20

Actual Accomplishments:

Number assisted:

	Owner		Renter		Total		Person
	Total	Hispanic	Total	Hispanic	Total	Hispanic	
White:	0	0	0	0	0	0	0
Black/African American:	0	0	0	0	0	0	0
Asian:	0	0	0	0	0	0	0
American Indian/Alaskan Native:	0	0	0	0	0	0	0
Native Hawaiian/Other Pacific Islander:	0	0	0	0	0	0	0
American Indian/Alaskan Native & White:	0	0	0	0	0	0	0
Asian White:	0	0	0	0	0	0	0
Black/African American & White:	0	0	0	0	0	0	0
American Indian/Alaskan Native & Black/African American:	0	0	0	0	0	0	0
Other multi-racial:	0	0	0	0	0	0	0
Asian/Pacific Islander:	0	0	0	0	0	0	0
Hispanic:	0	0	0	0	0	0	0
Total:	0	0	0	0	0	0	0
Female-headed Households:	0		0		0		

Income Category:

	Owner	Renter	Total	Person
Extremely Low	0	0	0	0
Low Mod	0	0	0	0
Moderate	0	0	0	0
Non Low Moderate	0	0	0	0
Total	0	0	0	0
Percent Low/Mod	0.0%	0.0%	0.0%	0.0%

Annual Accomplishments

Accomplishment Narrative

Year # Benefiting  
2021 0 \$0.00

UGLG: BREMOND

Grant Year: 2012

Project: 0186 - 2012 FAST

Objective: Create suitable living environments

IDIS Activity: 44891 - 7219066 Bremond

Outcome: Sustainability

Activity to prevent, prepare for, and respond to Coronavirus: No

Status: Completed 08/10/2021  
 Location:  
 PO Box E Bremond, TX 76629-0020

Matrix Code: Fire Station/Equipment (030)

National Objective: LMA

Initial Funding Date: 09/06/2019  
 Financing:  
 Funded Amount: \$192,163.36  
 Net Drawn: \$192,163.36  
 Balance: \$0.00

Description:  
 Contractor shall purchase one (1) pumper fire truck.  
 The vehicle will be housed at 417 N.  
 Commerce, Bremond.

Proposed Accomplishments:

People (General) : 0  
 Total Population in Service Area: 905  
 Census Tract Percent Low / Mod: 53.00

Actual Accomplishments:

Number assisted:

	Owner		Renter		Total		Person
	Total	Hispanic	Total	Hispanic	Total	Hispanic	
White:	0	0	0	0	0	0	0
Black/African American:	0	0	0	0	0	0	0
Asian:	0	0	0	0	0	0	0
American Indian/Alaskan Native:	0	0	0	0	0	0	0
Native Hawaiian/Other Pacific Islander:	0	0	0	0	0	0	0
American Indian/Alaskan Native & White:	0	0	0	0	0	0	0
Asian White:	0	0	0	0	0	0	0
Black/African American & White:	0	0	0	0	0	0	0
American Indian/Alaskan Native & Black/African American:	0	0	0	0	0	0	0
Other multi-racial:	0	0	0	0	0	0	0
Asian/Pacific Islander:	0	0	0	0	0	0	0
Hispanic:	0	0	0	0	0	0	0
Total:	0	0	0	0	0	0	0
Female-headed Households:	0		0		0		

Income Category:

	Owner	Renter	Total	Person
Extremely Low	0	0	0	0
Low Mod	0	0	0	0
Moderate	0	0	0	0
Non Low Moderate	0	0	0	0
Total	0	0	0	0
Percent Low/Mod	0.0%	0.0%	0.0%	0.0%

Annual Accomplishments Accomplishment Narrative

Year # Benefiting  
 2021 0 \$0.00

UGLG: WICKETT  
 Grant Year: 2012  
 Project: 0001 - 2012 CD

IDIS Activity: 47150 - 7218531 Wickett  
 Activity to prevent, prepare for, and respond to Coronavirus: No

Status: Completed 06/23/2021  
 Location:  
 PO Box 185 Wickett, TX 79788-0185

Objective: Create suitable living environments

Outcome: Sustainability

Matrix Code: Water/Sewer Improvements (03J)

National Objective: LMA

Initial Funding Date: 11/18/2020  
 Financing:  
 Funded Amount: \$24,990.68  
 Net Drawn: \$24,990.68  
 Balance: \$0.00

Description:  
 Contractor shall plug Well #2 and install a new well, pump, fencing, electrical, one hundred linear feet (100 l.f.) of eight-inch (8") collection line, and all associated appurtenances.

Proposed Accomplishments:  
 People (General) : 0  
 Total Population in Service Area: 440  
 Census Tract Percent Low / Mod: 53.40

Actual Accomplishments:  
 Number assisted:

	Owner		Renter		Total		Person
	Total	Hispanic	Total	Hispanic	Total	Hispanic	
White:	0	0	0	0	0	0	0
Black/African American:	0	0	0	0	0	0	0
Asian:	0	0	0	0	0	0	0
American Indian/Alaskan Native:	0	0	0	0	0	0	0
Native Hawaiian/Other Pacific Islander:	0	0	0	0	0	0	0
American Indian/Alaskan Native & White:	0	0	0	0	0	0	0
Asian White:	0	0	0	0	0	0	0
Black/African American & White:	0	0	0	0	0	0	0
American Indian/Alaskan Native & Black/African American:	0	0	0	0	0	0	0
Other multi-racial:	0	0	0	0	0	0	0
Asian/Pacific Islander:	0	0	0	0	0	0	0
Hispanic:	0	0	0	0	0	0	0
Total:	0	0	0	0	0	0	0
Female-headed Households:	0		0		0		

Income Category:

	Owner	Renter	Total	Person
Extremely Low	0	0	0	0
Low Mod	0	0	0	0
Moderate	0	0	0	0
Non Low Moderate	0	0	0	0
Total	0	0	0	0
Percent Low/Mod	0.0%	0.0%	0.0%	0.0%

Annual Accomplishments

Accomplishment Narrative

Year # Benefiting  
 UGLG: BELLMEAD  
 Grant Year: 2012

Project: 0186 - 2012 FAST

Objective: Create suitable living environments

IDIS Activity: 49043 - 7220006 Bellmead

Outcome: Availability/accessibility

Activity to prevent, prepare for, and respond to Coronavirus: No

Status: Canceled 05/26/2021

Matrix Code: Fire Station/Equipment (030)



Location:

3015 Bellmead Dr Bellmead, TX 76705-3030

National Objective: LMA

Initial Funding Date: 04/13/2021  
 Financing:  
 Funded Amount: \$0.00  
 Net Drawn: \$0.00  
 Balance: \$0.00

Description:  
 twenty (20) sets of wildland bunker gear, two (2) thermal imaging cameras (plus one upgrade to existing an camera), four (4) SCBAs with radio interfaces and microphones (includes eight [8] cylinders and thirteen [13] face masks) and one (1) combination rescue

Proposed Accomplishments:

People (General) : 0  
 Total Population in Service Area: 10,020  
 Census Tract Percent Low / Mod: 54.90

Actual Accomplishments:

Number assisted:

	Owner		Renter		Total		Person
	Total	Hispanic	Total	Hispanic	Total	Hispanic	
White:	0	0	0	0	0	0	0
Black/African American:	0	0	0	0	0	0	0
Asian:	0	0	0	0	0	0	0
American Indian/Alaskan Native:	0	0	0	0	0	0	0
Native Hawaiian/Other Pacific Islander:	0	0	0	0	0	0	0
American Indian/Alaskan Native & White:	0	0	0	0	0	0	0
Asian White:	0	0	0	0	0	0	0
Black/African American & White:	0	0	0	0	0	0	0
American Indian/Alaskan Native & Black/African American:	0	0	0	0	0	0	0
Other multi-racial:	0	0	0	0	0	0	0
Asian/Pacific Islander:	0	0	0	0	0	0	0
Hispanic:	0	0	0	0	0	0	0
Total:	0	0	0	0	0	0	0
Female-headed Households:	0		0		0		

Income Category:

Owner	Renter	Total	Person
-------	--------	-------	--------

Extremely Low	0	0	0	0
Low Mod	0	0	0	0
Moderate	0	0	0	0
Non Low Moderate	0	0	0	0
Total	0	0	0	0
Percent Low/Mod	0.0%	0.0%	0.0%	0.0%

Annual Accomplishments Accomplishment Narrative

Year # Benefiting

UGLG: MATAGORDA COUNTY

Grant Year: 2012

Project: 0001 - 2012 CD

Objective: Create suitable living environments

IDIS Activity: 49549 - 7219261 Matagorda County

Outcome: Availability/accessibility

Activity to prevent, prepare for, and respond to Coronavirus: No

Status: Open

Matrix Code: Water/Sewer Improvements (03J)

Location:

1700 7th St Rm 301 Bay City, TX 77414-5034

National Objective: LMA

Initial Funding Date: 05/26/2021

Description:

Financing:

Contractor shall install seven thousand three hundred linear feet (7,300 l.f.) of three-inch

Funded Amount: \$40,475.22

(3" and six-inch

Net Drawn: \$40,475.22

(6" water line, four thousand

Balance: \$0.00

Proposed Accomplishments:

People (General) : 0

Total Population in Service Area: 173

Census Tract Percent Low / Mod: 65.90

Actual Accomplishments:

Number assisted:

Owner		Renter		Total		Person
Total	Hispanic	Total	Hispanic	Total	Hispanic	

White:	0	0	0	0	0	0	0
Black/African American:	0	0	0	0	0	0	0
Asian:	0	0	0	0	0	0	0
American Indian/Alaskan Native:	0	0	0	0	0	0	0
Native Hawaiian/Other Pacific Islander:	0	0	0	0	0	0	0
American Indian/Alaskan Native & White:	0	0	0	0	0	0	0
Asian White:	0	0	0	0	0	0	0
Black/African American & White:	0	0	0	0	0	0	0
American Indian/Alaskan Native & Black/African American:	0	0	0	0	0	0	0
Other multi-racial:	0	0	0	0	0	0	0
Asian/Pacific Islander:	0	0	0	0	0	0	0
Hispanic:	0	0	0	0	0	0	0
Total:	0	0	0	0	0	0	0
Female-headed Households:	0		0		0		

Income Category:

	Owner	Renter	Total	Person
Extremely Low	0	0	0	0
Low Mod	0	0	0	0
Moderate	0	0	0	0
Non Low Moderate	0	0	0	0
Total	0	0	0	0
Percent Low/Mod	0.0%	0.0%	0.0%	0.0%

Annual Accomplishments

Accomplishment Narrative

Year # Benefiting  
 UGLG: ANAHUAC  
 Grant Year: 2012

Project: 0001 - 2012 CD

Objective: Create suitable living environments

IDIS Activity: 49589 - 7219001 Anahuac

Outcome: Availability/accessibility

Activity to prevent, prepare for, and respond to Coronavirus: No

Status: Open

Matrix Code: Water/Sewer Improvements (03J)

Location:

PO Box 578 Anahuac, TX 77514-0578

National Objective: LMA

Initial Funding Date: 06/01/2021  
 Financing:  
 Funded Amount: \$237,974.40  
 Net Drawn: \$237,974.40  
 Balance: \$0.00

Description:

Contractor shall install two thousand eight hundred fifty linear feet (2,850 l.f.) of six-inch (6") wastewater line using the pipe-bursting method, manholes, service reconnections and all associated appurtenances at the following locations: Alley btw.

Proposed Accomplishments:

People (General) : 0  
 Total Population in Service Area: 93  
 Census Tract Percent Low / Mod: 68.80

Actual Accomplishments:

Number assisted:

	Owner		Renter		Total		Person
	Total	Hispanic	Total	Hispanic	Total	Hispanic	
White:	0	0	0	0	0	0	0
Black/African American:	0	0	0	0	0	0	0
Asian:	0	0	0	0	0	0	0
American Indian/Alaskan Native:	0	0	0	0	0	0	0
Native Hawaiian/Other Pacific Islander:	0	0	0	0	0	0	0
American Indian/Alaskan Native & White:	0	0	0	0	0	0	0
Asian White:	0	0	0	0	0	0	0
Black/African American & White:	0	0	0	0	0	0	0
American Indian/Alaskan Native & Black/African American:	0	0	0	0	0	0	0
Other multi-racial:	0	0	0	0	0	0	0
Asian/Pacific Islander:	0	0	0	0	0	0	0
Hispanic:	0	0	0	0	0	0	0
Total:	0	0	0	0	0	0	0
Female-headed Households:	0		0		0		

Income Category:

	Owner	Renter	Total	Person
Extremely Low	0	0	0	0
Low Mod	0	0	0	0
Moderate	0	0	0	0

Non Low Moderate	0	0	0	0
Total	0	0	0	0
Percent Low/Mod	0.0%	0.0%	0.0%	0.0%

Annual Accomplishments      Accomplishment Narrative

Year      # Benefiting  
 UGLG:      MEMPHIS  
 Grant Year:      2012

Project:      0002 - 2012 ED

Objective:      Create suitable living environments

IDIS Activity:      49592 - 7219232 Memphis

Outcome:      Availability/accessibility

Activity to prevent, prepare for, and respond to Coronavirus:      No

Status:      Open

Matrix Code:      Sidewalks (03L)

Location:

721 W Robertson St      Memphis, TX 79245-3345

National Objective:      LMA

Initial Funding Date:      06/01/2021

Description:

Financing:  
 Funded Amount:      \$99,963.73  
 Net Drawn:      \$99,963.73  
 Balance:      \$0.00

The "minimum necessary" activities are to consist of approximately six hundred eleven linear feet (611 l.f.) of concrete curb, gutter, sidewalk, one hundred forty-one square yards (141 s.y.) brick pavement removal and repair, five (5) curb ramps, eighty-four linear

Proposed Accomplishments:

People (General) : 0  
 Total Population in Service Area: 2,160  
 Census Tract Percent Low / Mod: 67.10

Actual Accomplishments:

Number assisted:

	Owner		Renter		Total		
	Total	Hispanic	Total	Hispanic	Total	Hispanic	Person
White:	0	0	0	0	0	0	0
Black/African American:	0	0	0	0	0	0	0
Asian:	0	0	0	0	0	0	0

American Indian/Alaskan Native:	0	0	0	0	0	0	0
Native Hawaiian/Other Pacific Islander:	0	0	0	0	0	0	0
American Indian/Alaskan Native & White:	0	0	0	0	0	0	0
Asian White:	0	0	0	0	0	0	0
Black/African American & White:	0	0	0	0	0	0	0
American Indian/Alaskan Native & Black/African American:	0	0	0	0	0	0	0
Other multi-racial:	0	0	0	0	0	0	0
Asian/Pacific Islander:	0	0	0	0	0	0	0
Hispanic:	0	0	0	0	0	0	0
Total:	0	0	0	0	0	0	0
Female-headed Households:	0		0		0		

Income Category:

	Owner	Renter	Total	Person
Extremely Low	0	0	0	0
Low Mod	0	0	0	0
Moderate	0	0	0	0
Non Low Moderate	0	0	0	0
Total	0	0	0	0
Percent Low/Mod	0.0%	0.0%	0.0%	0.0%

Annual Accomplishments

Accomplishment Narrative

Year # Benefiting  
 UGLG: DILLEY  
 Grant Year: 2012  
 Project: 0001 - 2012 CD

Objective: Create suitable living environments

IDIS Activity: 49794 - 7217099 Dilley  
 Activity to prevent, prepare for, and respond to Coronavirus: No

Outcome: Availability/accessibility

Status: Completed 08/11/2021  
 Location:  
 PO Box 230 Dilley, TX 78017-0230

Matrix Code: Water/Sewer Improvements (03J)

National Objective: LMA

Initial Funding Date: 07/06/2021  
 Financing:

Description:  
 Contractor shall replace approximately two thousand linear feet (2,000 l.f.) of twelve-inch

Funded Amount: \$245,000.00  
 Net Drawn: \$245,000.00  
 Balance: \$0.00

(12  
 )

Proposed Accomplishments:

People (General) : 516  
 Total Population in Service Area: 516  
 Census Tract Percent Low / Mod: 93.90

Actual Accomplishments:

Number assisted:

	Owner		Renter		Total		Person
	Total	Hispanic	Total	Hispanic	Total	Hispanic	
White:	0	0	0	0	0	0	0
Black/African American:	0	0	0	0	0	0	0
Asian:	0	0	0	0	0	0	0
American Indian/Alaskan Native:	0	0	0	0	0	0	0
Native Hawaiian/Other Pacific Islander:	0	0	0	0	0	0	0
American Indian/Alaskan Native & White:	0	0	0	0	0	0	0
Asian White:	0	0	0	0	0	0	0
Black/African American & White:	0	0	0	0	0	0	0
American Indian/Alaskan Native & Black/African American:	0	0	0	0	0	0	0
Other multi-racial:	0	0	0	0	0	0	0
Asian/Pacific Islander:	0	0	0	0	0	0	0
Hispanic:	0	0	0	0	0	0	0
Total:	0	0	0	0	0	0	0
Female-headed Households:	0		0		0		

Income Category:

	Owner	Renter	Total	Person
Extremely Low	0	0	0	0
Low Mod	0	0	0	0
Moderate	0	0	0	0
Non Low Moderate	0	0	0	0
Total	0	0	0	0
Percent Low/Mod	0.0%	0.0%	0.0%	0.0%

Annual Accomplishments      Accomplishment Narrative

Year      # Benefiting  
 2021      0 \$0.00

UGLG:

Grant Year:    2012

Project:        0001 - 2012 CD

Objective:

IDIS Activity:    49799 - 7219029 Bay City

Outcome:

Activity to prevent, prepare for, and respond to Coronavirus:    No

Status:        Open

Matrix Code:      General Program Administration (21A)

Location:

National Objective:

, -

Initial Funding Date:      07/09/2021

Description:

Financing:

local admin

Funded Amount:            \$19,200.00

Net Drawn:                 \$19,200.00

Balance:                    \$0.00

Proposed Accomplishments:

: 0

Total Population in Service Area: 0

Census Tract Percent Low / Mod: 0.00

Actual Accomplishments:

Number assisted:

	Owner		Renter		Total		
	Total	Hispanic	Total	Hispanic	Total	Hispanic	Person
White:	0	0	0	0	0	0	0
Black/African American:	0	0	0	0	0	0	0
Asian:	0	0	0	0	0	0	0
American Indian/Alaskan Native:	0	0	0	0	0	0	0
Native Hawaiian/Other Pacific Islander:	0	0	0	0	0	0	0
American Indian/Alaskan Native & White:	0	0	0	0	0	0	0



Asian White:	0	0	0	0	0	0	0
Black/African American & White:	0	0	0	0	0	0	0
American Indian/Alaskan Native & Black/African American:	0	0	0	0	0	0	0
Other multi-racial:	0	0	0	0	0	0	0
Asian/Pacific Islander:	0	0	0	0	0	0	0
Hispanic:	0	0	0	0	0	0	0
Total:	0	0	0	0	0	0	0
Female-headed Households:	0		0		0		

Income Category:

	Owner	Renter	Total	Person
Extremely Low	0	0	0	0
Low Mod	0	0	0	0
Moderate	0	0	0	0
Non Low Moderate	0	0	0	0
Total	0	0	0	0
Percent Low/Mod	0.0%	0.0%	0.0%	0.0%

Annual Accomplishments

Accomplishment Narrative

Year # Benefiting

UGLG: BAY CITY

Grant Year: 2012

Project: 0001 - 2012 CD

Objective: Create suitable living environments

IDIS Activity: 49801 - 7219029 Bay City

Outcome: Availability/accessibility

Activity to prevent, prepare for, and respond to Coronavirus: No

Status: Open

Matrix Code: Water/Sewer Improvements (03J)

Location:

1901 5th St Bay City, TX 77414-6143

National Objective: LMA

Initial Funding Date: 07/09/2021

Financing:

Funded Amount: \$264,034.75

Net Drawn: \$264,034.75

Description:

Contractor shall install four thousand three hundred linear feet (4,300 l.f.) of four-inch (4) and six-inch (6) water line, fire hydrants, service reconnections, and all associated appurtenances.

Balance: \$0.00

Proposed Accomplishments:

People (General) : 0

Total Population in Service Area: 298

Census Tract Percent Low / Mod: 68.10

Actual Accomplishments:

Number assisted:

	Owner		Renter		Total		Person
	Total	Hispanic	Total	Hispanic	Total	Hispanic	
White:	0	0	0	0	0	0	0
Black/African American:	0	0	0	0	0	0	0
Asian:	0	0	0	0	0	0	0
American Indian/Alaskan Native:	0	0	0	0	0	0	0
Native Hawaiian/Other Pacific Islander:	0	0	0	0	0	0	0
American Indian/Alaskan Native & White:	0	0	0	0	0	0	0
Asian White:	0	0	0	0	0	0	0
Black/African American & White:	0	0	0	0	0	0	0
American Indian/Alaskan Native & Black/African American:	0	0	0	0	0	0	0
Other multi-racial:	0	0	0	0	0	0	0
Asian/Pacific Islander:	0	0	0	0	0	0	0
Hispanic:	0	0	0	0	0	0	0
Total:	0	0	0	0	0	0	0
Female-headed Households:	0		0		0		

Income Category:

	Owner	Renter	Total	Person
Extremely Low	0	0	0	0
Low Mod	0	0	0	0
Moderate	0	0	0	0
Non Low Moderate	0	0	0	0
Total	0	0	0	0
Percent Low/Mod	0.0%	0.0%	0.0%	0.0%

Annual Accomplishments

Accomplishment Narrative

Year # Benefiting

UGLG: Rankin  
 Grant Year: 2012  
 Project: 0001 - 2012 CD

Objective: Create suitable living environments

IDIS Activity: 49944 - 7219519 Rankin  
 Activity to prevent, prepare for, and respond to Coronavirus: No

Outcome: Availability/accessibility

Status: Open  
 Location:

Matrix Code: Water/Sewer Improvements (03J)

PO Box 61 Rankin, TX 79778-0061

National Objective: LMA

Initial Funding Date: 08/03/2021  
 Financing:  
 Funded Amount: \$78,496.91  
 Net Drawn: \$78,496.91  
 Balance: \$0.00

Description:  
 Contractor shall replace aged and deteriorated six-inch (6 in.) and eight-inch (8 in.) water lines with four hundred linear feet (400 LF) of six-inch (6 in.) water line and two thousand four hundred linear feet (2,400 LF) of eight-inch (8 in.) water line, one hundred fifty linear

Proposed Accomplishments:

People (General) : 0  
 Total Population in Service Area: 726  
 Census Tract Percent Low / Mod: 61.50

Actual Accomplishments:

Number assisted:

	Owner		Renter		Total		Person
	Total	Hispanic	Total	Hispanic	Total	Hispanic	
White:	0	0	0	0	0	0	0
Black/African American:	0	0	0	0	0	0	0
Asian:	0	0	0	0	0	0	0
American Indian/Alaskan Native:	0	0	0	0	0	0	0
Native Hawaiian/Other Pacific Islander:	0	0	0	0	0	0	0
American Indian/Alaskan Native & White:	0	0	0	0	0	0	0
Asian White:	0	0	0	0	0	0	0
Black/African American & White:	0	0	0	0	0	0	0
American Indian/Alaskan Native & Black/African American:	0	0	0	0	0	0	0

Other multi-racial:	0	0	0	0	0	0	0
Asian/Pacific Islander:	0	0	0	0	0	0	0
Hispanic:	0	0	0	0	0	0	0
Total:	0	0	0	0	0	0	0
Female-headed Households:	0		0		0		

Income Category:				
	Owner	Renter	Total	Person
Extremely Low	0	0	0	0
Low Mod	0	0	0	0
Moderate	0	0	0	0
Non Low Moderate	0	0	0	0
Total	0	0	0	0
Percent Low/Mod	0.0%	0.0%	0.0%	0.0%

Annual Accomplishments      Accomplishment Narrative

Year      # Benefiting

UGLG:      CLARKSVILLE

Grant Year:      2013

Project:      0029 - 2013 ED

IDIS Activity:      38121 - 713972 Clarksville

Activity to prevent, prepare for, and respond to Coronavirus:      No

Status:      Completed 03/16/2021

Location:

800 W Main St      Clarksville, TX 75426-3622

Objective:      Create economic opportunities

Outcome:      Sustainability

Matrix Code:      ED Direct Financial Assistance to For-Profits (18A)

National Objective:      LMJ

Initial Funding Date:      09/05/2013

Financing:

Funded Amount:      \$560,416.94

Net Drawn:      \$560,416.94

Balance:      \$0.00

Description:

The purpose of this Economic Development project is to provide infrastructure activities in the form of road, water, sewer, and drainage improvements, as well as engineering and administrative services in support of C.Trade-Bard, Inc.

Proposed Accomplishments:

Jobs : 51

Total Population in Service Area: 0

Census Tract Percent Low / Mod: 0.00

Actual Accomplishments:

Number assisted:

	Owner		Renter		Total		Person
	Total	Hispanic	Total	Hispanic	Total	Hispanic	
White:	0	0	0	0	0	0	22
Black/African American:	0	0	0	0	0	0	10
Asian:	0	0	0	0	0	0	0
American Indian/Alaskan Native:	0	0	0	0	0	0	0
Native Hawaiian/Other Pacific Islander:	0	0	0	0	0	0	0
American Indian/Alaskan Native & White:	0	0	0	0	0	0	0
Asian White:	0	0	0	0	0	0	0
Black/African American & White:	0	0	0	0	0	0	0
American Indian/Alaskan Native & Black/African American:	0	0	0	0	0	0	0
Other multi-racial:	0	0	0	0	0	0	2
Asian/Pacific Islander:	0	0	0	0	0	0	0
Hispanic:	0	0	0	0	0	0	0
Total:	0	0	0	0	0	0	34
Female-headed Households:	0		0		0		

Income Category:

	Owner	Renter	Total	Person
Extremely Low	0	0	0	0
Low Mod	0	0	0	34
Moderate	0	0	0	0
Non Low Moderate	0	0	0	0
Total	0	0	0	34
Percent Low/Mod	0.0%	0.0%	0.0%	100%

Annual Accomplishments

Accomplishment Narrative

Year # Benefiting

2013 0 Final monitoring scheduled, pending, or in progress

UGLG:

Grant Year: 2013

Project: 0029 - 2013 ED

Objective:

IDIS Activity: 38122 - 713972 Clarksville

Outcome:

Activity to prevent, prepare for, and respond to Coronavirus: No

Status: Completed 02/22/2021

Matrix Code: General Program Administration (21A)

Location:

National Objective:

Initial Funding Date: 09/05/2013

Description:

Financing:

local admin

Funded Amount: \$40,000.00

Net Drawn: \$40,000.00

Balance: \$0.00

Proposed Accomplishments:

: 0

Total Population in Service Area: 0

Census Tract Percent Low / Mod: 0.00

Actual Accomplishments:

Number assisted:

	Owner		Renter		Total		Person
	Total	Hispanic	Total	Hispanic	Total	Hispanic	
White:	0	0	0	0	0	0	0
Black/African American:	0	0	0	0	0	0	0
Asian:	0	0	0	0	0	0	0
American Indian/Alaskan Native:	0	0	0	0	0	0	0
Native Hawaiian/Other Pacific Islander:	0	0	0	0	0	0	0
American Indian/Alaskan Native & White:	0	0	0	0	0	0	0
Asian White:	0	0	0	0	0	0	0
Black/African American & White:	0	0	0	0	0	0	0
American Indian/Alaskan Native & Black/African American:	0	0	0	0	0	0	0
Other multi-racial:	0	0	0	0	0	0	0
Asian/Pacific Islander:	0	0	0	0	0	0	0

Hispanic:	0	0	0	0	0	0	0
Total:	0	0	0	0	0	0	0
Female-headed Households:	0		0		0		

Income Category:

	Owner	Renter	Total	Person
Extremely Low	0	0	0	0
Low Mod	0	0	0	0
Moderate	0	0	0	0
Non Low Moderate	0	0	0	0
Total	0	0	0	0
Percent Low/Mod	0.0%	0.0%	0.0%	0.0%

Annual Accomplishments

Accomplishment Narrative

Year # Benefiting  
 UGLG: MATAGORDA COUNTY  
 Grant Year: 2013  
 Project: 0029 - 2013 ED

Objective: Create economic opportunities

IDIS Activity: 38582 - 713082 Matagorda County  
 Activity to prevent, prepare for, and respond to Coronavirus: No

Outcome: Sustainability

Status: Completed 04/09/2021  
 Location:  
 1700 7th St Bay City, TX 77414-5080

Matrix Code: ED Direct Financial Assistance to For-Profits (18A)

National Objective: LMJ

Initial Funding Date: 10/14/2013  
 Financing:  
 Funded Amount: \$1,352,524.55  
 Net Drawn: \$1,352,524.55  
 Balance: \$0.00

Description:  
 The purpose of this Economic Development project is to provide infrastructure activities in the form of easement acquisition, road, rail, sewer, and water improvements, as well as engineering and administrative services in support of Tenaris SA (Company).

Proposed Accomplishments:  
 Jobs : 300  
 Total Population in Service Area: 0

Census Tract Percent Low / Mod: 0.00

Actual Accomplishments:

Number assisted:

	Owner		Renter		Total		Person
	Total	Hispanic	Total	Hispanic	Total	Hispanic	
White:	0	0	0	0	0	0	258
Black/African American:	0	0	0	0	0	0	63
Asian:	0	0	0	0	0	0	15
American Indian/Alaskan Native:	0	0	0	0	0	0	2
Native Hawaiian/Other Pacific Islander:	0	0	0	0	0	0	0
American Indian/Alaskan Native & White:	0	0	0	0	0	0	0
Asian White:	0	0	0	0	0	0	0
Black/African American & White:	0	0	0	0	0	0	0
American Indian/Alaskan Native & Black/African American:	0	0	0	0	0	0	0
Other multi-racial:	0	0	0	0	0	0	5
Asian/Pacific Islander:	0	0	0	0	0	0	0
Hispanic:	0	0	0	0	0	0	0
Total:	0	0	0	0	0	0	343
Female-headed Households:	0		0		0		

Income Category:

	Owner	Renter	Total	Person
Extremely Low	0	0	0	0
Low Mod	0	0	0	343
Moderate	0	0	0	0
Non Low Moderate	0	0	0	0
Total	0	0	0	343
Percent Low/Mod	0.0%	0.0%	0.0%	100%

Annual Accomplishments

Accomplishment Narrative

Year # Benefiting

2013 0 Final monitoring scheduled, pending, or in progress

UGLG:

Grant Year: 2013

Project: 0029 - 2013 ED

Objective:



IDIS Activity: 38583 - 713082 Matagorda County

Outcome:

Activity to prevent, prepare for, and respond to Coronavirus: No

Status: Completed 04/09/2021

Matrix Code: General Program Administration (21A)

Location:

National Objective:

Initial Funding Date: 10/14/2013

Description:

Financing:

local admin

Funded Amount: \$60,000.00

Net Drawn: \$60,000.00

Balance: \$0.00

Proposed Accomplishments:

: 0

Total Population in Service Area: 0

Census Tract Percent Low / Mod: 0.00

Actual Accomplishments:

Number assisted:

	Owner		Renter		Total		Person
	Total	Hispanic	Total	Hispanic	Total	Hispanic	
White:	0	0	0	0	0	0	0
Black/African American:	0	0	0	0	0	0	0
Asian:	0	0	0	0	0	0	0
American Indian/Alaskan Native:	0	0	0	0	0	0	0
Native Hawaiian/Other Pacific Islander:	0	0	0	0	0	0	0
American Indian/Alaskan Native & White:	0	0	0	0	0	0	0
Asian White:	0	0	0	0	0	0	0
Black/African American & White:	0	0	0	0	0	0	0
American Indian/Alaskan Native & Black/African American:	0	0	0	0	0	0	0
Other multi-racial:	0	0	0	0	0	0	0
Asian/Pacific Islander:	0	0	0	0	0	0	0
Hispanic:	0	0	0	0	0	0	0

Total: 0 0 0 0 0 0 0  
 Female-headed Households: 0 0 0 0 0 0

Income Category:

	Owner	Renter	Total	Person
Extremely Low	0	0	0	0
Low Mod	0	0	0	0
Moderate	0	0	0	0
Non Low Moderate	0	0	0	0
Total	0	0	0	0
Percent Low/Mod	0.0%	0.0%	0.0%	0.0%

Annual Accomplishments

Accomplishment Narrative

Year # Benefiting  
 UGLG: EAGLE PASS  
 Grant Year: 2013  
 Project: 0028 - 2013 CD

Objective: Create suitable living environments

IDIS Activity: 38762 - 713140 Eagle Pass  
 Activity to prevent, prepare for, and respond to Coronavirus: No

Outcome: Availability/accessibility

Status: Completed 09/09/2020  
 Location:

Matrix Code: Street Improvements (03K)

100 S Monroe St Eagle Pass, TX 78852-4830

National Objective: LMA

Initial Funding Date: 12/05/2013  
 Financing:  
 Funded Amount: \$403,785.00  
 Net Drawn: \$403,785.00  
 Balance: \$0.00

Description:  
 Contractor shall install approximately 2,047 l.f. of 24 to 42-inch HDPE pipe, junction boxes, grate inlets, 12 5-inch inlets, asphalt repair, and all associated appurtenances.

Proposed Accomplishments:

People (General) : 1,978  
 Total Population in Service Area: 1,978  
 Census Tract Percent Low / Mod: 56.50

Actual Accomplishments:

Number assisted:

	Owner		Renter		Total		Person
	Total	Hispanic	Total	Hispanic	Total	Hispanic	
White:	0	0	0	0	0	0	0
Black/African American:	0	0	0	0	0	0	0
Asian:	0	0	0	0	0	0	0
American Indian/Alaskan Native:	0	0	0	0	0	0	0
Native Hawaiian/Other Pacific Islander:	0	0	0	0	0	0	0
American Indian/Alaskan Native & White:	0	0	0	0	0	0	0
Asian White:	0	0	0	0	0	0	0
Black/African American & White:	0	0	0	0	0	0	0
American Indian/Alaskan Native & Black/African American:	0	0	0	0	0	0	0
Other multi-racial:	0	0	0	0	0	0	0
Asian/Pacific Islander:	0	0	0	0	0	0	0
Hispanic:	0	0	0	0	0	0	0
Total:	0	0	0	0	0	0	0
Female-headed Households:	0		0		0		

Income Category:

	Owner	Renter	Total	Person
Extremely Low	0	0	0	0
Low Mod	0	0	0	0
Moderate	0	0	0	0
Non Low Moderate	0	0	0	0
Total	0	0	0	0
Percent Low/Mod	0.0%	0.0%	0.0%	0.0%

Annual Accomplishments      Accomplishment Narrative

Year      # Benefiting

2013      0 Programmatic closing pending

UGLG:      El Paso County

Grant Year:      2013

Project:      0031 - 2013 CFC

Objective:      Create suitable living environments

IDIS Activity: 39790 - 7214005 El Paso County  
 Activity to prevent, prepare for, and respond to Coronavirus: No

Outcome: Availability/accessibility

Status: Completed 09/15/2020

Matrix Code: Water/Sewer Improvements (03J)

Location:  
 800 E Overland Ave Ste 200 El Paso, TX 79901-2599

National Objective: LMA

Initial Funding Date: 10/09/2014  
 Financing:  
 Funded Amount: \$410,983.45  
 Net Drawn: \$410,983.45  
 Balance: \$0.00

Description:  
 Contractor shall install 2,950 lf of 8" sewer line and nine manholes and first-time sewer and mitigation to 32 households in the Sunshine Acres Colonia.  
 Sewer service shall be supported by the Lower Valley Water District (LVWD).

Proposed Accomplishments:

People (General) : 149  
 Total Population in Service Area: 149  
 Census Tract Percent Low / Mod: 100.00

Actual Accomplishments:

Number assisted:

	Owner		Renter		Total		Person
	Total	Hispanic	Total	Hispanic	Total	Hispanic	
White:	0	0	0	0	0	0	0
Black/African American:	0	0	0	0	0	0	0
Asian:	0	0	0	0	0	0	0
American Indian/Alaskan Native:	0	0	0	0	0	0	0
Native Hawaiian/Other Pacific Islander:	0	0	0	0	0	0	0
American Indian/Alaskan Native & White:	0	0	0	0	0	0	0
Asian White:	0	0	0	0	0	0	0
Black/African American & White:	0	0	0	0	0	0	0
American Indian/Alaskan Native & Black/African American:	0	0	0	0	0	0	0
Other multi-racial:	0	0	0	0	0	0	0
Asian/Pacific Islander:	0	0	0	0	0	0	0
Hispanic:	0	0	0	0	0	0	0
Total:	0	0	0	0	0	0	0

Female-headed Households: 0 0 0

Income Category:

	Owner	Renter	Total	Person
Extremely Low	0	0	0	0
Low Mod	0	0	0	0
Moderate	0	0	0	0
Non Low Moderate	0	0	0	0
Total	0	0	0	0
Percent Low/Mod	0.0%	0.0%	0.0%	0.0%

Annual Accomplishments

Accomplishment Narrative

Year # Benefiting

2013 0 Final monitoring scheduled, pending, or in progress

UGLG: El Paso County

Grant Year: 2013

Project: 0031 - 2013 CFC

Objective: Create suitable living environments

IDIS Activity: 39791 - 7214005 El Paso County

Outcome: Availability/accessibility

Activity to prevent, prepare for, and respond to Coronavirus: No

Status: Completed 09/15/2020

Matrix Code: Rehab; Single-Unit Residential (14A)

Location:

800 E Overland Ave Ste 200 El Paso, TX 79901-2599

National Objective: LMH

Initial Funding Date: 10/09/2014

Description:

Financing:  
 Funded Amount: \$38,800.00  
 Net Drawn: \$38,800.00  
 Balance: \$0.00

Contractor shall install 2,950 lf of 8" sewer line and nine manholes and first-time sewer and mitigation to 32 households in the Sunshine Acres Colonia. Sewer service shall be supported by the Lower Valley Water District (LVWD).

Proposed Accomplishments:

Housing Units : 32

Total Population in Service Area: 0

Census Tract Percent Low / Mod: 0.00

Actual Accomplishments:

Number assisted:

	Owner		Renter		Total		Person
	Total	Hispanic	Total	Hispanic	Total	Hispanic	
White:	32	32	0	0	32	32	0
Black/African American:	0	0	0	0	0	0	0
Asian:	0	0	0	0	0	0	0
American Indian/Alaskan Native:	0	0	0	0	0	0	0
Native Hawaiian/Other Pacific Islander:	0	0	0	0	0	0	0
American Indian/Alaskan Native & White:	0	0	0	0	0	0	0
Asian White:	0	0	0	0	0	0	0
Black/African American & White:	0	0	0	0	0	0	0
American Indian/Alaskan Native & Black/African American:	0	0	0	0	0	0	0
Other multi-racial:	0	0	0	0	0	0	0
Asian/Pacific Islander:	0	0	0	0	0	0	0
Hispanic:	0	0	0	0	0	0	0
Total:	32	32	0	0	32	32	0
Female-headed Households:	0		0		0		

Income Category:

	Owner	Renter	Total	Person
Extremely Low	0	0	0	0
Low Mod	16	0	16	0
Moderate	16	0	16	0
Non Low Moderate	0	0	0	0
Total	32	0	32	0
Percent Low/Mod	###	0.0%	100%	0.0%

Annual Accomplishments

Accomplishment Narrative

Year # Benefiting  
2013 0 Final monitoring scheduled, pending, or in progress

UGLG: SEALY

Grant Year: 2013

Project: 0105 - 2013 ED-PI

Objective: Create economic opportunities

IDIS Activity: 40385 - 7215082 Sealy

Outcome: Sustainability

Activity to prevent, prepare for, and respond to Coronavirus: No

Status: Completed 05/12/2021

Location:

415 Main St Sealy, TX 77474-2232

Matrix Code: ED Direct Financial Assistance to For-Profits (18A)

National Objective: LMJ

Initial Funding Date: 04/30/2015

Financing:

Funded Amount: \$265,112.75

Net Drawn: \$265,112.75

Balance: \$0.00

Description:

This Texas Capital Fund award will provide water, sewer, natural gas and sidewalk infrastructure improvements, as well as engineering and administrative services in support of the creation of a travel stop facility operated by Prasek's Hillje Smokeouse, Inc., in

Proposed Accomplishments:

Jobs : 60

Total Population in Service Area: 0

Census Tract Percent Low / Mod: 0.00

Actual Accomplishments:

Number assisted:

	Owner		Renter		Total		Person
	Total	Hispanic	Total	Hispanic	Total	Hispanic	
White:	0	0	0	0	0	0	48
Black/African American:	0	0	0	0	0	0	12
Asian:	0	0	0	0	0	0	0
American Indian/Alaskan Native:	0	0	0	0	0	0	0
Native Hawaiian/Other Pacific Islander:	0	0	0	0	0	0	0
American Indian/Alaskan Native & White:	0	0	0	0	0	0	0
Asian White:	0	0	0	0	0	0	0
Black/African American & White:	0	0	0	0	0	0	0
American Indian/Alaskan Native & Black/African American:	0	0	0	0	0	0	0
Other multi-racial:	0	0	0	0	0	0	0
Asian/Pacific Islander:	0	0	0	0	0	0	0
Hispanic:	0	0	0	0	0	0	0
Total:	0	0	0	0	0	0	60
Female-headed Households:	0		0		0		

Income Category:

	Owner	Renter	Total	Person
Extremely Low	0	0	0	30
Low Mod	0	0	0	20
Moderate	0	0	0	3
Non Low Moderate	0	0	0	7
Total	0	0	0	60
Percent Low/Mod	0.0%	0.0%	0.0%	88%

Annual Accomplishments

Accomplishment Narrative

Year # Benefiting

2013 0 Project is complete. Close out documents pending/received

UGLG:

Grant Year: 2013

Project: 0105 - 2013 ED-PI

Objective:

IDIS Activity: 40386 - 7215082 Sealy

Outcome:

Activity to prevent, prepare for, and respond to Coronavirus: No

Status: Completed 05/12/2021

Matrix Code: General Program Administration (21A)

Location:

National Objective:

Initial Funding Date: 04/30/2015

Description:

Financing:

local admin

Funded Amount: \$35,000.00

Net Drawn: \$35,000.00

Balance: \$0.00

Proposed Accomplishments:

: 0

Total Population in Service Area: 0

Census Tract Percent Low / Mod: 0.00

Actual Accomplishments:



Number assisted:

	Owner		Renter		Total		
	Total	Hispanic	Total	Hispanic	Total	Hispanic	Person
White:	0	0	0	0	0	0	0
Black/African American:	0	0	0	0	0	0	0
Asian:	0	0	0	0	0	0	0
American Indian/Alaskan Native:	0	0	0	0	0	0	0
Native Hawaiian/Other Pacific Islander:	0	0	0	0	0	0	0
American Indian/Alaskan Native & White:	0	0	0	0	0	0	0
Asian White:	0	0	0	0	0	0	0
Black/African American & White:	0	0	0	0	0	0	0
American Indian/Alaskan Native & Black/African American:	0	0	0	0	0	0	0
Other multi-racial:	0	0	0	0	0	0	0
Asian/Pacific Islander:	0	0	0	0	0	0	0
Hispanic:	0	0	0	0	0	0	0
Total:	0	0	0	0	0	0	0
Female-headed Households:	0		0		0		

Income Category:

	Owner	Renter	Total	Person
Extremely Low	0	0	0	0
Low Mod	0	0	0	0
Moderate	0	0	0	0
Non Low Moderate	0	0	0	0
Total	0	0	0	0
Percent Low/Mod	0.0%	0.0%	0.0%	0.0%

Annual Accomplishments

Accomplishment Narrative

Year # Benefiting

UGLG: KOSSE

Grant Year: 2013

Project: 0148 - Community Enhancement DEOB Fund

Objective: Create suitable living environments

IDIS Activity: 42153 - 7216038 Kosse

Outcome: Sustainability

Activity to prevent, prepare for, and respond to Coronavirus: No

Status: Completed 04/30/2021

Matrix Code: Neighborhood Facilities (03E)

Location:

PO Box 116 Kosse, TX 76653-0116

National Objective: LMA

Initial Funding Date: 11/18/2016  
 Financing:  
 Funded Amount: \$450,000.00  
 Net Drawn: \$450,000.00  
 Balance: \$0.00

Description:

Contractor, in conjunction with the Limestone Medical Center, shall establish a facility to promote public health.  
 Contractor shall construct a 2,000 sq.

Proposed Accomplishments:

People (General) : 464  
 Total Population in Service Area: 464  
 Census Tract Percent Low / Mod: 79.30

Actual Accomplishments:

Number assisted:

	Owner		Renter		Total		Person
	Total	Hispanic	Total	Hispanic	Total	Hispanic	
White:	0	0	0	0	0	0	0
Black/African American:	0	0	0	0	0	0	0
Asian:	0	0	0	0	0	0	0
American Indian/Alaskan Native:	0	0	0	0	0	0	0
Native Hawaiian/Other Pacific Islander:	0	0	0	0	0	0	0
American Indian/Alaskan Native & White:	0	0	0	0	0	0	0
Asian White:	0	0	0	0	0	0	0
Black/African American & White:	0	0	0	0	0	0	0
American Indian/Alaskan Native & Black/African American:	0	0	0	0	0	0	0
Other multi-racial:	0	0	0	0	0	0	0
Asian/Pacific Islander:	0	0	0	0	0	0	0
Hispanic:	0	0	0	0	0	0	0
Total:	0	0	0	0	0	0	0
Female-headed Households:	0		0		0		

Income Category:

Owner Renter Total Person

Extremely Low	0	0	0	0
Low Mod	0	0	0	0
Moderate	0	0	0	0
Non Low Moderate	0	0	0	0
Total	0	0	0	0
Percent Low/Mod	0.0%	0.0%	0.0%	0.0%

Annual Accomplishments      Accomplishment Narrative  
 Year      # Benefiting  
 2013      0 Construction bidding and award in progress

UGLG:  
 Grant Year: 2013  
 Project: 0148 - Community Enhancement DEOB Fund

Objective:

IDIS Activity: 42154 - 7216038 Kosse  
 Activity to prevent, prepare for, and respond to Coronavirus: No

Outcome:

Status: Completed 05/07/2021  
 Location:

Matrix Code: General Program Administration (21A)

National Objective:

Initial Funding Date: 11/18/2016  
 Financing:  
 Funded Amount: \$50,000.00  
 Net Drawn: \$50,000.00  
 Balance: \$0.00

Description:  
 local admin

Proposed Accomplishments:  
 : 0  
 Total Population in Service Area: 0  
 Census Tract Percent Low / Mod: 0.00

Actual Accomplishments:

Number assisted:

	Owner	Renter	Total
--	-------	--------	-------

	Total	Hispanic	Total	Hispanic	Total	Hispanic	Person
White:	0	0	0	0	0	0	0
Black/African American:	0	0	0	0	0	0	0
Asian:	0	0	0	0	0	0	0
American Indian/Alaskan Native:	0	0	0	0	0	0	0
Native Hawaiian/Other Pacific Islander:	0	0	0	0	0	0	0
American Indian/Alaskan Native & White:	0	0	0	0	0	0	0
Asian White:	0	0	0	0	0	0	0
Black/African American & White:	0	0	0	0	0	0	0
American Indian/Alaskan Native & Black/African American:	0	0	0	0	0	0	0
Other multi-racial:	0	0	0	0	0	0	0
Asian/Pacific Islander:	0	0	0	0	0	0	0
Hispanic:	0	0	0	0	0	0	0
Total:	0	0	0	0	0	0	0
Female-headed Households:	0		0		0		

Income Category:

	Owner	Renter	Total	Person
Extremely Low	0	0	0	0
Low Mod	0	0	0	0
Moderate	0	0	0	0
Non Low Moderate	0	0	0	0
Total	0	0	0	0
Percent Low/Mod	0.0%	0.0%	0.0%	0.0%

Annual Accomplishments

Accomplishment Narrative

Year # Benefiting  
 UGLG: Nocona  
 Grant Year: 2013

Project: 0148 - Community Enhancement DEOB Fund Objective: Create suitable living environments

IDIS Activity: 42157 - 7216058 Nocona Outcome: Sustainability

Activity to prevent, prepare for, and respond to Coronavirus: No

Status: Completed 04/06/2021 Matrix Code: Neighborhood Facilities (03E)

Location:

100 Cooke St Nocona, TX 76255-2108

National Objective: LMA

Initial Funding Date: 11/18/2016  
 Financing:  
 Funded Amount: \$500,000.00  
 Net Drawn: \$500,000.00  
 Balance: \$0.00

Description:  
 Contractor, in conjunction with the Nocona Economic Development Corporation, shall renovate an existing building for use as community center.  
 Contractor shall construct a 6,479 sq.ft.

Proposed Accomplishments:  
 People (General) : 2,761  
 Total Population in Service Area: 2,761  
 Census Tract Percent Low / Mod: 68.90

Actual Accomplishments:

Number assisted:

	Owner		Renter		Total		Person
	Total	Hispanic	Total	Hispanic	Total	Hispanic	
White:	0	0	0	0	0	0	0
Black/African American:	0	0	0	0	0	0	0
Asian:	0	0	0	0	0	0	0
American Indian/Alaskan Native:	0	0	0	0	0	0	0
Native Hawaiian/Other Pacific Islander:	0	0	0	0	0	0	0
American Indian/Alaskan Native & White:	0	0	0	0	0	0	0
Asian White:	0	0	0	0	0	0	0
Black/African American & White:	0	0	0	0	0	0	0
American Indian/Alaskan Native & Black/African American:	0	0	0	0	0	0	0
Other multi-racial:	0	0	0	0	0	0	0
Asian/Pacific Islander:	0	0	0	0	0	0	0
Hispanic:	0	0	0	0	0	0	0
Total:	0	0	0	0	0	0	0
Female-headed Households:	0		0		0		

Income Category:

	Owner	Renter	Total	Person
Extremely Low	0	0	0	0
Low Mod	0	0	0	0

Moderate	0	0	0	0
Non Low Moderate	0	0	0	0
Total	0	0	0	0
Percent Low/Mod	0.0%	0.0%	0.0%	0.0%

Annual Accomplishments

Accomplishment Narrative

Year # Benefiting  
2013 0 Project is complete - Close out documents pending/received

UGLG: FLATONIA

Grant Year: 2013

Project: 0156 - 2013 PC-D

Objective: Create suitable living environments

IDIS Activity: 42800 - 7217074 Flatonia

Outcome: Sustainability

Activity to prevent, prepare for, and respond to Coronavirus: No

Status: Completed 01/11/2021

Matrix Code: State Planning ONLY (20A)

Location:

PO Box 329 Flatonia, TX 78941-0329

National Objective: LMA

Initial Funding Date: 11/09/2017

Description:

Financing:  
Funded Amount: \$2,472.00  
Net Drawn: \$2,472.00  
Balance: \$0.00

Planning Studies: base planning activities (regarding base mapping, land use, housing, population), economic development, streets, water system, wastewater system, storm drainage, electric distribution system, parks, capital improvements program, subdivision

Proposed Accomplishments:

People (General) : 0  
Total Population in Service Area: 1,850  
Census Tract Percent Low / Mod: 54.50

Actual Accomplishments:

Number assisted:

	Owner		Renter		Total		Person
	Total	Hispanic	Total	Hispanic	Total	Hispanic	
White:	0	0	0	0	0	0	0

Black/African American:	0	0	0	0	0	0	0
Asian:	0	0	0	0	0	0	0
American Indian/Alaskan Native:	0	0	0	0	0	0	0
Native Hawaiian/Other Pacific Islander:	0	0	0	0	0	0	0
American Indian/Alaskan Native & White:	0	0	0	0	0	0	0
Asian White:	0	0	0	0	0	0	0
Black/African American & White:	0	0	0	0	0	0	0
American Indian/Alaskan Native & Black/African American:	0	0	0	0	0	0	0
Other multi-racial:	0	0	0	0	0	0	0
Asian/Pacific Islander:	0	0	0	0	0	0	0
Hispanic:	0	0	0	0	0	0	0
Total:	0	0	0	0	0	0	0
Female-headed Households:	0		0		0		

Income Category:

	Owner	Renter	Total	Person
Extremely Low	0	0	0	0
Low Mod	0	0	0	0
Moderate	0	0	0	0
Non Low Moderate	0	0	0	0
Total	0	0	0	0
Percent Low/Mod	0.0%	0.0%	0.0%	0.0%

Annual Accomplishments

Accomplishment Narrative

Year # Benefiting  
 2020 0 \$0.00

UGLG: MILFORD  
 Grant Year: 2013  
 Project: 0156 - 2013 PC-D

IDIS Activity: 42810 - 7217134 Milford  
 Activity to prevent, prepare for, and respond to Coronavirus: No

Status: Completed 10/26/2020  
 Location:  
 PO Box 538 Milford, TX 76670-0538

Objective: Create suitable living environments

Outcome: Sustainability

Matrix Code: State Planning ONLY (20A)

National Objective: LMA

Initial Funding Date: 11/13/2017  
 Financing:  
 Funded Amount: \$30,780.00  
 Net Drawn: \$30,780.00  
 Balance: \$0.00

Description:  
 Planning Studies: base planning activities (regarding base mapping, land use, housing, population), economic development, streets, water system, wastewater system, storm drainage, parks, capital improvements program, zoning

Proposed Accomplishments:

People (General) : 605  
 Total Population in Service Area: 605  
 Census Tract Percent Low / Mod: 56.20

Actual Accomplishments:

Number assisted:

	Owner		Renter		Total		Person
	Total	Hispanic	Total	Hispanic	Total	Hispanic	
White:	0	0	0	0	0	0	0
Black/African American:	0	0	0	0	0	0	0
Asian:	0	0	0	0	0	0	0
American Indian/Alaskan Native:	0	0	0	0	0	0	0
Native Hawaiian/Other Pacific Islander:	0	0	0	0	0	0	0
American Indian/Alaskan Native & White:	0	0	0	0	0	0	0
Asian White:	0	0	0	0	0	0	0
Black/African American & White:	0	0	0	0	0	0	0
American Indian/Alaskan Native & Black/African American:	0	0	0	0	0	0	0
Other multi-racial:	0	0	0	0	0	0	0
Asian/Pacific Islander:	0	0	0	0	0	0	0
Hispanic:	0	0	0	0	0	0	0
Total:	0	0	0	0	0	0	0
Female-headed Households:	0		0		0		

Income Category:

	Owner	Renter	Total	Person
Extremely Low	0	0	0	0
Low Mod	0	0	0	0
Moderate	0	0	0	0



Non Low Moderate	0	0	0	0
Total	0	0	0	0
Percent Low/Mod	0.0%	0.0%	0.0%	0.0%

Annual Accomplishments      Accomplishment Narrative

Year      # Benefiting  
2019      0 \$0.00

UGLG:

Grant Year:    2013

Project:        0028 - 2013 CD

Objective:

IDIS Activity:    43204 - 7217450 Sulphur Springs

Outcome:

Activity to prevent, prepare for, and respond to Coronavirus:    No

Status:        Completed    02/26/2021

Matrix Code:      General Program Administration (21A)

Location:

National Objective:

Initial Funding Date:    01/18/2018

Description:

Financing:

local admin

Funded Amount:        \$30,250.00

Net Drawn:              \$30,250.00

Balance:                \$0.00

Proposed Accomplishments:

: 0

Total Population in Service Area: 0

Census Tract Percent Low / Mod: 0.00

Actual Accomplishments:

Number assisted:

	Owner		Renter		Total		Person
	Total	Hispanic	Total	Hispanic	Total	Hispanic	
White:	0	0	0	0	0	0	0
Black/African American:	0	0	0	0	0	0	0

Asian:	0	0	0	0	0	0	0
American Indian/Alaskan Native:	0	0	0	0	0	0	0
Native Hawaiian/Other Pacific Islander:	0	0	0	0	0	0	0
American Indian/Alaskan Native & White:	0	0	0	0	0	0	0
Asian White:	0	0	0	0	0	0	0
Black/African American & White:	0	0	0	0	0	0	0
American Indian/Alaskan Native & Black/African American:	0	0	0	0	0	0	0
Other multi-racial:	0	0	0	0	0	0	0
Asian/Pacific Islander:	0	0	0	0	0	0	0
Hispanic:	0	0	0	0	0	0	0
Total:	0	0	0	0	0	0	0
Female-headed Households:	0		0		0		

Income Category:

	Owner	Renter	Total	Person
Extremely Low	0	0	0	0
Low Mod	0	0	0	0
Moderate	0	0	0	0
Non Low Moderate	0	0	0	0
Total	0	0	0	0
Percent Low/Mod	0.0%	0.0%	0.0%	0.0%

Annual Accomplishments

Accomplishment Narrative

Year # Benefiting  
 UGLG: SULPHUR SPRINGS  
 Grant Year: 2013  
 Project: 0028 - 2013 CD Objective: Create suitable living environments

IDIS Activity: 43205 - 7217450 Sulphur Springs Outcome: Sustainability  
 Activity to prevent, prepare for, and respond to Coronavirus: No

Status: Completed 02/26/2021 Matrix Code: Street Improvements (03K)  
 Location: 125 Davis St S Sulphur Springs, TX 75482-2717 National Objective: LMA

Initial Funding Date: 01/18/2018 Description:

Financing:  
 Funded Amount: \$72,920.12  
 Net Drawn: \$72,920.12  
 Balance: \$0.00

Contractor shall install approximately one thousand one hundred seventy linear feet (1,170 l.f.) of eight-inch (8") of eight-inch

Proposed Accomplishments:

People (General) : 0  
 Total Population in Service Area: 44  
 Census Tract Percent Low / Mod: 81.80

Actual Accomplishments:

Number assisted:

	Owner		Renter		Total		Person
	Total	Hispanic	Total	Hispanic	Total	Hispanic	
White:	0	0	0	0	0	0	0
Black/African American:	0	0	0	0	0	0	0
Asian:	0	0	0	0	0	0	0
American Indian/Alaskan Native:	0	0	0	0	0	0	0
Native Hawaiian/Other Pacific Islander:	0	0	0	0	0	0	0
American Indian/Alaskan Native & White:	0	0	0	0	0	0	0
Asian White:	0	0	0	0	0	0	0
Black/African American & White:	0	0	0	0	0	0	0
American Indian/Alaskan Native & Black/African American:	0	0	0	0	0	0	0
Other multi-racial:	0	0	0	0	0	0	0
Asian/Pacific Islander:	0	0	0	0	0	0	0
Hispanic:	0	0	0	0	0	0	0
Total:	0	0	0	0	0	0	0
Female-headed Households:	0		0		0		

Income Category:

	Owner	Renter	Total	Person
Extremely Low	0	0	0	0
Low Mod	0	0	0	0
Moderate	0	0	0	0
Non Low Moderate	0	0	0	0
Total	0	0	0	0

Percent Low/Mod 0.0% 0.0% 0.0% 0.0%

Annual Accomplishments Accomplishment Narrative

Year # Benefiting  
 UGLG: SULPHUR SPRINGS  
 Grant Year: 2013  
 Project: 0028 - 2013 CD

Objective: Create suitable living environments

IDIS Activity: 43207 - 7217450 Sulphur Springs  
 Activity to prevent, prepare for, and respond to Coronavirus: No

Outcome: Sustainability

Status: Completed 02/26/2021  
 Location:

Matrix Code: Water/Sewer Improvements (03J)

125 Davis St S Sulphur Springs, TX 75482-2717

National Objective: LMA

Initial Funding Date: 01/18/2018  
 Financing:  
 Funded Amount: \$82,670.00  
 Net Drawn: \$82,670.00  
 Balance: \$0.00

Description:  
 Contractor shall install approximately one thousand one hundred seventy linear feet (1,170 l.f.) of eight-inch  
 (8" dia) pipe for water service to the property.

Proposed Accomplishments:

People (General) : 0  
 Total Population in Service Area: 44  
 Census Tract Percent Low / Mod: 81.80

Actual Accomplishments:

Number assisted:

	Owner		Renter		Total		Person
	Total	Hispanic	Total	Hispanic	Total	Hispanic	
White:	0	0	0	0	0	0	0
Black/African American:	0	0	0	0	0	0	0
Asian:	0	0	0	0	0	0	0
American Indian/Alaskan Native:	0	0	0	0	0	0	0
Native Hawaiian/Other Pacific Islander:	0	0	0	0	0	0	0

American Indian/Alaskan Native & White:	0	0	0	0	0	0	0
Asian White:	0	0	0	0	0	0	0
Black/African American & White:	0	0	0	0	0	0	0
American Indian/Alaskan Native & Black/African American:	0	0	0	0	0	0	0
Other multi-racial:	0	0	0	0	0	0	0
Asian/Pacific Islander:	0	0	0	0	0	0	0
Hispanic:	0	0	0	0	0	0	0
Total:	0	0	0	0	0	0	0
Female-headed Households:	0		0		0		

Income Category:

	Owner	Renter	Total	Person
Extremely Low	0	0	0	0
Low Mod	0	0	0	0
Moderate	0	0	0	0
Non Low Moderate	0	0	0	0
Total	0	0	0	0
Percent Low/Mod	0.0%	0.0%	0.0%	0.0%

Annual Accomplishments

Accomplishment Narrative

Year # Benefiting  
2020 0 \$0.00

UGLG: ZAPATA COUNTY

Grant Year: 2013

Project: 0029 - 2006 CFC

Objective: Create suitable living environments

IDIS Activity: 43640 - 7214095 Zapata County

Outcome: Availability/accessibility

Activity to prevent, prepare for, and respond to Coronavirus: No

Status: Completed 07/07/2021

Matrix Code: Water/Sewer Improvements (03J)

Location:

200 E 7th St Ste 115 Zapata, TX 78076-2944

National Objective: LMA

Initial Funding Date: 05/24/2018

Description:

Financing: Contractor shall install 3,100 lf of 8" pipe and manholes in the Falcon Lakeshore Estates

Funded Amount: \$131,522.44

(Beacon Lodge colonia).

Net Drawn: \$131,522.44  
 Balance: \$0.00

Contractor shall also install 20 house connections and mitigate 20 septic systems.

Proposed Accomplishments:

People (General) : 0  
 Total Population in Service Area: 53  
 Census Tract Percent Low / Mod: 64.10

Actual Accomplishments:

Number assisted:

	Owner		Renter		Total		Person
	Total	Hispanic	Total	Hispanic	Total	Hispanic	
White:	0	0	0	0	0	0	0
Black/African American:	0	0	0	0	0	0	0
Asian:	0	0	0	0	0	0	0
American Indian/Alaskan Native:	0	0	0	0	0	0	0
Native Hawaiian/Other Pacific Islander:	0	0	0	0	0	0	0
American Indian/Alaskan Native & White:	0	0	0	0	0	0	0
Asian White:	0	0	0	0	0	0	0
Black/African American & White:	0	0	0	0	0	0	0
American Indian/Alaskan Native & Black/African American:	0	0	0	0	0	0	0
Other multi-racial:	0	0	0	0	0	0	0
Asian/Pacific Islander:	0	0	0	0	0	0	0
Hispanic:	0	0	0	0	0	0	0
Total:	0	0	0	0	0	0	0
Female-headed Households:	0		0		0		

Income Category:

	Owner	Renter	Total	Person
Extremely Low	0	0	0	0
Low Mod	0	0	0	0
Moderate	0	0	0	0
Non Low Moderate	0	0	0	0
Total	0	0	0	0
Percent Low/Mod	0.0%	0.0%	0.0%	0.0%

Annual Accomplishments      Accomplishment Narrative

Year # Benefiting  
 2018 0 Project is complete. Close out documents pending/received

UGLG:

Grant Year: 2013

Project: 0163 - 2013 FAST

Objective:

IDIS Activity: 44889 - 7219066 Bremond

Outcome:

Activity to prevent, prepare for, and respond to Coronavirus: No

Status: Completed 08/10/2021

Matrix Code: General Program Administration (21A)

Location:

National Objective:

Initial Funding Date: 09/06/2019

Description:

Financing:

local admin

Funded Amount: \$35,000.00

Net Drawn: \$35,000.00

Balance: \$0.00

Proposed Accomplishments:

: 0

Total Population in Service Area: 0

Census Tract Percent Low / Mod: 0.00

Actual Accomplishments:

Number assisted:

	Owner		Renter		Total		Person
	Total	Hispanic	Total	Hispanic	Total	Hispanic	
White:	0	0	0	0	0	0	0
Black/African American:	0	0	0	0	0	0	0
Asian:	0	0	0	0	0	0	0
American Indian/Alaskan Native:	0	0	0	0	0	0	0
Native Hawaiian/Other Pacific Islander:	0	0	0	0	0	0	0
American Indian/Alaskan Native & White:	0	0	0	0	0	0	0
Asian White:	0	0	0	0	0	0	0

Black/African American & White:	0	0	0	0	0	0	0
American Indian/Alaskan Native & Black/African American:	0	0	0	0	0	0	0
Other multi-racial:	0	0	0	0	0	0	0
Asian/Pacific Islander:	0	0	0	0	0	0	0
Hispanic:	0	0	0	0	0	0	0
Total:	0	0	0	0	0	0	0
Female-headed Households:	0		0		0		

Income Category:

	Owner	Renter	Total	Person
Extremely Low	0	0	0	0
Low Mod	0	0	0	0
Moderate	0	0	0	0
Non Low Moderate	0	0	0	0
Total	0	0	0	0
Percent Low/Mod	0.0%	0.0%	0.0%	0.0%

Annual Accomplishments

Accomplishment Narrative

Year # Benefiting

UGLG: BREMOND

Grant Year: 2013

Project: 0163 - 2013 FAST

Objective: Create suitable living environments

IDIS Activity: 44890 - 7219066 Bremond

Outcome: Sustainability

Activity to prevent, prepare for, and respond to Coronavirus: No

Status: Completed 08/10/2021

Matrix Code: Fire Station/Equipment (030)

Location:

PO Box E Bremond, TX 76629-0020

National Objective: LMA

Initial Funding Date: 09/06/2019

Financing:

Funded Amount: \$272,750.64

Net Drawn: \$272,750.64

Balance: \$0.00

Description:

Contractor shall purchase one (1) pumper fire truck.

The vehicle will be housed at 417 N.

Commerce, Bremond.



Proposed Accomplishments:

People (General) : 905

Total Population in Service Area: 905

Census Tract Percent Low / Mod: 53.00

Actual Accomplishments:

Number assisted:

	Owner		Renter		Total		Person
	Total	Hispanic	Total	Hispanic	Total	Hispanic	
White:	0	0	0	0	0	0	0
Black/African American:	0	0	0	0	0	0	0
Asian:	0	0	0	0	0	0	0
American Indian/Alaskan Native:	0	0	0	0	0	0	0
Native Hawaiian/Other Pacific Islander:	0	0	0	0	0	0	0
American Indian/Alaskan Native & White:	0	0	0	0	0	0	0
Asian White:	0	0	0	0	0	0	0
Black/African American & White:	0	0	0	0	0	0	0
American Indian/Alaskan Native & Black/African American:	0	0	0	0	0	0	0
Other multi-racial:	0	0	0	0	0	0	0
Asian/Pacific Islander:	0	0	0	0	0	0	0
Hispanic:	0	0	0	0	0	0	0
Total:	0	0	0	0	0	0	0
Female-headed Households:	0		0		0		

Income Category:

	Owner	Renter	Total	Person
Extremely Low	0	0	0	0
Low Mod	0	0	0	0
Moderate	0	0	0	0
Non Low Moderate	0	0	0	0
Total	0	0	0	0
Percent Low/Mod	0.0%	0.0%	0.0%	0.0%

Annual Accomplishments

Accomplishment Narrative

Year	# Benefiting
2021	0 \$0.00

UGLG:  
 Grant Year: 2013  
 Project: 0163 - 2013 FAST

Objective:

IDIS Activity: 44892 - 7219076 Buckholts  
 Activity to prevent, prepare for, and respond to Coronavirus: No

Outcome:

Status: Completed 06/28/2021  
 Location:

Matrix Code: General Program Administration (21A)

National Objective:

Initial Funding Date: 09/06/2019  
 Financing:  
 Funded Amount: \$35,000.00  
 Net Drawn: \$35,000.00  
 Balance: \$0.00

Description:  
 local admin

Proposed Accomplishments:  
 : 0

Total Population in Service Area: 0  
 Census Tract Percent Low / Mod: 0.00

Actual Accomplishments:

Number assisted:

	Owner		Renter		Total		Person
	Total	Hispanic	Total	Hispanic	Total	Hispanic	
White:	0	0	0	0	0	0	0
Black/African American:	0	0	0	0	0	0	0
Asian:	0	0	0	0	0	0	0
American Indian/Alaskan Native:	0	0	0	0	0	0	0
Native Hawaiian/Other Pacific Islander:	0	0	0	0	0	0	0
American Indian/Alaskan Native & White:	0	0	0	0	0	0	0
Asian White:	0	0	0	0	0	0	0
Black/African American & White:	0	0	0	0	0	0	0
American Indian/Alaskan Native & Black/African American:	0	0	0	0	0	0	0

Other multi-racial:	0	0	0	0	0	0	0
Asian/Pacific Islander:	0	0	0	0	0	0	0
Hispanic:	0	0	0	0	0	0	0
Total:	0	0	0	0	0	0	0
Female-headed Households:	0		0		0		

Income Category:				
	Owner	Renter	Total	Person
Extremely Low	0	0	0	0
Low Mod	0	0	0	0
Moderate	0	0	0	0
Non Low Moderate	0	0	0	0
Total	0	0	0	0
Percent Low/Mod	0.0%	0.0%	0.0%	0.0%

Annual Accomplishments      Accomplishment Narrative

Year      # Benefiting

UGLG:      Buckholts

Grant Year:      2013

Project:      0163 - 2013 FAST

IDIS Activity:      44893 - 7219076 Buckholts

Activity to prevent, prepare for, and respond to Coronavirus:      No

Status:      Completed      06/28/2021

Location:

PO Box 117      Buckholts, TX 76518-0117

Objective:      Create suitable living environments

Outcome:      Availability/accessibility

Matrix Code:      Fire Station/Equipment (030)

National Objective:      LMA

Initial Funding Date:      09/06/2019

Financing:

Funded Amount:      \$434,499.78

Net Drawn:      \$434,499.78

Balance:      \$0.00

Description:

Contractor shall purchase two (2) brush trucks, one (1) combination rescue tool and four (4) self contained breathing apparatus.

The vehicles and equipment will be housed at 113 W.

Proposed Accomplishments:

People (General) : 470  
 Total Population in Service Area: 470  
 Census Tract Percent Low / Mod: 75.50

Actual Accomplishments:

Number assisted:

	Owner		Renter		Total		Person
	Total	Hispanic	Total	Hispanic	Total	Hispanic	
White:	0	0	0	0	0	0	0
Black/African American:	0	0	0	0	0	0	0
Asian:	0	0	0	0	0	0	0
American Indian/Alaskan Native:	0	0	0	0	0	0	0
Native Hawaiian/Other Pacific Islander:	0	0	0	0	0	0	0
American Indian/Alaskan Native & White:	0	0	0	0	0	0	0
Asian White:	0	0	0	0	0	0	0
Black/African American & White:	0	0	0	0	0	0	0
American Indian/Alaskan Native & Black/African American:	0	0	0	0	0	0	0
Other multi-racial:	0	0	0	0	0	0	0
Asian/Pacific Islander:	0	0	0	0	0	0	0
Hispanic:	0	0	0	0	0	0	0
Total:	0	0	0	0	0	0	0
Female-headed Households:	0		0		0		

Income Category:

	Owner	Renter	Total	Person
Extremely Low	0	0	0	0
Low Mod	0	0	0	0
Moderate	0	0	0	0
Non Low Moderate	0	0	0	0
Total	0	0	0	0
Percent Low/Mod	0.0%	0.0%	0.0%	0.0%

Annual Accomplishments

Accomplishment Narrative

Year # Benefiting

2021 0 \$0.00

UGLG:

Grant Year: 2013

Project: 0163 - 2013 FAST

Objective:

IDIS Activity: 44894 - 7219086 Buffalo

Outcome:

Activity to prevent, prepare for, and respond to Coronavirus: No

Status: Completed 06/29/2021

Matrix Code: General Program Administration (21A)

Location:

National Objective:

Initial Funding Date: 09/06/2019

Description:

Financing:

local admin

Funded Amount: \$33,250.00

Net Drawn: \$33,250.00

Balance: \$0.00

Proposed Accomplishments:

: 0

Total Population in Service Area: 0

Census Tract Percent Low / Mod: 0.00

Actual Accomplishments:

Number assisted:

	Owner		Renter		Total		Person
	Total	Hispanic	Total	Hispanic	Total	Hispanic	
White:	0	0	0	0	0	0	0
Black/African American:	0	0	0	0	0	0	0
Asian:	0	0	0	0	0	0	0
American Indian/Alaskan Native:	0	0	0	0	0	0	0
Native Hawaiian/Other Pacific Islander:	0	0	0	0	0	0	0
American Indian/Alaskan Native & White:	0	0	0	0	0	0	0
Asian White:	0	0	0	0	0	0	0
Black/African American & White:	0	0	0	0	0	0	0
American Indian/Alaskan Native & Black/African American:	0	0	0	0	0	0	0
Other multi-racial:	0	0	0	0	0	0	0
Asian/Pacific Islander:	0	0	0	0	0	0	0

Hispanic:	0	0	0	0	0	0	0
Total:	0	0	0	0	0	0	0
Female-headed Households:	0		0		0		

Income Category:

	Owner	Renter	Total	Person
Extremely Low	0	0	0	0
Low Mod	0	0	0	0
Moderate	0	0	0	0
Non Low Moderate	0	0	0	0
Total	0	0	0	0
Percent Low/Mod	0.0%	0.0%	0.0%	0.0%

Annual Accomplishments

Accomplishment Narrative

Year # Benefiting  
 UGLG: BUFFALO  
 Grant Year: 2013

Project: 0163 - 2013 FAST

Objective: Create suitable living environments

IDIS Activity: 44895 - 7219086 Buffalo

Outcome: Availability/accessibility

Activity to prevent, prepare for, and respond to Coronavirus: No

Status: Completed 06/29/2021

Matrix Code: Fire Station/Equipment (030)

Location:

PO Box 219 Buffalo, TX 75831-0219

National Objective: LMA

Initial Funding Date: 09/06/2019

Financing:

Funded Amount: \$466,750.00

Net Drawn: \$466,750.00

Balance: \$0.00

Description:

The contractor shall purchase one (1) pumper fire truck with a compressed air foam system (CAFS).

The vehicle shall be housed at 223 Main St., Buffalo.

Proposed Accomplishments:

People (General) : 2,095

Total Population in Service Area: 2,095

Census Tract Percent Low / Mod: 59.10

Actual Accomplishments:

Number assisted:

	Owner		Renter		Total		Person
	Total	Hispanic	Total	Hispanic	Total	Hispanic	
White:	0	0	0	0	0	0	0
Black/African American:	0	0	0	0	0	0	0
Asian:	0	0	0	0	0	0	0
American Indian/Alaskan Native:	0	0	0	0	0	0	0
Native Hawaiian/Other Pacific Islander:	0	0	0	0	0	0	0
American Indian/Alaskan Native & White:	0	0	0	0	0	0	0
Asian White:	0	0	0	0	0	0	0
Black/African American & White:	0	0	0	0	0	0	0
American Indian/Alaskan Native & Black/African American:	0	0	0	0	0	0	0
Other multi-racial:	0	0	0	0	0	0	0
Asian/Pacific Islander:	0	0	0	0	0	0	0
Hispanic:	0	0	0	0	0	0	0
Total:	0	0	0	0	0	0	0
Female-headed Households:	0		0		0		

Income Category:

	Owner	Renter	Total	Person
Extremely Low	0	0	0	0
Low Mod	0	0	0	0
Moderate	0	0	0	0
Non Low Moderate	0	0	0	0
Total	0	0	0	0
Percent Low/Mod	0.0%	0.0%	0.0%	0.0%

Annual Accomplishments

Accomplishment Narrative

Year # Benefiting

2020 0 \$0.00

UGLG:

Grant Year: 2013

Project: 0163 - 2013 FAST

Objective:

IDIS Activity: 44896 - 7219096 Cooper

Outcome:

Activity to prevent, prepare for, and respond to Coronavirus: No

Status: Completed 07/14/2021

Matrix Code: General Program Administration (21A)

Location:

National Objective:

Initial Funding Date: 09/06/2019

Description:

Financing:

local admin

Funded Amount: \$5,000.00

Net Drawn: \$5,000.00

Balance: \$0.00

Proposed Accomplishments:

: 0

Total Population in Service Area: 0

Census Tract Percent Low / Mod: 0.00

Actual Accomplishments:

Number assisted:

	Owner		Renter		Total		Person
	Total	Hispanic	Total	Hispanic	Total	Hispanic	
White:	0	0	0	0	0	0	0
Black/African American:	0	0	0	0	0	0	0
Asian:	0	0	0	0	0	0	0
American Indian/Alaskan Native:	0	0	0	0	0	0	0
Native Hawaiian/Other Pacific Islander:	0	0	0	0	0	0	0
American Indian/Alaskan Native & White:	0	0	0	0	0	0	0
Asian White:	0	0	0	0	0	0	0
Black/African American & White:	0	0	0	0	0	0	0
American Indian/Alaskan Native & Black/African American:	0	0	0	0	0	0	0
Other multi-racial:	0	0	0	0	0	0	0
Asian/Pacific Islander:	0	0	0	0	0	0	0
Hispanic:	0	0	0	0	0	0	0



Total: 0 0 0 0 0 0 0  
 Female-headed Households: 0 0 0 0 0 0 0

Income Category:

	Owner	Renter	Total	Person
Extremely Low	0	0	0	0
Low Mod	0	0	0	0
Moderate	0	0	0	0
Non Low Moderate	0	0	0	0
Total	0	0	0	0
Percent Low/Mod	0.0%	0.0%	0.0%	0.0%

Annual Accomplishments

Accomplishment Narrative

Year # Benefiting  
 UGLG: COOPER  
 Grant Year: 2013

Project: 0163 - 2013 FAST

Objective: Create suitable living environments

IDIS Activity: 44897 - 7219096 Cooper

Outcome: Sustainability

Activity to prevent, prepare for, and respond to Coronavirus: No

Status: Completed 07/14/2021

Matrix Code: Fire Station/Equipment (030)

Location:

91 N Side Sq Cooper, TX 75432-1936

National Objective: LMA

Initial Funding Date: 09/06/2019  
 Financing:  
 Funded Amount: \$495,000.00  
 Net Drawn: \$495,000.00  
 Balance: \$0.00

Description:  
 Contractor shall purchase one (1) pumper fire truck.  
 The vehicle will be housed at 91 N.  
 Side Square, Cooper.

Proposed Accomplishments:

People (General) : 2,025  
 Total Population in Service Area: 2,025  
 Census Tract Percent Low / Mod: 63.20

Actual Accomplishments:

Number assisted:

	Owner		Renter		Total		Person
	Total	Hispanic	Total	Hispanic	Total	Hispanic	
White:	0	0	0	0	0	0	0
Black/African American:	0	0	0	0	0	0	0
Asian:	0	0	0	0	0	0	0
American Indian/Alaskan Native:	0	0	0	0	0	0	0
Native Hawaiian/Other Pacific Islander:	0	0	0	0	0	0	0
American Indian/Alaskan Native & White:	0	0	0	0	0	0	0
Asian White:	0	0	0	0	0	0	0
Black/African American & White:	0	0	0	0	0	0	0
American Indian/Alaskan Native & Black/African American:	0	0	0	0	0	0	0
Other multi-racial:	0	0	0	0	0	0	0
Asian/Pacific Islander:	0	0	0	0	0	0	0
Hispanic:	0	0	0	0	0	0	0
Total:	0	0	0	0	0	0	0
Female-headed Households:	0		0		0		

Income Category:

	Owner	Renter	Total	Person
Extremely Low	0	0	0	0
Low Mod	0	0	0	0
Moderate	0	0	0	0
Non Low Moderate	0	0	0	0
Total	0	0	0	0
Percent Low/Mod	0.0%	0.0%	0.0%	0.0%

Annual Accomplishments

Accomplishment Narrative

Year # Benefiting  
2021 0 \$0.00

UGLG: CITY OF GANADO

Grant Year: 2013

Project: 0163 - 2013 FAST

Objective: Create suitable living environments

IDIS Activity: 44900 - 7219106 Ganado  
 Activity to prevent, prepare for, and respond to Coronavirus: No

Outcome: Sustainability

Status: Completed 07/14/2021

Matrix Code: Fire Station/Equipment (030)

Location:

PO Box 264 Ganado, TX 77962-0264

National Objective: LMA

Initial Funding Date: 09/06/2019  
 Financing:  
 Funded Amount: \$170,204.23  
 Net Drawn: \$170,204.23  
 Balance: \$0.00

Description:  
 Contractor shall purchase one (1) pumper fire truck.  
 The vehicle shall be housed at 112 E.  
 Putnam, Ganado.

Proposed Accomplishments:

People (General) : 0  
 Total Population in Service Area: 1,755  
 Census Tract Percent Low / Mod: 54.90

Actual Accomplishments:

Number assisted:

	Owner		Renter		Total		Person
	Total	Hispanic	Total	Hispanic	Total	Hispanic	
White:	0	0	0	0	0	0	0
Black/African American:	0	0	0	0	0	0	0
Asian:	0	0	0	0	0	0	0
American Indian/Alaskan Native:	0	0	0	0	0	0	0
Native Hawaiian/Other Pacific Islander:	0	0	0	0	0	0	0
American Indian/Alaskan Native & White:	0	0	0	0	0	0	0
Asian White:	0	0	0	0	0	0	0
Black/African American & White:	0	0	0	0	0	0	0
American Indian/Alaskan Native & Black/African American:	0	0	0	0	0	0	0
Other multi-racial:	0	0	0	0	0	0	0
Asian/Pacific Islander:	0	0	0	0	0	0	0
Hispanic:	0	0	0	0	0	0	0
Total:	0	0	0	0	0	0	0

Female-headed Households: 0 0 0

Income Category:

	Owner	Renter	Total	Person
Extremely Low	0	0	0	0
Low Mod	0	0	0	0
Moderate	0	0	0	0
Non Low Moderate	0	0	0	0
Total	0	0	0	0
Percent Low/Mod	0.0%	0.0%	0.0%	0.0%

Annual Accomplishments

Accomplishment Narrative

Year # Benefiting

UGLG: EL PASO COUNTY

Grant Year: 2013

Project: 0033 - 2013 CSH

Objective: Create suitable living environments

IDIS Activity: 46053 - 7218003 El Paso County

Outcome: Sustainability

Activity to prevent, prepare for, and respond to Coronavirus: No

Status: Open

Matrix Code: Construction of Housing (12)

Location:

500 E San Antonio Ave Rm 301 El Paso, TX 79901-2420

National Objective: LMH

Initial Funding Date: 06/10/2020

Financing:

Funded Amount: \$8,606.00

Net Drawn: \$8,606.00

Balance: \$0.00

Description:

Contractor shall carry out the following activities in the El Paso County Colonia Self-Help Center target area colonias of Agua Dulce Unit 1, Agua Dulce Unit 4, Horizon View Estates Unit 17, Westway Unit 1 and Westway Unit 3.

Proposed Accomplishments:

Housing Units : 7

Total Population in Service Area: 0

Census Tract Percent Low / Mod: 0.00

Actual Accomplishments:

Number assisted:

	Owner		Renter		Total		Person
	Total	Hispanic	Total	Hispanic	Total	Hispanic	
White:	0	0	0	0	0	0	0
Black/African American:	0	0	0	0	0	0	0
Asian:	0	0	0	0	0	0	0
American Indian/Alaskan Native:	0	0	0	0	0	0	0
Native Hawaiian/Other Pacific Islander:	0	0	0	0	0	0	0
American Indian/Alaskan Native & White:	0	0	0	0	0	0	0
Asian White:	0	0	0	0	0	0	0
Black/African American & White:	0	0	0	0	0	0	0
American Indian/Alaskan Native & Black/African American:	0	0	0	0	0	0	0
Other multi-racial:	0	0	0	0	0	0	0
Asian/Pacific Islander:	0	0	0	0	0	0	0
Hispanic:	0	0	0	0	0	0	0
Total:	0	0	0	0	0	0	0
Female-headed Households:	0		0		0		

Income Category:

	Owner	Renter	Total	Person
Extremely Low	0	0	0	0
Low Mod	0	0	0	0
Moderate	0	0	0	0
Non Low Moderate	0	0	0	0
Total	0	0	0	0
Percent Low/Mod	0.0%	0.0%	0.0%	0.0%

Annual Accomplishments

Accomplishment Narrative

Year # Benefiting

UGLG:

Grant Year: 2013

Project: 0033 - 2013 CSH

Objective:

IDIS Activity: 46142 - 7219143 Maverick County

Outcome:

Activity to prevent, prepare for, and respond to Coronavirus: No

Status: Open  
Location:

Matrix Code: General Program Administration (21A)

National Objective:

Initial Funding Date: 07/15/2020  
Financing:  
Funded Amount: \$20,000.00  
Net Drawn: \$20,000.00  
Balance: \$0.00

Description:  
local admin

Proposed Accomplishments:

: 0  
Total Population in Service Area: 0  
Census Tract Percent Low / Mod: 0.00

Actual Accomplishments:

Number assisted:

	Owner		Renter		Total		Person
	Total	Hispanic	Total	Hispanic	Total	Hispanic	
White:	0	0	0	0	0	0	0
Black/African American:	0	0	0	0	0	0	0
Asian:	0	0	0	0	0	0	0
American Indian/Alaskan Native:	0	0	0	0	0	0	0
Native Hawaiian/Other Pacific Islander:	0	0	0	0	0	0	0
American Indian/Alaskan Native & White:	0	0	0	0	0	0	0
Asian White:	0	0	0	0	0	0	0
Black/African American & White:	0	0	0	0	0	0	0
American Indian/Alaskan Native & Black/African American:	0	0	0	0	0	0	0
Other multi-racial:	0	0	0	0	0	0	0
Asian/Pacific Islander:	0	0	0	0	0	0	0
Hispanic:	0	0	0	0	0	0	0
Total:	0	0	0	0	0	0	0
Female-headed Households:	0		0		0		

Income Category:

	Owner	Renter	Total	Person
Extremely Low	0	0	0	0
Low Mod	0	0	0	0
Moderate	0	0	0	0
Non Low Moderate	0	0	0	0
Total	0	0	0	0
Percent Low/Mod	0.0%	0.0%	0.0%	0.0%

Annual Accomplishments

Accomplishment Narrative

Year # Benefiting

UGLG: MAVERICK COUNTY

Grant Year: 2013

Project: 0033 - 2013 CSH

Objective: Create suitable living environments

IDIS Activity: 46143 - 7219143 Maverick County

Outcome: Availability/accessibility

Activity to prevent, prepare for, and respond to Coronavirus: No

Status: Open

Matrix Code: Subsistence Payment (05Q)

Location:

500 Quarry St Eagle Pass, TX 78852-4576

National Objective: URG

Initial Funding Date: 07/15/2020

Financing:

Funded Amount: \$229,198.23

Net Drawn: \$229,198.23

Balance: \$0.00

Description:

County shall use funds to provide subsistence payments to assist low-income households whose income has been significantly reduced as a result of COVID-19 public health restrictions issued beginning March 2020.

Proposed Accomplishments:

People (General) : 370

Total Population in Service Area: 0

Census Tract Percent Low / Mod: 0.00

Actual Accomplishments:

Number assisted:

Owner Renter Total

	Total	Hispanic	Total	Hispanic	Total	Hispanic	Person
White:	0	0	0	0	0	0	0
Black/African American:	0	0	0	0	0	0	0
Asian:	0	0	0	0	0	0	0
American Indian/Alaskan Native:	0	0	0	0	0	0	0
Native Hawaiian/Other Pacific Islander:	0	0	0	0	0	0	0
American Indian/Alaskan Native & White:	0	0	0	0	0	0	0
Asian White:	0	0	0	0	0	0	0
Black/African American & White:	0	0	0	0	0	0	0
American Indian/Alaskan Native & Black/African American:	0	0	0	0	0	0	0
Other multi-racial:	0	0	0	0	0	0	0
Asian/Pacific Islander:	0	0	0	0	0	0	0
Hispanic:	0	0	0	0	0	0	0
Total:	0	0	0	0	0	0	0
Female-headed Households:	0		0		0		

Income Category:

	Owner	Renter	Total	Person
Extremely Low	0	0	0	0
Low Mod	0	0	0	0
Moderate	0	0	0	0
Non Low Moderate	0	0	0	0
Total	0	0	0	0
Percent Low/Mod	0.0%	0.0%	0.0%	0.0%

Annual Accomplishments

Accomplishment Narrative

Year # Benefiting

UGLG:

Grant Year: 2013

Project: 0028 - 2013 CD

Objective:

IDIS Activity: 47148 - 7218531 Wickett

Outcome:

Activity to prevent, prepare for, and respond to Coronavirus: No

Status: Completed 06/23/2021

Matrix Code: General Program Administration (21A)

Location:



, -

National Objective:

Initial Funding Date: 11/18/2020  
 Financing:  
 Funded Amount: \$15,750.00  
 Net Drawn: \$15,750.00  
 Balance: \$0.00

Description:  
local admin

Proposed Accomplishments:

: 0

Total Population in Service Area: 0

Census Tract Percent Low / Mod: 0.00

Actual Accomplishments:

Number assisted:

	Owner		Renter		Total		Person
	Total	Hispanic	Total	Hispanic	Total	Hispanic	
White:	0	0	0	0	0	0	0
Black/African American:	0	0	0	0	0	0	0
Asian:	0	0	0	0	0	0	0
American Indian/Alaskan Native:	0	0	0	0	0	0	0
Native Hawaiian/Other Pacific Islander:	0	0	0	0	0	0	0
American Indian/Alaskan Native & White:	0	0	0	0	0	0	0
Asian White:	0	0	0	0	0	0	0
Black/African American & White:	0	0	0	0	0	0	0
American Indian/Alaskan Native & Black/African American:	0	0	0	0	0	0	0
Other multi-racial:	0	0	0	0	0	0	0
Asian/Pacific Islander:	0	0	0	0	0	0	0
Hispanic:	0	0	0	0	0	0	0
Total:	0	0	0	0	0	0	0
Female-headed Households:	0		0		0		

Income Category:

	Owner	Renter	Total	Person
Extremely Low	0	0	0	0
Low Mod	0	0	0	0

Moderate	0	0	0	0
Non Low Moderate	0	0	0	0
Total	0	0	0	0
Percent Low/Mod	0.0%	0.0%	0.0%	0.0%

Annual Accomplishments Accomplishment Narrative

Year # Benefiting  
 UGLG: WICKETT  
 Grant Year: 2013

Project: 0028 - 2013 CD

Objective: Create suitable living environments

IDIS Activity: 47149 - 7218531 Wickett

Outcome: Sustainability

Activity to prevent, prepare for, and respond to Coronavirus: No

Status: Completed 06/23/2021

Matrix Code: Water/Sewer Improvements (03J)

Location:

PO Box 185 Wickett, TX 79788-0185

National Objective: LMA

Initial Funding Date: 11/18/2020  
 Financing:  
 Funded Amount: \$79,874.55  
 Net Drawn: \$79,874.55  
 Balance: \$0.00

Description:  
 Contractor shall plug Well #2 and install a new well, pump, fencing, electrical, one hundred linear feet (100 l.f.) of eight-inch (8") collection line, and all associated appurtenances.

Proposed Accomplishments:

People (General) : 0  
 Total Population in Service Area: 440  
 Census Tract Percent Low / Mod: 53.40

Actual Accomplishments:

Number assisted:

	Owner		Renter		Total		Person
	Total	Hispanic	Total	Hispanic	Total	Hispanic	
White:	0	0	0	0	0	0	0
Black/African American:	0	0	0	0	0	0	0

Asian:	0	0	0	0	0	0	0
American Indian/Alaskan Native:	0	0	0	0	0	0	0
Native Hawaiian/Other Pacific Islander:	0	0	0	0	0	0	0
American Indian/Alaskan Native & White:	0	0	0	0	0	0	0
Asian White:	0	0	0	0	0	0	0
Black/African American & White:	0	0	0	0	0	0	0
American Indian/Alaskan Native & Black/African American:	0	0	0	0	0	0	0
Other multi-racial:	0	0	0	0	0	0	0
Asian/Pacific Islander:	0	0	0	0	0	0	0
Hispanic:	0	0	0	0	0	0	0
Total:	0	0	0	0	0	0	0
Female-headed Households:	0		0		0		

Income Category:

	Owner	Renter	Total	Person
Extremely Low	0	0	0	0
Low Mod	0	0	0	0
Moderate	0	0	0	0
Non Low Moderate	0	0	0	0
Total	0	0	0	0
Percent Low/Mod	0.0%	0.0%	0.0%	0.0%

Annual Accomplishments

Accomplishment Narrative

Year # Benefiting

UGLG: BELLMEAD

Grant Year: 2013

Project: 0163 - 2013 FAST

Objective: Create suitable living environments

IDIS Activity: 49042 - 7220006 Bellmead

Outcome: Availability/accessibility

Activity to prevent, prepare for, and respond to Coronavirus: No

Status: Canceled 05/26/2021

Matrix Code: Fire Station/Equipment (030)

Location:

3015 Bellmead Dr Bellmead, TX 76705-3030

National Objective: LMA

Initial Funding Date: 04/13/2021

Description:

Financing:  
 Funded Amount: \$0.00  
 Net Drawn: \$0.00  
 Balance: \$0.00

twenty (20) sets of wildland bunker gear, two (2) thermal imaging cameras (plus one upgrade to existing an camera), four (4) SCBAs with radio interfaces and microphones (includes eight [8] cylinders and thirteen [13] face masks) and one (1) combination rescue

Proposed Accomplishments:

People (General) : 0  
 Total Population in Service Area: 10,020  
 Census Tract Percent Low / Mod: 54.90

Actual Accomplishments:

Number assisted:

	Owner		Renter		Total		Person
	Total	Hispanic	Total	Hispanic	Total	Hispanic	
White:	0	0	0	0	0	0	0
Black/African American:	0	0	0	0	0	0	0
Asian:	0	0	0	0	0	0	0
American Indian/Alaskan Native:	0	0	0	0	0	0	0
Native Hawaiian/Other Pacific Islander:	0	0	0	0	0	0	0
American Indian/Alaskan Native & White:	0	0	0	0	0	0	0
Asian White:	0	0	0	0	0	0	0
Black/African American & White:	0	0	0	0	0	0	0
American Indian/Alaskan Native & Black/African American:	0	0	0	0	0	0	0
Other multi-racial:	0	0	0	0	0	0	0
Asian/Pacific Islander:	0	0	0	0	0	0	0
Hispanic:	0	0	0	0	0	0	0
Total:	0	0	0	0	0	0	0
Female-headed Households:	0		0		0		

Income Category:

	Owner	Renter	Total	Person
Extremely Low	0	0	0	0
Low Mod	0	0	0	0
Moderate	0	0	0	0
Non Low Moderate	0	0	0	0
Total	0	0	0	0

Percent Low/Mod 0.0% 0.0% 0.0% 0.0%

Annual Accomplishments Accomplishment Narrative

Year # Benefiting  
 UGLG: MATAGORDA COUNTY  
 Grant Year: 2013  
 Project: 0028 - 2013 CD

Objective: Create suitable living environments

IDIS Activity: 49554 - 7219261 Matagorda County  
 Activity to prevent, prepare for, and respond to Coronavirus: No

Outcome: Availability/accessibility

Status: Open  
 Location:  
 1700 7th St Rm 301 Bay City, TX 77414-5034

Matrix Code: Water/Sewer Improvements (03J)

National Objective: LMA

Initial Funding Date: 05/26/2021  
 Financing:  
 Funded Amount: \$24,232.45  
 Net Drawn: \$24,232.45  
 Balance: \$0.00

Description:  
 Contractor shall install seven thousand three hundred linear feet (7,300 l.f.) of three-inch (3") and six-inch (6") water line, four thousand eight hundred linear feet (4,800 l.f.) of three-inch

Proposed Accomplishments:  
 People (General) : 0  
 Total Population in Service Area: 173  
 Census Tract Percent Low / Mod: 65.90

Actual Accomplishments:

Number assisted:

	Owner		Renter		Total		Person
	Total	Hispanic	Total	Hispanic	Total	Hispanic	
White:	0	0	0	0	0	0	0
Black/African American:	0	0	0	0	0	0	0
Asian:	0	0	0	0	0	0	0
American Indian/Alaskan Native:	0	0	0	0	0	0	0
Native Hawaiian/Other Pacific Islander:	0	0	0	0	0	0	0

American Indian/Alaskan Native & White:	0	0	0	0	0	0	0
Asian White:	0	0	0	0	0	0	0
Black/African American & White:	0	0	0	0	0	0	0
American Indian/Alaskan Native & Black/African American:	0	0	0	0	0	0	0
Other multi-racial:	0	0	0	0	0	0	0
Asian/Pacific Islander:	0	0	0	0	0	0	0
Hispanic:	0	0	0	0	0	0	0
Total:	0	0	0	0	0	0	0
Female-headed Households:	0		0		0		

Income Category:

	Owner	Renter	Total	Person
Extremely Low	0	0	0	0
Low Mod	0	0	0	0
Moderate	0	0	0	0
Non Low Moderate	0	0	0	0
Total	0	0	0	0
Percent Low/Mod	0.0%	0.0%	0.0%	0.0%

Annual Accomplishments

Accomplishment Narrative

Year # Benefiting

UGLG: VAL VERDE COUNTY

Grant Year: 2013

Project: 0033 - 2013 CSH

Objective: Create suitable living environments

IDIS Activity: 49700 - 7217013 Val Verde County

Outcome: Sustainability

Activity to prevent, prepare for, and respond to Coronavirus: No

Status: Open

Matrix Code: Rehab; Single-Unit Residential (14A)

Location:

400 Pecan St Del Rio, TX 78840-5140

National Objective: LMH

Initial Funding Date: 06/16/2021

Financing:

Funded Amount: \$29,674.94

Net Drawn: \$29,674.94

Description:

Contractor shall conduct thirteen (13) residential rehabilitations of housing units and shall conduct four (4) reconstructions of housing units through the self-help non-profit for residents of the Colonia SHC service area at an average cost of forty-five thousand dollars

Balance: \$0.00

Proposed Accomplishments:

Housing Units : 0

Total Population in Service Area: 0

Census Tract Percent Low / Mod: 0.00

Actual Accomplishments:

Number assisted:

	Owner		Renter		Total		Person
	Total	Hispanic	Total	Hispanic	Total	Hispanic	
White:	0	0	0	0	0	0	0
Black/African American:	0	0	0	0	0	0	0
Asian:	0	0	0	0	0	0	0
American Indian/Alaskan Native:	0	0	0	0	0	0	0
Native Hawaiian/Other Pacific Islander:	0	0	0	0	0	0	0
American Indian/Alaskan Native & White:	0	0	0	0	0	0	0
Asian White:	0	0	0	0	0	0	0
Black/African American & White:	0	0	0	0	0	0	0
American Indian/Alaskan Native & Black/African American:	0	0	0	0	0	0	0
Other multi-racial:	0	0	0	0	0	0	0
Asian/Pacific Islander:	0	0	0	0	0	0	0
Hispanic:	0	0	0	0	0	0	0
Total:	0	0	0	0	0	0	0
Female-headed Households:	0		0		0		

Income Category:

	Owner	Renter	Total	Person
Extremely Low	0	0	0	0
Low Mod	0	0	0	0
Moderate	0	0	0	0
Non Low Moderate	0	0	0	0
Total	0	0	0	0
Percent Low/Mod	0.0%	0.0%	0.0%	0.0%

Annual Accomplishments

Accomplishment Narrative

Year # Benefiting

UGLG:  
 Grant Year: 2013  
 Project: 0033 - 2013 CSH

Objective:

IDIS Activity: 49704 - 7219003 Maverick County  
 Activity to prevent, prepare for, and respond to Coronavirus: No

Outcome:

Status: Open  
 Location:

Matrix Code: General Program Administration (21A)

National Objective:

Initial Funding Date: 06/16/2021  
 Financing:  
 Funded Amount: \$22,500.00  
 Net Drawn: \$22,500.00  
 Balance: \$0.00

Description:  
 local admin

Proposed Accomplishments:  
 : 0

Total Population in Service Area: 0  
 Census Tract Percent Low / Mod: 0.00

Actual Accomplishments:

Number assisted:

	Owner		Renter		Total		Person
	Total	Hispanic	Total	Hispanic	Total	Hispanic	
White:	0	0	0	0	0	0	0
Black/African American:	0	0	0	0	0	0	0
Asian:	0	0	0	0	0	0	0
American Indian/Alaskan Native:	0	0	0	0	0	0	0
Native Hawaiian/Other Pacific Islander:	0	0	0	0	0	0	0
American Indian/Alaskan Native & White:	0	0	0	0	0	0	0
Asian White:	0	0	0	0	0	0	0
Black/African American & White:	0	0	0	0	0	0	0
American Indian/Alaskan Native & Black/African American:	0	0	0	0	0	0	0



Other multi-racial:	0	0	0	0	0	0	0
Asian/Pacific Islander:	0	0	0	0	0	0	0
Hispanic:	0	0	0	0	0	0	0
Total:	0	0	0	0	0	0	0
Female-headed Households:	0		0		0		

Income Category:

	Owner	Renter	Total	Person
Extremely Low	0	0	0	0
Low Mod	0	0	0	0
Moderate	0	0	0	0
Non Low Moderate	0	0	0	0
Total	0	0	0	0
Percent Low/Mod	0.0%	0.0%	0.0%	0.0%

Annual Accomplishments      Accomplishment Narrative

Year      # Benefiting

UGLG:      MAVERICK COUNTY

Grant Year:      2013

Project:      0033 - 2013 CSH

IDIS Activity:      49705 - 7219003 Maverick County

Activity to prevent, prepare for, and respond to Coronavirus:      No

Status:      Open

Location:

500 Quarry St Eagle Pass, TX 78852-4576

Objective:      Create suitable living environments

Outcome:      Availability/accessibility

Matrix Code:      Rehab; Single-Unit Residential (14A)

National Objective:      LMH

Initial Funding Date:      06/16/2021

Financing:

Funded Amount:      \$119,285.71

Net Drawn:      \$119,285.71

Balance:      \$0.00

Description:

Subrecipient shall construct up to six (6) residential rehabilitations and/or septic system repair or replacement for residents of the Colonia SHC service area

Proposed Accomplishments:

Housing Units : 0  
 Total Population in Service Area: 0  
 Census Tract Percent Low / Mod: 0.00

Actual Accomplishments:

Number assisted:

	Owner		Renter		Total		Person
	Total	Hispanic	Total	Hispanic	Total	Hispanic	
White:	0	0	0	0	0	0	0
Black/African American:	0	0	0	0	0	0	0
Asian:	0	0	0	0	0	0	0
American Indian/Alaskan Native:	0	0	0	0	0	0	0
Native Hawaiian/Other Pacific Islander:	0	0	0	0	0	0	0
American Indian/Alaskan Native & White:	0	0	0	0	0	0	0
Asian White:	0	0	0	0	0	0	0
Black/African American & White:	0	0	0	0	0	0	0
American Indian/Alaskan Native & Black/African American:	0	0	0	0	0	0	0
Other multi-racial:	0	0	0	0	0	0	0
Asian/Pacific Islander:	0	0	0	0	0	0	0
Hispanic:	0	0	0	0	0	0	0
Total:	0	0	0	0	0	0	0
Female-headed Households:	0		0		0		

Income Category:

	Owner	Renter	Total	Person
Extremely Low	0	0	0	0
Low Mod	0	0	0	0
Moderate	0	0	0	0
Non Low Moderate	0	0	0	0
Total	0	0	0	0
Percent Low/Mod	0.0%	0.0%	0.0%	0.0%

Annual Accomplishments

Accomplishment Narrative

Year # Benefiting  
 UGLG: Rankin  
 Grant Year: 2013

Project: 0028 - 2013 CD

Objective: Create suitable living environments

IDIS Activity: 49943 - 7219519 Rankin

Outcome: Availability/accessibility

Activity to prevent, prepare for, and respond to Coronavirus: No

Status: Open

Matrix Code: Water/Sewer Improvements (03J)

Location:

PO Box 61 Rankin, TX 79778-0061

National Objective: LMA

Initial Funding Date: 08/03/2021

Description:

Financing:

Contractor shall replace aged and deteriorated six-inch (6 in.) and eight-inch (8 in.) water lines with four hundred linear feet (400 LF) of six-inch (6 in.) water line and two thousand four hundred linear feet (2,400 LF) of eight-inch (8 in.) water line, one hundred fifty linear

Funded Amount: \$2,911.22

Net Drawn: \$2,911.22

Balance: \$0.00

Proposed Accomplishments:

People (General) : 0

Total Population in Service Area: 726

Census Tract Percent Low / Mod: 61.50

Actual Accomplishments:

Number assisted:

	Owner		Renter		Total		Person
	Total	Hispanic	Total	Hispanic	Total	Hispanic	
White:	0	0	0	0	0	0	0
Black/African American:	0	0	0	0	0	0	0
Asian:	0	0	0	0	0	0	0
American Indian/Alaskan Native:	0	0	0	0	0	0	0
Native Hawaiian/Other Pacific Islander:	0	0	0	0	0	0	0
American Indian/Alaskan Native & White:	0	0	0	0	0	0	0
Asian White:	0	0	0	0	0	0	0
Black/African American & White:	0	0	0	0	0	0	0
American Indian/Alaskan Native & Black/African American:	0	0	0	0	0	0	0
Other multi-racial:	0	0	0	0	0	0	0
Asian/Pacific Islander:	0	0	0	0	0	0	0

Hispanic:	0	0	0	0	0	0	0
Total:	0	0	0	0	0	0	0
Female-headed Households:	0		0		0		

Income Category:

	Owner	Renter	Total	Person
Extremely Low	0	0	0	0
Low Mod	0	0	0	0
Moderate	0	0	0	0
Non Low Moderate	0	0	0	0
Total	0	0	0	0
Percent Low/Mod	0.0%	0.0%	0.0%	0.0%

Annual Accomplishments

Accomplishment Narrative

Year # Benefiting

UGLG: ZAPATA COUNTY

Grant Year: 2014

Project: 0031 - 2014 CFC

Objective: Create suitable living environments

IDIS Activity: 39825 - 7214095 Zapata County

Outcome: Availability/accessibility

Activity to prevent, prepare for, and respond to Coronavirus: No

Status: Completed 07/07/2021

Matrix Code: Water/Sewer Improvements (03J)

Location:

200 E 7th St Zapata, TX 78076-2935

National Objective: LMA

Initial Funding Date: 10/10/2014

Financing:

Funded Amount: \$12,039.50

Net Drawn: \$12,039.50

Balance: \$0.00

Description:

Contractor shall install 3,100 lf of 8" pipe and manholes in the Falcon Lakeshore Estates (Beacon Lodge colonia).

Contractor shall also install 20 house connections and mitigate 20 septic systems.

Proposed Accomplishments:

People (General) : 53

Total Population in Service Area: 53

Census Tract Percent Low / Mod: 64.10

Actual Accomplishments:

Number assisted:

	Owner		Renter		Total		Person
	Total	Hispanic	Total	Hispanic	Total	Hispanic	
White:	0	0	0	0	0	0	0
Black/African American:	0	0	0	0	0	0	0
Asian:	0	0	0	0	0	0	0
American Indian/Alaskan Native:	0	0	0	0	0	0	0
Native Hawaiian/Other Pacific Islander:	0	0	0	0	0	0	0
American Indian/Alaskan Native & White:	0	0	0	0	0	0	0
Asian White:	0	0	0	0	0	0	0
Black/African American & White:	0	0	0	0	0	0	0
American Indian/Alaskan Native & Black/African American:	0	0	0	0	0	0	0
Other multi-racial:	0	0	0	0	0	0	0
Asian/Pacific Islander:	0	0	0	0	0	0	0
Hispanic:	0	0	0	0	0	0	0
Total:	0	0	0	0	0	0	0
Female-headed Households:	0		0		0		

Income Category:

	Owner	Renter	Total	Person
Extremely Low	0	0	0	0
Low Mod	0	0	0	0
Moderate	0	0	0	0
Non Low Moderate	0	0	0	0
Total	0	0	0	0
Percent Low/Mod	0.0%	0.0%	0.0%	0.0%

Annual Accomplishments

Accomplishment Narrative

Year # Benefiting

2014 0 Project is complete. Close out documents pending/received

UGLG: ZAPATA COUNTY

Grant Year: 2014

Project: 0031 - 2014 CFC

Objective: Create suitable living environments

IDIS Activity: 39826 - 7214095 Zapata County

Activity to prevent, prepare for, and respond to Coronavirus: No

Status: Completed 07/07/2021

Location:

200 E 7th St Ste 115 Zapata, TX 78076-2944

Outcome: Availability/accessibility

Matrix Code: Rehab; Single-Unit Residential (14A)

National Objective: LMH

Initial Funding Date: 10/10/2014

Financing:

Funded Amount: \$23,400.00

Net Drawn: \$23,400.00

Balance: \$0.00

Description:

Contractor shall install 3,100 lf of 8" pipe and manholes in the Falcon Lakeshore Estates (Beacon Lodge colonia).

Contractor shall also install 20 house connections and mitigate 20 septic systems.

Proposed Accomplishments:

Housing Units : 20

Total Population in Service Area: 0

Census Tract Percent Low / Mod: 0.00

Actual Accomplishments:

Number assisted:

	Owner		Renter		Total		Person
	Total	Hispanic	Total	Hispanic	Total	Hispanic	
White:	12	8	0	0	12	8	0
Black/African American:	0	0	0	0	0	0	0
Asian:	0	0	0	0	0	0	0
American Indian/Alaskan Native:	0	0	0	0	0	0	0
Native Hawaiian/Other Pacific Islander:	0	0	0	0	0	0	0
American Indian/Alaskan Native & White:	0	0	0	0	0	0	0
Asian White:	0	0	0	0	0	0	0
Black/African American & White:	0	0	0	0	0	0	0
American Indian/Alaskan Native & Black/African American:	0	0	0	0	0	0	0
Other multi-racial:	0	0	0	0	0	0	0
Asian/Pacific Islander:	0	0	0	0	0	0	0
Hispanic:	0	0	0	0	0	0	0

Total: 12 8 0 0 12 8 0  
 Female-headed Households: 1 0 1

Income Category:

	Owner	Renter	Total	Person
Extremely Low	2	0	2	0
Low Mod	10	0	10	0
Moderate	0	0	0	0
Non Low Moderate	0	0	0	0
Total	12	0	12	0
Percent Low/Mod	###	0.0%	100%	0.0%

Annual Accomplishments

Accomplishment Narrative

Year # Benefiting  
 2014

0 Project is complete. Close out documents pending/received

UGLG:

Grant Year: 2014

Project: 0031 - 2014 CFC

Objective:

IDIS Activity: 39827 - 7214095 Zapata County

Outcome:

Activity to prevent, prepare for, and respond to Coronavirus: No

Status: Completed 07/07/2021

Matrix Code: General Program Administration (21A)

Location:

National Objective:

Initial Funding Date: 10/10/2014

Description:

Financing:

local admin

Funded Amount: \$11,340.00

Net Drawn: \$11,340.00

Balance: \$0.00

Proposed Accomplishments:

: 0

Total Population in Service Area: 0

Census Tract Percent Low / Mod: 0.00

Actual Accomplishments:

Number assisted:

	Owner		Renter		Total		Person
	Total	Hispanic	Total	Hispanic	Total	Hispanic	
White:	0	0	0	0	0	0	0
Black/African American:	0	0	0	0	0	0	0
Asian:	0	0	0	0	0	0	0
American Indian/Alaskan Native:	0	0	0	0	0	0	0
Native Hawaiian/Other Pacific Islander:	0	0	0	0	0	0	0
American Indian/Alaskan Native & White:	0	0	0	0	0	0	0
Asian White:	0	0	0	0	0	0	0
Black/African American & White:	0	0	0	0	0	0	0
American Indian/Alaskan Native & Black/African American:	0	0	0	0	0	0	0
Other multi-racial:	0	0	0	0	0	0	0
Asian/Pacific Islander:	0	0	0	0	0	0	0
Hispanic:	0	0	0	0	0	0	0
Total:	0	0	0	0	0	0	0
Female-headed Households:	0		0		0		

Income Category:

	Owner	Renter	Total	Person
Extremely Low	0	0	0	0
Low Mod	0	0	0	0
Moderate	0	0	0	0
Non Low Moderate	0	0	0	0
Total	0	0	0	0
Percent Low/Mod	0.0%	0.0%	0.0%	0.0%

Annual Accomplishments

Accomplishment Narrative

Year # Benefiting

UGLG: CITY OF NEW BOSTON

Grant Year: 2014

Project: 0029 - 2014 ED

Objective: Create economic opportunities



IDIS Activity: 39873 - 7214312 New Boston  
 Activity to prevent, prepare for, and respond to Coronavirus: No

Outcome: Sustainability

Status: Completed 04/30/2021  
 Location:  
 PO Box 5 New Boston, TX 75570-0005

Matrix Code: ED Direct Financial Assistance to For-Profits (18A)

National Objective: LMJ

Initial Funding Date: 10/21/2014  
 Financing:  
 Funded Amount: \$550,000.00  
 Net Drawn: \$550,000.00  
 Balance: \$0.00

Description:  
 The purpose of this Economic Development project is to provide infrastructure activities in the form of street and drainage improvements, as well as engineering and administrative services in support of an assisted living facility operated by Cable Morgan Masters

Proposed Accomplishments:  
 Jobs : 28  
 Total Population in Service Area: 0  
 Census Tract Percent Low / Mod: 0.00

Actual Accomplishments:

Number assisted:

	Owner		Renter		Total		Person
	Total	Hispanic	Total	Hispanic	Total	Hispanic	
White:	0	0	0	0	0	0	14
Black/African American:	0	0	0	0	0	0	11
Asian:	0	0	0	0	0	0	0
American Indian/Alaskan Native:	0	0	0	0	0	0	0
Native Hawaiian/Other Pacific Islander:	0	0	0	0	0	0	0
American Indian/Alaskan Native & White:	0	0	0	0	0	0	0
Asian White:	0	0	0	0	0	0	0
Black/African American & White:	0	0	0	0	0	0	0
American Indian/Alaskan Native & Black/African American:	0	0	0	0	0	0	0
Other multi-racial:	0	0	0	0	0	0	3
Asian/Pacific Islander:	0	0	0	0	0	0	0
Hispanic:	0	0	0	0	0	0	0
Total:	0	0	0	0	0	0	28

Female-headed Households: 0 0 0

Income Category:

	Owner	Renter	Total	Person
Extremely Low	0	0	0	2
Low Mod	0	0	0	10
Moderate	0	0	0	9
Non Low Moderate	0	0	0	7
Total	0	0	0	28
Percent Low/Mod	0.0%	0.0%	0.0%	75%

Annual Accomplishments

Accomplishment Narrative

Year # Benefiting  
2014

0 Project is complete. Close out documents pending/received

UGLG:

Grant Year: 2014

Project: 0029 - 2014 ED

Objective:

IDIS Activity: 39874 - 7214312 New Boston

Outcome:

Activity to prevent, prepare for, and respond to Coronavirus: No

Status: Completed 04/30/2021

Matrix Code: General Program Administration (21A)

Location:

National Objective:

Initial Funding Date: 10/21/2014

Description:

Financing:

local admin

Funded Amount: \$50,000.00

Net Drawn: \$50,000.00

Balance: \$0.00

Proposed Accomplishments:

: 0

Total Population in Service Area: 0

Census Tract Percent Low / Mod: 0.00

Actual Accomplishments:

Number assisted:

	Owner		Renter		Total		Person
	Total	Hispanic	Total	Hispanic	Total	Hispanic	
White:	0	0	0	0	0	0	0
Black/African American:	0	0	0	0	0	0	0
Asian:	0	0	0	0	0	0	0
American Indian/Alaskan Native:	0	0	0	0	0	0	0
Native Hawaiian/Other Pacific Islander:	0	0	0	0	0	0	0
American Indian/Alaskan Native & White:	0	0	0	0	0	0	0
Asian White:	0	0	0	0	0	0	0
Black/African American & White:	0	0	0	0	0	0	0
American Indian/Alaskan Native & Black/African American:	0	0	0	0	0	0	0
Other multi-racial:	0	0	0	0	0	0	0
Asian/Pacific Islander:	0	0	0	0	0	0	0
Hispanic:	0	0	0	0	0	0	0
Total:	0	0	0	0	0	0	0
Female-headed Households:	0		0		0		

Income Category:

	Owner	Renter	Total	Person
Extremely Low	0	0	0	0
Low Mod	0	0	0	0
Moderate	0	0	0	0
Non Low Moderate	0	0	0	0
Total	0	0	0	0
Percent Low/Mod	0.0%	0.0%	0.0%	0.0%

Annual Accomplishments

Accomplishment Narrative

Year # Benefiting

UGLG: KENDALL COUNTY

Grant Year: 2014

Project: 0029 - 2014 ED

Objective: Create economic opportunities

IDIS Activity: 40249 - 7215022 Kendall County

Outcome: Sustainability

Activity to prevent, prepare for, and respond to Coronavirus: No

Status: Completed 05/13/2021

Matrix Code: ED Direct Financial Assistance to For-Profits (18A)

Location:

201 E San Antonio Ave Boerne, TX 78006-2013

National Objective: LMJ

Initial Funding Date: 03/11/2015

Description:

Financing:

The purpose of this economic development project is to provide drainage, natural gas, and electric infrastructure improvements to serve the AJW Architectural Products operations, in Kendall County, TX that will result in 30 new full time employees.

Funded Amount: \$338,538.80

Net Drawn: \$338,538.80

Balance: \$0.00

Proposed Accomplishments:

Jobs : 30

Total Population in Service Area: 0

Census Tract Percent Low / Mod: 0.00

Actual Accomplishments:

Number assisted:

	Owner		Renter		Total		Person
	Total	Hispanic	Total	Hispanic	Total	Hispanic	
White:	0	0	0	0	0	0	42
Black/African American:	0	0	0	0	0	0	0
Asian:	0	0	0	0	0	0	0
American Indian/Alaskan Native:	0	0	0	0	0	0	0
Native Hawaiian/Other Pacific Islander:	0	0	0	0	0	0	0
American Indian/Alaskan Native & White:	0	0	0	0	0	0	0
Asian White:	0	0	0	0	0	0	0
Black/African American & White:	0	0	0	0	0	0	0
American Indian/Alaskan Native & Black/African American:	0	0	0	0	0	0	0
Other multi-racial:	0	0	0	0	0	0	0
Asian/Pacific Islander:	0	0	0	0	0	0	0
Hispanic:	0	0	0	0	0	0	0
Total:	0	0	0	0	0	0	42
Female-headed Households:	0		0		0		

Income Category:

	Owner	Renter	Total	Person
Extremely Low	0	0	0	0
Low Mod	0	0	0	42
Moderate	0	0	0	0
Non Low Moderate	0	0	0	0
Total	0	0	0	42
Percent Low/Mod	0.0%	0.0%	0.0%	100%

Annual Accomplishments

Accomplishment Narrative

Year # Benefiting

2014 0 Project is complete. Close out documents pending/received

UGLG:

Grant Year: 2014

Project: 0029 - 2014 ED

Objective:

IDIS Activity: 40250 - 7215022 Kendall County

Outcome:

Activity to prevent, prepare for, and respond to Coronavirus: No

Status: Completed 05/12/2021

Matrix Code: General Program Administration (21A)

Location:

National Objective:

Initial Funding Date: 03/11/2015

Description:

Financing:

local admin

Funded Amount: \$35,000.00

Net Drawn: \$35,000.00

Balance: \$0.00

Proposed Accomplishments:

: 0

Total Population in Service Area: 0

Census Tract Percent Low / Mod: 0.00

Actual Accomplishments:

Number assisted:

	Owner		Renter		Total		Person
	Total	Hispanic	Total	Hispanic	Total	Hispanic	
White:	0	0	0	0	0	0	0
Black/African American:	0	0	0	0	0	0	0
Asian:	0	0	0	0	0	0	0
American Indian/Alaskan Native:	0	0	0	0	0	0	0
Native Hawaiian/Other Pacific Islander:	0	0	0	0	0	0	0
American Indian/Alaskan Native & White:	0	0	0	0	0	0	0
Asian White:	0	0	0	0	0	0	0
Black/African American & White:	0	0	0	0	0	0	0
American Indian/Alaskan Native & Black/African American:	0	0	0	0	0	0	0
Other multi-racial:	0	0	0	0	0	0	0
Asian/Pacific Islander:	0	0	0	0	0	0	0
Hispanic:	0	0	0	0	0	0	0
Total:	0	0	0	0	0	0	0
Female-headed Households:	0		0		0		

Income Category:

	Owner	Renter	Total	Person
Extremely Low	0	0	0	0
Low Mod	0	0	0	0
Moderate	0	0	0	0
Non Low Moderate	0	0	0	0
Total	0	0	0	0
Percent Low/Mod	0.0%	0.0%	0.0%	0.0%

Annual Accomplishments

Accomplishment Narrative

Year # Benefiting  
 UGLG: SONORA  
 Grant Year: 2014

Project: 0129 - 2014 ED PI

Objective: Create economic opportunities

IDIS Activity: 40566 - 7215122 Sonora

Outcome: Sustainability

Activity to prevent, prepare for, and respond to Coronavirus: No

Status: Completed 05/14/2021

Matrix Code: ED Direct Financial Assistance to For-Profits (18A)

Location:

201 E Main St Sonora, TX 76950-2609

National Objective: LMJ

Initial Funding Date: 07/17/2015  
 Financing:  
 Funded Amount: \$442,370.97  
 Net Drawn: \$442,370.97  
 Balance: \$0.00

Description:

This Texas Capital Fund economic development award will provide water and sewer infrastructure improvements, as well as engineering and administrative services in support of the creation of a travel center facility operated by Love's Travel Stops & Country Stores,

Proposed Accomplishments:

Jobs : 28  
 Total Population in Service Area: 0  
 Census Tract Percent Low / Mod: 0.00

Actual Accomplishments:

Number assisted:

	Owner		Renter		Total		Person
	Total	Hispanic	Total	Hispanic	Total	Hispanic	
White:	0	0	0	0	0	0	26
Black/African American:	0	0	0	0	0	0	0
Asian:	0	0	0	0	0	0	0
American Indian/Alaskan Native:	0	0	0	0	0	0	0
Native Hawaiian/Other Pacific Islander:	0	0	0	0	0	0	0
American Indian/Alaskan Native & White:	0	0	0	0	0	0	0
Asian White:	0	0	0	0	0	0	0
Black/African American & White:	0	0	0	0	0	0	0
American Indian/Alaskan Native & Black/African American:	0	0	0	0	0	0	0
Other multi-racial:	0	0	0	0	0	0	2
Asian/Pacific Islander:	0	0	0	0	0	0	0
Hispanic:	0	0	0	0	0	0	0
Total:	0	0	0	0	0	0	28
Female-headed Households:	0		0		0		

Income Category:

Owner Renter Total Person

Extremely Low	0	0	0	8
Low Mod	0	0	0	6
Moderate	0	0	0	3
Non Low Moderate	0	0	0	11
Total	0	0	0	28
Percent Low/Mod	0.0%	0.0%	0.0%	61%

Annual Accomplishments      Accomplishment Narrative  
 Year      # Benefiting  
 2014      0 Project is complete. Close out documents pending/received

UGLG:  
 Grant Year: 2014  
 Project: 0129 - 2014 ED PI      Objective:  
 IDIS Activity: 40568 - 7215122 Sonora      Outcome:  
 Activity to prevent, prepare for, and respond to Coronavirus: No  
 Status: Completed 05/14/2021      Matrix Code: General Program Administration (21A)  
 Location:      National Objective:

Initial Funding Date: 07/17/2015      Description:  
 Financing: local admin  
 Funded Amount: \$27,360.13  
 Net Drawn: \$27,360.13  
 Balance: \$0.00

Proposed Accomplishments:  
 : 0  
 Total Population in Service Area: 0  
 Census Tract Percent Low / Mod: 0.00

Actual Accomplishments:  
 Number assisted:  
 Owner      Renter      Total



	Total	Hispanic	Total	Hispanic	Total	Hispanic	Person
White:	0	0	0	0	0	0	0
Black/African American:	0	0	0	0	0	0	0
Asian:	0	0	0	0	0	0	0
American Indian/Alaskan Native:	0	0	0	0	0	0	0
Native Hawaiian/Other Pacific Islander:	0	0	0	0	0	0	0
American Indian/Alaskan Native & White:	0	0	0	0	0	0	0
Asian White:	0	0	0	0	0	0	0
Black/African American & White:	0	0	0	0	0	0	0
American Indian/Alaskan Native & Black/African American:	0	0	0	0	0	0	0
Other multi-racial:	0	0	0	0	0	0	0
Asian/Pacific Islander:	0	0	0	0	0	0	0
Hispanic:	0	0	0	0	0	0	0
Total:	0	0	0	0	0	0	0
Female-headed Households:	0		0		0		

Income Category:

	Owner	Renter	Total	Person
Extremely Low	0	0	0	0
Low Mod	0	0	0	0
Moderate	0	0	0	0
Non Low Moderate	0	0	0	0
Total	0	0	0	0
Percent Low/Mod	0.0%	0.0%	0.0%	0.0%

Annual Accomplishments

Accomplishment Narrative

Year # Benefiting  
 UGLG: EAGLE PASS  
 Grant Year: 2014

Project: 0033 - 2014 CSH

Objective: Create suitable living environments

IDIS Activity: 40591 - 7215003 Eagle Pass

Outcome: Availability/accessibility

Activity to prevent, prepare for, and respond to Coronavirus: No

Status: Completed 03/29/2021

Matrix Code: Other Public Services Not Listed in 05A-05Y, 03T (05Z)

Location:

100 S Monroe St Eagle Pass, TX 78852-4830

National Objective: LMA

Initial Funding Date: 08/07/2015  
 Financing:  
 Funded Amount: \$44,609.19  
 Net Drawn: \$44,609.19  
 Balance: \$0.00

Description:  
 Contractor shall carry out the following activities in the Eagle Pass Colonia Self-Help Center target area colonias of Las Quintas, Loma Bonita, Cedar Ridge #1, Morales #2 East and Morales #2a located in Maverick County.

Proposed Accomplishments:  
 People (General) : 4,923  
 Total Population in Service Area: 4,923  
 Census Tract Percent Low / Mod: 79.90

Actual Accomplishments:

Number assisted:

	Owner		Renter		Total		Person
	Total	Hispanic	Total	Hispanic	Total	Hispanic	
White:	0	0	0	0	0	0	0
Black/African American:	0	0	0	0	0	0	0
Asian:	0	0	0	0	0	0	0
American Indian/Alaskan Native:	0	0	0	0	0	0	0
Native Hawaiian/Other Pacific Islander:	0	0	0	0	0	0	0
American Indian/Alaskan Native & White:	0	0	0	0	0	0	0
Asian White:	0	0	0	0	0	0	0
Black/African American & White:	0	0	0	0	0	0	0
American Indian/Alaskan Native & Black/African American:	0	0	0	0	0	0	0
Other multi-racial:	0	0	0	0	0	0	0
Asian/Pacific Islander:	0	0	0	0	0	0	0
Hispanic:	0	0	0	0	0	0	0
Total:	0	0	0	0	0	0	0
Female-headed Households:	0		0		0		

Income Category:

	Owner	Renter	Total	Person
Extremely Low	0	0	0	0
Low Mod	0	0	0	0

Moderate	0	0	0	0
Non Low Moderate	0	0	0	0
Total	0	0	0	0
Percent Low/Mod	0.0%	0.0%	0.0%	0.0%

Annual Accomplishments

Accomplishment Narrative

Year # Benefiting  
2015

0 Contractor shall carry out the following activities in the Eagle Pass Colonia Self-Help Center target area colonias of Las Quintas, Loma Bonita, Cedar Ridge #1, Morales #2 East and

UGLG: EAGLE PASS

Grant Year: 2014

Project: 0033 - 2014 CSH

Objective: Create suitable living environments

IDIS Activity: 40592 - 7215003 Eagle Pass

Outcome: Affordability

Activity to prevent, prepare for, and respond to Coronavirus: No

Status: Completed 03/29/2021

Matrix Code: Rehab; Single-Unit Residential (14A)

Location:

100 S Monroe St Eagle Pass, TX 78852-4830

National Objective: LMH

Initial Funding Date: 08/07/2015

Description:

Financing:

Contractor shall carry out the following activities in the Eagle Pass Colonia Self-Help Center target area colonias of Las Quintas, Loma Bonita, Cedar Ridge #1, Morales #2 East and Morales #2a located in Maverick County.

Funded Amount: \$256,698.48

Net Drawn: \$256,698.48

Balance: \$0.00

Proposed Accomplishments:

Housing Units : 16

Total Population in Service Area: 0

Census Tract Percent Low / Mod: 0.00

Actual Accomplishments:

Number assisted:

	Owner		Renter		Total		
White:	Total	Hispanic	Total	Hispanic	Total	Hispanic	Person
	6	6	0	0	6	6	0

Black/African American:	0	0	0	0	0	0	0
Asian:	0	0	0	0	0	0	0
American Indian/Alaskan Native:	0	0	0	0	0	0	0
Native Hawaiian/Other Pacific Islander:	0	0	0	0	0	0	0
American Indian/Alaskan Native & White:	0	0	0	0	0	0	0
Asian White:	0	0	0	0	0	0	0
Black/African American & White:	0	0	0	0	0	0	0
American Indian/Alaskan Native & Black/African American:	0	0	0	0	0	0	0
Other multi-racial:	0	0	0	0	0	0	0
Asian/Pacific Islander:	0	0	0	0	0	0	0
Hispanic:	0	0	0	0	0	0	0
Total:	6	6	0	0	6	6	0
Female-headed Households:	2		0		2		

Income Category:

	Owner	Renter	Total	Person
Extremely Low	2	0	2	0
Low Mod	4	0	4	0
Moderate	0	0	0	0
Non Low Moderate	0	0	0	0
Total	6	0	6	0
Percent Low/Mod	###	0.0%	100%	0.0%

Annual Accomplishments

Accomplishment Narrative

Year 2015 # Benefiting 0 Contractor shall carry out the following activities in the Eagle Pass Colonia Self-Help Center target area colonias of Las Quintas, Loma Bonita, Cedar Ridge #1, Morales #2 East and

UGLG: EAGLE PASS  
Grant Year: 2014

Project: 0033 - 2014 CSH Objective: Create suitable living environments

IDIS Activity: 40593 - 7215003 Eagle Pass Outcome: Affordability

Activity to prevent, prepare for, and respond to Coronavirus: No

Status: Completed 03/29/2021 Matrix Code: Flood Drainage Improvements (031)

Location: 100 S Monroe St Eagle Pass, TX 78852-4830 National Objective: LMA

Initial Funding Date: 08/07/2015  
 Financing:  
 Funded Amount: \$69,940.00  
 Net Drawn: \$69,940.00  
 Balance: \$0.00

Description:  
 Contractor shall carry out the following activities in the Eagle Pass Colonia Self-Help Center target area colonias of Las Quintas, Loma Bonita, Cedar Ridge #1, Morales #2 East and Morales #2a located in Maverick County.

Proposed Accomplishments:

People (General) : 2,154  
 Total Population in Service Area: 2,154  
 Census Tract Percent Low / Mod: 79.90

Actual Accomplishments:

Number assisted:

	Owner		Renter		Total		Person
	Total	Hispanic	Total	Hispanic	Total	Hispanic	
White:	0	0	0	0	0	0	0
Black/African American:	0	0	0	0	0	0	0
Asian:	0	0	0	0	0	0	0
American Indian/Alaskan Native:	0	0	0	0	0	0	0
Native Hawaiian/Other Pacific Islander:	0	0	0	0	0	0	0
American Indian/Alaskan Native & White:	0	0	0	0	0	0	0
Asian White:	0	0	0	0	0	0	0
Black/African American & White:	0	0	0	0	0	0	0
American Indian/Alaskan Native & Black/African American:	0	0	0	0	0	0	0
Other multi-racial:	0	0	0	0	0	0	0
Asian/Pacific Islander:	0	0	0	0	0	0	0
Hispanic:	0	0	0	0	0	0	0
Total:	0	0	0	0	0	0	0
Female-headed Households:	0		0		0		

Income Category:

	Owner	Renter	Total	Person
Extremely Low	0	0	0	0
Low Mod	0	0	0	0
Moderate	0	0	0	0

Non Low Moderate	0	0	0	0
Total	0	0	0	0
Percent Low/Mod	0.0%	0.0%	0.0%	0.0%

Annual Accomplishments

Accomplishment Narrative

Year # Benefiting

2015 0 Contractor shall carry out the following activities in the Eagle Pass Colonia Self-Help Center target area colonias of Las Quintas, Loma Bonita, Cedar Ridge #1, Morales #2 East and

UGLG:

Grant Year: 2014

Project: 0033 - 2014 CSH

Objective:

IDIS Activity: 40594 - 7215003 Eagle Pass

Outcome:

Activity to prevent, prepare for, and respond to Coronavirus: No

Status: Completed 03/29/2021

Matrix Code: General Program Administration (21A)

Location:

National Objective:

Initial Funding Date: 08/07/2015

Description:

Financing:

local administration

Funded Amount: \$55,687.15

Net Drawn: \$55,687.15

Balance: \$0.00

Proposed Accomplishments:

: 0

Total Population in Service Area: 0

Census Tract Percent Low / Mod: 0.00

Actual Accomplishments:

Number assisted:

	Owner		Renter		Total		Person
	Total	Hispanic	Total	Hispanic	Total	Hispanic	
White:	0	0	0	0	0	0	0
Black/African American:	0	0	0	0	0	0	0

Asian:	0	0	0	0	0	0	0
American Indian/Alaskan Native:	0	0	0	0	0	0	0
Native Hawaiian/Other Pacific Islander:	0	0	0	0	0	0	0
American Indian/Alaskan Native & White:	0	0	0	0	0	0	0
Asian White:	0	0	0	0	0	0	0
Black/African American & White:	0	0	0	0	0	0	0
American Indian/Alaskan Native & Black/African American:	0	0	0	0	0	0	0
Other multi-racial:	0	0	0	0	0	0	0
Asian/Pacific Islander:	0	0	0	0	0	0	0
Hispanic:	0	0	0	0	0	0	0
Total:	0	0	0	0	0	0	0
Female-headed Households:	0		0		0		

Income Category:

	Owner	Renter	Total	Person
Extremely Low	0	0	0	0
Low Mod	0	0	0	0
Moderate	0	0	0	0
Non Low Moderate	0	0	0	0
Total	0	0	0	0
Percent Low/Mod	0.0%	0.0%	0.0%	0.0%

Annual Accomplishments

Accomplishment Narrative

Year # Benefiting  
 UGLG: BOWIE COUNTY  
 Grant Year: 2014  
 Project: 0029 - 2014 ED

Objective: Create economic opportunities

IDIS Activity: 40597 - 7215132 Bowie County  
 Activity to prevent, prepare for, and respond to Coronavirus: No

Outcome: Sustainability

Status: Completed 05/12/2021  
 Location:

Matrix Code: ED Direct Financial Assistance to For-Profits (18A)

710 James Bowie Dr New Boston, TX 75570-2328

National Objective: LMJ

Initial Funding Date: 08/13/2015

Description:

Financing:  
 Funded Amount: \$101,035.00  
 Net Drawn: \$101,035.00  
 Balance: \$0.00

This Texas Capital Fund economic development award will provide water, sewer, electric and natural gas infrastructure improvements, as well as engineering and administrative services in support of the creation of a booster manufacturing facility operated by EXPAL

Proposed Accomplishments:

Jobs : 0  
 Total Population in Service Area: 0  
 Census Tract Percent Low / Mod: 0.00

Actual Accomplishments:

Number assisted:

	Owner		Renter		Total		Person
	Total	Hispanic	Total	Hispanic	Total	Hispanic	
White:	0	0	0	0	0	0	48
Black/African American:	0	0	0	0	0	0	17
Asian:	0	0	0	0	0	0	0
American Indian/Alaskan Native:	0	0	0	0	0	0	0
Native Hawaiian/Other Pacific Islander:	0	0	0	0	0	0	0
American Indian/Alaskan Native & White:	0	0	0	0	0	0	0
Asian White:	0	0	0	0	0	0	0
Black/African American & White:	0	0	0	0	0	0	0
American Indian/Alaskan Native & Black/African American:	0	0	0	0	0	0	0
Other multi-racial:	0	0	0	0	0	0	2
Asian/Pacific Islander:	0	0	0	0	0	0	0
Hispanic:	0	0	0	0	0	0	0
Total:	0	0	0	0	0	0	67
Female-headed Households:	0		0		0		

Income Category:

	Owner	Renter	Total	Person
Extremely Low	0	0	0	11
Low Mod	0	0	0	27
Moderate	0	0	0	0
Non Low Moderate	0	0	0	29
Total	0	0	0	67



Percent Low/Mod 0.0% 0.0% 0.0% 57%

Annual Accomplishments

Accomplishment Narrative

Year # Benefiting  
2014

0 Construction bidding and award in progress

UGLG:

Grant Year: 2014

Project: 0129 - 2014 ED PI

Objective:

IDIS Activity: 40598 - 7215132 Bowie County

Outcome:

Activity to prevent, prepare for, and respond to Coronavirus: No

Status: Completed 05/12/2021

Matrix Code: General Program Administration (21A)

Location:

National Objective:

, -

Initial Funding Date: 08/13/2015

Description:

Financing:

This Texas Capital Fund economic development award will provide water, sewer, electric and natural gas infrastructure improvements, as well as engineering and administrative services in support of the creation of a booster manufacturing facility operated by EXPAL

Funded Amount: \$45,000.00

Net Drawn: \$45,000.00

Balance: \$0.00

Proposed Accomplishments:

: 0

Total Population in Service Area: 0

Census Tract Percent Low / Mod: 0.00

Actual Accomplishments:

Number assisted:

	Owner		Renter		Total		
	Total	Hispanic	Total	Hispanic	Total	Hispanic	Person
White:	0	0	0	0	0	0	0
Black/African American:	0	0	0	0	0	0	0
Asian:	0	0	0	0	0	0	0
American Indian/Alaskan Native:	0	0	0	0	0	0	0

Native Hawaiian/Other Pacific Islander:	0	0	0	0	0	0	0
American Indian/Alaskan Native & White:	0	0	0	0	0	0	0
Asian White:	0	0	0	0	0	0	0
Black/African American & White:	0	0	0	0	0	0	0
American Indian/Alaskan Native & Black/African American:	0	0	0	0	0	0	0
Other multi-racial:	0	0	0	0	0	0	0
Asian/Pacific Islander:	0	0	0	0	0	0	0
Hispanic:	0	0	0	0	0	0	0
Total:	0	0	0	0	0	0	0
Female-headed Households:	0		0		0		

Income Category:

	Owner	Renter	Total	Person
Extremely Low	0	0	0	0
Low Mod	0	0	0	0
Moderate	0	0	0	0
Non Low Moderate	0	0	0	0
Total	0	0	0	0
Percent Low/Mod	0.0%	0.0%	0.0%	0.0%

Annual Accomplishments

Accomplishment Narrative

Year # Benefiting  
 UGLG: BOWIE COUNTY  
 Grant Year: 2014  
 Project: 0129 - 2014 ED PI  
 IDIS Activity: 40599 - 7215132 Bowie County  
 Activity to prevent, prepare for, and respond to Coronavirus: No  
 Status: Completed 05/12/2021  
 Location:  
 710 James Bowie Dr New Boston, TX 75570-2328

Objective: Create economic opportunities  
 Outcome: Sustainability  
 Matrix Code: ED Direct Financial Assistance to For-Profits (18A)  
 National Objective: LMJ

Initial Funding Date: 08/13/2015  
 Financing:  
 Funded Amount: \$598,965.00

Description:  
 This Texas Capital Fund economic development award will provide water, sewer, electric and natural gas infrastructure improvements, as well as engineering and administrative

Net Drawn: \$598,965.00  
 Balance: \$0.00

services in support of the creation of a booster manufacturing facility operated by EXPAL

Proposed Accomplishments:

Jobs : 42  
 Total Population in Service Area: 0  
 Census Tract Percent Low / Mod: 0.00

Actual Accomplishments:

Number assisted:

	Owner		Renter		Total		Person
	Total	Hispanic	Total	Hispanic	Total	Hispanic	
White:	0	0	0	0	0	0	48
Black/African American:	0	0	0	0	0	0	17
Asian:	0	0	0	0	0	0	0
American Indian/Alaskan Native:	0	0	0	0	0	0	0
Native Hawaiian/Other Pacific Islander:	0	0	0	0	0	0	0
American Indian/Alaskan Native & White:	0	0	0	0	0	0	0
Asian White:	0	0	0	0	0	0	0
Black/African American & White:	0	0	0	0	0	0	0
American Indian/Alaskan Native & Black/African American:	0	0	0	0	0	0	0
Other multi-racial:	0	0	0	0	0	0	2
Asian/Pacific Islander:	0	0	0	0	0	0	0
Hispanic:	0	0	0	0	0	0	0
Total:	0	0	0	0	0	0	67
Female-headed Households:	0		0		0		

Income Category:

	Owner	Renter	Total	Person
Extremely Low	0	0	0	11
Low Mod	0	0	0	27
Moderate	0	0	0	0
Non Low Moderate	0	0	0	29
Total	0	0	0	67
Percent Low/Mod	0.0%	0.0%	0.0%	57%

Annual Accomplishments Accomplishment Narrative

Year # Benefiting  
 2014 0 Project is 0-25% complete

UGLG: STARR COUNTY

Grant Year: 2014

Project: 0033 - 2014 CSH

Objective: Create suitable living environments

IDIS Activity: 41017 - 7215013 Starr County

Outcome: Availability/accessibility

Activity to prevent, prepare for, and respond to Coronavirus: No

Status: Completed 03/29/2021

Matrix Code: Other Public Services Not Listed in 05A-05Y, 03T (05Z)

Location:

100 N Fm 3167 Rio Grande City, TX 78582-6688

National Objective: LMA

Initial Funding Date: 10/21/2015

Financing:

Funded Amount: \$55,953.85

Net Drawn: \$55,953.85

Balance: \$0.00

Description:

Contractor shall carry out the following activities in the Starr County Colonia Self-Help

Center target area colonias of Mesquite #1, Trevino's, Share 52, Venencia and

VictoriaActivities include: Tool Library, Technology Access, Technology and Home Repair

Proposed Accomplishments:

People (General) : 1,746

Total Population in Service Area: 1,746

Census Tract Percent Low / Mod: 100.00

Actual Accomplishments:

Number assisted:

	Owner		Renter		Total		Person
	Total	Hispanic	Total	Hispanic	Total	Hispanic	
White:	0	0	0	0	0	0	0
Black/African American:	0	0	0	0	0	0	0
Asian:	0	0	0	0	0	0	0
American Indian/Alaskan Native:	0	0	0	0	0	0	0
Native Hawaiian/Other Pacific Islander:	0	0	0	0	0	0	0
American Indian/Alaskan Native & White:	0	0	0	0	0	0	0
Asian White:	0	0	0	0	0	0	0

Black/African American & White:	0	0	0	0	0	0	0
American Indian/Alaskan Native & Black/African American:	0	0	0	0	0	0	0
Other multi-racial:	0	0	0	0	0	0	0
Asian/Pacific Islander:	0	0	0	0	0	0	0
Hispanic:	0	0	0	0	0	0	0
Total:	0	0	0	0	0	0	0
Female-headed Households:	0		0		0		

Income Category:

	Owner	Renter	Total	Person
Extremely Low	0	0	0	0
Low Mod	0	0	0	0
Moderate	0	0	0	0
Non Low Moderate	0	0	0	0
Total	0	0	0	0
Percent Low/Mod	0.0%	0.0%	0.0%	0.0%

Annual Accomplishments

Accomplishment Narrative

Year # Benefiting

2015 0 Contractor shall carry out the following activities in the Starr County Colonia Self-Help Center target area colonias of Mesquite #1, Trevino's, Share 52, Venencia and Victoria

UGLG: STARR COUNTY

Grant Year: 2014

Project: 0033 - 2014 CSH

Objective: Provide decent affordable housing

IDIS Activity: 41018 - 7215013 Starr County

Outcome: Affordability

Activity to prevent, prepare for, and respond to Coronavirus: No

Status: Completed 03/29/2021

Matrix Code: Rehab; Single-Unit Residential (14A)

Location:

100 N Fm 3167 Rio Grande City, TX 78582-6688

National Objective: LMH

Initial Funding Date: 10/21/2015

Financing: Contractor shall carry out the following activities in the Starr County Colonia Self-Help Center target area colonias of Mesquite #1, Trevino's, Share 52, Venencia and Victoria  
 Funded Amount: \$63,260.00  
 Net Drawn: \$63,260.00  
 Activities include: Colonia Housing Rehabilitation.

Balance: \$0.00

Proposed Accomplishments:

Housing Units : 18

Total Population in Service Area: 0

Census Tract Percent Low / Mod: 0.00

Actual Accomplishments:

Number assisted:

	Owner		Renter		Total		Person
	Total	Hispanic	Total	Hispanic	Total	Hispanic	
White:	3	3	0	0	3	3	0
Black/African American:	0	0	0	0	0	0	0
Asian:	0	0	0	0	0	0	0
American Indian/Alaskan Native:	0	0	0	0	0	0	0
Native Hawaiian/Other Pacific Islander:	0	0	0	0	0	0	0
American Indian/Alaskan Native & White:	0	0	0	0	0	0	0
Asian White:	0	0	0	0	0	0	0
Black/African American & White:	0	0	0	0	0	0	0
American Indian/Alaskan Native & Black/African American:	0	0	0	0	0	0	0
Other multi-racial:	0	0	0	0	0	0	0
Asian/Pacific Islander:	0	0	0	0	0	0	0
Hispanic:	0	0	0	0	0	0	0
Total:	3	3	0	0	3	3	0
Female-headed Households:	1		0		1		

Income Category:

	Owner	Renter	Total	Person
Extremely Low	1	0	1	0
Low Mod	2	0	2	0
Moderate	0	0	0	0
Non Low Moderate	0	0	0	0
Total	3	0	3	0
Percent Low/Mod	###	0.0%	100%	0.0%

Annual Accomplishments

Accomplishment Narrative

Year # Benefiting

2015

0 Contractor shall carry out the following activities in the Starr County Colonia Self-Help Center target area colonias of Mesquite #1, Trevino's, Share 52, Venencia and Victoria

UGLG:

Grant Year: 2014

Project: 0214 - 2014/2015 ED PI

Objective:

IDIS Activity: 41434 - 7216072 Bandera

Outcome:

Activity to prevent, prepare for, and respond to Coronavirus: No

Status: Completed 06/28/2021

Matrix Code: General Program Administration (21A)

Location:

National Objective:

Initial Funding Date: 04/20/2016

Description:

Financing:

local admin

Funded Amount: \$24,495.00

Net Drawn: \$24,495.00

Balance: \$0.00

Proposed Accomplishments:

: 0

Total Population in Service Area: 0

Census Tract Percent Low / Mod: 0.00

Actual Accomplishments:

Number assisted:

	Owner		Renter		Total		Person
	Total	Hispanic	Total	Hispanic	Total	Hispanic	
White:	0	0	0	0	0	0	0
Black/African American:	0	0	0	0	0	0	0
Asian:	0	0	0	0	0	0	0
American Indian/Alaskan Native:	0	0	0	0	0	0	0
Native Hawaiian/Other Pacific Islander:	0	0	0	0	0	0	0
American Indian/Alaskan Native & White:	0	0	0	0	0	0	0
Asian White:	0	0	0	0	0	0	0
Black/African American & White:	0	0	0	0	0	0	0

American Indian/Alaskan Native & Black/African American:	0	0	0	0	0	0	0
Other multi-racial:	0	0	0	0	0	0	0
Asian/Pacific Islander:	0	0	0	0	0	0	0
Hispanic:	0	0	0	0	0	0	0
Total:	0	0	0	0	0	0	0
Female-headed Households:	0		0		0		

Income Category:

	Owner	Renter	Total	Person
Extremely Low	0	0	0	0
Low Mod	0	0	0	0
Moderate	0	0	0	0
Non Low Moderate	0	0	0	0
Total	0	0	0	0
Percent Low/Mod	0.0%	0.0%	0.0%	0.0%

Annual Accomplishments

Accomplishment Narrative

Year # Benefiting  
 UGLG: Eagle Pass  
 Grant Year: 2014

Project: 0292 - 2016/2014 CD-PI

Objective: Create suitable living environments

IDIS Activity: 41876 - 7216141 Eagle Pass

Outcome: Availability/accessibility

Activity to prevent, prepare for, and respond to Coronavirus: No

Status: Completed 01/22/2021

Matrix Code: Parks, Recreational Facilities (03F)

Location:

100 S Monroe St Eagle Pass, TX 78852-4830

National Objective: LMA

Initial Funding Date: 10/25/2016

Financing:

Funded Amount: \$595,672.97

Net Drawn: \$595,672.97

Balance: \$0.00

Description:

Contractor shall construct an approximately 15,000 s.f. metal building to include sports flooring, bleachers, walking trail, parking, and associated appurtenances.



Proposed Accomplishments:

People (General) : 936

Total Population in Service Area: 936

Census Tract Percent Low / Mod: 69.40

Actual Accomplishments:

Number assisted:

	Owner		Renter		Total		Person
	Total	Hispanic	Total	Hispanic	Total	Hispanic	
White:	0	0	0	0	0	0	0
Black/African American:	0	0	0	0	0	0	0
Asian:	0	0	0	0	0	0	0
American Indian/Alaskan Native:	0	0	0	0	0	0	0
Native Hawaiian/Other Pacific Islander:	0	0	0	0	0	0	0
American Indian/Alaskan Native & White:	0	0	0	0	0	0	0
Asian White:	0	0	0	0	0	0	0
Black/African American & White:	0	0	0	0	0	0	0
American Indian/Alaskan Native & Black/African American:	0	0	0	0	0	0	0
Other multi-racial:	0	0	0	0	0	0	0
Asian/Pacific Islander:	0	0	0	0	0	0	0
Hispanic:	0	0	0	0	0	0	0
Total:	0	0	0	0	0	0	0
Female-headed Households:	0		0		0		

Income Category:

	Owner	Renter	Total	Person
Extremely Low	0	0	0	0
Low Mod	0	0	0	0
Moderate	0	0	0	0
Non Low Moderate	0	0	0	0
Total	0	0	0	0
Percent Low/Mod	0.0%	0.0%	0.0%	0.0%

Annual Accomplishments

Accomplishment Narrative

Year # Benefiting

2016 0 Acquisition in progress

UGLG: Falls County

Grant Year: 2014

Project: 0215 - 2014/2015 SMRF-PI

Objective: Create economic opportunities

IDIS Activity: 42337 - 7216412 Falls County

Outcome: Sustainability

Activity to prevent, prepare for, and respond to Coronavirus: No

Status: Completed 07/06/2021

Matrix Code: ED Direct Financial Assistance to For-Profits (18A)

Location:

PO Box 458 Marlin, TX 76661-0458

National Objective: LMJ

Initial Funding Date: 01/31/2017

Description:

Financing:

In cooperation with the Heart of Texas Economic Development District (HOTEDD), SMRF monies will be loaned to local small businesses and microenterprises to support job creation/retention activities for predominately low and moderate income persons.

Funded Amount: \$65,000.00

Net Drawn: \$65,000.00

Balance: \$0.00

Proposed Accomplishments:

Jobs : 4

Total Population in Service Area: 0

Census Tract Percent Low / Mod: 0.00

Actual Accomplishments:

Number assisted:

	Owner		Renter		Total		Person
	Total	Hispanic	Total	Hispanic	Total	Hispanic	
White:	0	0	0	0	0	0	1
Black/African American:	0	0	0	0	0	0	1
Asian:	0	0	0	0	0	0	0
American Indian/Alaskan Native:	0	0	0	0	0	0	0
Native Hawaiian/Other Pacific Islander:	0	0	0	0	0	0	0
American Indian/Alaskan Native & White:	0	0	0	0	0	0	0
Asian White:	0	0	0	0	0	0	0
Black/African American & White:	0	0	0	0	0	0	0
American Indian/Alaskan Native & Black/African American:	0	0	0	0	0	0	0
Other multi-racial:	0	0	0	0	0	0	0

Asian/Pacific Islander:	0	0	0	0	0	0	0
Hispanic:	0	0	0	0	0	0	0
Total:	0	0	0	0	0	0	2
Female-headed Households:	0		0		0		

Income Category:

	Owner	Renter	Total	Person
Extremely Low	0	0	0	2
Low Mod	0	0	0	0
Moderate	0	0	0	0
Non Low Moderate	0	0	0	0
Total	0	0	0	2
Percent Low/Mod	0.0%	0.0%	0.0%	100%

Annual Accomplishments

Accomplishment Narrative

Year	# Benefiting	Accomplishment Narrative
2017	0	In cooperation with the Heart of Texas Economic Development District (HOTEDD), SMRF monies will be loaned to local small businesses and microenterprises to support job

UGLG: Vidor  
Grant Year: 2014

Project: 0255 - 2014 CD-D Objective: Create suitable living environments

IDIS Activity: 42851 - 7217480 Vidor Outcome: Sustainability

Activity to prevent, prepare for, and respond to Coronavirus: No

Status: Completed 01/22/2021 Matrix Code: Rehab; Single-Unit Residential (14A)

Location: 1395 N Main St Vidor, TX 77662-3726 National Objective: LMH

Initial Funding Date:	11/27/2017	Description: Contractor shall install one hundred ten (110) sewer yard line, cleanouts, and all related appurtenances. TxCDBG shall not fund a yard service line on private property to a household that does not
Financing:		
Funded Amount:	\$177,938.00	
Net Drawn:	\$177,938.00	
Balance:	\$0.00	

Proposed Accomplishments:

Housing Units : 110  
 Total Population in Service Area: 0  
 Census Tract Percent Low / Mod: 0.00

Actual Accomplishments:

Number assisted:

	Owner		Renter		Total		Person
	Total	Hispanic	Total	Hispanic	Total	Hispanic	
White:	110	4	0	0	110	4	0
Black/African American:	0	0	0	0	0	0	0
Asian:	0	0	0	0	0	0	0
American Indian/Alaskan Native:	0	0	0	0	0	0	0
Native Hawaiian/Other Pacific Islander:	0	0	0	0	0	0	0
American Indian/Alaskan Native & White:	0	0	0	0	0	0	0
Asian White:	0	0	0	0	0	0	0
Black/African American & White:	0	0	0	0	0	0	0
American Indian/Alaskan Native & Black/African American:	0	0	0	0	0	0	0
Other multi-racial:	0	0	0	0	0	0	0
Asian/Pacific Islander:	0	0	0	0	0	0	0
Hispanic:	0	0	0	0	0	0	0
Total:	110	4	0	0	110	4	0
Female-headed Households:	35		0		35		

Income Category:

	Owner	Renter	Total	Person
Extremely Low	31	0	31	0
Low Mod	22	0	22	0
Moderate	57	0	57	0
Non Low Moderate	0	0	0	0
Total	110	0	110	0
Percent Low/Mod	###	0.0%	100%	0.0%

Annual Accomplishments

Accomplishment Narrative

Year # Benefiting

2018 0 Project is 0-25% complete

UGLG:

Grant Year: 2014

Project: 0255 - 2014 CD-D

Objective:

IDIS Activity: 42852 - 7217480 Vidor

Outcome:

Activity to prevent, prepare for, and respond to Coronavirus: No

Status: Completed 01/22/2021

Matrix Code: General Program Administration (21A)

Location:

National Objective:

Initial Funding Date: 11/27/2017

Description:

Financing:

local admin

Funded Amount: \$22,700.00

Net Drawn: \$22,700.00

Balance: \$0.00

Proposed Accomplishments:

: 0

Total Population in Service Area: 0

Census Tract Percent Low / Mod: 0.00

Actual Accomplishments:

Number assisted:

	Owner		Renter		Total		Person
	Total	Hispanic	Total	Hispanic	Total	Hispanic	
White:	0	0	0	0	0	0	0
Black/African American:	0	0	0	0	0	0	0
Asian:	0	0	0	0	0	0	0
American Indian/Alaskan Native:	0	0	0	0	0	0	0
Native Hawaiian/Other Pacific Islander:	0	0	0	0	0	0	0
American Indian/Alaskan Native & White:	0	0	0	0	0	0	0
Asian White:	0	0	0	0	0	0	0
Black/African American & White:	0	0	0	0	0	0	0
American Indian/Alaskan Native & Black/African American:	0	0	0	0	0	0	0
Other multi-racial:	0	0	0	0	0	0	0
Asian/Pacific Islander:	0	0	0	0	0	0	0

Hispanic:	0	0	0	0	0	0	0
Total:	0	0	0	0	0	0	0
Female-headed Households:	0		0		0		

Income Category:

	Owner	Renter	Total	Person
Extremely Low	0	0	0	0
Low Mod	0	0	0	0
Moderate	0	0	0	0
Non Low Moderate	0	0	0	0
Total	0	0	0	0
Percent Low/Mod	0.0%	0.0%	0.0%	0.0%

Annual Accomplishments

Accomplishment Narrative

Year # Benefiting  
 UGLG: TROUP  
 Grant Year: 2014

Project: 0028 - 2014 CD

Objective: Create suitable living environments

IDIS Activity: 43235 - 7217469 Troup

Outcome: Sustainability

Activity to prevent, prepare for, and respond to Coronavirus: No

Status: Completed 02/22/2021

Matrix Code: Water/Sewer Improvements (03J)

Location:

PO Box 637 Troup, TX 75789-0637

National Objective: LMA

Initial Funding Date: 01/19/2018

Financing:

Funded Amount: \$275,000.00

Net Drawn: \$275,000.00

Balance: \$0.00

Description:

Contractor shall install approximately two thousand five hundred linear feet (2,500 l.f.) of eight-inch (8") water line, hydrants, service reconnections, pavement repair, and all associated appurtenances.

Proposed Accomplishments:

People (General) : 2,040

Total Population in Service Area: 2,040

Census Tract Percent Low / Mod: 63.90

Actual Accomplishments:

Number assisted:

	Owner		Renter		Total		Person
	Total	Hispanic	Total	Hispanic	Total	Hispanic	
White:	0	0	0	0	0	0	0
Black/African American:	0	0	0	0	0	0	0
Asian:	0	0	0	0	0	0	0
American Indian/Alaskan Native:	0	0	0	0	0	0	0
Native Hawaiian/Other Pacific Islander:	0	0	0	0	0	0	0
American Indian/Alaskan Native & White:	0	0	0	0	0	0	0
Asian White:	0	0	0	0	0	0	0
Black/African American & White:	0	0	0	0	0	0	0
American Indian/Alaskan Native & Black/African American:	0	0	0	0	0	0	0
Other multi-racial:	0	0	0	0	0	0	0
Asian/Pacific Islander:	0	0	0	0	0	0	0
Hispanic:	0	0	0	0	0	0	0
Total:	0	0	0	0	0	0	0
Female-headed Households:	0		0		0		

Income Category:

	Owner	Renter	Total	Person
Extremely Low	0	0	0	0
Low Mod	0	0	0	0
Moderate	0	0	0	0
Non Low Moderate	0	0	0	0
Total	0	0	0	0
Percent Low/Mod	0.0%	0.0%	0.0%	0.0%

Annual Accomplishments

Accomplishment Narrative

Year # Benefiting

2018 0 Project is 76-99% complete

UGLG:

Grant Year: 2014

Project: 0028 - 2014 CD

Objective:

IDIS Activity: 43244 - 7217479 Victoria County

Outcome:

Activity to prevent, prepare for, and respond to Coronavirus: No

Status: Completed 05/13/2021

Matrix Code: General Program Administration (21A)

Location:

National Objective:

Initial Funding Date: 01/19/2018

Description:

Financing:

local admin

Funded Amount: \$26,125.00

Net Drawn: \$26,125.00

Balance: \$0.00

Proposed Accomplishments:

: 0

Total Population in Service Area: 0

Census Tract Percent Low / Mod: 0.00

Actual Accomplishments:

Number assisted:

	Owner		Renter		Total		Person
	Total	Hispanic	Total	Hispanic	Total	Hispanic	
White:	0	0	0	0	0	0	0
Black/African American:	0	0	0	0	0	0	0
Asian:	0	0	0	0	0	0	0
American Indian/Alaskan Native:	0	0	0	0	0	0	0
Native Hawaiian/Other Pacific Islander:	0	0	0	0	0	0	0
American Indian/Alaskan Native & White:	0	0	0	0	0	0	0
Asian White:	0	0	0	0	0	0	0
Black/African American & White:	0	0	0	0	0	0	0
American Indian/Alaskan Native & Black/African American:	0	0	0	0	0	0	0
Other multi-racial:	0	0	0	0	0	0	0
Asian/Pacific Islander:	0	0	0	0	0	0	0
Hispanic:	0	0	0	0	0	0	0



Total: 0 0 0 0 0 0 0  
 Female-headed Households: 0 0 0 0 0 0

Income Category:

	Owner	Renter	Total	Person
Extremely Low	0	0	0	0
Low Mod	0	0	0	0
Moderate	0	0	0	0
Non Low Moderate	0	0	0	0
Total	0	0	0	0
Percent Low/Mod	0.0%	0.0%	0.0%	0.0%

Annual Accomplishments

Accomplishment Narrative

Year # Benefiting

UGLG: VICTORIA COUNTY

Grant Year: 2014

Project: 0028 - 2014 CD

Objective: Create suitable living environments

IDIS Activity: 43245 - 7217479 Victoria County

Outcome: Sustainability

Activity to prevent, prepare for, and respond to Coronavirus: No

Status: Completed 05/13/2021

Matrix Code: Water/Sewer Improvements (03J)

Location:

101 N Bridge St Ste 102 Victoria, TX 77901-6545

National Objective: LMA

Initial Funding Date: 01/19/2018

Financing: \$246,859.09  
 Funded Amount: \$246,859.09  
 Net Drawn: \$246,859.09  
 Balance: \$0.00

Description:  
 Contractor shall install approximately three thousand one hundred linear feet (3,100 l.f.) of six-inch (6) sewer line, rehabilitate manholes, service reconnections, and all associated appurtenances.

Proposed Accomplishments:

People (General) : 184

Total Population in Service Area: 184

Census Tract Percent Low / Mod: 77.70

Actual Accomplishments:

Number assisted:

	Owner		Renter		Total		Person
	Total	Hispanic	Total	Hispanic	Total	Hispanic	
White:	0	0	0	0	0	0	0
Black/African American:	0	0	0	0	0	0	0
Asian:	0	0	0	0	0	0	0
American Indian/Alaskan Native:	0	0	0	0	0	0	0
Native Hawaiian/Other Pacific Islander:	0	0	0	0	0	0	0
American Indian/Alaskan Native & White:	0	0	0	0	0	0	0
Asian White:	0	0	0	0	0	0	0
Black/African American & White:	0	0	0	0	0	0	0
American Indian/Alaskan Native & Black/African American:	0	0	0	0	0	0	0
Other multi-racial:	0	0	0	0	0	0	0
Asian/Pacific Islander:	0	0	0	0	0	0	0
Hispanic:	0	0	0	0	0	0	0
Total:	0	0	0	0	0	0	0
Female-headed Households:	0		0		0		

Income Category:

	Owner	Renter	Total	Person
Extremely Low	0	0	0	0
Low Mod	0	0	0	0
Moderate	0	0	0	0
Non Low Moderate	0	0	0	0
Total	0	0	0	0
Percent Low/Mod	0.0%	0.0%	0.0%	0.0%

Annual Accomplishments

Accomplishment Narrative

Year # Benefiting

2018 0 Project is 0-25% complete

UGLG:

Grant Year: 2014

Project: 0003 - 2017 ED

Objective:

IDIS Activity: 43624 - 7218012 Elgin

Outcome:

Activity to prevent, prepare for, and respond to Coronavirus: No

Status: Canceled 12/15/2020

Matrix Code: General Program Administration (21A)

Location:

National Objective:

Initial Funding Date: 05/10/2018

Description:

Financing:

local admin

Funded Amount: \$0.00

Net Drawn: \$0.00

Balance: \$0.00

Proposed Accomplishments:

: 0

Total Population in Service Area: 0

Census Tract Percent Low / Mod: 0.00

Actual Accomplishments:

Number assisted:

	Owner		Renter		Total		Person
	Total	Hispanic	Total	Hispanic	Total	Hispanic	
White:	0	0	0	0	0	0	0
Black/African American:	0	0	0	0	0	0	0
Asian:	0	0	0	0	0	0	0
American Indian/Alaskan Native:	0	0	0	0	0	0	0
Native Hawaiian/Other Pacific Islander:	0	0	0	0	0	0	0
American Indian/Alaskan Native & White:	0	0	0	0	0	0	0
Asian White:	0	0	0	0	0	0	0
Black/African American & White:	0	0	0	0	0	0	0
American Indian/Alaskan Native & Black/African American:	0	0	0	0	0	0	0
Other multi-racial:	0	0	0	0	0	0	0
Asian/Pacific Islander:	0	0	0	0	0	0	0
Hispanic:	0	0	0	0	0	0	0
Total:	0	0	0	0	0	0	0

Female-headed Households: 0 0 0

Income Category:

	Owner	Renter	Total	Person
Extremely Low	0	0	0	0
Low Mod	0	0	0	0
Moderate	0	0	0	0
Non Low Moderate	0	0	0	0
Total	0	0	0	0
Percent Low/Mod	0.0%	0.0%	0.0%	0.0%

Annual Accomplishments

Accomplishment Narrative

Year # Benefiting  
UGLG: ELGIN  
Grant Year: 2014

Project: 0291 - 2016/2014 ED PI

Objective: Create economic opportunities

IDIS Activity: 43625 - 7218012 Elgin

Outcome: Availability/accessibility

Activity to prevent, prepare for, and respond to Coronavirus: No

Status: Canceled 05/04/2021

Matrix Code: ED Direct Financial Assistance to For-Profits (18A)

Location:

PO Box 591 Elgin, TX 78621-0591

National Objective: LMA

Initial Funding Date: 05/10/2018

Description:

Financing:  
Funded Amount: \$0.00  
Net Drawn: \$0.00  
Balance: \$0.00

This Texas Capital Fund economic development award will provide water and sewer infrastructure improvements, as well as engineering and administrative services in support of the creation of a skilled nursing facility developed and owned by Elgin Endeavors NH

Proposed Accomplishments:

Businesses : 50  
Total Population in Service Area: 50  
Census Tract Percent Low / Mod: 52.00

Actual Accomplishments:

Number assisted:

	Owner		Renter		Total		Person
	Total	Hispanic	Total	Hispanic	Total	Hispanic	
White:	0	0	0	0	0	0	0
Black/African American:	0	0	0	0	0	0	0
Asian:	0	0	0	0	0	0	0
American Indian/Alaskan Native:	0	0	0	0	0	0	0
Native Hawaiian/Other Pacific Islander:	0	0	0	0	0	0	0
American Indian/Alaskan Native & White:	0	0	0	0	0	0	0
Asian White:	0	0	0	0	0	0	0
Black/African American & White:	0	0	0	0	0	0	0
American Indian/Alaskan Native & Black/African American:	0	0	0	0	0	0	0
Other multi-racial:	0	0	0	0	0	0	0
Asian/Pacific Islander:	0	0	0	0	0	0	0
Hispanic:	0	0	0	0	0	0	0
Total:	0	0	0	0	0	0	0
Female-headed Households:	0		0		0		

Income Category:

	Owner	Renter	Total	Person
Extremely Low	0	0	0	0
Low Mod	0	0	0	0
Moderate	0	0	0	0
Non Low Moderate	0	0	0	0
Total	0	0	0	0
Percent Low/Mod	0.0%	0.0%	0.0%	0.0%

Annual Accomplishments

Accomplishment Narrative

Year # Benefiting  
 UGLG: WEBB COUNTY  
 Grant Year: 2014  
 Project: 0287 - 2014 CEF

Objective: Create suitable living environments

IDIS Activity: 43935 - 7218028 Webb County

Outcome: Sustainability

Activity to prevent, prepare for, and respond to Coronavirus: No

Status: Completed 08/10/2021

Location:

1000 Houston St Laredo, TX 78040-8017

Matrix Code: Health Facilities (03P)

National Objective: LMA

Initial Funding Date: 12/14/2018

Financing:

Funded Amount: \$351,343.52

Net Drawn: \$351,343.52

Balance: \$0.00

Description:

Construction of public health facility in Bruni, Texas

Proposed Accomplishments:

People (General) : 14,120

Total Population in Service Area: 14,120

Census Tract Percent Low / Mod: 63.50

Actual Accomplishments:

Number assisted:

	Owner		Renter		Total		Person
	Total	Hispanic	Total	Hispanic	Total	Hispanic	
White:	0	0	0	0	0	0	0
Black/African American:	0	0	0	0	0	0	0
Asian:	0	0	0	0	0	0	0
American Indian/Alaskan Native:	0	0	0	0	0	0	0
Native Hawaiian/Other Pacific Islander:	0	0	0	0	0	0	0
American Indian/Alaskan Native & White:	0	0	0	0	0	0	0
Asian White:	0	0	0	0	0	0	0
Black/African American & White:	0	0	0	0	0	0	0
American Indian/Alaskan Native & Black/African American:	0	0	0	0	0	0	0
Other multi-racial:	0	0	0	0	0	0	0
Asian/Pacific Islander:	0	0	0	0	0	0	0
Hispanic:	0	0	0	0	0	0	0
Total:	0	0	0	0	0	0	0
Female-headed Households:	0		0		0		

Income Category:

	Owner	Renter	Total	Person
Extremely Low	0	0	0	0
Low Mod	0	0	0	0
Moderate	0	0	0	0
Non Low Moderate	0	0	0	0
Total	0	0	0	0
Percent Low/Mod	0.0%	0.0%	0.0%	0.0%

Annual Accomplishments

Accomplishment Narrative

Year # Benefiting

2018 0 CDBG contract prepared and routed for approval

UGLG:

Grant Year: 2014

Project: 0287 - 2014 CEF

Objective:

IDIS Activity: 44180 - 7218058 Eastland

Outcome:

Activity to prevent, prepare for, and respond to Coronavirus: No

Status: Completed 03/16/2021

Matrix Code: General Program Administration (21A)

Location:

National Objective:

Initial Funding Date: 01/10/2019

Description:

Financing:

local admin

Funded Amount: \$35,000.00

Net Drawn: \$35,000.00

Balance: \$0.00

Proposed Accomplishments:

: 0

Total Population in Service Area: 0

Census Tract Percent Low / Mod: 0.00

Actual Accomplishments:

Number assisted:

	Owner		Renter		Total		Person
	Total	Hispanic	Total	Hispanic	Total	Hispanic	
White:	0	0	0	0	0	0	0
Black/African American:	0	0	0	0	0	0	0
Asian:	0	0	0	0	0	0	0
American Indian/Alaskan Native:	0	0	0	0	0	0	0
Native Hawaiian/Other Pacific Islander:	0	0	0	0	0	0	0
American Indian/Alaskan Native & White:	0	0	0	0	0	0	0
Asian White:	0	0	0	0	0	0	0
Black/African American & White:	0	0	0	0	0	0	0
American Indian/Alaskan Native & Black/African American:	0	0	0	0	0	0	0
Other multi-racial:	0	0	0	0	0	0	0
Asian/Pacific Islander:	0	0	0	0	0	0	0
Hispanic:	0	0	0	0	0	0	0
Total:	0	0	0	0	0	0	0
Female-headed Households:	0		0		0		

Income Category:

	Owner	Renter	Total	Person
Extremely Low	0	0	0	0
Low Mod	0	0	0	0
Moderate	0	0	0	0
Non Low Moderate	0	0	0	0
Total	0	0	0	0
Percent Low/Mod	0.0%	0.0%	0.0%	0.0%

Annual Accomplishments

Accomplishment Narrative

Year # Benefiting

UGLG: CITY OF EASTLAND

Grant Year: 2014

Project: 0287 - 2014 CEF

Objective: Create suitable living environments

IDIS Activity: 44181 - 7218058 Eastland

Outcome: Availability/accessibility

Activity to prevent, prepare for, and respond to Coronavirus: No

Status: Completed 03/16/2021

Matrix Code: Health Facilities (03P)



Location:

PO Box 749 Eastland, TX 76448-0749

National Objective: LMA

Initial Funding Date: 01/10/2019  
 Financing:  
 Funded Amount: \$465,000.00  
 Net Drawn: \$465,000.00  
 Balance: \$0.00

Description:  
 Construct rural health clinic in Eastland, Texas.

Proposed Accomplishments:

People (General) : 3,845  
 Total Population in Service Area: 3,845  
 Census Tract Percent Low / Mod: 54.40

Actual Accomplishments:

Number assisted:

	Owner		Renter		Total		Person
	Total	Hispanic	Total	Hispanic	Total	Hispanic	
White:	0	0	0	0	0	0	0
Black/African American:	0	0	0	0	0	0	0
Asian:	0	0	0	0	0	0	0
American Indian/Alaskan Native:	0	0	0	0	0	0	0
Native Hawaiian/Other Pacific Islander:	0	0	0	0	0	0	0
American Indian/Alaskan Native & White:	0	0	0	0	0	0	0
Asian White:	0	0	0	0	0	0	0
Black/African American & White:	0	0	0	0	0	0	0
American Indian/Alaskan Native & Black/African American:	0	0	0	0	0	0	0
Other multi-racial:	0	0	0	0	0	0	0
Asian/Pacific Islander:	0	0	0	0	0	0	0
Hispanic:	0	0	0	0	0	0	0
Total:	0	0	0	0	0	0	0
Female-headed Households:	0		0		0		

Income Category:

Owner	Renter	Total	Person
-------	--------	-------	--------

Extremely Low	0	0	0	0
Low Mod	0	0	0	0
Moderate	0	0	0	0
Non Low Moderate	0	0	0	0
Total	0	0	0	0
Percent Low/Mod	0.0%	0.0%	0.0%	0.0%

Annual Accomplishments

Accomplishment Narrative

Year # Benefiting

2018 0 CDBG contract prepared and routed for approval

UGLG:

Grant Year: 2014

Project: 0287 - 2014 CEF

Objective:

IDIS Activity: 44199 - 7218078 Palacios

Outcome:

Activity to prevent, prepare for, and respond to Coronavirus: No

Status: Completed 02/25/2021

Matrix Code: General Program Administration (21A)

Location:

National Objective:

Initial Funding Date: 09/13/2019

Description:

Financing:

local admin

Funded Amount: \$13,758.02

Net Drawn: \$13,758.02

Balance: \$0.00

Proposed Accomplishments:

: 0

Total Population in Service Area: 0

Census Tract Percent Low / Mod: 0.00

Actual Accomplishments:

Number assisted:

Owner

Renter

Total

	Total	Hispanic	Total	Hispanic	Total	Hispanic	Person
White:	0	0	0	0	0	0	0
Black/African American:	0	0	0	0	0	0	0
Asian:	0	0	0	0	0	0	0
American Indian/Alaskan Native:	0	0	0	0	0	0	0
Native Hawaiian/Other Pacific Islander:	0	0	0	0	0	0	0
American Indian/Alaskan Native & White:	0	0	0	0	0	0	0
Asian White:	0	0	0	0	0	0	0
Black/African American & White:	0	0	0	0	0	0	0
American Indian/Alaskan Native & Black/African American:	0	0	0	0	0	0	0
Other multi-racial:	0	0	0	0	0	0	0
Asian/Pacific Islander:	0	0	0	0	0	0	0
Hispanic:	0	0	0	0	0	0	0
Total:	0	0	0	0	0	0	0
Female-headed Households:	0		0		0		

Income Category:

	Owner	Renter	Total	Person
Extremely Low	0	0	0	0
Low Mod	0	0	0	0
Moderate	0	0	0	0
Non Low Moderate	0	0	0	0
Total	0	0	0	0
Percent Low/Mod	0.0%	0.0%	0.0%	0.0%

Annual Accomplishments

Accomplishment Narrative

Year # Benefiting

UGLG: PALACIOS

Grant Year: 2014

Project: 0287 - 2014 CEF

Objective: Create suitable living environments

IDIS Activity: 44200 - 7218078 Palacios

Outcome: Availability/accessibility

Activity to prevent, prepare for, and respond to Coronavirus: No

Status: Completed 02/11/2021

Matrix Code: Health Services (05M)

Location:

PO Box 845 Palacios, TX 77465-0845

National Objective: LMA

Initial Funding Date: 01/11/2019  
 Financing:  
 Funded Amount: \$100,191.60  
 Net Drawn: \$100,191.60  
 Balance: \$0.00

Description:  
 Install ultrasound machine at Palacios Community Medical Center in Palacios, Texas.

Proposed Accomplishments:  
 People (General) : 4,695  
 Total Population in Service Area: 4,695  
 Census Tract Percent Low / Mod: 53.50

Actual Accomplishments:

Number assisted:

	Owner		Renter		Total		Person
	Total	Hispanic	Total	Hispanic	Total	Hispanic	
White:	0	0	0	0	0	0	0
Black/African American:	0	0	0	0	0	0	0
Asian:	0	0	0	0	0	0	0
American Indian/Alaskan Native:	0	0	0	0	0	0	0
Native Hawaiian/Other Pacific Islander:	0	0	0	0	0	0	0
American Indian/Alaskan Native & White:	0	0	0	0	0	0	0
Asian White:	0	0	0	0	0	0	0
Black/African American & White:	0	0	0	0	0	0	0
American Indian/Alaskan Native & Black/African American:	0	0	0	0	0	0	0
Other multi-racial:	0	0	0	0	0	0	0
Asian/Pacific Islander:	0	0	0	0	0	0	0
Hispanic:	0	0	0	0	0	0	0
Total:	0	0	0	0	0	0	0
Female-headed Households:	0		0		0		

Income Category:

	Owner	Renter	Total	Person
Extremely Low	0	0	0	0
Low Mod	0	0	0	0

Moderate	0	0	0	0
Non Low Moderate	0	0	0	0
Total	0	0	0	0
Percent Low/Mod	0.0%	0.0%	0.0%	0.0%

Annual Accomplishments      Accomplishment Narrative  
 Year      # Benefiting  
 2018      0 CDBG contract prepared and routed for approval

UGLG:  
 Grant Year: 2014  
 Project: 0028 - 2014 CD      Objective:  
 IDIS Activity: 44276 - 7218379 Port Lavaca      Outcome:  
 Activity to prevent, prepare for, and respond to Coronavirus: No  
 Status: Completed 04/07/2021      Matrix Code: General Program Administration (21A)  
 Location:  
 , -      National Objective:

Initial Funding Date: 01/22/2019      Description:  
 Financing: local admin  
 Funded Amount: \$4,912.00  
 Net Drawn: \$4,912.00  
 Balance: \$0.00

Proposed Accomplishments:  
 : 0  
 Total Population in Service Area: 0  
 Census Tract Percent Low / Mod: 0.00

Actual Accomplishments:

Number assisted:

	Owner		Renter		Total		
White:	Total	Hispanic	Total	Hispanic	Total	Hispanic	Person
	0	0	0	0	0	0	0

Black/African American:	0	0	0	0	0	0	0
Asian:	0	0	0	0	0	0	0
American Indian/Alaskan Native:	0	0	0	0	0	0	0
Native Hawaiian/Other Pacific Islander:	0	0	0	0	0	0	0
American Indian/Alaskan Native & White:	0	0	0	0	0	0	0
Asian White:	0	0	0	0	0	0	0
Black/African American & White:	0	0	0	0	0	0	0
American Indian/Alaskan Native & Black/African American:	0	0	0	0	0	0	0
Other multi-racial:	0	0	0	0	0	0	0
Asian/Pacific Islander:	0	0	0	0	0	0	0
Hispanic:	0	0	0	0	0	0	0
Total:	0	0	0	0	0	0	0
Female-headed Households:	0		0		0		0

Income Category:

	Owner	Renter	Total	Person
Extremely Low	0	0	0	0
Low Mod	0	0	0	0
Moderate	0	0	0	0
Non Low Moderate	0	0	0	0
Total	0	0	0	0
Percent Low/Mod	0.0%	0.0%	0.0%	0.0%

Annual Accomplishments

Accomplishment Narrative

Year # Benefiting

UGLG:

Grant Year: 2014

Project: 0289 - 2014 FAST

Objective:

IDIS Activity: 44898 - 7219106 Ganado

Outcome:

Activity to prevent, prepare for, and respond to Coronavirus: No

Status: Completed 07/14/2021

Matrix Code: General Program Administration (21A)

Location:

National Objective:

Initial Funding Date: 09/06/2019  
 Financing:  
 Funded Amount: \$35,000.00  
 Net Drawn: \$35,000.00  
 Balance: \$0.00

Description:  
 local admin

Proposed Accomplishments:

: 0  
 Total Population in Service Area: 0  
 Census Tract Percent Low / Mod: 0.00

Actual Accomplishments:

Number assisted:

	Owner		Renter		Total		Person
	Total	Hispanic	Total	Hispanic	Total	Hispanic	
White:	0	0	0	0	0	0	0
Black/African American:	0	0	0	0	0	0	0
Asian:	0	0	0	0	0	0	0
American Indian/Alaskan Native:	0	0	0	0	0	0	0
Native Hawaiian/Other Pacific Islander:	0	0	0	0	0	0	0
American Indian/Alaskan Native & White:	0	0	0	0	0	0	0
Asian White:	0	0	0	0	0	0	0
Black/African American & White:	0	0	0	0	0	0	0
American Indian/Alaskan Native & Black/African American:	0	0	0	0	0	0	0
Other multi-racial:	0	0	0	0	0	0	0
Asian/Pacific Islander:	0	0	0	0	0	0	0
Hispanic:	0	0	0	0	0	0	0
Total:	0	0	0	0	0	0	0
Female-headed Households:	0		0		0		

Income Category:

	Owner	Renter	Total	Person
Extremely Low	0	0	0	0
Low Mod	0	0	0	0
Moderate	0	0	0	0
Non Low Moderate	0	0	0	0

Total 0 0 0 0  
 Percent Low/Mod 0.0% 0.0% 0.0% 0.0%

Annual Accomplishments Accomplishment Narrative

Year # Benefiting  
 UGLG: CITY OF GANADO  
 Grant Year: 2014  
 Project: 0289 - 2014 FAST

Objective: Create suitable living environments

IDIS Activity: 44899 - 7219106 Ganado  
 Activity to prevent, prepare for, and respond to Coronavirus: No

Outcome: Sustainability

Status: Completed 07/14/2021  
 Location:  
 PO Box 264 Ganado, TX 77962-0264

Matrix Code: Fire Station/Equipment (030)

National Objective: LMA

Initial Funding Date: 09/06/2019  
 Financing:  
 Funded Amount: \$281,667.77  
 Net Drawn: \$281,667.77  
 Balance: \$0.00

Description:  
 Contractor shall purchase one (1) pumper fire truck.  
 The vehicle shall be housed at 112 E.  
 Putnam, Ganado.

Proposed Accomplishments:

People (General) : 1,755  
 Total Population in Service Area: 1,755  
 Census Tract Percent Low / Mod: 54.90

Actual Accomplishments:

Number assisted:

	Owner		Renter		Total		
	Total	Hispanic	Total	Hispanic	Total	Hispanic	Person
White:	0	0	0	0	0	0	0
Black/African American:	0	0	0	0	0	0	0
Asian:	0	0	0	0	0	0	0
American Indian/Alaskan Native:	0	0	0	0	0	0	0



Native Hawaiian/Other Pacific Islander:	0	0	0	0	0	0	0
American Indian/Alaskan Native & White:	0	0	0	0	0	0	0
Asian White:	0	0	0	0	0	0	0
Black/African American & White:	0	0	0	0	0	0	0
American Indian/Alaskan Native & Black/African American:	0	0	0	0	0	0	0
Other multi-racial:	0	0	0	0	0	0	0
Asian/Pacific Islander:	0	0	0	0	0	0	0
Hispanic:	0	0	0	0	0	0	0
Total:	0	0	0	0	0	0	0
Female-headed Households:	0		0		0		

Income Category:

	Owner	Renter	Total	Person
Extremely Low	0	0	0	0
Low Mod	0	0	0	0
Moderate	0	0	0	0
Non Low Moderate	0	0	0	0
Total	0	0	0	0
Percent Low/Mod	0.0%	0.0%	0.0%	0.0%

Annual Accomplishments

Accomplishment Narrative

Year # Benefiting  
2021

0 \$0.00

UGLG:  
Grant Year: 2014  
Project: 0289 - 2014 FAST

Objective:

IDIS Activity: 44907 - 7219136 Joaquin  
Activity to prevent, prepare for, and respond to Coronavirus: No

Outcome:

Status: Open  
Location:  
, -

Matrix Code: General Program Administration (21A)

National Objective:

Initial Funding Date: 09/09/2019  
Financing:

Description:  
local admin

Funded Amount: \$24,750.00  
 Net Drawn: \$24,750.00  
 Balance: \$0.00

Proposed Accomplishments:

: 0  
 Total Population in Service Area: 0  
 Census Tract Percent Low / Mod: 0.00

Actual Accomplishments:

Number assisted:

	Owner		Renter		Total		Person
	Total	Hispanic	Total	Hispanic	Total	Hispanic	
White:	0	0	0	0	0	0	0
Black/African American:	0	0	0	0	0	0	0
Asian:	0	0	0	0	0	0	0
American Indian/Alaskan Native:	0	0	0	0	0	0	0
Native Hawaiian/Other Pacific Islander:	0	0	0	0	0	0	0
American Indian/Alaskan Native & White:	0	0	0	0	0	0	0
Asian White:	0	0	0	0	0	0	0
Black/African American & White:	0	0	0	0	0	0	0
American Indian/Alaskan Native & Black/African American:	0	0	0	0	0	0	0
Other multi-racial:	0	0	0	0	0	0	0
Asian/Pacific Islander:	0	0	0	0	0	0	0
Hispanic:	0	0	0	0	0	0	0
Total:	0	0	0	0	0	0	0
Female-headed Households:	0		0		0		

Income Category:

	Owner	Renter	Total	Person
Extremely Low	0	0	0	0
Low Mod	0	0	0	0
Moderate	0	0	0	0
Non Low Moderate	0	0	0	0
Total	0	0	0	0
Percent Low/Mod	0.0%	0.0%	0.0%	0.0%

Annual Accomplishments Accomplishment Narrative

Year # Benefiting  
 UGLG: CITY OF JOAQUIN  
 Grant Year: 2014  
 Project: 0289 - 2014 FAST

Objective: Create suitable living environments

IDIS Activity: 44908 - 7219136 Joaquin  
 Activity to prevent, prepare for, and respond to Coronavirus: No

Outcome: Sustainability

Status: Open  
 Location:  
 PO Box 237 Joaquin, TX 75954-0237

Matrix Code: Fire Station/Equipment (030)

National Objective: LMA

Initial Funding Date: 09/09/2019  
 Financing:  
 Funded Amount: \$389,306.00  
 Net Drawn: \$389,306.00  
 Balance: \$0.00

Description:  
 Contractor shall purchase one (1) pumper fire truck.  
 The pumper fire truck shall be housed at 124 N.  
 Preston, Joaquin.

Proposed Accomplishments:  
 People (General) : 915  
 Total Population in Service Area: 915  
 Census Tract Percent Low / Mod: 54.10

Actual Accomplishments:

Number assisted:

	Owner		Renter		Total		
	Total	Hispanic	Total	Hispanic	Total	Hispanic	Person
White:	0	0	0	0	0	0	0
Black/African American:	0	0	0	0	0	0	0
Asian:	0	0	0	0	0	0	0
American Indian/Alaskan Native:	0	0	0	0	0	0	0
Native Hawaiian/Other Pacific Islander:	0	0	0	0	0	0	0
American Indian/Alaskan Native & White:	0	0	0	0	0	0	0
Asian White:	0	0	0	0	0	0	0

Black/African American & White:	0	0	0	0	0	0	0
American Indian/Alaskan Native & Black/African American:	0	0	0	0	0	0	0
Other multi-racial:	0	0	0	0	0	0	0
Asian/Pacific Islander:	0	0	0	0	0	0	0
Hispanic:	0	0	0	0	0	0	0
Total:	0	0	0	0	0	0	0
Female-headed Households:	0		0		0		

Income Category:

	Owner	Renter	Total	Person
Extremely Low	0	0	0	0
Low Mod	0	0	0	0
Moderate	0	0	0	0
Non Low Moderate	0	0	0	0
Total	0	0	0	0
Percent Low/Mod	0.0%	0.0%	0.0%	0.0%

Annual Accomplishments

Accomplishment Narrative

Year # Benefiting

UGLG:

Grant Year: 2014

Project: 0289 - 2014 FAST

Objective:

IDIS Activity: 44912 - 7219156 Lockney

Outcome:

Activity to prevent, prepare for, and respond to Coronavirus: No

Status: Completed 07/15/2021

Matrix Code: General Program Administration (21A)

Location:

National Objective:

Initial Funding Date: 09/09/2019

Description:

Financing:

local admin

Funded Amount: \$35,000.00

Net Drawn: \$35,000.00

Balance: \$0.00

Proposed Accomplishments:

: 0

Total Population in Service Area: 0

Census Tract Percent Low / Mod: 0.00

Actual Accomplishments:

Number assisted:

	Owner		Renter		Total		Person
	Total	Hispanic	Total	Hispanic	Total	Hispanic	
White:	0	0	0	0	0	0	0
Black/African American:	0	0	0	0	0	0	0
Asian:	0	0	0	0	0	0	0
American Indian/Alaskan Native:	0	0	0	0	0	0	0
Native Hawaiian/Other Pacific Islander:	0	0	0	0	0	0	0
American Indian/Alaskan Native & White:	0	0	0	0	0	0	0
Asian White:	0	0	0	0	0	0	0
Black/African American & White:	0	0	0	0	0	0	0
American Indian/Alaskan Native & Black/African American:	0	0	0	0	0	0	0
Other multi-racial:	0	0	0	0	0	0	0
Asian/Pacific Islander:	0	0	0	0	0	0	0
Hispanic:	0	0	0	0	0	0	0
Total:	0	0	0	0	0	0	0
Female-headed Households:	0		0		0		

Income Category:

	Owner	Renter	Total	Person
Extremely Low	0	0	0	0
Low Mod	0	0	0	0
Moderate	0	0	0	0
Non Low Moderate	0	0	0	0
Total	0	0	0	0
Percent Low/Mod	0.0%	0.0%	0.0%	0.0%

Annual Accomplishments

Accomplishment Narrative

Year # Benefiting  
 UGLG: CITY OF LOCKNEY

Grant Year: 2014  
 Project: 0289 - 2014 FAST

Objective: Create suitable living environments

IDIS Activity: 44913 - 7219156 Lockney  
 Activity to prevent, prepare for, and respond to Coronavirus: No

Outcome: Sustainability

Status: Completed 07/15/2021  
 Location:  
 PO Box 387 Lockney, TX 79241-0387

Matrix Code: Fire Station/Equipment (03O)

National Objective: LMA

Initial Funding Date: 09/09/2019  
 Financing:  
 Funded Amount: \$454,919.00  
 Net Drawn: \$454,919.00  
 Balance: \$0.00

Description:  
 Contractor shall purchase one (1) brush truck, one (1) ambulance and one (1) power stretcher.  
 Vehicles and equipment shall be housed at 218 East Locust St., Lockney.

Proposed Accomplishments:  
 People (General) : 1,696  
 Total Population in Service Area: 1,696  
 Census Tract Percent Low / Mod: 68.20

Actual Accomplishments:

Number assisted:

	Owner		Renter		Total		Person
	Total	Hispanic	Total	Hispanic	Total	Hispanic	
White:	0	0	0	0	0	0	0
Black/African American:	0	0	0	0	0	0	0
Asian:	0	0	0	0	0	0	0
American Indian/Alaskan Native:	0	0	0	0	0	0	0
Native Hawaiian/Other Pacific Islander:	0	0	0	0	0	0	0
American Indian/Alaskan Native & White:	0	0	0	0	0	0	0
Asian White:	0	0	0	0	0	0	0
Black/African American & White:	0	0	0	0	0	0	0
American Indian/Alaskan Native & Black/African American:	0	0	0	0	0	0	0
Other multi-racial:	0	0	0	0	0	0	0

Asian/Pacific Islander:	0	0	0	0	0	0	0
Hispanic:	0	0	0	0	0	0	0
Total:	0	0	0	0	0	0	0
Female-headed Households:	0		0		0		

Income Category:

	Owner	Renter	Total	Person
Extremely Low	0	0	0	0
Low Mod	0	0	0	0
Moderate	0	0	0	0
Non Low Moderate	0	0	0	0
Total	0	0	0	0
Percent Low/Mod	0.0%	0.0%	0.0%	0.0%

Annual Accomplishments

Accomplishment Narrative

Year # Benefiting  
 2021 0 \$0.00

UGLG: NACOGDOCHES  
 Grant Year: 2014  
 Project: 0289 - 2014 FAST

IDIS Activity: 44920 - 7219196 Nacogdoches  
 Activity to prevent, prepare for, and respond to Coronavirus: No

Status: Completed 08/09/2021  
 Location:  
 PO Box 635030 Nacogdoches, TX 75963-5030

Objective: Create suitable living environments

Outcome: Sustainability

Matrix Code: Fire Station/Equipment (030)

National Objective: LMA

Initial Funding Date: 09/10/2019  
 Financing:  
 Funded Amount: \$494,999.00  
 Net Drawn: \$494,999.00  
 Balance: \$0.00

Description:  
 Contractor shall purchase one (1) pumper fire truck.  
 The pumper fire truck will be housed at 1900 East Main Street, Nacogdoches.

Proposed Accomplishments:

People (General) : 28,515  
 Total Population in Service Area: 28,515  
 Census Tract Percent Low / Mod: 54.40

Actual Accomplishments:

Number assisted:

	Owner		Renter		Total		Person
	Total	Hispanic	Total	Hispanic	Total	Hispanic	
White:	0	0	0	0	0	0	0
Black/African American:	0	0	0	0	0	0	0
Asian:	0	0	0	0	0	0	0
American Indian/Alaskan Native:	0	0	0	0	0	0	0
Native Hawaiian/Other Pacific Islander:	0	0	0	0	0	0	0
American Indian/Alaskan Native & White:	0	0	0	0	0	0	0
Asian White:	0	0	0	0	0	0	0
Black/African American & White:	0	0	0	0	0	0	0
American Indian/Alaskan Native & Black/African American:	0	0	0	0	0	0	0
Other multi-racial:	0	0	0	0	0	0	0
Asian/Pacific Islander:	0	0	0	0	0	0	0
Hispanic:	0	0	0	0	0	0	0
Total:	0	0	0	0	0	0	0
Female-headed Households:	0		0		0		

Income Category:

	Owner	Renter	Total	Person
Extremely Low	0	0	0	0
Low Mod	0	0	0	0
Moderate	0	0	0	0
Non Low Moderate	0	0	0	0
Total	0	0	0	0
Percent Low/Mod	0.0%	0.0%	0.0%	0.0%

Annual Accomplishments

Accomplishment Narrative

Year # Benefiting

2021 0 \$0.00

UGLG:

Grant Year: 2014



Project: 0289 - 2014 FAST

Objective:

IDIS Activity: 44925 - 7219226 Rosebud

Outcome:

Activity to prevent, prepare for, and respond to Coronavirus: No

Status: Completed 08/09/2021

Matrix Code: General Program Administration (21A)

Location:

National Objective:

Initial Funding Date: 09/10/2019

Description:

Financing:

local admin

Funded Amount: \$35,000.00

Net Drawn: \$35,000.00

Balance: \$0.00

Proposed Accomplishments:

: 0

Total Population in Service Area: 0

Census Tract Percent Low / Mod: 0.00

Actual Accomplishments:

Number assisted:

	Owner		Renter		Total		Person
	Total	Hispanic	Total	Hispanic	Total	Hispanic	
White:	0	0	0	0	0	0	0
Black/African American:	0	0	0	0	0	0	0
Asian:	0	0	0	0	0	0	0
American Indian/Alaskan Native:	0	0	0	0	0	0	0
Native Hawaiian/Other Pacific Islander:	0	0	0	0	0	0	0
American Indian/Alaskan Native & White:	0	0	0	0	0	0	0
Asian White:	0	0	0	0	0	0	0
Black/African American & White:	0	0	0	0	0	0	0
American Indian/Alaskan Native & Black/African American:	0	0	0	0	0	0	0
Other multi-racial:	0	0	0	0	0	0	0
Asian/Pacific Islander:	0	0	0	0	0	0	0

Hispanic:	0	0	0	0	0	0	0
Total:	0	0	0	0	0	0	0
Female-headed Households:	0		0		0		

Income Category:

	Owner	Renter	Total	Person
Extremely Low	0	0	0	0
Low Mod	0	0	0	0
Moderate	0	0	0	0
Non Low Moderate	0	0	0	0
Total	0	0	0	0
Percent Low/Mod	0.0%	0.0%	0.0%	0.0%

Annual Accomplishments

Accomplishment Narrative

Year # Benefiting  
 UGLG: SEADRIFT  
 Grant Year: 2014

Project: 0289 - 2014 FAST

Objective: Create suitable living environments

IDIS Activity: 44928 - 7219236 Seadrift

Outcome: Sustainability

Activity to prevent, prepare for, and respond to Coronavirus: No

Status: Completed 06/29/2021

Matrix Code: Fire Station/Equipment (030)

Location:

PO Box 159 Seadrift, TX 77983-0159

National Objective: LMA

Initial Funding Date: 09/10/2019

Financing:

Funded Amount: \$319,675.23

Net Drawn: \$319,675.23

Balance: \$0.00

Description:

Contractor shall purchase one (1) fire rescue commandlight rescue vehicle, one (1) vehicle extrication rescue set, and four (4) self-contained breathing apparatus (SCBAs). The vehicle and equipment will be housed at 102 E.

Proposed Accomplishments:

People (General) : 1,535

Total Population in Service Area: 1,535

Census Tract Percent Low / Mod: 56.60

Actual Accomplishments:

Number assisted:

	Owner		Renter		Total		Person
	Total	Hispanic	Total	Hispanic	Total	Hispanic	
White:	0	0	0	0	0	0	0
Black/African American:	0	0	0	0	0	0	0
Asian:	0	0	0	0	0	0	0
American Indian/Alaskan Native:	0	0	0	0	0	0	0
Native Hawaiian/Other Pacific Islander:	0	0	0	0	0	0	0
American Indian/Alaskan Native & White:	0	0	0	0	0	0	0
Asian White:	0	0	0	0	0	0	0
Black/African American & White:	0	0	0	0	0	0	0
American Indian/Alaskan Native & Black/African American:	0	0	0	0	0	0	0
Other multi-racial:	0	0	0	0	0	0	0
Asian/Pacific Islander:	0	0	0	0	0	0	0
Hispanic:	0	0	0	0	0	0	0
Total:	0	0	0	0	0	0	0
Female-headed Households:	0		0		0		

Income Category:

	Owner	Renter	Total	Person
Extremely Low	0	0	0	0
Low Mod	0	0	0	0
Moderate	0	0	0	0
Non Low Moderate	0	0	0	0
Total	0	0	0	0
Percent Low/Mod	0.0%	0.0%	0.0%	0.0%

Annual Accomplishments

Accomplishment Narrative

Year # Benefiting

2021 0 \$0.00

UGLG:

Grant Year: 2014

Project: 0289 - 2014 FAST

Objective:

IDIS Activity: 44929 - 7219246 Spur

Outcome:

Activity to prevent, prepare for, and respond to Coronavirus: No

Status: Completed 04/30/2021

Matrix Code: General Program Administration (21A)

Location:

National Objective:

Initial Funding Date: 09/10/2019

Description:

Financing:

local admin

Funded Amount: \$35,000.00

Net Drawn: \$35,000.00

Balance: \$0.00

Proposed Accomplishments:

: 0

Total Population in Service Area: 0

Census Tract Percent Low / Mod: 0.00

Actual Accomplishments:

Number assisted:

	Owner		Renter		Total		Person
	Total	Hispanic	Total	Hispanic	Total	Hispanic	
White:	0	0	0	0	0	0	0
Black/African American:	0	0	0	0	0	0	0
Asian:	0	0	0	0	0	0	0
American Indian/Alaskan Native:	0	0	0	0	0	0	0
Native Hawaiian/Other Pacific Islander:	0	0	0	0	0	0	0
American Indian/Alaskan Native & White:	0	0	0	0	0	0	0
Asian White:	0	0	0	0	0	0	0
Black/African American & White:	0	0	0	0	0	0	0
American Indian/Alaskan Native & Black/African American:	0	0	0	0	0	0	0
Other multi-racial:	0	0	0	0	0	0	0
Asian/Pacific Islander:	0	0	0	0	0	0	0
Hispanic:	0	0	0	0	0	0	0

Total: 0 0 0 0 0 0 0  
 Female-headed Households: 0 0 0 0 0 0

Income Category:

	Owner	Renter	Total	Person
Extremely Low	0	0	0	0
Low Mod	0	0	0	0
Moderate	0	0	0	0
Non Low Moderate	0	0	0	0
Total	0	0	0	0
Percent Low/Mod	0.0%	0.0%	0.0%	0.0%

Annual Accomplishments

Accomplishment Narrative

Year # Benefiting  
 UGLG: CITY OF SPUR  
 Grant Year: 2014

Project: 0289 - 2014 FAST

Objective: Create suitable living environments

IDIS Activity: 44930 - 7219246 Spur

Outcome: Sustainability

Activity to prevent, prepare for, and respond to Coronavirus: No

Status: Completed 04/06/2021

Matrix Code: Fire Station/Equipment (030)

Location:

402 N. Burlington St. Spur, TX 79370-2420

National Objective: LMA

Initial Funding Date: 09/10/2019

Financing:

Funded Amount: \$256,967.00

Net Drawn: \$256,967.00

Balance: \$0.00

Description:

Contractor shall purchase one (1) brush truck, one (1) vehicle extrication set and four (4) self-contained breathing apparatus (SCBAs).

The vehicle and equipment will be located at 100 S.

Proposed Accomplishments:

People (General) : 965

Total Population in Service Area: 965

Census Tract Percent Low / Mod: 55.40

Actual Accomplishments:

Number assisted:

	Owner		Renter		Total		Person
	Total	Hispanic	Total	Hispanic	Total	Hispanic	
White:	0	0	0	0	0	0	0
Black/African American:	0	0	0	0	0	0	0
Asian:	0	0	0	0	0	0	0
American Indian/Alaskan Native:	0	0	0	0	0	0	0
Native Hawaiian/Other Pacific Islander:	0	0	0	0	0	0	0
American Indian/Alaskan Native & White:	0	0	0	0	0	0	0
Asian White:	0	0	0	0	0	0	0
Black/African American & White:	0	0	0	0	0	0	0
American Indian/Alaskan Native & Black/African American:	0	0	0	0	0	0	0
Other multi-racial:	0	0	0	0	0	0	0
Asian/Pacific Islander:	0	0	0	0	0	0	0
Hispanic:	0	0	0	0	0	0	0
Total:	0	0	0	0	0	0	0
Female-headed Households:	0		0		0		

Income Category:

	Owner	Renter	Total	Person
Extremely Low	0	0	0	0
Low Mod	0	0	0	0
Moderate	0	0	0	0
Non Low Moderate	0	0	0	0
Total	0	0	0	0
Percent Low/Mod	0.0%	0.0%	0.0%	0.0%

Annual Accomplishments

Accomplishment Narrative

Year # Benefiting

2020 0 \$0.00

UGLG: Kyle

Grant Year: 2014

Project: 0291 - 2016/2014 ED PI

Objective: Create suitable living environments

IDIS Activity: 45178 - 7216212 Kyle  
 Activity to prevent, prepare for, and respond to Coronavirus: No

Outcome: Sustainability

Status: Completed 05/14/2021

Matrix Code: ED Direct Financial Assistance to For-Profits (18A)

Location:  
 100 W Center St Kyle, TX 78640-9450

National Objective: LMJ

Initial Funding Date: 10/25/2019  
 Financing:  
 Funded Amount: \$181,268.99  
 Net Drawn: \$181,268.99  
 Balance: \$0.00

Description:  
 This Texas Capital Fund economic development award will provide sewer infrastructure improvements in support of the creation of a uniform rental services facility operated by ALSCO, Inc., in Kyle, TX that will result in 66 new full time employees.

Proposed Accomplishments:

Jobs : 0  
 Total Population in Service Area: 0  
 Census Tract Percent Low / Mod: 0.00

Actual Accomplishments:

Number assisted:

	Owner		Renter		Total		Person
	Total	Hispanic	Total	Hispanic	Total	Hispanic	
White:	0	0	0	0	0	0	71
Black/African American:	0	0	0	0	0	0	15
Asian:	0	0	0	0	0	0	0
American Indian/Alaskan Native:	0	0	0	0	0	0	1
Native Hawaiian/Other Pacific Islander:	0	0	0	0	0	0	0
American Indian/Alaskan Native & White:	0	0	0	0	0	0	0
Asian White:	0	0	0	0	0	0	0
Black/African American & White:	0	0	0	0	0	0	1
American Indian/Alaskan Native & Black/African American:	0	0	0	0	0	0	0
Other multi-racial:	0	0	0	0	0	0	2
Asian/Pacific Islander:	0	0	0	0	0	0	0
Hispanic:	0	0	0	0	0	0	0
Total:	0	0	0	0	0	0	90

Female-headed Households: 0 0 0

Income Category:

	Owner	Renter	Total	Person
Extremely Low	0	0	0	31
Low Mod	0	0	0	28
Moderate	0	0	0	15
Non Low Moderate	0	0	0	16
Total	0	0	0	90
Percent Low/Mod	0.0%	0.0%	0.0%	82%

Annual Accomplishments

Accomplishment Narrative

Year # Benefiting  
2020 0 \$0.00

UGLG: ROSEBUD

Grant Year: 2014

Project: 0289 - 2014 FAST

Objective: Create suitable living environments

IDIS Activity: 45182 - 7219226 Rosebud

Outcome: Sustainability

Activity to prevent, prepare for, and respond to Coronavirus: No

Status: Completed 08/09/2021

Matrix Code: Fire Station/Equipment (030)

Location:

PO Box 657 Rosebud, TX 76570-0657

National Objective: LMA

Initial Funding Date: 10/28/2019

Description:

Financing:

Contractor shall purchase one (1) pumper fire truck.

Funded Amount: \$25,770.18

The vehicle will be housed at 217 W.

Net Drawn: \$25,770.18

Avenue D, Rosebud.

Balance: \$0.00

Proposed Accomplishments:

People (General) : 0

Total Population in Service Area: 1,355

Census Tract Percent Low / Mod: 52.40



Actual Accomplishments:

Number assisted:

	Owner		Renter		Total		Person
	Total	Hispanic	Total	Hispanic	Total	Hispanic	
White:	0	0	0	0	0	0	0
Black/African American:	0	0	0	0	0	0	0
Asian:	0	0	0	0	0	0	0
American Indian/Alaskan Native:	0	0	0	0	0	0	0
Native Hawaiian/Other Pacific Islander:	0	0	0	0	0	0	0
American Indian/Alaskan Native & White:	0	0	0	0	0	0	0
Asian White:	0	0	0	0	0	0	0
Black/African American & White:	0	0	0	0	0	0	0
American Indian/Alaskan Native & Black/African American:	0	0	0	0	0	0	0
Other multi-racial:	0	0	0	0	0	0	0
Asian/Pacific Islander:	0	0	0	0	0	0	0
Hispanic:	0	0	0	0	0	0	0
Total:	0	0	0	0	0	0	0
Female-headed Households:	0		0		0		

Income Category:

	Owner	Renter	Total	Person
Extremely Low	0	0	0	0
Low Mod	0	0	0	0
Moderate	0	0	0	0
Non Low Moderate	0	0	0	0
Total	0	0	0	0
Percent Low/Mod	0.0%	0.0%	0.0%	0.0%

Annual Accomplishments

Accomplishment Narrative

Year # Benefiting

2021 0 \$0.00

UGLG:

Grant Year: 2014

Project: 0033 - 2014 CSH

Objective:

IDIS Activity: 46136 - 7219123 El Paso County

Outcome:

Activity to prevent, prepare for, and respond to Coronavirus: No

Status: Open

Matrix Code: General Program Administration (21A)

Location:

National Objective:

Initial Funding Date: 07/15/2020

Description:

Financing:

local admin

Funded Amount: \$20,000.00

Net Drawn: \$20,000.00

Balance: \$0.00

Proposed Accomplishments:

: 0

Total Population in Service Area: 0

Census Tract Percent Low / Mod: 0.00

Actual Accomplishments:

Number assisted:

	Owner		Renter		Total		Person
	Total	Hispanic	Total	Hispanic	Total	Hispanic	
White:	0	0	0	0	0	0	0
Black/African American:	0	0	0	0	0	0	0
Asian:	0	0	0	0	0	0	0
American Indian/Alaskan Native:	0	0	0	0	0	0	0
Native Hawaiian/Other Pacific Islander:	0	0	0	0	0	0	0
American Indian/Alaskan Native & White:	0	0	0	0	0	0	0
Asian White:	0	0	0	0	0	0	0
Black/African American & White:	0	0	0	0	0	0	0
American Indian/Alaskan Native & Black/African American:	0	0	0	0	0	0	0
Other multi-racial:	0	0	0	0	0	0	0
Asian/Pacific Islander:	0	0	0	0	0	0	0
Hispanic:	0	0	0	0	0	0	0
Total:	0	0	0	0	0	0	0
Female-headed Households:	0		0		0		

Income Category:

	Owner	Renter	Total	Person
Extremely Low	0	0	0	0
Low Mod	0	0	0	0
Moderate	0	0	0	0
Non Low Moderate	0	0	0	0
Total	0	0	0	0
Percent Low/Mod	0.0%	0.0%	0.0%	0.0%

Annual Accomplishments

Accomplishment Narrative

Year # Benefiting

UGLG: EL PASO COUNTY

Grant Year: 2014

Project: 0033 - 2014 CSH

Objective: Create suitable living environments

IDIS Activity: 46137 - 7219123 El Paso County

Outcome: Availability/accessibility

Activity to prevent, prepare for, and respond to Coronavirus: No

Status: Open

Matrix Code: Subsistence Payment (05Q)

Location:

500 E San Antonio Ave Rm 301 El Paso, TX 79901-2420

National Objective: URG

Initial Funding Date: 07/15/2020

Financing:

Funded Amount: \$249,732.00

Net Drawn: \$249,732.00

Balance: \$0.00

Description:

County shall use funds to provide subsistence payments to assist low-income households whose income has been significantly reduced as a result of COVID-19 public health restrictions issued beginning March 2020.

Proposed Accomplishments:

People (General) : 370

Total Population in Service Area: 0

Census Tract Percent Low / Mod: 0.00

Actual Accomplishments:

Number assisted:

	Owner		Renter		Total		Person
	Total	Hispanic	Total	Hispanic	Total	Hispanic	
White:	0	0	0	0	0	0	0
Black/African American:	0	0	0	0	0	0	0
Asian:	0	0	0	0	0	0	0
American Indian/Alaskan Native:	0	0	0	0	0	0	0
Native Hawaiian/Other Pacific Islander:	0	0	0	0	0	0	0
American Indian/Alaskan Native & White:	0	0	0	0	0	0	0
Asian White:	0	0	0	0	0	0	0
Black/African American & White:	0	0	0	0	0	0	0
American Indian/Alaskan Native & Black/African American:	0	0	0	0	0	0	0
Other multi-racial:	0	0	0	0	0	0	0
Asian/Pacific Islander:	0	0	0	0	0	0	0
Hispanic:	0	0	0	0	0	0	0
Total:	0	0	0	0	0	0	0
Female-headed Households:	0		0		0		

Income Category:

	Owner	Renter	Total	Person
Extremely Low	0	0	0	0
Low Mod	0	0	0	0
Moderate	0	0	0	0
Non Low Moderate	0	0	0	0
Total	0	0	0	0
Percent Low/Mod	0.0%	0.0%	0.0%	0.0%

Annual Accomplishments

Accomplishment Narrative

Year # Benefiting

UGLG:

Grant Year: 2014

Project: 0033 - 2014 CSH

Objective:

IDIS Activity: 46145 - 7219153 Starr County

Outcome:

Activity to prevent, prepare for, and respond to Coronavirus: No

Status: Open

Matrix Code: General Program Administration (21A)

Location:

National Objective:

Initial Funding Date: 07/15/2020  
 Financing:  
 Funded Amount: \$20,000.00  
 Net Drawn: \$20,000.00  
 Balance: \$0.00

Description:  
local admin

Proposed Accomplishments:

: 0  
 Total Population in Service Area: 0  
 Census Tract Percent Low / Mod: 0.00

Actual Accomplishments:

Number assisted:

	Owner		Renter		Total		Person
	Total	Hispanic	Total	Hispanic	Total	Hispanic	
White:	0	0	0	0	0	0	0
Black/African American:	0	0	0	0	0	0	0
Asian:	0	0	0	0	0	0	0
American Indian/Alaskan Native:	0	0	0	0	0	0	0
Native Hawaiian/Other Pacific Islander:	0	0	0	0	0	0	0
American Indian/Alaskan Native & White:	0	0	0	0	0	0	0
Asian White:	0	0	0	0	0	0	0
Black/African American & White:	0	0	0	0	0	0	0
American Indian/Alaskan Native & Black/African American:	0	0	0	0	0	0	0
Other multi-racial:	0	0	0	0	0	0	0
Asian/Pacific Islander:	0	0	0	0	0	0	0
Hispanic:	0	0	0	0	0	0	0
Total:	0	0	0	0	0	0	0
Female-headed Households:	0		0		0		

Income Category:

Owner	Renter	Total	Person
-------	--------	-------	--------

Extremely Low	0	0	0	0
Low Mod	0	0	0	0
Moderate	0	0	0	0
Non Low Moderate	0	0	0	0
Total	0	0	0	0
Percent Low/Mod	0.0%	0.0%	0.0%	0.0%

Annual Accomplishments Accomplishment Narrative

Year # Benefiting  
 UGLG: STARR COUNTY  
 Grant Year: 2014  
 Project: 0033 - 2014 CSH

Objective: Create suitable living environments

IDIS Activity: 46146 - 7219153 Starr County  
 Activity to prevent, prepare for, and respond to Coronavirus: No

Outcome: Availability/accessibility

Status: Open  
 Location:  
 100 N Fm 3167 Rio Grande City, TX 78582-6688

Matrix Code: Subsistence Payment (05Q)

National Objective: URG

Initial Funding Date: 07/15/2020  
 Financing:  
 Funded Amount: \$249,716.24  
 Net Drawn: \$249,716.24  
 Balance: \$0.00

Description:  
 County shall use funds to provide subsistence payments to assist low-income households whose income has been significantly reduced as a result of COVID-19 public health restrictions issued beginning March 2020.

Proposed Accomplishments:  
 People (General) : 370  
 Total Population in Service Area: 0  
 Census Tract Percent Low / Mod: 0.00

Actual Accomplishments:

Number assisted:

Owner		Renter		Total		Person
Total	Hispanic	Total	Hispanic	Total	Hispanic	

White:	0	0	0	0	0	0	0
Black/African American:	0	0	0	0	0	0	0
Asian:	0	0	0	0	0	0	0
American Indian/Alaskan Native:	0	0	0	0	0	0	0
Native Hawaiian/Other Pacific Islander:	0	0	0	0	0	0	0
American Indian/Alaskan Native & White:	0	0	0	0	0	0	0
Asian White:	0	0	0	0	0	0	0
Black/African American & White:	0	0	0	0	0	0	0
American Indian/Alaskan Native & Black/African American:	0	0	0	0	0	0	0
Other multi-racial:	0	0	0	0	0	0	0
Asian/Pacific Islander:	0	0	0	0	0	0	0
Hispanic:	0	0	0	0	0	0	0
Total:	0	0	0	0	0	0	0
Female-headed Households:	0		0		0		

Income Category:

	Owner	Renter	Total	Person
Extremely Low	0	0	0	0
Low Mod	0	0	0	0
Moderate	0	0	0	0
Non Low Moderate	0	0	0	0
Total	0	0	0	0
Percent Low/Mod	0.0%	0.0%	0.0%	0.0%

Annual Accomplishments

Accomplishment Narrative

Year # Benefiting

UGLG:  
Grant Year: 2014  
Project: 0033 - 2014 CSH

Objective:

IDIS Activity: 46150 - 7219173 Webb County  
Activity to prevent, prepare for, and respond to Coronavirus: No

Outcome:

Status: Open  
Location:

Matrix Code: General Program Administration (21A)

National Objective:

Initial Funding Date: 07/15/2020  
 Financing:  
 Funded Amount: \$20,000.00  
 Net Drawn: \$20,000.00  
 Balance: \$0.00

Description:  
 local admin

Proposed Accomplishments:

: 0  
 Total Population in Service Area: 0  
 Census Tract Percent Low / Mod: 0.00

Actual Accomplishments:

Number assisted:

	Owner		Renter		Total		Person
	Total	Hispanic	Total	Hispanic	Total	Hispanic	
White:	0	0	0	0	0	0	0
Black/African American:	0	0	0	0	0	0	0
Asian:	0	0	0	0	0	0	0
American Indian/Alaskan Native:	0	0	0	0	0	0	0
Native Hawaiian/Other Pacific Islander:	0	0	0	0	0	0	0
American Indian/Alaskan Native & White:	0	0	0	0	0	0	0
Asian White:	0	0	0	0	0	0	0
Black/African American & White:	0	0	0	0	0	0	0
American Indian/Alaskan Native & Black/African American:	0	0	0	0	0	0	0
Other multi-racial:	0	0	0	0	0	0	0
Asian/Pacific Islander:	0	0	0	0	0	0	0
Hispanic:	0	0	0	0	0	0	0
Total:	0	0	0	0	0	0	0
Female-headed Households:	0		0		0		

Income Category:

	Owner	Renter	Total	Person
Extremely Low	0	0	0	0
Low Mod	0	0	0	0
Moderate	0	0	0	0



Non Low Moderate	0	0	0	0
Total	0	0	0	0
Percent Low/Mod	0.0%	0.0%	0.0%	0.0%

Annual Accomplishments      Accomplishment Narrative

Year      # Benefiting  
 UGLG:      WEBB COUNTY  
 Grant Year:      2014  
 Project:      0033 - 2014 CSH

Objective:      Create suitable living environments

IDIS Activity:      46151 - 7219173 Webb County  
 Activity to prevent, prepare for, and respond to Coronavirus:      No

Outcome:      Availability/accessibility

Status:      Open  
 Location:  
 1000 Houston St Laredo, TX 78040-8017

Matrix Code:      Subsistence Payment (05Q)

National Objective:      URG

Initial Funding Date:      07/15/2020  
 Financing:  
 Funded Amount:      \$178,253.84  
 Net Drawn:      \$178,253.84  
 Balance:      \$0.00

Description:  
 County shall use funds to provide subsistence payments to assist low-income households whose income has been significantly reduced as a result of COVID-19 public health restrictions issued beginning March 2020.

Proposed Accomplishments:  
 People (General) : 370  
 Total Population in Service Area: 0  
 Census Tract Percent Low / Mod: 0.00

Actual Accomplishments:

Number assisted:

	Owner		Renter		Total		Person
	Total	Hispanic	Total	Hispanic	Total	Hispanic	
White:	0	0	0	0	0	0	0
Black/African American:	0	0	0	0	0	0	0
Asian:	0	0	0	0	0	0	0

American Indian/Alaskan Native:	0	0	0	0	0	0	0
Native Hawaiian/Other Pacific Islander:	0	0	0	0	0	0	0
American Indian/Alaskan Native & White:	0	0	0	0	0	0	0
Asian White:	0	0	0	0	0	0	0
Black/African American & White:	0	0	0	0	0	0	0
American Indian/Alaskan Native & Black/African American:	0	0	0	0	0	0	0
Other multi-racial:	0	0	0	0	0	0	0
Asian/Pacific Islander:	0	0	0	0	0	0	0
Hispanic:	0	0	0	0	0	0	0
Total:	0	0	0	0	0	0	0
Female-headed Households:	0		0		0		

Income Category:

	Owner	Renter	Total	Person
Extremely Low	0	0	0	0
Low Mod	0	0	0	0
Moderate	0	0	0	0
Non Low Moderate	0	0	0	0
Total	0	0	0	0
Percent Low/Mod	0.0%	0.0%	0.0%	0.0%

Annual Accomplishments

Accomplishment Narrative

Year # Benefiting  
 UGLG: BELLMEAD  
 Grant Year: 2014  
 Project: 0289 - 2014 FAST

Objective: Create suitable living environments

IDIS Activity: 49041 - 7220006 Bellmead  
 Activity to prevent, prepare for, and respond to Coronavirus: No

Outcome: Availability/accessibility

Status: Canceled 05/26/2021  
 Location:

Matrix Code: Fire Station/Equipment (030)

3015 Bellmead Dr Bellmead, TX 76705-3030

National Objective: LMA

Initial Funding Date: 04/13/2021  
 Financing:

Description:  
 twenty (20) sets of wildland bunker gear, two (2) thermal imaging cameras (plus one

Funded Amount: \$0.00  
 Net Drawn: \$0.00  
 Balance: \$0.00

upgrade to existing an camera), four (4) SCBAs with radio interfaces and microphones  
 (includes eight [8] cylinders and thirteen [13] face masks) and one (1) combination rescue

Proposed Accomplishments:

People (General) : 0  
 Total Population in Service Area: 10,020  
 Census Tract Percent Low / Mod: 54.90

Actual Accomplishments:

Number assisted:

	Owner		Renter		Total		Person
	Total	Hispanic	Total	Hispanic	Total	Hispanic	
White:	0	0	0	0	0	0	0
Black/African American:	0	0	0	0	0	0	0
Asian:	0	0	0	0	0	0	0
American Indian/Alaskan Native:	0	0	0	0	0	0	0
Native Hawaiian/Other Pacific Islander:	0	0	0	0	0	0	0
American Indian/Alaskan Native & White:	0	0	0	0	0	0	0
Asian White:	0	0	0	0	0	0	0
Black/African American & White:	0	0	0	0	0	0	0
American Indian/Alaskan Native & Black/African American:	0	0	0	0	0	0	0
Other multi-racial:	0	0	0	0	0	0	0
Asian/Pacific Islander:	0	0	0	0	0	0	0
Hispanic:	0	0	0	0	0	0	0
Total:	0	0	0	0	0	0	0
Female-headed Households:	0		0		0		

Income Category:

	Owner	Renter	Total	Person
Extremely Low	0	0	0	0
Low Mod	0	0	0	0
Moderate	0	0	0	0
Non Low Moderate	0	0	0	0
Total	0	0	0	0
Percent Low/Mod	0.0%	0.0%	0.0%	0.0%

Annual Accomplishments      Accomplishment Narrative

Year      # Benefiting  
 UGLG:      UVALDE COUNTY  
 Grant Year:    2014  
 Project:      0031 - 2014 CFC

Objective:      Create suitable living environments

IDIS Activity:    49411 - 7218145 Uvalde County  
 Activity to prevent, prepare for, and respond to Coronavirus:    No

Outcome:      Availability/accessibility

Status:      Open  
 Location:  
 100 N Getty St Ste 3    Uvalde, TX 78801-5239

Matrix Code:      Water/Sewer Improvements (03J)

National Objective: LMA

Initial Funding Date:      05/19/2021  
 Financing:  
 Funded Amount:      \$37,385.13  
 Net Drawn:      \$37,385.13  
 Balance:      \$0.00

Description:  
 first-time sewer and sewer improvements in the Flores colonia

Proposed Accomplishments:  
 People (General) : 0  
 Total Population in Service Area: 52  
 Census Tract Percent Low / Mod: 100.00

Actual Accomplishments:

Number assisted:

	Owner		Renter		Total		
	Total	Hispanic	Total	Hispanic	Total	Hispanic	Person
White:	0	0	0	0	0	0	0
Black/African American:	0	0	0	0	0	0	0
Asian:	0	0	0	0	0	0	0
American Indian/Alaskan Native:	0	0	0	0	0	0	0
Native Hawaiian/Other Pacific Islander:	0	0	0	0	0	0	0
American Indian/Alaskan Native & White:	0	0	0	0	0	0	0
Asian White:	0	0	0	0	0	0	0

Black/African American & White:	0	0	0	0	0	0	0
American Indian/Alaskan Native & Black/African American:	0	0	0	0	0	0	0
Other multi-racial:	0	0	0	0	0	0	0
Asian/Pacific Islander:	0	0	0	0	0	0	0
Hispanic:	0	0	0	0	0	0	0
Total:	0	0	0	0	0	0	0
Female-headed Households:	0		0		0		

Income Category:

	Owner	Renter	Total	Person
Extremely Low	0	0	0	0
Low Mod	0	0	0	0
Moderate	0	0	0	0
Non Low Moderate	0	0	0	0
Total	0	0	0	0
Percent Low/Mod	0.0%	0.0%	0.0%	0.0%

Annual Accomplishments

Accomplishment Narrative

Year # Benefiting  
 UGLG: MATAGORDA COUNTY  
 Grant Year: 2014  
 Project: 0028 - 2014 CD

Objective: Create suitable living environments

IDIS Activity: 49555 - 7219261 Matagorda County  
 Activity to prevent, prepare for, and respond to Coronavirus: No

Outcome: Availability/accessibility

Status: Open  
 Location:  
 1700 7th St Rm 301 Bay City, TX 77414-5034

Matrix Code: Water/Sewer Improvements (03J)

National Objective: LMA

Initial Funding Date: 05/26/2021  
 Financing:  
 Funded Amount: \$130,196.84  
 Net Drawn: \$130,196.84  
 Balance: \$0.00

Description:  
 Contractor shall install seven thousand three hundred linear feet (7,300 l.f.) of three-inch (3") and six-inch (6") water line, four thousand eight hundred linear feet (4,800 l.f.) of three-inch

Proposed Accomplishments:

People (General) : 0

Total Population in Service Area: 173

Census Tract Percent Low / Mod: 65.90

Actual Accomplishments:

Number assisted:

	Owner		Renter		Total		Person
	Total	Hispanic	Total	Hispanic	Total	Hispanic	
White:	0	0	0	0	0	0	0
Black/African American:	0	0	0	0	0	0	0
Asian:	0	0	0	0	0	0	0
American Indian/Alaskan Native:	0	0	0	0	0	0	0
Native Hawaiian/Other Pacific Islander:	0	0	0	0	0	0	0
American Indian/Alaskan Native & White:	0	0	0	0	0	0	0
Asian White:	0	0	0	0	0	0	0
Black/African American & White:	0	0	0	0	0	0	0
American Indian/Alaskan Native & Black/African American:	0	0	0	0	0	0	0
Other multi-racial:	0	0	0	0	0	0	0
Asian/Pacific Islander:	0	0	0	0	0	0	0
Hispanic:	0	0	0	0	0	0	0
Total:	0	0	0	0	0	0	0
Female-headed Households:	0		0		0		

Income Category:

	Owner	Renter	Total	Person
Extremely Low	0	0	0	0
Low Mod	0	0	0	0
Moderate	0	0	0	0
Non Low Moderate	0	0	0	0
Total	0	0	0	0
Percent Low/Mod	0.0%	0.0%	0.0%	0.0%

Annual Accomplishments

Accomplishment Narrative

Year # Benefiting  
 UGLG: Rankin

Grant Year: 2014  
 Project: 0028 - 2014 CD

Objective: Create suitable living environments

IDIS Activity: 49942 - 7219519 Rankin  
 Activity to prevent, prepare for, and respond to Coronavirus: No

Outcome: Availability/accessibility

Status: Open  
 Location:  
 PO Box 61 Rankin, TX 79778-0061

Matrix Code: Water/Sewer Improvements (03J)

National Objective: LMA

Initial Funding Date: 08/03/2021  
 Financing:  
 Funded Amount: \$27,467.37  
 Net Drawn: \$27,467.37  
 Balance: \$0.00

Description:  
 Contractor shall replace aged and deteriorated six-inch (6 in.) and eight-inch (8 in.) water lines with four hundred linear feet (400 LF) of six-inch (6 in.) water line and two thousand four hundred linear feet (2,400 LF) of eight-inch (8 in.) water line, one hundred fifty linear

Proposed Accomplishments:  
 People (General) : 0  
 Total Population in Service Area: 726  
 Census Tract Percent Low / Mod: 61.50

Actual Accomplishments:

Number assisted:

	Owner		Renter		Total		Person
	Total	Hispanic	Total	Hispanic	Total	Hispanic	
White:	0	0	0	0	0	0	0
Black/African American:	0	0	0	0	0	0	0
Asian:	0	0	0	0	0	0	0
American Indian/Alaskan Native:	0	0	0	0	0	0	0
Native Hawaiian/Other Pacific Islander:	0	0	0	0	0	0	0
American Indian/Alaskan Native & White:	0	0	0	0	0	0	0
Asian White:	0	0	0	0	0	0	0
Black/African American & White:	0	0	0	0	0	0	0
American Indian/Alaskan Native & Black/African American:	0	0	0	0	0	0	0
Other multi-racial:	0	0	0	0	0	0	0

Asian/Pacific Islander:	0	0	0	0	0	0	0
Hispanic:	0	0	0	0	0	0	0
Total:	0	0	0	0	0	0	0
Female-headed Households:	0		0		0		

Income Category:

	Owner	Renter	Total	Person
Extremely Low	0	0	0	0
Low Mod	0	0	0	0
Moderate	0	0	0	0
Non Low Moderate	0	0	0	0
Total	0	0	0	0
Percent Low/Mod	0.0%	0.0%	0.0%	0.0%

Annual Accomplishments

Accomplishment Narrative

Year # Benefiting

UGLG:

Grant Year: 2014

Project: 0033 - 2014 CSH

Objective:

IDIS Activity: 49952 - 7217003 Cameron County

Outcome:

Activity to prevent, prepare for, and respond to Coronavirus: No

Status: Open

Matrix Code: General Program Administration (21A)

Location:

National Objective:

Initial Funding Date: 08/05/2021

Description:

Financing:

local admin

Funded Amount: \$3,480.21

Net Drawn: \$3,480.21

Balance: \$0.00

Proposed Accomplishments:

: 0



Total Population in Service Area: 0  
 Census Tract Percent Low / Mod: 0.00

Actual Accomplishments:

Number assisted:

	Owner		Renter		Total		Person
	Total	Hispanic	Total	Hispanic	Total	Hispanic	
White:	0	0	0	0	0	0	0
Black/African American:	0	0	0	0	0	0	0
Asian:	0	0	0	0	0	0	0
American Indian/Alaskan Native:	0	0	0	0	0	0	0
Native Hawaiian/Other Pacific Islander:	0	0	0	0	0	0	0
American Indian/Alaskan Native & White:	0	0	0	0	0	0	0
Asian White:	0	0	0	0	0	0	0
Black/African American & White:	0	0	0	0	0	0	0
American Indian/Alaskan Native & Black/African American:	0	0	0	0	0	0	0
Other multi-racial:	0	0	0	0	0	0	0
Asian/Pacific Islander:	0	0	0	0	0	0	0
Hispanic:	0	0	0	0	0	0	0
Total:	0	0	0	0	0	0	0
Female-headed Households:	0		0		0		

Income Category:

	Owner	Renter	Total	Person
Extremely Low	0	0	0	0
Low Mod	0	0	0	0
Moderate	0	0	0	0
Non Low Moderate	0	0	0	0
Total	0	0	0	0
Percent Low/Mod	0.0%	0.0%	0.0%	0.0%

Annual Accomplishments

Accomplishment Narrative

Year # Benefiting

UGLG:

Grant Year: 2014

Project: 0293 - 2014 CD-FIFO

Objective:

IDIS Activity: 50000 - 7219409 Sealy

Outcome:

Activity to prevent, prepare for, and respond to Coronavirus: No

Status: Open

Matrix Code: General Program Administration (21A)

Location:

National Objective:

Initial Funding Date: 08/20/2021

Description:

Financing:

local admin

Funded Amount: \$7,000.00

Net Drawn: \$7,000.00

Balance: \$0.00

Proposed Accomplishments:

: 0

Total Population in Service Area: 0

Census Tract Percent Low / Mod: 0.00

Actual Accomplishments:

Number assisted:

	Owner		Renter		Total		Person
	Total	Hispanic	Total	Hispanic	Total	Hispanic	
White:	0	0	0	0	0	0	0
Black/African American:	0	0	0	0	0	0	0
Asian:	0	0	0	0	0	0	0
American Indian/Alaskan Native:	0	0	0	0	0	0	0
Native Hawaiian/Other Pacific Islander:	0	0	0	0	0	0	0
American Indian/Alaskan Native & White:	0	0	0	0	0	0	0
Asian White:	0	0	0	0	0	0	0
Black/African American & White:	0	0	0	0	0	0	0
American Indian/Alaskan Native & Black/African American:	0	0	0	0	0	0	0
Other multi-racial:	0	0	0	0	0	0	0
Asian/Pacific Islander:	0	0	0	0	0	0	0
Hispanic:	0	0	0	0	0	0	0

Total: 0 0 0 0 0 0 0  
 Female-headed Households: 0 0 0 0 0 0

Income Category:

	Owner	Renter	Total	Person
Extremely Low	0	0	0	0
Low Mod	0	0	0	0
Moderate	0	0	0	0
Non Low Moderate	0	0	0	0
Total	0	0	0	0
Percent Low/Mod	0.0%	0.0%	0.0%	0.0%

Annual Accomplishments

Accomplishment Narrative

Year # Benefiting  
 UGLG: SEALY  
 Grant Year: 2014

Project: 0293 - 2014 CD-FIFO

Objective: Create suitable living environments

IDIS Activity: 50001 - 7219409 Sealy

Outcome: Availability/accessibility

Activity to prevent, prepare for, and respond to Coronavirus: No

Status: Open

Matrix Code: Water/Sewer Improvements (03J)

Location:

PO Box 517 Sealy, TX 77474-0517

National Objective: LMA

Initial Funding Date: 08/20/2021

Financing:

Funded Amount: \$202,215.57

Net Drawn: \$202,215.57

Balance: \$0.00

Description:

WaterSewer ImprovementsContractor shall eliminate inflow and infiltration into the wastewater system and improve flow to the lift station by destructing approximately three thousand two hundred sixty-five linear feet (3,265 LF) of six-inch (6 in.) wastewater line,

Proposed Accomplishments:

People (General) : 0

Total Population in Service Area: 1,910

Census Tract Percent Low / Mod: 58.60

Actual Accomplishments:

Number assisted:

	Owner		Renter		Total		Person
	Total	Hispanic	Total	Hispanic	Total	Hispanic	
White:	0	0	0	0	0	0	0
Black/African American:	0	0	0	0	0	0	0
Asian:	0	0	0	0	0	0	0
American Indian/Alaskan Native:	0	0	0	0	0	0	0
Native Hawaiian/Other Pacific Islander:	0	0	0	0	0	0	0
American Indian/Alaskan Native & White:	0	0	0	0	0	0	0
Asian White:	0	0	0	0	0	0	0
Black/African American & White:	0	0	0	0	0	0	0
American Indian/Alaskan Native & Black/African American:	0	0	0	0	0	0	0
Other multi-racial:	0	0	0	0	0	0	0
Asian/Pacific Islander:	0	0	0	0	0	0	0
Hispanic:	0	0	0	0	0	0	0
Total:	0	0	0	0	0	0	0
Female-headed Households:	0		0		0		

Income Category:

	Owner	Renter	Total	Person
Extremely Low	0	0	0	0
Low Mod	0	0	0	0
Moderate	0	0	0	0
Non Low Moderate	0	0	0	0
Total	0	0	0	0
Percent Low/Mod	0.0%	0.0%	0.0%	0.0%

Annual Accomplishments

Accomplishment Narrative

Year # Benefiting  
 UGLG: WOODVILLE  
 Grant Year: 2014

Project: 0293 - 2014 CD-FIFO

Objective: Create suitable living environments

IDIS Activity: 50002 - 7219471 Woodville

Outcome: Availability/accessibility

Activity to prevent, prepare for, and respond to Coronavirus: No

Status: Open

Matrix Code: Water/Sewer Improvements (03J)

Location:

400 W Bluff St Woodville, TX 75979-5122

National Objective: LMA

Initial Funding Date: 08/20/2021

Description:

Financing:

Contractor shall rehabilitate the WWTP by installing one (1) spiral bar screen, one (1) disposal chute, conveyor improvements, and all associated appurtenances.

Funded Amount: \$79,161.56

Net Drawn: \$79,161.56

Construction shall take place at the WWTP, located at 320 Veteran's Way,

Balance: \$0.00

Proposed Accomplishments:

People (General) : 0

Total Population in Service Area: 2,418

Census Tract Percent Low / Mod: 51.40

Actual Accomplishments:

Number assisted:

	Owner		Renter		Total		Person
	Total	Hispanic	Total	Hispanic	Total	Hispanic	
White:	0	0	0	0	0	0	0
Black/African American:	0	0	0	0	0	0	0
Asian:	0	0	0	0	0	0	0
American Indian/Alaskan Native:	0	0	0	0	0	0	0
Native Hawaiian/Other Pacific Islander:	0	0	0	0	0	0	0
American Indian/Alaskan Native & White:	0	0	0	0	0	0	0
Asian White:	0	0	0	0	0	0	0
Black/African American & White:	0	0	0	0	0	0	0
American Indian/Alaskan Native & Black/African American:	0	0	0	0	0	0	0
Other multi-racial:	0	0	0	0	0	0	0
Asian/Pacific Islander:	0	0	0	0	0	0	0
Hispanic:	0	0	0	0	0	0	0
Total:	0	0	0	0	0	0	0
Female-headed Households:	0		0		0		

Income Category:

	Owner	Renter	Total	Person
Extremely Low	0	0	0	0
Low Mod	0	0	0	0
Moderate	0	0	0	0
Non Low Moderate	0	0	0	0
Total	0	0	0	0
Percent Low/Mod	0.0%	0.0%	0.0%	0.0%

Annual Accomplishments

Accomplishment Narrative

Year # Benefiting

UGLG: ESCOBARES

Grant Year: 2014

Project: 0293 - 2014 CD-FIFO

Objective: Create suitable living environments

IDIS Activity: 50003 - 7219139 Escobares

Outcome: Availability/accessibility

Activity to prevent, prepare for, and respond to Coronavirus: No

Status: Open

Matrix Code: Street Improvements (03K)

Location:

PO Box 907 Roma, TX 78584-0907

National Objective: LMA

Initial Funding Date: 08/20/2021

Financing:

Funded Amount: \$129,407.38

Net Drawn: \$129,407.38

Balance: \$0.00

Description:

Contractor shall reconstruct one thousand eight hundred twenty linear feet (1,820 l.f.) of streets utilizing scarification, asphalt and base mix, hot mix asphalt, driveway repair, and all associated appurtenances.

Proposed Accomplishments:

People (General) : 0

Total Population in Service Area: 162

Census Tract Percent Low / Mod: 67.20

Actual Accomplishments:

Number assisted:

	Owner		Renter		Total		Person
	Total	Hispanic	Total	Hispanic	Total	Hispanic	
White:	0	0	0	0	0	0	0
Black/African American:	0	0	0	0	0	0	0
Asian:	0	0	0	0	0	0	0
American Indian/Alaskan Native:	0	0	0	0	0	0	0
Native Hawaiian/Other Pacific Islander:	0	0	0	0	0	0	0
American Indian/Alaskan Native & White:	0	0	0	0	0	0	0
Asian White:	0	0	0	0	0	0	0
Black/African American & White:	0	0	0	0	0	0	0
American Indian/Alaskan Native & Black/African American:	0	0	0	0	0	0	0
Other multi-racial:	0	0	0	0	0	0	0
Asian/Pacific Islander:	0	0	0	0	0	0	0
Hispanic:	0	0	0	0	0	0	0
Total:	0	0	0	0	0	0	0
Female-headed Households:	0		0		0		

Income Category:

	Owner	Renter	Total	Person
Extremely Low	0	0	0	0
Low Mod	0	0	0	0
Moderate	0	0	0	0
Non Low Moderate	0	0	0	0
Total	0	0	0	0
Percent Low/Mod	0.0%	0.0%	0.0%	0.0%

Annual Accomplishments

Accomplishment Narrative

Year # Benefiting  
 UGLG: GARRETT  
 Grant Year: 2014

Project: 0293 - 2014 CD-FIFO

Objective: Provide decent affordable housing

IDIS Activity: 50004 - 7219160 Garrett

Outcome: Affordability

Activity to prevent, prepare for, and respond to Coronavirus: No

Status: Open

Matrix Code: Street Improvements (03K)

Location:

208 N Ferris St Ennis, TX 75119-8338

National Objective: LMA

Initial Funding Date: 08/20/2021  
 Financing:  
 Funded Amount: \$395,200.00  
 Net Drawn: \$395,200.00  
 Balance: \$0.00

Description:

Contractor shall reconstruct approximately four thousand linear feet (4,000 l.f.) of asphalt street, regrade ditches, install culverts, complete driveway repair, and all associated appurtenances.

Proposed Accomplishments:

People (General) : 0  
 Total Population in Service Area: 92  
 Census Tract Percent Low / Mod: 67.30

Actual Accomplishments:

Number assisted:

	Owner		Renter		Total		Person
	Total	Hispanic	Total	Hispanic	Total	Hispanic	
White:	0	0	0	0	0	0	0
Black/African American:	0	0	0	0	0	0	0
Asian:	0	0	0	0	0	0	0
American Indian/Alaskan Native:	0	0	0	0	0	0	0
Native Hawaiian/Other Pacific Islander:	0	0	0	0	0	0	0
American Indian/Alaskan Native & White:	0	0	0	0	0	0	0
Asian White:	0	0	0	0	0	0	0
Black/African American & White:	0	0	0	0	0	0	0
American Indian/Alaskan Native & Black/African American:	0	0	0	0	0	0	0
Other multi-racial:	0	0	0	0	0	0	0
Asian/Pacific Islander:	0	0	0	0	0	0	0
Hispanic:	0	0	0	0	0	0	0
Total:	0	0	0	0	0	0	0
Female-headed Households:	0		0		0		

Income Category:

Owner	Renter	Total	Person
-------	--------	-------	--------



Extremely Low	0	0	0	0
Low Mod	0	0	0	0
Moderate	0	0	0	0
Non Low Moderate	0	0	0	0
Total	0	0	0	0
Percent Low/Mod	0.0%	0.0%	0.0%	0.0%

Annual Accomplishments Accomplishment Narrative

Year # Benefiting

UGLG:

Grant Year: 2014

Project: 0293 - 2014 CD-FIFO

Objective:

IDIS Activity: 50005 - 7219040 Bovina

Outcome:

Activity to prevent, prepare for, and respond to Coronavirus: No

Status: Open

Matrix Code: General Program Administration (21A)

Location:

National Objective:

, -

Initial Funding Date: 08/20/2021

Description:

Financing:

local admin

Funded Amount: \$2,695.00

Net Drawn: \$2,695.00

Balance: \$0.00

Proposed Accomplishments:

: 0

Total Population in Service Area: 0

Census Tract Percent Low / Mod: 0.00

Actual Accomplishments:

Number assisted:

Owner		Renter		Total		Person
Total	Hispanic	Total	Hispanic	Total	Hispanic	

White:	0	0	0	0	0	0	0
Black/African American:	0	0	0	0	0	0	0
Asian:	0	0	0	0	0	0	0
American Indian/Alaskan Native:	0	0	0	0	0	0	0
Native Hawaiian/Other Pacific Islander:	0	0	0	0	0	0	0
American Indian/Alaskan Native & White:	0	0	0	0	0	0	0
Asian White:	0	0	0	0	0	0	0
Black/African American & White:	0	0	0	0	0	0	0
American Indian/Alaskan Native & Black/African American:	0	0	0	0	0	0	0
Other multi-racial:	0	0	0	0	0	0	0
Asian/Pacific Islander:	0	0	0	0	0	0	0
Hispanic:	0	0	0	0	0	0	0
Total:	0	0	0	0	0	0	0
Female-headed Households:	0		0		0		

Income Category:

	Owner	Renter	Total	Person
Extremely Low	0	0	0	0
Low Mod	0	0	0	0
Moderate	0	0	0	0
Non Low Moderate	0	0	0	0
Total	0	0	0	0
Percent Low/Mod	0.0%	0.0%	0.0%	0.0%

Annual Accomplishments

Accomplishment Narrative

Year # Benefiting  
 UGLG: BOVINA  
 Grant Year: 2014

Project: 0293 - 2014 CD-FIFO

Objective: Create suitable living environments

IDIS Activity: 50006 - 7219040 Bovina

Outcome: Availability/accessibility

Activity to prevent, prepare for, and respond to Coronavirus: No

Status: Open

Matrix Code: Water/Sewer Improvements (03J)

Location:

PO Box 720 Bovina, TX 79009-0720

National Objective: LMA

Initial Funding Date: 08/20/2021  
 Financing:  
 Funded Amount: \$105,130.00  
 Net Drawn: \$105,130.00  
 Balance: \$0.00

Description:  
 Contractor shall install two thousand five hundred and ten linear feet (2,510 l.f.) of six-inch (6") and eight-inch (8") water, valves, fire hydrant, two hundred twenty linear feet (220 l.f.) of bore for fourteen-inch (14") casing

Proposed Accomplishments:

People (General) : 0  
 Total Population in Service Area: 176  
 Census Tract Percent Low / Mod: 76.10

Actual Accomplishments:

Number assisted:

	Owner		Renter		Total		Person
	Total	Hispanic	Total	Hispanic	Total	Hispanic	
White:	0	0	0	0	0	0	0
Black/African American:	0	0	0	0	0	0	0
Asian:	0	0	0	0	0	0	0
American Indian/Alaskan Native:	0	0	0	0	0	0	0
Native Hawaiian/Other Pacific Islander:	0	0	0	0	0	0	0
American Indian/Alaskan Native & White:	0	0	0	0	0	0	0
Asian White:	0	0	0	0	0	0	0
Black/African American & White:	0	0	0	0	0	0	0
American Indian/Alaskan Native & Black/African American:	0	0	0	0	0	0	0
Other multi-racial:	0	0	0	0	0	0	0
Asian/Pacific Islander:	0	0	0	0	0	0	0
Hispanic:	0	0	0	0	0	0	0
Total:	0	0	0	0	0	0	0
Female-headed Households:	0		0		0		

Income Category:

	Owner	Renter	Total	Person
Extremely Low	0	0	0	0
Low Mod	0	0	0	0
Moderate	0	0	0	0

Non Low Moderate	0	0	0	0
Total	0	0	0	0
Percent Low/Mod	0.0%	0.0%	0.0%	0.0%

Annual Accomplishments      Accomplishment Narrative

Year      # Benefiting

UGLG:      LA FERIA

Grant Year:      2015

Project:      0001 - 2015 CD

Objective:      Create suitable living environments

IDIS Activity:      40840 - 7215279 La Feria

Outcome:      Availability/accessibility

Activity to prevent, prepare for, and respond to Coronavirus:      No

Status:      Completed 07/15/2021

Matrix Code:      Water/Sewer Improvements (03J)

Location:

115 E Commercial Ave La Feria, TX 78559-5002

National Objective: LMA

Initial Funding Date:      09/17/2015

Description:

Financing:

Contractor shall construct a 300,000 gal elevated, storage tank.

Funded Amount:      \$230,870.00

Construction shall take place at the NE corner of Parker Rd.

Net Drawn:      \$230,870.00

and HWY 83.

Balance:      \$0.00

Proposed Accomplishments:

People (General) : 7,305

Total Population in Service Area: 7,305

Census Tract Percent Low / Mod: 64.20

Actual Accomplishments:

Number assisted:

	Owner		Renter		Total		
	Total	Hispanic	Total	Hispanic	Total	Hispanic	Person
White:	0	0	0	0	0	0	0
Black/African American:	0	0	0	0	0	0	0
Asian:	0	0	0	0	0	0	0

American Indian/Alaskan Native:	0	0	0	0	0	0	0
Native Hawaiian/Other Pacific Islander:	0	0	0	0	0	0	0
American Indian/Alaskan Native & White:	0	0	0	0	0	0	0
Asian White:	0	0	0	0	0	0	0
Black/African American & White:	0	0	0	0	0	0	0
American Indian/Alaskan Native & Black/African American:	0	0	0	0	0	0	0
Other multi-racial:	0	0	0	0	0	0	0
Asian/Pacific Islander:	0	0	0	0	0	0	0
Hispanic:	0	0	0	0	0	0	0
Total:	0	0	0	0	0	0	0
Female-headed Households:	0		0		0		

Income Category:

	Owner	Renter	Total	Person
Extremely Low	0	0	0	0
Low Mod	0	0	0	0
Moderate	0	0	0	0
Non Low Moderate	0	0	0	0
Total	0	0	0	0
Percent Low/Mod	0.0%	0.0%	0.0%	0.0%

Annual Accomplishments

Accomplishment Narrative

Year # Benefiting  
 2015 0 Project is complete. Close out documents pending/received

UGLG: Patton Village  
 Grant Year: 2015  
 Project: 0001 - 2015 CD

Objective: Create suitable living environments

IDIS Activity: 40894 - 7215369 Patton Village  
 Activity to prevent, prepare for, and respond to Coronavirus: No

Outcome: Availability/accessibility

Status: Completed 01/22/2021  
 Location:

Matrix Code: Water/Sewer Improvements (03J)

16940 Main St Patton Village, TX 77372-5403

National Objective: LMA

Initial Funding Date: 09/21/2015

Description:

Financing:  
 Funded Amount: \$310,800.00  
 Net Drawn: \$310,800.00  
 Balance: \$0.00

Contractor shall provide first-time public water service by constructing a 30,000 gal storage tank at the existing water well site.  
 Contractor shall install 5,000 l.f.

Proposed Accomplishments:  
 People (General) : 1,220  
 Total Population in Service Area: 1,220  
 Census Tract Percent Low / Mod: 62.30

Actual Accomplishments:

Number assisted:

	Owner		Renter		Total		Person
	Total	Hispanic	Total	Hispanic	Total	Hispanic	
White:	0	0	0	0	0	0	0
Black/African American:	0	0	0	0	0	0	0
Asian:	0	0	0	0	0	0	0
American Indian/Alaskan Native:	0	0	0	0	0	0	0
Native Hawaiian/Other Pacific Islander:	0	0	0	0	0	0	0
American Indian/Alaskan Native & White:	0	0	0	0	0	0	0
Asian White:	0	0	0	0	0	0	0
Black/African American & White:	0	0	0	0	0	0	0
American Indian/Alaskan Native & Black/African American:	0	0	0	0	0	0	0
Other multi-racial:	0	0	0	0	0	0	0
Asian/Pacific Islander:	0	0	0	0	0	0	0
Hispanic:	0	0	0	0	0	0	0
Total:	0	0	0	0	0	0	0
Female-headed Households:	0		0		0		

Income Category:

	Owner	Renter	Total	Person
Extremely Low	0	0	0	0
Low Mod	0	0	0	0
Moderate	0	0	0	0
Non Low Moderate	0	0	0	0
Total	0	0	0	0

Percent Low/Mod 0.0% 0.0% 0.0% 0.0%

Annual Accomplishments Accomplishment Narrative

Year # Benefiting

2015 0 Project review and clearance delayed by other agency (TCEQ, TWDB, USDA, etc)

UGLG:

Grant Year: 2015

Project: 0001 - 2015 CD

Objective:

IDIS Activity: 40896 - 7215369 Patton Village

Outcome:

Activity to prevent, prepare for, and respond to Coronavirus: No

Status: Completed 01/22/2021

Matrix Code: General Program Administration (21A)

Location:

National Objective:

, -

Initial Funding Date: 09/21/2015

Description:

Financing:

local admin

Funded Amount: \$11,025.00

Net Drawn: \$11,025.00

Balance: \$0.00

Proposed Accomplishments:

: 0

Total Population in Service Area: 0

Census Tract Percent Low / Mod: 0.00

Actual Accomplishments:

Number assisted:

	Owner		Renter		Total		
	Total	Hispanic	Total	Hispanic	Total	Hispanic	Person
White:	0	0	0	0	0	0	0
Black/African American:	0	0	0	0	0	0	0
Asian:	0	0	0	0	0	0	0
American Indian/Alaskan Native:	0	0	0	0	0	0	0

Native Hawaiian/Other Pacific Islander:	0	0	0	0	0	0	0
American Indian/Alaskan Native & White:	0	0	0	0	0	0	0
Asian White:	0	0	0	0	0	0	0
Black/African American & White:	0	0	0	0	0	0	0
American Indian/Alaskan Native & Black/African American:	0	0	0	0	0	0	0
Other multi-racial:	0	0	0	0	0	0	0
Asian/Pacific Islander:	0	0	0	0	0	0	0
Hispanic:	0	0	0	0	0	0	0
Total:	0	0	0	0	0	0	0
Female-headed Households:	0		0		0		

Income Category:

	Owner	Renter	Total	Person
Extremely Low	0	0	0	0
Low Mod	0	0	0	0
Moderate	0	0	0	0
Non Low Moderate	0	0	0	0
Total	0	0	0	0
Percent Low/Mod	0.0%	0.0%	0.0%	0.0%

Annual Accomplishments

Accomplishment Narrative

Year # Benefiting

UGLG: ZAPATA COUNTY

Grant Year: 2015

Project: 0003 - 2015 CFC

Objective: Create suitable living environments

IDIS Activity: 41014 - 7215085 Zapata County

Outcome: Availability/accessibility

Activity to prevent, prepare for, and respond to Coronavirus: No

Status: Completed 01/15/2021

Matrix Code: Water/Sewer Improvements (03J)

Location:

200 E 7th St Zapata, TX 78076-2935

National Objective: LMA

Initial Funding Date: 10/20/2015

Description:

Financing:

In the colonia of Truman Phelps, contractor shall install approx.

Funded Amount: \$259,135.25

3,800 l.f.



Net Drawn: \$259,135.25  
 Balance: \$0.00

of 8" sewer line, approx.

Proposed Accomplishments:

People (General) : 33  
 Total Population in Service Area: 33  
 Census Tract Percent Low / Mod: 84.80

Actual Accomplishments:

Number assisted:

	Owner		Renter		Total		Person
	Total	Hispanic	Total	Hispanic	Total	Hispanic	
White:	0	0	0	0	0	0	0
Black/African American:	0	0	0	0	0	0	0
Asian:	0	0	0	0	0	0	0
American Indian/Alaskan Native:	0	0	0	0	0	0	0
Native Hawaiian/Other Pacific Islander:	0	0	0	0	0	0	0
American Indian/Alaskan Native & White:	0	0	0	0	0	0	0
Asian White:	0	0	0	0	0	0	0
Black/African American & White:	0	0	0	0	0	0	0
American Indian/Alaskan Native & Black/African American:	0	0	0	0	0	0	0
Other multi-racial:	0	0	0	0	0	0	0
Asian/Pacific Islander:	0	0	0	0	0	0	0
Hispanic:	0	0	0	0	0	0	0
Total:	0	0	0	0	0	0	0
Female-headed Households:	0		0		0		

Income Category:

	Owner	Renter	Total	Person
Extremely Low	0	0	0	0
Low Mod	0	0	0	0
Moderate	0	0	0	0
Non Low Moderate	0	0	0	0
Total	0	0	0	0
Percent Low/Mod	0.0%	0.0%	0.0%	0.0%

Annual Accomplishments      Accomplishment Narrative

Year # Benefiting  
 2015 0 Project is complete. Close out documents pending/received

UGLG: ZAPATA COUNTY

Grant Year: 2015

Project: 0003 - 2015 CFC

Objective: Create suitable living environments

IDIS Activity: 41015 - 7215085 Zapata County

Outcome: Availability/accessibility

Activity to prevent, prepare for, and respond to Coronavirus: No

Status: Completed 01/15/2021

Matrix Code: Rehab; Single-Unit Residential (14A)

Location:

200 E 7th St Zapata, TX 78076-2935

National Objective: LMH

Initial Funding Date: 10/20/2015

Financing:

Funded Amount: \$13,650.00

Net Drawn: \$13,650.00

Balance: \$0.00

Description:

In the colonia of Truman Phelps, contractor shall install approx.

3,800 l.f.

of 8" sewer line, approx.

Proposed Accomplishments:

Housing Units : 14

Total Population in Service Area: 0

Census Tract Percent Low / Mod: 0.00

Actual Accomplishments:

Number assisted:

	Owner		Renter		Total		
	Total	Hispanic	Total	Hispanic	Total	Hispanic	Person
White:	13	9	0	0	13	9	0
Black/African American:	0	0	0	0	0	0	0
Asian:	0	0	0	0	0	0	0
American Indian/Alaskan Native:	0	0	0	0	0	0	0
Native Hawaiian/Other Pacific Islander:	0	0	0	0	0	0	0
American Indian/Alaskan Native & White:	0	0	0	0	0	0	0
Asian White:	0	0	0	0	0	0	0

Black/African American & White:	0	0	0	0	0	0	0
American Indian/Alaskan Native & Black/African American:	0	0	0	0	0	0	0
Other multi-racial:	0	0	0	0	0	0	0
Asian/Pacific Islander:	0	0	0	0	0	0	0
Hispanic:	0	0	0	0	0	0	0
Total:	13	9	0	0	13	9	0
Female-headed Households:	1		0		1		

Income Category:

	Owner	Renter	Total	Person
Extremely Low	0	0	0	0
Low Mod	4	0	4	0
Moderate	9	0	9	0
Non Low Moderate	0	0	0	0
Total	13	0	13	0
Percent Low/Mod	###	0.0%	100%	0.0%

Annual Accomplishments

Accomplishment Narrative

Year # Benefiting

2015 0 Project is complete. Close out documents pending/received

UGLG: SAN PATRICIO COUNTY

Grant Year: 2015

Project: 0003 - 2015 CFC

Objective: Create suitable living environments

IDIS Activity: 41024 - 7215105 San Patricio County

Outcome: Availability/accessibility

Activity to prevent, prepare for, and respond to Coronavirus: No

Status: Completed 02/22/2021

Matrix Code: Water/Sewer Improvements (03J)

Location:

400 W Sinton St Ste 109 Sinton, TX 78387-2450

National Objective: LMA

Initial Funding Date: 10/22/2015

Financing:

Funded Amount: \$373,000.00

Net Drawn: \$373,000.00

Description:

In the colonia Falman, contractor shall install approx. 3,910 lf of 8" sewer line, boring, manholes, 12 sewer yard service lines, mitigate all existing septic systems, pavement repair, and all associated appurtenances.

Balance: \$0.00

Proposed Accomplishments:

People (General) : 27

Total Population in Service Area: 27

Census Tract Percent Low / Mod: 81.40

Actual Accomplishments:

Number assisted:

	Owner		Renter		Total		Person
	Total	Hispanic	Total	Hispanic	Total	Hispanic	
White:	0	0	0	0	0	0	0
Black/African American:	0	0	0	0	0	0	0
Asian:	0	0	0	0	0	0	0
American Indian/Alaskan Native:	0	0	0	0	0	0	0
Native Hawaiian/Other Pacific Islander:	0	0	0	0	0	0	0
American Indian/Alaskan Native & White:	0	0	0	0	0	0	0
Asian White:	0	0	0	0	0	0	0
Black/African American & White:	0	0	0	0	0	0	0
American Indian/Alaskan Native & Black/African American:	0	0	0	0	0	0	0
Other multi-racial:	0	0	0	0	0	0	0
Asian/Pacific Islander:	0	0	0	0	0	0	0
Hispanic:	0	0	0	0	0	0	0
Total:	0	0	0	0	0	0	0
Female-headed Households:	0		0		0		

Income Category:

	Owner	Renter	Total	Person
Extremely Low	0	0	0	0
Low Mod	0	0	0	0
Moderate	0	0	0	0
Non Low Moderate	0	0	0	0
Total	0	0	0	0
Percent Low/Mod	0.0%	0.0%	0.0%	0.0%

Annual Accomplishments

Accomplishment Narrative

Year # Benefiting

2015

0 Project is complete. Close out documents pending/received

UGLG: SAN PATRICIO COUNTY

Grant Year: 2015

Project: 0003 - 2015 CFC

Objective: Create suitable living environments

IDIS Activity: 41025 - 7215105 San Patricio County

Outcome: Availability/accessibility

Activity to prevent, prepare for, and respond to Coronavirus: No

Status: Completed 02/22/2021

Matrix Code: Rehab; Single-Unit Residential (14A)

Location:

400 W Sinton St Ste 109 Sinton, TX 78387-2450

National Objective: LMH

Initial Funding Date: 10/22/2015

Financing:

Funded Amount: \$82,000.00

Net Drawn: \$82,000.00

Balance: \$0.00

Description:

In the colonia Falman, contractor shall install approx.

3,910 lf of 8" sewer line, boring, manholes, 12 sewer yard service lines, mitigate all existing septic systems, pavement repair, and all associated appurtenances.

Proposed Accomplishments:

Housing Units : 10

Total Population in Service Area: 0

Census Tract Percent Low / Mod: 0.00

Actual Accomplishments:

Number assisted:

	Owner		Renter		Total		Person
	Total	Hispanic	Total	Hispanic	Total	Hispanic	
White:	8	2	0	0	8	2	0
Black/African American:	0	0	0	0	0	0	0
Asian:	0	0	0	0	0	0	0
American Indian/Alaskan Native:	0	0	0	0	0	0	0
Native Hawaiian/Other Pacific Islander:	0	0	0	0	0	0	0
American Indian/Alaskan Native & White:	0	0	0	0	0	0	0
Asian White:	0	0	0	0	0	0	0
Black/African American & White:	0	0	0	0	0	0	0

American Indian/Alaskan Native & Black/African American:	0	0	0	0	0	0	0
Other multi-racial:	0	0	0	0	0	0	0
Asian/Pacific Islander:	0	0	0	0	0	0	0
Hispanic:	0	0	0	0	0	0	0
Total:	8	2	0	0	8	2	0
Female-headed Households:	3		0		3		

Income Category:

	Owner	Renter	Total	Person
Extremely Low	0	0	0	0
Low Mod	0	0	0	0
Moderate	8	0	8	0
Non Low Moderate	0	0	0	0
Total	8	0	8	0
Percent Low/Mod	###	0.0%	100%	0.0%

Annual Accomplishments

Accomplishment Narrative  
 Year # Benefiting  
 2015 0 Project is complete. Close out documents pending/received

UGLG:  
 Grant Year: 2015  
 Project: 0003 - 2015 CFC

Objective:

IDIS Activity: 41026 - 7215105 San Patricio County  
 Activity to prevent, prepare for, and respond to Coronavirus: No

Outcome:

Status: Completed 02/25/2021  
 Location:

Matrix Code: General Program Administration (21A)

National Objective:

Initial Funding Date: 10/22/2015  
 Financing:  
 Funded Amount: \$45,000.00  
 Net Drawn: \$45,000.00  
 Balance: \$0.00

Description:  
 local admin

Proposed Accomplishments:

: 0

Total Population in Service Area: 0

Census Tract Percent Low / Mod: 0.00

Actual Accomplishments:

Number assisted:

	Owner		Renter		Total		Person
	Total	Hispanic	Total	Hispanic	Total	Hispanic	
White:	0	0	0	0	0	0	0
Black/African American:	0	0	0	0	0	0	0
Asian:	0	0	0	0	0	0	0
American Indian/Alaskan Native:	0	0	0	0	0	0	0
Native Hawaiian/Other Pacific Islander:	0	0	0	0	0	0	0
American Indian/Alaskan Native & White:	0	0	0	0	0	0	0
Asian White:	0	0	0	0	0	0	0
Black/African American & White:	0	0	0	0	0	0	0
American Indian/Alaskan Native & Black/African American:	0	0	0	0	0	0	0
Other multi-racial:	0	0	0	0	0	0	0
Asian/Pacific Islander:	0	0	0	0	0	0	0
Hispanic:	0	0	0	0	0	0	0
Total:	0	0	0	0	0	0	0
Female-headed Households:	0		0		0		

Income Category:

	Owner	Renter	Total	Person
Extremely Low	0	0	0	0
Low Mod	0	0	0	0
Moderate	0	0	0	0
Non Low Moderate	0	0	0	0
Total	0	0	0	0
Percent Low/Mod	0.0%	0.0%	0.0%	0.0%

Annual Accomplishments

Accomplishment Narrative

Year # Benefiting  
 UGLG: NUECES COUNTY

Grant Year: 2015

Project: 0003 - 2015 CFC

Objective: Create suitable living environments

IDIS Activity: 41027 - 7215115 Nueces County

Outcome: Availability/accessibility

Activity to prevent, prepare for, and respond to Coronavirus: No

Status: Completed 04/07/2021

Matrix Code: Water/Sewer Improvements (03J)

Location:

901 Leopard St Rm 303 Corpus Christi, TX 78401-3602

National Objective: LMA

Initial Funding Date: 10/22/2015

Description:

Financing:

In the colonia of Cindy Park and The Ranch, contractor shall install approx.

Funded Amount: \$230,268.50

5,800 l.f.

Net Drawn: \$230,268.50

of 6" water line, hydrants, pavement repair, 1 storage tank, 19 water yard service lines,

Balance: \$0.00

Proposed Accomplishments:

People (General) : 98

Total Population in Service Area: 98

Census Tract Percent Low / Mod: 57.10

Actual Accomplishments:

Number assisted:

	Owner		Renter		Total		Person
	Total	Hispanic	Total	Hispanic	Total	Hispanic	
White:	0	0	0	0	0	0	0
Black/African American:	0	0	0	0	0	0	0
Asian:	0	0	0	0	0	0	0
American Indian/Alaskan Native:	0	0	0	0	0	0	0
Native Hawaiian/Other Pacific Islander:	0	0	0	0	0	0	0
American Indian/Alaskan Native & White:	0	0	0	0	0	0	0
Asian White:	0	0	0	0	0	0	0
Black/African American & White:	0	0	0	0	0	0	0
American Indian/Alaskan Native & Black/African American:	0	0	0	0	0	0	0
Other multi-racial:	0	0	0	0	0	0	0



Asian/Pacific Islander:	0	0	0	0	0	0	0
Hispanic:	0	0	0	0	0	0	0
Total:	0	0	0	0	0	0	0
Female-headed Households:	0		0		0		

Income Category:

	Owner	Renter	Total	Person
Extremely Low	0	0	0	0
Low Mod	0	0	0	0
Moderate	0	0	0	0
Non Low Moderate	0	0	0	0
Total	0	0	0	0
Percent Low/Mod	0.0%	0.0%	0.0%	0.0%

Annual Accomplishments      Accomplishment Narrative

Year	# Benefiting	
2015		0 Final monitoring scheduled, pending, or in progress

UGLG: NUECES COUNTY  
Grant Year: 2015  
Project: 0003 - 2015 CFC

Objective: Create suitable living environments

IDIS Activity: 41028 - 7215115 Nueces County  
Activity to prevent, prepare for, and respond to Coronavirus: No

Outcome: Availability/accessibility

Status: Completed 04/07/2021  
Location:

Matrix Code: Rehab; Single-Unit Residential (14A)

901 Leopard St Rm 303 Corpus Christi, TX 78401-3602

National Objective: LMH

Initial Funding Date: 10/22/2015  
Financing:  
Funded Amount: \$36,025.00  
Net Drawn: \$36,025.00  
Balance: \$0.00

Description:  
In the colonia of Cindy Park and The Ranch, contractor shall install approx. 5,800 l.f. of 6" water line, hydrants, pavement repair, 1 storage tank, 19 water yard service lines,

Proposed Accomplishments:

Housing Units : 15  
 Total Population in Service Area: 0  
 Census Tract Percent Low / Mod: 0.00

Actual Accomplishments:

Number assisted:

	Owner		Renter		Total		Person
	Total	Hispanic	Total	Hispanic	Total	Hispanic	
White:	14	10	0	0	14	10	0
Black/African American:	1	1	0	0	1	1	0
Asian:	0	0	0	0	0	0	0
American Indian/Alaskan Native:	0	0	0	0	0	0	0
Native Hawaiian/Other Pacific Islander:	0	0	0	0	0	0	0
American Indian/Alaskan Native & White:	0	0	0	0	0	0	0
Asian White:	0	0	0	0	0	0	0
Black/African American & White:	0	0	0	0	0	0	0
American Indian/Alaskan Native & Black/African American:	0	0	0	0	0	0	0
Other multi-racial:	0	0	0	0	0	0	0
Asian/Pacific Islander:	0	0	0	0	0	0	0
Hispanic:	0	0	0	0	0	0	0
Total:	15	11	0	0	15	11	0
Female-headed Households:	11		0		11		

Income Category:

	Owner	Renter	Total	Person
Extremely Low	6	0	6	0
Low Mod	6	0	6	0
Moderate	3	0	3	0
Non Low Moderate	0	0	0	0
Total	15	0	15	0
Percent Low/Mod	###	0.0%	100%	0.0%

Annual Accomplishments

Accomplishment Narrative

Year # Benefiting

2015 0 Project is complete. Close out documents pending/received

UGLG: FLATONIA

Grant Year: 2015

Project: 0002 - 2015 ED

Objective: Create economic opportunities

IDIS Activity: 41202 - 7215342 Flatonia

Outcome: Sustainability

Activity to prevent, prepare for, and respond to Coronavirus: No

Status: Completed 02/11/2021

Matrix Code: ED Direct Financial Assistance to For-Profits (18A)

Location:

125 E South Main St Flatonia, TX 78941-5179

National Objective: LMJ

Initial Funding Date: 01/28/2016

Description:

Financing:

This Texas Capital Fund economic development award will provide water, sewer, electrical, and street infrastructure improvements, as well as engineering and administrative services in support of the creation of a travel center facility operated by AMK Properties LLC, in

Funded Amount: \$484,784.59

Net Drawn: \$484,784.59

Balance: \$0.00

Proposed Accomplishments:

Jobs : 32

Total Population in Service Area: 0

Census Tract Percent Low / Mod: 0.00

Actual Accomplishments:

Number assisted:

	Owner		Renter		Total		Person
	Total	Hispanic	Total	Hispanic	Total	Hispanic	
White:	0	0	0	0	0	0	16
Black/African American:	0	0	0	0	0	0	0
Asian:	0	0	0	0	0	0	22
American Indian/Alaskan Native:	0	0	0	0	0	0	0
Native Hawaiian/Other Pacific Islander:	0	0	0	0	0	0	0
American Indian/Alaskan Native & White:	0	0	0	0	0	0	0
Asian White:	0	0	0	0	0	0	0
Black/African American & White:	0	0	0	0	0	0	0
American Indian/Alaskan Native & Black/African American:	0	0	0	0	0	0	0
Other multi-racial:	0	0	0	0	0	0	0
Asian/Pacific Islander:	0	0	0	0	0	0	0

Hispanic:	0	0	0	0	0	0	0
Total:	0	0	0	0	0	0	38
Female-headed Households:	0		0		0		

Income Category:

	Owner	Renter	Total	Person
Extremely Low	0	0	0	19
Low Mod	0	0	0	15
Moderate	0	0	0	1
Non Low Moderate	0	0	0	3
Total	0	0	0	38
Percent Low/Mod	0.0%	0.0%	0.0%	92%

Annual Accomplishments

Accomplishment Narrative

Year # Benefiting

2015 0 Project is complete. Close out documents pending/received

UGLG:

Grant Year: 2015

Project: 0002 - 2015 ED

Objective:

IDIS Activity: 41203 - 7215342 Flatonia

Outcome:

Activity to prevent, prepare for, and respond to Coronavirus: No

Status: Completed 02/11/2021

Matrix Code: General Program Administration (21A)

Location:

National Objective:

Initial Funding Date: 01/28/2016

Description:

Financing:

local admin

Funded Amount: \$50,000.00

Net Drawn: \$50,000.00

Balance: \$0.00

Proposed Accomplishments:

: 0

Total Population in Service Area: 0  
 Census Tract Percent Low / Mod: 0.00

Actual Accomplishments:

Number assisted:

	Owner		Renter		Total		Person
	Total	Hispanic	Total	Hispanic	Total	Hispanic	
White:	0	0	0	0	0	0	0
Black/African American:	0	0	0	0	0	0	0
Asian:	0	0	0	0	0	0	0
American Indian/Alaskan Native:	0	0	0	0	0	0	0
Native Hawaiian/Other Pacific Islander:	0	0	0	0	0	0	0
American Indian/Alaskan Native & White:	0	0	0	0	0	0	0
Asian White:	0	0	0	0	0	0	0
Black/African American & White:	0	0	0	0	0	0	0
American Indian/Alaskan Native & Black/African American:	0	0	0	0	0	0	0
Other multi-racial:	0	0	0	0	0	0	0
Asian/Pacific Islander:	0	0	0	0	0	0	0
Hispanic:	0	0	0	0	0	0	0
Total:	0	0	0	0	0	0	0
Female-headed Households:	0		0		0		

Income Category:

	Owner	Renter	Total	Person
Extremely Low	0	0	0	0
Low Mod	0	0	0	0
Moderate	0	0	0	0
Non Low Moderate	0	0	0	0
Total	0	0	0	0
Percent Low/Mod	0.0%	0.0%	0.0%	0.0%

Annual Accomplishments

Accomplishment Narrative

Year # Benefiting

UGLG: Alma

Grant Year: 2015

Project: 0002 - 2015 ED

Objective: Create economic opportunities

IDIS Activity: 41206 - 7216002 Alma

Outcome: Sustainability

Activity to prevent, prepare for, and respond to Coronavirus: No

Status: Completed 07/07/2021

Matrix Code: ED Direct Financial Assistance to For-Profits (18A)

Location:

104 Interurban Rd Ennis, TX 75119-0758

National Objective: LMJ

Initial Funding Date: 02/04/2016

Description:

Financing:

This Texas Capital Fund economic development award will provide water, sewer and street infrastructure improvements, as well as engineering and administrative services in support of the creation of a general freight facility operated by McElroy Truck Lines, Inc., in Alma,

Funded Amount: \$700,000.00

Net Drawn: \$700,000.00

Balance: \$0.00

Proposed Accomplishments:

Jobs : 30

Total Population in Service Area: 0

Census Tract Percent Low / Mod: 0.00

Actual Accomplishments:

Number assisted:

	Owner		Renter		Total		Person
	Total	Hispanic	Total	Hispanic	Total	Hispanic	
White:	0	0	0	0	0	0	22
Black/African American:	0	0	0	0	0	0	5
Asian:	0	0	0	0	0	0	1
American Indian/Alaskan Native:	0	0	0	0	0	0	2
Native Hawaiian/Other Pacific Islander:	0	0	0		0	0	0
American Indian/Alaskan Native & White:	0	0	0	0	0	0	0
Asian White:	0	0	0	0	0	0	0
Black/African American & White:	0	0	0	0	0	0	0
American Indian/Alaskan Native & Black/African American:	0	0	0	0	0	0	0
Other multi-racial:	0	0	0	0	0	0	0
Asian/Pacific Islander:	0	0	0	0	0	0	0
Hispanic:	0	0	0	0	0	0	0

Total: 0 0 0 0 0 0 30  
 Female-headed Households: 0 0 0 0

Income Category:

	Owner	Renter	Total	Person
Extremely Low	0	0	0	8
Low Mod	0	0	0	6
Moderate	0	0	0	8
Non Low Moderate	0	0	0	8
Total	0	0	0	30
Percent Low/Mod	0.0%	0.0%	0.0%	73%

Annual Accomplishments

Accomplishment Narrative

Year # Benefiting  
 2015

0 Project is 76-99% complete

UGLG:

Grant Year: 2015

Project: 0002 - 2015 ED

Objective:

IDIS Activity: 41207 - 7216002 Alma

Outcome:

Activity to prevent, prepare for, and respond to Coronavirus: No

Status: Completed 07/07/2021

Matrix Code: General Program Administration (21A)

Location:

National Objective:

Initial Funding Date: 02/04/2016

Description:

Financing:

local admin

Funded Amount: \$45,000.00

Net Drawn: \$45,000.00

Balance: \$0.00

Proposed Accomplishments:

: 0

Total Population in Service Area: 0

Census Tract Percent Low / Mod: 0.00

Actual Accomplishments:

Number assisted:

	Owner		Renter		Total		Person
	Total	Hispanic	Total	Hispanic	Total	Hispanic	
White:	0	0	0	0	0	0	0
Black/African American:	0	0	0	0	0	0	0
Asian:	0	0	0	0	0	0	0
American Indian/Alaskan Native:	0	0	0	0	0	0	0
Native Hawaiian/Other Pacific Islander:	0	0	0	0	0	0	0
American Indian/Alaskan Native & White:	0	0	0	0	0	0	0
Asian White:	0	0	0	0	0	0	0
Black/African American & White:	0	0	0	0	0	0	0
American Indian/Alaskan Native & Black/African American:	0	0	0	0	0	0	0
Other multi-racial:	0	0	0	0	0	0	0
Asian/Pacific Islander:	0	0	0	0	0	0	0
Hispanic:	0	0	0	0	0	0	0
Total:	0	0	0	0	0	0	0
Female-headed Households:	0		0		0		

Income Category:

	Owner	Renter	Total	Person
Extremely Low	0	0	0	0
Low Mod	0	0	0	0
Moderate	0	0	0	0
Non Low Moderate	0	0	0	0
Total	0	0	0	0
Percent Low/Mod	0.0%	0.0%	0.0%	0.0%

Annual Accomplishments

Accomplishment Narrative

Year # Benefiting  
 UGLG: SMITH COUNTY  
 Grant Year: 2015  
 Project: 0002 - 2015 ED

Objective: Create economic opportunities



IDIS Activity: 41383 - 7216052 Smith County  
 Activity to prevent, prepare for, and respond to Coronavirus: No

Outcome: Sustainability

Status: Completed 05/13/2021

Matrix Code: ED Direct Financial Assistance to For-Profits (18A)

Location:  
 200 E Ferguson St Tyler, TX 75702-5956

National Objective: LMJ

Initial Funding Date: 03/31/2016  
 Financing:  
 Funded Amount: \$686,250.00  
 Net Drawn: \$686,250.00  
 Balance: \$0.00

Description:  
 This Texas Capital Fund economic development award will provide sewer infrastructure improvements, as well as engineering and administrative services in support of the creation of a travel center facility operated by Fikes Wholesale, Inc., in Smith County, TX

Proposed Accomplishments:

Jobs : 40  
 Total Population in Service Area: 0  
 Census Tract Percent Low / Mod: 0.00

Actual Accomplishments:

Number assisted:

	Owner		Renter		Total		Person
	Total	Hispanic	Total	Hispanic	Total	Hispanic	
White:	0	0	0	0	0	0	30
Black/African American:	0	0	0	0	0	0	13
Asian:	0	0	0	0	0	0	0
American Indian/Alaskan Native:	0	0	0	0	0	0	2
Native Hawaiian/Other Pacific Islander:	0	0	0	0	0	0	0
American Indian/Alaskan Native & White:	0	0	0	0	0	0	0
Asian White:	0	0	0	0	0	0	0
Black/African American & White:	0	0	0	0	0	0	0
American Indian/Alaskan Native & Black/African American:	0	0	0	0	0	0	0
Other multi-racial:	0	0	0	0	0	0	1
Asian/Pacific Islander:	0	0	0	0	0	0	0
Hispanic:	0	0	0	0	0	0	0
Total:	0	0	0	0	0	0	46

Female-headed Households: 0 0 0

Income Category:

	Owner	Renter	Total	Person
Extremely Low	0	0	0	12
Low Mod	0	0	0	15
Moderate	0	0	0	12
Non Low Moderate	0	0	0	7
Total	0	0	0	46
Percent Low/Mod	0.0%	0.0%	0.0%	85%

Annual Accomplishments Accomplishment Narrative

Year # Benefiting  
2015

0 Construction contract executed

UGLG:

Grant Year: 2015

Project: 0002 - 2015 ED

Objective:

IDIS Activity: 41384 - 7216052 Smith County

Outcome:

Activity to prevent, prepare for, and respond to Coronavirus: No

Status: Completed 05/13/2021

Matrix Code: General Program Administration (21A)

Location:

National Objective:

Initial Funding Date: 03/31/2016

Description:

Financing:

local admin

Funded Amount: \$45,000.00

Net Drawn: \$45,000.00

Balance: \$0.00

Proposed Accomplishments:

: 0

Total Population in Service Area: 0

Census Tract Percent Low / Mod: 0.00

Actual Accomplishments:

Number assisted:

	Owner		Renter		Total		Person
	Total	Hispanic	Total	Hispanic	Total	Hispanic	
White:	0	0	0	0	0	0	0
Black/African American:	0	0	0	0	0	0	0
Asian:	0	0	0	0	0	0	0
American Indian/Alaskan Native:	0	0	0	0	0	0	0
Native Hawaiian/Other Pacific Islander:	0	0	0	0	0	0	0
American Indian/Alaskan Native & White:	0	0	0	0	0	0	0
Asian White:	0	0	0	0	0	0	0
Black/African American & White:	0	0	0	0	0	0	0
American Indian/Alaskan Native & Black/African American:	0	0	0	0	0	0	0
Other multi-racial:	0	0	0	0	0	0	0
Asian/Pacific Islander:	0	0	0	0	0	0	0
Hispanic:	0	0	0	0	0	0	0
Total:	0	0	0	0	0	0	0
Female-headed Households:	0		0		0		

Income Category:

	Owner	Renter	Total	Person
Extremely Low	0	0	0	0
Low Mod	0	0	0	0
Moderate	0	0	0	0
Non Low Moderate	0	0	0	0
Total	0	0	0	0
Percent Low/Mod	0.0%	0.0%	0.0%	0.0%

Annual Accomplishments

Accomplishment Narrative

Year # Benefiting

UGLG: BANDERA

Grant Year: 2015

Project: 0002 - 2015 ED

Objective: Create economic opportunities

IDIS Activity: 41432 - 7216072 Bandera

Outcome: Sustainability

Activity to prevent, prepare for, and respond to Coronavirus: No

Status: Completed 06/28/2021

Location:

PO Box 896 Bandera, TX 78003-0896

Matrix Code: ED Direct Financial Assistance to For-Profits (18A)

National Objective: LMJ

Initial Funding Date: 04/20/2016

Financing:

Funded Amount: \$199,400.00

Net Drawn: \$199,400.00

Balance: \$0.00

Description:

This Texas Capital Fund economic development award will provide water, sewer and street infrastructure improvements, as well as engineering and administrative services in support of the creation of a hotel and shopping center facility operated by Main Street Shops and

Proposed Accomplishments:

Jobs : 9

Total Population in Service Area: 0

Census Tract Percent Low / Mod: 0.00

Actual Accomplishments:

Number assisted:

	Owner		Renter		Total		Person
	Total	Hispanic	Total	Hispanic	Total	Hispanic	
White:	0	0	0	0	0	0	9
Black/African American:	0	0	0	0	0	0	0
Asian:	0	0	0	0	0	0	0
American Indian/Alaskan Native:	0	0	0	0	0	0	1
Native Hawaiian/Other Pacific Islander:	0	0	0		0	0	0
American Indian/Alaskan Native & White:	0	0	0	0	0	0	2
Asian White:	0	0	0	0	0	0	0
Black/African American & White:	0	0	0	0	0	0	0
American Indian/Alaskan Native & Black/African American:	0	0	0	0	0	0	0
Other multi-racial:	0	0	0	0	0	0	0
Asian/Pacific Islander:	0	0	0	0	0	0	0
Hispanic:	0	0	0	0	0	0	0
Total:	0	0	0	0	0	0	12
Female-headed Households:	0		0		0		

Income Category:

	Owner	Renter	Total	Person
Extremely Low	0	0	0	9
Low Mod	0	0	0	3
Moderate	0	0	0	0
Non Low Moderate	0	0	0	0
Total	0	0	0	12
Percent Low/Mod	0.0%	0.0%	0.0%	100%

Annual Accomplishments Accomplishment Narrative

Year # Benefiting

2015 0 Project is 76-99% complete

UGLG:

Grant Year: 2015

Project: 0002 - 2015 ED

Objective:

IDIS Activity: 41433 - 7216072 Bandera

Outcome:

Activity to prevent, prepare for, and respond to Coronavirus: No

Status: Completed 05/26/2021

Matrix Code: General Program Administration (21A)

Location:

National Objective:

Initial Funding Date: 04/20/2016

Description:

Financing:

local admin

Funded Amount: \$1,105.00

Net Drawn: \$1,105.00

Balance: \$0.00

Proposed Accomplishments:

: 0

Total Population in Service Area: 0

Census Tract Percent Low / Mod: 0.00

Actual Accomplishments:

Number assisted:

	Owner		Renter		Total		Person
	Total	Hispanic	Total	Hispanic	Total	Hispanic	
White:	0	0	0	0	0	0	0
Black/African American:	0	0	0	0	0	0	0
Asian:	0	0	0	0	0	0	0
American Indian/Alaskan Native:	0	0	0	0	0	0	0
Native Hawaiian/Other Pacific Islander:	0	0	0	0	0	0	0
American Indian/Alaskan Native & White:	0	0	0	0	0	0	0
Asian White:	0	0	0	0	0	0	0
Black/African American & White:	0	0	0	0	0	0	0
American Indian/Alaskan Native & Black/African American:	0	0	0	0	0	0	0
Other multi-racial:	0	0	0	0	0	0	0
Asian/Pacific Islander:	0	0	0	0	0	0	0
Hispanic:	0	0	0	0	0	0	0
Total:	0	0	0	0	0	0	0
Female-headed Households:	0		0		0		

Income Category:

	Owner	Renter	Total	Person
Extremely Low	0	0	0	0
Low Mod	0	0	0	0
Moderate	0	0	0	0
Non Low Moderate	0	0	0	0
Total	0	0	0	0
Percent Low/Mod	0.0%	0.0%	0.0%	0.0%

Annual Accomplishments

Accomplishment Narrative

Year # Benefiting

UGLG:

Grant Year: 2015

Project: 0214 - 2014/2015 ED PI

Objective:

IDIS Activity: 41434 - 7216072 Bandera

Outcome:

Activity to prevent, prepare for, and respond to Coronavirus: No

Status: Completed 06/28/2021

Matrix Code: General Program Administration (21A)

Location:

National Objective:

Initial Funding Date: 04/20/2016  
 Financing:  
 Funded Amount: \$0.00  
 Net Drawn: \$0.00  
 Balance: \$0.00

Description:  
local admin

Proposed Accomplishments:

: 0  
 Total Population in Service Area: 0  
 Census Tract Percent Low / Mod: 0.00

Actual Accomplishments:

Number assisted:

	Owner		Renter		Total		Person
	Total	Hispanic	Total	Hispanic	Total	Hispanic	
White:	0	0	0	0	0	0	0
Black/African American:	0	0	0	0	0	0	0
Asian:	0	0	0	0	0	0	0
American Indian/Alaskan Native:	0	0	0	0	0	0	0
Native Hawaiian/Other Pacific Islander:	0	0	0	0	0	0	0
American Indian/Alaskan Native & White:	0	0	0	0	0	0	0
Asian White:	0	0	0	0	0	0	0
Black/African American & White:	0	0	0	0	0	0	0
American Indian/Alaskan Native & Black/African American:	0	0	0	0	0	0	0
Other multi-racial:	0	0	0	0	0	0	0
Asian/Pacific Islander:	0	0	0	0	0	0	0
Hispanic:	0	0	0	0	0	0	0
Total:	0	0	0	0	0	0	0
Female-headed Households:	0		0		0		

Income Category:

Owner	Renter	Total	Person
-------	--------	-------	--------

Extremely Low	0	0	0	0
Low Mod	0	0	0	0
Moderate	0	0	0	0
Non Low Moderate	0	0	0	0
Total	0	0	0	0
Percent Low/Mod	0.0%	0.0%	0.0%	0.0%

Annual Accomplishments      Accomplishment Narrative

Year      # Benefiting

UGLG:      HIDALGO COUNTY

Grant Year:      2015

Project:      0006 - 2015 CSH

Objective:      Create suitable living environments

IDIS Activity:      41636 - 7216003 Hidalgo County

Outcome:      Sustainability

Activity to prevent, prepare for, and respond to Coronavirus:      No

Status:      Completed      08/19/2021

Matrix Code:      Other Public Services Not Listed in 05A-05Y, 03T (05Z)

Location:

100 E Cano St      Edinburg, TX 78539-4582

National Objective:      LMA

Initial Funding Date:      08/18/2016

Financing:

Funded Amount:      \$25,854.93

Net Drawn:      \$25,854.93

Balance:      \$0.00

Description:

Contractor shall carry out the following activities in the Hidalgo County Colonia Self Help Center (SHC) service area colonias of Whitewing Subdivision, Roadrunner #2, Linda Vista Estates, Muniz and Carlos Acres as identified in its 2016 Colonia SHC Program Proposal.

Proposed Accomplishments:

People (General) :      1,838

Total Population in Service Area:      1,838

Census Tract Percent Low / Mod:      64.30

Actual Accomplishments:

Number assisted:

Owner		Renter		Total		Person
Total	Hispanic	Total	Hispanic	Total	Hispanic	



White:	0	0	0	0	0	0	0
Black/African American:	0	0	0	0	0	0	0
Asian:	0	0	0	0	0	0	0
American Indian/Alaskan Native:	0	0	0	0	0	0	0
Native Hawaiian/Other Pacific Islander:	0	0	0	0	0	0	0
American Indian/Alaskan Native & White:	0	0	0	0	0	0	0
Asian White:	0	0	0	0	0	0	0
Black/African American & White:	0	0	0	0	0	0	0
American Indian/Alaskan Native & Black/African American:	0	0	0	0	0	0	0
Other multi-racial:	0	0	0	0	0	0	0
Asian/Pacific Islander:	0	0	0	0	0	0	0
Hispanic:	0	0	0	0	0	0	0
Total:	0	0	0	0	0	0	0
Female-headed Households:	0		0		0		0

Income Category:

	Owner	Renter	Total	Person
Extremely Low	0	0	0	0
Low Mod	0	0	0	0
Moderate	0	0	0	0
Non Low Moderate	0	0	0	0
Total	0	0	0	0
Percent Low/Mod	0.0%	0.0%	0.0%	0.0%

Annual Accomplishments

Accomplishment Narrative

Year # Benefiting  
2016

0 Contractor shall carry out the following activities in the Hidalgo County Colonia Self Help Center (SHC) service area colonias of Whitewing Subdivision, Roadrunner #2, Linda Vista

UGLG: HIDALGO COUNTY

Grant Year: 2015

Project: 0006 - 2015 CSH

Objective: Provide decent affordable housing

IDIS Activity: 41637 - 7216003 Hidalgo County

Outcome: Affordability

Activity to prevent, prepare for, and respond to Coronavirus: No

Status: Completed 08/19/2021

Matrix Code: Construction of Housing (12)

Location:

100 E Cano St Edinburg, TX 78539-4582

National Objective: LMH

Initial Funding Date: 08/18/2016  
 Financing:  
 Funded Amount: \$315,000.00  
 Net Drawn: \$315,000.00  
 Balance: \$0.00

Description:  
 Contractor shall carry out the following activities in the Hidalgo County Colonia Self Help Center (SHC) service area colonias of Whitewing Subdivision, Roadrunner #2, Linda Vista Estates, Muniz and Carlos Acres as identified in its 2016 Colonia SHC Program Proposal.

Proposed Accomplishments:  
 Housing Units : 7  
 Total Population in Service Area: 0  
 Census Tract Percent Low / Mod: 0.00

Actual Accomplishments:

Number assisted:

	Owner		Renter		Total		Person
	Total	Hispanic	Total	Hispanic	Total	Hispanic	
White:	7	7	0	0	7	7	0
Black/African American:	0	0	0	0	0	0	0
Asian:	0	0	0	0	0	0	0
American Indian/Alaskan Native:	0	0	0	0	0	0	0
Native Hawaiian/Other Pacific Islander:	0	0	0	0	0	0	0
American Indian/Alaskan Native & White:	0	0	0	0	0	0	0
Asian White:	0	0	0	0	0	0	0
Black/African American & White:	0	0	0	0	0	0	0
American Indian/Alaskan Native & Black/African American:	0	0	0	0	0	0	0
Other multi-racial:	0	0	0	0	0	0	0
Asian/Pacific Islander:	0	0	0	0	0	0	0
Hispanic:	0	0	0	0	0	0	0
Total:	7	7	0	0	7	7	0
Female-headed Households:	0		0		0		

Income Category:

	Owner	Renter	Total	Person
Extremely Low	1	0	1	0
Low Mod	5	0	5	0

Moderate	1	0	1	0
Non Low Moderate	0	0	0	0
Total	7	0	7	0
Percent Low/Mod	###	0.0%	100%	0.0%

Annual Accomplishments

Accomplishment Narrative

Year # Benefiting  
2016

0 Contractor shall carry out the following activities in the Hidalgo County Colonia Self Help Center (SHC) service area colonias of Whitewing Subdivision, Roadrunner #2, Linda Vista

UGLG:

Grant Year: 2015

Project: 0006 - 2015 CSH

Objective:

IDIS Activity: 41638 - 7216003 Hidalgo County

Outcome:

Activity to prevent, prepare for, and respond to Coronavirus: No

Status: Completed 08/19/2021

Matrix Code: General Program Administration (21A)

Location:

National Objective:

Initial Funding Date: 08/18/2016

Description:

Financing:

local administration

Funded Amount: \$26,313.80

Net Drawn: \$26,313.80

Balance: \$0.00

Proposed Accomplishments:

: 0

Total Population in Service Area: 0

Census Tract Percent Low / Mod: 0.00

Actual Accomplishments:

Number assisted:

White:	Owner		Renter		Total		Person
	Total	Hispanic	Total	Hispanic	Total	Hispanic	
	0	0	0	0	0	0	0

Black/African American:	0	0	0	0	0	0	0
Asian:	0	0	0	0	0	0	0
American Indian/Alaskan Native:	0	0	0	0	0	0	0
Native Hawaiian/Other Pacific Islander:	0	0	0	0	0	0	0
American Indian/Alaskan Native & White:	0	0	0	0	0	0	0
Asian White:	0	0	0	0	0	0	0
Black/African American & White:	0	0	0	0	0	0	0
American Indian/Alaskan Native & Black/African American:	0	0	0	0	0	0	0
Other multi-racial:	0	0	0	0	0	0	0
Asian/Pacific Islander:	0	0	0	0	0	0	0
Hispanic:	0	0	0	0	0	0	0
Total:	0	0	0	0	0	0	0
Female-headed Households:	0		0		0		

Income Category:

	Owner	Renter	Total	Person
Extremely Low	0	0	0	0
Low Mod	0	0	0	0
Moderate	0	0	0	0
Non Low Moderate	0	0	0	0
Total	0	0	0	0
Percent Low/Mod	0.0%	0.0%	0.0%	0.0%

Annual Accomplishments

Accomplishment Narrative

Year # Benefiting  
 UGLG: WEBB COUNTY  
 Grant Year: 2015

Project: 0006 - 2015 CSH

Objective: Provide decent affordable housing

IDIS Activity: 41641 - 7216013 Webb County

Outcome: Affordability

Activity to prevent, prepare for, and respond to Coronavirus: No

Status: Canceled 08/19/2021

Matrix Code: Rehab; Single-Unit Residential (14A)

Location:

1000 Houston St Laredo, TX 78040-8017

National Objective: LMH

Initial Funding Date: 08/18/2016  
 Financing:  
 Funded Amount: \$0.00  
 Net Drawn: \$0.00  
 Balance: \$0.00

Description:  
 Contractor shall carry out the following activities in the Webb County Colonia Self-Help Center (SHC) service area colonias of Los Altos, San Carlos I & II, Ranchitos 359 East, and Pueblo Nuevo.

Proposed Accomplishments:  
 Households (General) : 3  
 Total Population in Service Area: 0  
 Census Tract Percent Low / Mod: 0.00

Actual Accomplishments:

Number assisted:

	Owner		Renter		Total		Person
	Total	Hispanic	Total	Hispanic	Total	Hispanic	
White:	0	0	0	0	0	0	0
Black/African American:	0	0	0	0	0	0	0
Asian:	0	0	0	0	0	0	0
American Indian/Alaskan Native:	0	0	0	0	0	0	0
Native Hawaiian/Other Pacific Islander:	0	0	0	0	0	0	0
American Indian/Alaskan Native & White:	0	0	0	0	0	0	0
Asian White:	0	0	0	0	0	0	0
Black/African American & White:	0	0	0	0	0	0	0
American Indian/Alaskan Native & Black/African American:	0	0	0	0	0	0	0
Other multi-racial:	0	0	0	0	0	0	0
Asian/Pacific Islander:	0	0	0	0	0	0	0
Hispanic:	0	0	0	0	0	0	0
Total:	0	0	0	0	0	0	0
Female-headed Households:	0		0		0		

Income Category:

	Owner	Renter	Total	Person
Extremely Low	0	0	0	0
Low Mod	0	0	0	0
Moderate	0	0	0	0
Non Low Moderate	0	0	0	0

Total 0 0 0 0  
 Percent Low/Mod 0.0% 0.0% 0.0% 0.0%

Annual Accomplishments Accomplishment Narrative

Year # Benefiting

2016 0 Contractor shall carry out the following activities in the Webb County Colonia Self-Help Center (SHC) service area colonias of Los Altos, San Carlos I & II, Ranchitos 359 East, and

UGLG: WEBB COUNTY

Grant Year: 2015

Project: 0006 - 2015 CSH

Objective: Create suitable living environments

IDIS Activity: 41642 - 7216013 Webb County

Outcome: Affordability

Activity to prevent, prepare for, and respond to Coronavirus: No

Status: Completed 08/19/2021

Matrix Code: Construction of Housing (12)

Location:

1000 Houston St Laredo, TX 78040-8017

National Objective: LMH

Initial Funding Date: 08/18/2016

Description:

Financing:

Contractor shall carry out the following activities in the Webb County Colonia Self-Help Center (SHC) service area colonias of Los Altos, San Carlos I & II, Ranchitos 359 East, and Pueblo Nuevo.

Funded Amount: \$226,600.00

Net Drawn: \$226,600.00

Balance: \$0.00

Proposed Accomplishments:

Housing Units : 13

Total Population in Service Area: 0

Census Tract Percent Low / Mod: 0.00

Actual Accomplishments:

Number assisted:

	Owner		Renter		Total		
	Total	Hispanic	Total	Hispanic	Total	Hispanic	Person
White:	1	1	0	0	1	1	0
Black/African American:	0	0	0	0	0	0	0
Asian:	0	0	0	0	0	0	0

American Indian/Alaskan Native:	0	0	0	0	0	0	0
Native Hawaiian/Other Pacific Islander:	0	0	0	0	0	0	0
American Indian/Alaskan Native & White:	0	0	0	0	0	0	0
Asian White:	0	0	0	0	0	0	0
Black/African American & White:	0	0	0	0	0	0	0
American Indian/Alaskan Native & Black/African American:	0	0	0	0	0	0	0
Other multi-racial:	0	0	0	0	0	0	0
Asian/Pacific Islander:	0	0	0	0	0	0	0
Hispanic:	0	0	0	0	0	0	0
Total:	1	1	0	0	1	1	0
Female-headed Households:	0		0		0		

Income Category:

	Owner	Renter	Total	Person
Extremely Low	1	0	1	0
Low Mod	0	0	0	0
Moderate	0	0	0	0
Non Low Moderate	0	0	0	0
Total	1	0	1	0
Percent Low/Mod	###	0.0%	100%	0.0%

Annual Accomplishments

Accomplishment Narrative

Year # Benefiting  
2016

0 Contractor shall carry out the following activities in the Webb County Colonia Self-Help Center (SHC) service area colonias of Los Altos, San Carlos I & II, Ranchitos 359 East, and

UGLG: WEBB COUNTY

Grant Year: 2015

Project: 0006 - 2015 CSH

Objective: Create suitable living environments

IDIS Activity: 41643 - 7216013 Webb County

Outcome: Sustainability

Activity to prevent, prepare for, and respond to Coronavirus: No

Status: Completed 08/19/2021

Matrix Code: Other Public Services Not Listed in 05A-05Y, 03T (05Z)

Location:

1000 Houston St Laredo, TX 78040-8017

National Objective: LMA

Initial Funding Date: 08/18/2016

Description:

Financing:  
 Funded Amount: \$80,000.00  
 Net Drawn: \$80,000.00  
 Balance: \$0.00

Contractor shall carry out the following activities in the Webb County Colonia Self-Help Center (SHC) service area colonias of Los Altos, San Carlos I & II, Ranchitos 359 East, and Pueblo Nuevo.

Proposed Accomplishments:  
 People (General) : 1,886  
 Total Population in Service Area: 1,886  
 Census Tract Percent Low / Mod: 100.00

Actual Accomplishments:

Number assisted:

	Owner		Renter		Total		Person
	Total	Hispanic	Total	Hispanic	Total	Hispanic	
White:	0	0	0	0	0	0	0
Black/African American:	0	0	0	0	0	0	0
Asian:	0	0	0	0	0	0	0
American Indian/Alaskan Native:	0	0	0	0	0	0	0
Native Hawaiian/Other Pacific Islander:	0	0	0	0	0	0	0
American Indian/Alaskan Native & White:	0	0	0	0	0	0	0
Asian White:	0	0	0	0	0	0	0
Black/African American & White:	0	0	0	0	0	0	0
American Indian/Alaskan Native & Black/African American:	0	0	0	0	0	0	0
Other multi-racial:	0	0	0	0	0	0	0
Asian/Pacific Islander:	0	0	0	0	0	0	0
Hispanic:	0	0	0	0	0	0	0
Total:	0	0	0	0	0	0	0
Female-headed Households:	0		0		0		

Income Category:

	Owner	Renter	Total	Person
Extremely Low	0	0	0	0
Low Mod	0	0	0	0
Moderate	0	0	0	0
Non Low Moderate	0	0	0	0
Total	0	0	0	0



Percent Low/Mod 0.0% 0.0% 0.0% 0.0%

Annual Accomplishments Accomplishment Narrative

Year # Benefiting

2016 0 Contractor shall carry out the following activities in the Webb County Colonia Self-Help Center (SHC) service area colonias of Los Altos, San Carlos I & II, Ranchitos 359 East, and

UGLG:

Grant Year: 2015

Project: 0006 - 2015 CSH

Objective:

IDIS Activity: 41644 - 7216013 Webb County

Outcome:

Activity to prevent, prepare for, and respond to Coronavirus: No

Status: Completed 08/19/2021

Matrix Code: General Program Administration (21A)

Location:

National Objective:

Initial Funding Date: 08/18/2016

Description:

Financing:

local administration

Funded Amount: \$4,172.00

Net Drawn: \$4,172.00

Balance: \$0.00

Proposed Accomplishments:

: 0

Total Population in Service Area: 0

Census Tract Percent Low / Mod: 0.00

Actual Accomplishments:

Number assisted:

	Owner		Renter		Total		
	Total	Hispanic	Total	Hispanic	Total	Hispanic	Person
White:	0	0	0	0	0	0	0
Black/African American:	0	0	0	0	0	0	0
Asian:	0	0	0	0	0	0	0
American Indian/Alaskan Native:	0	0	0	0	0	0	0

Native Hawaiian/Other Pacific Islander:	0	0	0	0	0	0	0
American Indian/Alaskan Native & White:	0	0	0	0	0	0	0
Asian White:	0	0	0	0	0	0	0
Black/African American & White:	0	0	0	0	0	0	0
American Indian/Alaskan Native & Black/African American:	0	0	0	0	0	0	0
Other multi-racial:	0	0	0	0	0	0	0
Asian/Pacific Islander:	0	0	0	0	0	0	0
Hispanic:	0	0	0	0	0	0	0
Total:	0	0	0	0	0	0	0
Female-headed Households:	0		0		0		

Income Category:

	Owner	Renter	Total	Person
Extremely Low	0	0	0	0
Low Mod	0	0	0	0
Moderate	0	0	0	0
Non Low Moderate	0	0	0	0
Total	0	0	0	0
Percent Low/Mod	0.0%	0.0%	0.0%	0.0%

Annual Accomplishments

Accomplishment Narrative

Year # Benefiting  
 UGLG: BEE COUNTY  
 Grant Year: 2015  
 Project: 0003 - 2015 CFC

Objective: Create suitable living environments

IDIS Activity: 41889 - 7216015 Bee County  
 Activity to prevent, prepare for, and respond to Coronavirus: No

Outcome: Availability/accessibility

Status: Completed 03/16/2021  
 Location:

Matrix Code: Rehab; Single-Unit Residential (14A)

105 W Corpus Christi St Beeville, TX 78102-5635

National Objective: LMH

Initial Funding Date: 10/27/2016  
 Financing:  
 Funded Amount: \$256,200.00

Description:  
 In the colonias of Blue Berry Hill, Salazar Heights, First-Third Streets, Old Houston Highway, Wofford Road, Hilltop Ranch, and Hidden Acres, Contractor shall install twenty

Net Drawn: \$256,200.00  
 Balance: \$0.00

(20) onsite septic facilities (OSSF), mitigate all existing septic systems, rehabilitate seven

Proposed Accomplishments:

Housing Units : 18  
 Total Population in Service Area: 0  
 Census Tract Percent Low / Mod: 0.00

Actual Accomplishments:

Number assisted:

	Owner		Renter		Total		Person
	Total	Hispanic	Total	Hispanic	Total	Hispanic	
White:	15	15	0	0	15	15	0
Black/African American:	1	0	0	0	1	0	0
Asian:	0	0	0	0	0	0	0
American Indian/Alaskan Native:	0	0	0	0	0	0	0
Native Hawaiian/Other Pacific Islander:	0	0	0	0	0	0	0
American Indian/Alaskan Native & White:	0	0	0	0	0	0	0
Asian White:	0	0	0	0	0	0	0
Black/African American & White:	0	0	0	0	0	0	0
American Indian/Alaskan Native & Black/African American:	0	0	0	0	0	0	0
Other multi-racial:	2	2	0	0	2	2	0
Asian/Pacific Islander:	0	0	0	0	0	0	0
Hispanic:	0	0	0	0	0	0	0
Total:	20	17	0	0	20	17	0
Female-headed Households:	8		0		8		

Income Category:

	Owner	Renter	Total	Person
Extremely Low	7	0	7	0
Low Mod	3	0	3	0
Moderate	8	0	8	0
Non Low Moderate	0	0	0	0
Total	18	0	18	0
Percent Low/Mod	###	0.0%	100%	0.0%

Annual Accomplishments      Accomplishment Narrative

Year # Benefiting  
 2015 0 Project is complete - Close out documents pending/received

UGLG: BEE COUNTY

Grant Year: 2015

Project: 0003 - 2015 CFC

Objective: Create suitable living environments

IDIS Activity: 41890 - 7216015 Bee County

Outcome: Availability/accessibility

Activity to prevent, prepare for, and respond to Coronavirus: No

Status: Completed 03/16/2021

Matrix Code: Water/Sewer Improvements (03J)

Location:

105 W Corpus Christi St Beeville, TX 78102-5635

National Objective: LMA

Initial Funding Date: 10/27/2016

Financing:

Funded Amount: \$68,126.34

Net Drawn: \$68,126.34

Balance: \$0.00

Description:

In the colonias of Blue Berry Hill, Salazar Heights, First-Third Streets, Old Houston Highway, Wofford Road, Hilltop Ranch, and Hidden Acres, Contractor shall install twenty (20) onsite septic facilities (OSSF), mitigate all existing septic systems, rehabilitate seven

Proposed Accomplishments:

People (General) : 278

Total Population in Service Area: 278

Census Tract Percent Low / Mod: 53.60

Actual Accomplishments:

Number assisted:

	Owner		Renter		Total		Person
	Total	Hispanic	Total	Hispanic	Total	Hispanic	
White:	0	0	0	0	0	0	0
Black/African American:	0	0	0	0	0	0	0
Asian:	0	0	0	0	0	0	0
American Indian/Alaskan Native:	0	0	0	0	0	0	0
Native Hawaiian/Other Pacific Islander:	0	0	0	0	0	0	0
American Indian/Alaskan Native & White:	0	0	0	0	0	0	0
Asian White:	0	0	0	0	0	0	0

Black/African American & White:	0	0	0	0	0	0	0
American Indian/Alaskan Native & Black/African American:	0	0	0	0	0	0	0
Other multi-racial:	0	0	0	0	0	0	0
Asian/Pacific Islander:	0	0	0	0	0	0	0
Hispanic:	0	0	0	0	0	0	0
Total:	0	0	0	0	0	0	0
Female-headed Households:	0		0		0		

Income Category:

	Owner	Renter	Total	Person
Extremely Low	0	0	0	0
Low Mod	0	0	0	0
Moderate	0	0	0	0
Non Low Moderate	0	0	0	0
Total	0	0	0	0
Percent Low/Mod	0.0%	0.0%	0.0%	0.0%

Annual Accomplishments

Accomplishment Narrative  
 Year # Benefiting  
 2015 0 Project is complete - Close out documents pending/received

UGLG:  
 Grant Year: 2015  
 Project: 0003 - 2015 CFC

Objective:

IDIS Activity: 41891 - 7216015 Bee County  
 Activity to prevent, prepare for, and respond to Coronavirus: No

Outcome:

Status: Completed 03/16/2021  
 Location:

Matrix Code: General Program Administration (21A)

National Objective:

Initial Funding Date: 10/27/2016  
 Financing:  
 Funded Amount: \$48,287.58  
 Net Drawn: \$48,287.58

Description:  
 local admin

Balance: \$0.00

Proposed Accomplishments:

: 0  
 Total Population in Service Area: 0  
 Census Tract Percent Low / Mod: 0.00

Actual Accomplishments:

Number assisted:

	Owner		Renter		Total		Person
	Total	Hispanic	Total	Hispanic	Total	Hispanic	
White:	0	0	0	0	0	0	0
Black/African American:	0	0	0	0	0	0	0
Asian:	0	0	0	0	0	0	0
American Indian/Alaskan Native:	0	0	0	0	0	0	0
Native Hawaiian/Other Pacific Islander:	0	0	0	0	0	0	0
American Indian/Alaskan Native & White:	0	0	0	0	0	0	0
Asian White:	0	0	0	0	0	0	0
Black/African American & White:	0	0	0	0	0	0	0
American Indian/Alaskan Native & Black/African American:	0	0	0	0	0	0	0
Other multi-racial:	0	0	0	0	0	0	0
Asian/Pacific Islander:	0	0	0	0	0	0	0
Hispanic:	0	0	0	0	0	0	0
Total:	0	0	0	0	0	0	0
Female-headed Households:	0		0		0		

Income Category:

	Owner	Renter	Total	Person
Extremely Low	0	0	0	0
Low Mod	0	0	0	0
Moderate	0	0	0	0
Non Low Moderate	0	0	0	0
Total	0	0	0	0
Percent Low/Mod	0.0%	0.0%	0.0%	0.0%

Annual Accomplishments	Accomplishment Narrative
Year	# Benefiting

UGLG: NASH  
 Grant Year: 2015  
 Project: 0046 - 2015 ED-PI

Objective: Create economic opportunities

IDIS Activity: 42828 - 7217062 Nash  
 Activity to prevent, prepare for, and respond to Coronavirus: No

Outcome: Sustainability

Status: Completed 01/22/2021  
 Location:  
 PO Box 520 Nash, TX 75569-0520

Matrix Code: ED Direct Financial Assistance to For-Profits (18A)

National Objective: LMA

Initial Funding Date: 11/14/2017  
 Financing:  
 Funded Amount: \$306,026.00  
 Net Drawn: \$306,026.00  
 Balance: \$0.00

Description:  
 This Texas Capital Fund economic development award will provide street infrastructure improvements, as well as engineering and administrative services in support of the creation of a farm and garden supply facility operated by Atwood Distributing L.P., in

Proposed Accomplishments:  
 Businesses : 0  
 Total Population in Service Area: 41  
 Census Tract Percent Low / Mod: 51.20

Actual Accomplishments:

Number assisted:

	Owner		Renter		Total		Person
	Total	Hispanic	Total	Hispanic	Total	Hispanic	
White:	0	0	0	0	0	0	0
Black/African American:	0	0	0	0	0	0	0
Asian:	0	0	0	0	0	0	0
American Indian/Alaskan Native:	0	0	0	0	0	0	0
Native Hawaiian/Other Pacific Islander:	0	0	0	0	0	0	0
American Indian/Alaskan Native & White:	0	0	0	0	0	0	0
Asian White:	0	0	0	0	0	0	0
Black/African American & White:	0	0	0	0	0	0	0
American Indian/Alaskan Native & Black/African American:	0	0	0	0	0	0	0

Other multi-racial:	0	0	0	0	0	0	0
Asian/Pacific Islander:	0	0	0	0	0	0	0
Hispanic:	0	0	0	0	0	0	0
Total:	0	0	0	0	0	0	0
Female-headed Households:	0		0		0		

Income Category:

	Owner	Renter	Total	Person
Extremely Low	0	0	0	0
Low Mod	0	0	0	0
Moderate	0	0	0	0
Non Low Moderate	0	0	0	0
Total	0	0	0	0
Percent Low/Mod	0.0%	0.0%	0.0%	0.0%

Annual Accomplishments	Accomplishment Narrative
Year	# Benefiting
2015	0 Project is 76-99% complete

UGLG:

Grant Year: 2015

Project: 0046 - 2015 ED-PI

Objective:

IDIS Activity: 42829 - 7217062 Nash

Outcome:

Activity to prevent, prepare for, and respond to Coronavirus: No

Status: Completed 01/22/2021

Matrix Code: General Program Administration (21A)

Location:

National Objective:

, -

Initial Funding Date: 11/14/2017

Description:

Financing:

local admin

Funded Amount: \$50,000.00

Net Drawn: \$50,000.00

Balance: \$0.00



Proposed Accomplishments:

: 0

Total Population in Service Area: 0

Census Tract Percent Low / Mod: 0.00

Actual Accomplishments:

Number assisted:

	Owner		Renter		Total		Person
	Total	Hispanic	Total	Hispanic	Total	Hispanic	
White:	0	0	0	0	0	0	0
Black/African American:	0	0	0	0	0	0	0
Asian:	0	0	0	0	0	0	0
American Indian/Alaskan Native:	0	0	0	0	0	0	0
Native Hawaiian/Other Pacific Islander:	0	0	0	0	0	0	0
American Indian/Alaskan Native & White:	0	0	0	0	0	0	0
Asian White:	0	0	0	0	0	0	0
Black/African American & White:	0	0	0	0	0	0	0
American Indian/Alaskan Native & Black/African American:	0	0	0	0	0	0	0
Other multi-racial:	0	0	0	0	0	0	0
Asian/Pacific Islander:	0	0	0	0	0	0	0
Hispanic:	0	0	0	0	0	0	0
Total:	0	0	0	0	0	0	0
Female-headed Households:	0		0		0		

Income Category:

	Owner	Renter	Total	Person
Extremely Low	0	0	0	0
Low Mod	0	0	0	0
Moderate	0	0	0	0
Non Low Moderate	0	0	0	0
Total	0	0	0	0
Percent Low/Mod	0.0%	0.0%	0.0%	0.0%

Annual Accomplishments

Accomplishment Narrative

Year # Benefiting

UGLG:

Grant Year: 2015

Project: 0001 - 2016 CD

Objective:

IDIS Activity: 43008 - 7217379 Premont

Outcome:

Activity to prevent, prepare for, and respond to Coronavirus: No

Status: Completed 08/11/2021

Matrix Code: General Program Administration (21A)

Location:

National Objective:

Initial Funding Date: 12/12/2017

Description:

Financing:

local admin

Funded Amount: \$0.00

Net Drawn: \$0.00

Balance: \$0.00

Proposed Accomplishments:

: 0

Total Population in Service Area: 0

Census Tract Percent Low / Mod: 0.00

Actual Accomplishments:

Number assisted:

	Owner		Renter		Total		Person
	Total	Hispanic	Total	Hispanic	Total	Hispanic	
White:	0	0	0	0	0	0	0
Black/African American:	0	0	0	0	0	0	0
Asian:	0	0	0	0	0	0	0
American Indian/Alaskan Native:	0	0	0	0	0	0	0
Native Hawaiian/Other Pacific Islander:	0	0	0	0	0	0	0
American Indian/Alaskan Native & White:	0	0	0	0	0	0	0
Asian White:	0	0	0	0	0	0	0
Black/African American & White:	0	0	0	0	0	0	0
American Indian/Alaskan Native & Black/African American:	0	0	0	0	0	0	0
Other multi-racial:	0	0	0	0	0	0	0
Asian/Pacific Islander:	0	0	0	0	0	0	0

Hispanic:	0	0	0	0	0	0	0
Total:	0	0	0	0	0	0	0
Female-headed Households:	0		0		0		

Income Category:

	Owner	Renter	Total	Person
Extremely Low	0	0	0	0
Low Mod	0	0	0	0
Moderate	0	0	0	0
Non Low Moderate	0	0	0	0
Total	0	0	0	0
Percent Low/Mod	0.0%	0.0%	0.0%	0.0%

Annual Accomplishments

Accomplishment Narrative

Year # Benefiting

UGLG: LYFORD

Grant Year: 2015

Project: 0192 - 2015 CEF

Objective: Provide decent affordable housing

IDIS Activity: 43929 - 7218018 Lyford

Outcome: Affordability

Activity to prevent, prepare for, and respond to Coronavirus: No

Status: Open

Matrix Code: Health Facilities (03P)

Location:

PO Box 310 Lyford, TX 78569-0310

National Objective: LMA

Initial Funding Date: 12/14/2018

Financing:

Funded Amount: \$465,000.00

Net Drawn: \$465,000.00

Balance: \$0.00

Description:

Construct rural health clinic in Lyford, Texas

Proposed Accomplishments:

People (General) : 2,620

Total Population in Service Area: 2,620

Census Tract Percent Low / Mod: 66.20

Actual Accomplishments:

Number assisted:

	Owner		Renter		Total		Person
	Total	Hispanic	Total	Hispanic	Total	Hispanic	
White:	0	0	0	0	0	0	0
Black/African American:	0	0	0	0	0	0	0
Asian:	0	0	0	0	0	0	0
American Indian/Alaskan Native:	0	0	0	0	0	0	0
Native Hawaiian/Other Pacific Islander:	0	0	0	0	0	0	0
American Indian/Alaskan Native & White:	0	0	0	0	0	0	0
Asian White:	0	0	0	0	0	0	0
Black/African American & White:	0	0	0	0	0	0	0
American Indian/Alaskan Native & Black/African American:	0	0	0	0	0	0	0
Other multi-racial:	0	0	0	0	0	0	0
Asian/Pacific Islander:	0	0	0	0	0	0	0
Hispanic:	0	0	0	0	0	0	0
Total:	0	0	0	0	0	0	0
Female-headed Households:	0		0		0		

Income Category:

	Owner	Renter	Total	Person
Extremely Low	0	0	0	0
Low Mod	0	0	0	0
Moderate	0	0	0	0
Non Low Moderate	0	0	0	0
Total	0	0	0	0
Percent Low/Mod	0.0%	0.0%	0.0%	0.0%

Annual Accomplishments

Accomplishment Narrative

Year # Benefiting

2018 0 CDBG contract prepared and routed for approval

UGLG:

Grant Year: 2015

Project: 0192 - 2015 CEF

Objective:

IDIS Activity: 43932 - 7218008 Hamilton

Outcome:

Activity to prevent, prepare for, and respond to Coronavirus: No

Status: Completed 08/09/2021

Matrix Code: General Program Administration (21A)

Location:

National Objective:

Initial Funding Date: 12/14/2018

Description:

Financing:

local admin

Funded Amount: \$50,000.00

Net Drawn: \$50,000.00

Balance: \$0.00

Proposed Accomplishments:

: 0

Total Population in Service Area: 0

Census Tract Percent Low / Mod: 0.00

Actual Accomplishments:

Number assisted:

	Owner		Renter		Total		Person
	Total	Hispanic	Total	Hispanic	Total	Hispanic	
White:	0	0	0	0	0	0	0
Black/African American:	0	0	0	0	0	0	0
Asian:	0	0	0	0	0	0	0
American Indian/Alaskan Native:	0	0	0	0	0	0	0
Native Hawaiian/Other Pacific Islander:	0	0	0	0	0	0	0
American Indian/Alaskan Native & White:	0	0	0	0	0	0	0
Asian White:	0	0	0	0	0	0	0
Black/African American & White:	0	0	0	0	0	0	0
American Indian/Alaskan Native & Black/African American:	0	0	0	0	0	0	0
Other multi-racial:	0	0	0	0	0	0	0
Asian/Pacific Islander:	0	0	0	0	0	0	0
Hispanic:	0	0	0	0	0	0	0

Total: 0 0 0 0 0 0 0  
 Female-headed Households: 0 0 0 0 0 0 0

Income Category:

	Owner	Renter	Total	Person
Extremely Low	0	0	0	0
Low Mod	0	0	0	0
Moderate	0	0	0	0
Non Low Moderate	0	0	0	0
Total	0	0	0	0
Percent Low/Mod	0.0%	0.0%	0.0%	0.0%

Annual Accomplishments

Accomplishment Narrative

Year # Benefiting

UGLG:

Grant Year: 2015

Project: 0192 - 2015 CEF

Objective:

IDIS Activity: 43933 - 7218028 Webb County

Outcome:

Activity to prevent, prepare for, and respond to Coronavirus: No

Status: Completed 08/09/2021

Matrix Code: General Program Administration (21A)

Location:

National Objective:

Initial Funding Date: 12/14/2018

Description:

Financing:

local admin

Funded Amount: \$10,000.00

Net Drawn: \$10,000.00

Balance: \$0.00

Proposed Accomplishments:

: 0

Total Population in Service Area: 0

Census Tract Percent Low / Mod: 0.00

Actual Accomplishments:

Number assisted:

	Owner		Renter		Total		Person
	Total	Hispanic	Total	Hispanic	Total	Hispanic	
White:	0	0	0	0	0	0	0
Black/African American:	0	0	0	0	0	0	0
Asian:	0	0	0	0	0	0	0
American Indian/Alaskan Native:	0	0	0	0	0	0	0
Native Hawaiian/Other Pacific Islander:	0	0	0	0	0	0	0
American Indian/Alaskan Native & White:	0	0	0	0	0	0	0
Asian White:	0	0	0	0	0	0	0
Black/African American & White:	0	0	0	0	0	0	0
American Indian/Alaskan Native & Black/African American:	0	0	0	0	0	0	0
Other multi-racial:	0	0	0	0	0	0	0
Asian/Pacific Islander:	0	0	0	0	0	0	0
Hispanic:	0	0	0	0	0	0	0
Total:	0	0	0	0	0	0	0
Female-headed Households:	0		0		0		

Income Category:

	Owner	Renter	Total	Person
Extremely Low	0	0	0	0
Low Mod	0	0	0	0
Moderate	0	0	0	0
Non Low Moderate	0	0	0	0
Total	0	0	0	0
Percent Low/Mod	0.0%	0.0%	0.0%	0.0%

Annual Accomplishments

Accomplishment Narrative

Year # Benefiting  
 UGLG: WEBB COUNTY  
 Grant Year: 2015  
 Project: 0192 - 2015 CEF

Objective: Create suitable living environments

IDIS Activity: 43934 - 7218028 Webb County

Outcome: Availability/accessibility

Activity to prevent, prepare for, and respond to Coronavirus: No

Status: Completed 08/10/2021

Matrix Code: Health Facilities (03P)

Location:

1000 Houston St Laredo, TX 78040-8017

National Objective: LMA

Initial Funding Date: 12/14/2018

Description:

Financing:

Construction of public health facility in Bruni, Texas

Funded Amount: \$138,656.48

Net Drawn: \$138,656.48

Balance: \$0.00

Proposed Accomplishments:

People (General) : 0

Total Population in Service Area: 14,120

Census Tract Percent Low / Mod: 63.50

Actual Accomplishments:

Number assisted:

	Owner		Renter		Total		Person
	Total	Hispanic	Total	Hispanic	Total	Hispanic	
White:	0	0	0	0	0	0	0
Black/African American:	0	0	0	0	0	0	0
Asian:	0	0	0	0	0	0	0
American Indian/Alaskan Native:	0	0	0	0	0	0	0
Native Hawaiian/Other Pacific Islander:	0	0	0	0	0	0	0
American Indian/Alaskan Native & White:	0	0	0	0	0	0	0
Asian White:	0	0	0	0	0	0	0
Black/African American & White:	0	0	0	0	0	0	0
American Indian/Alaskan Native & Black/African American:	0	0	0	0	0	0	0
Other multi-racial:	0	0	0	0	0	0	0
Asian/Pacific Islander:	0	0	0	0	0	0	0
Hispanic:	0	0	0	0	0	0	0
Total:	0	0	0	0	0	0	0
Female-headed Households:	0		0		0		



Income Category:

	Owner	Renter	Total	Person
Extremely Low	0	0	0	0
Low Mod	0	0	0	0
Moderate	0	0	0	0
Non Low Moderate	0	0	0	0
Total	0	0	0	0
Percent Low/Mod	0.0%	0.0%	0.0%	0.0%

Annual Accomplishments

Accomplishment Narrative

Year # Benefiting  
2021 0 \$0.00

UGLG: UVALDE COUNTY

Grant Year: 2015

Project: 0003 - 2015 CFC

Objective: Create suitable living environments

IDIS Activity: 43960 - 7218145 Uvalde County

Outcome: Sustainability

Activity to prevent, prepare for, and respond to Coronavirus: No

Status: Open

Matrix Code: Rehab; Single-Unit Residential (14A)

Location:

100 N Getty St Uvalde, TX 78801-5257

National Objective: LMH

Initial Funding Date: 01/17/2019

Description:

Financing:

first-time sewer and sewer improvements in the Flores colonia

Funded Amount: \$50,309.70

Net Drawn: \$50,309.70

Balance: \$0.00

Proposed Accomplishments:

Housing Units : 14

Total Population in Service Area: 0

Census Tract Percent Low / Mod: 0.00

Actual Accomplishments:

Number assisted:

	Owner		Renter		Total		Person
	Total	Hispanic	Total	Hispanic	Total	Hispanic	
White:	0	0	0	0	0	0	0
Black/African American:	0	0	0	0	0	0	0
Asian:	0	0	0	0	0	0	0
American Indian/Alaskan Native:	0	0	0	0	0	0	0
Native Hawaiian/Other Pacific Islander:	0	0	0	0	0	0	0
American Indian/Alaskan Native & White:	0	0	0	0	0	0	0
Asian White:	0	0	0	0	0	0	0
Black/African American & White:	0	0	0	0	0	0	0
American Indian/Alaskan Native & Black/African American:	0	0	0	0	0	0	0
Other multi-racial:	0	0	0	0	0	0	0
Asian/Pacific Islander:	0	0	0	0	0	0	0
Hispanic:	0	0	0	0	0	0	0
Total:	0	0	0	0	0	0	0
Female-headed Households:	0		0		0		

Income Category:

	Owner	Renter	Total	Person
Extremely Low	0	0	0	0
Low Mod	0	0	0	0
Moderate	0	0	0	0
Non Low Moderate	0	0	0	0
Total	0	0	0	0
Percent Low/Mod	0.0%	0.0%	0.0%	0.0%

Annual Accomplishments

Accomplishment Narrative

Year	# Benefiting	Accomplishment Narrative
2018		0 procurement of professional services underway / complete
UGLG:		CAMERON COUNTY
Grant Year:		2015
Project:		0006 - 2015 CSH
IDIS Activity:		44150 - 7217003 Cameron County
Activity to prevent, prepare for, and respond to Coronavirus:		No

Objective: Create suitable living environments

Outcome: Availability/accessibility

Status: Open

Matrix Code: Other Public Services Not Listed in 05A-05Y, 03T (05Z)

Location:

1100 E Monroe St Brownsville, TX 78520-5883

National Objective: LMA

Initial Funding Date: 01/04/2019

Description:

Financing:

Homeownership and Instructional Classes Contractor shall operate one (1) tool library and maintain and purchase tools as necessary to provide tools for home construction and improvement for the benefit of property owners in colonias.

Funded Amount: \$36,323.87

Net Drawn: \$11,719.73

Balance: \$24,604.14

Proposed Accomplishments:

People (General) : 15,740

Total Population in Service Area: 15,740

Census Tract Percent Low / Mod: 73.00

Actual Accomplishments:

Number assisted:

	Owner		Renter		Total		Person
	Total	Hispanic	Total	Hispanic	Total	Hispanic	
White:	0	0	0	0	0	0	0
Black/African American:	0	0	0	0	0	0	0
Asian:	0	0	0	0	0	0	0
American Indian/Alaskan Native:	0	0	0	0	0	0	0
Native Hawaiian/Other Pacific Islander:	0	0	0	0	0	0	0
American Indian/Alaskan Native & White:	0	0	0	0	0	0	0
Asian White:	0	0	0	0	0	0	0
Black/African American & White:	0	0	0	0	0	0	0
American Indian/Alaskan Native & Black/African American:	0	0	0	0	0	0	0
Other multi-racial:	0	0	0	0	0	0	0
Asian/Pacific Islander:	0	0	0	0	0	0	0
Hispanic:	0	0	0	0	0	0	0
Total:	0	0	0	0	0	0	0
Female-headed Households:	0		0		0		

Income Category:

	Owner	Renter	Total	Person
Extremely Low	0	0	0	0
Low Mod	0	0	0	0
Moderate	0	0	0	0
Non Low Moderate	0	0	0	0
Total	0	0	0	0
Percent Low/Mod	0.0%	0.0%	0.0%	0.0%

Annual Accomplishments

Accomplishment Narrative

Year # Benefiting

UGLG: CAMERON COUNTY

Grant Year: 2015

Project: 0006 - 2015 CSH

Objective: Provide decent affordable housing

IDIS Activity: 44151 - 7217003 Cameron County

Outcome: Affordability

Activity to prevent, prepare for, and respond to Coronavirus: No

Status: Open

Matrix Code: Construction of Housing (12)

Location:

1100 E Monroe St Brownsville, TX 78520-5883

National Objective: LMH

Initial Funding Date: 01/04/2019

Financing:

Funded Amount: \$502,504.22

Net Drawn: \$502,504.22

Balance: \$0.00

Description:

Contractor shall conduct twenty-four (24) reconstructions of housing units through the self-help non-profit for residents of the Colonia SHC service area at an average cost of fifty thousand dollars (\$50,000).

Proposed Accomplishments:

Housing Units : 0

Total Population in Service Area: 0

Census Tract Percent Low / Mod: 0.00

Actual Accomplishments:

Number assisted:

Owner

Renter

Total

	Total	Hispanic	Total	Hispanic	Total	Hispanic	Person
White:	0	0	0	0	0	0	0
Black/African American:	0	0	0	0	0	0	0
Asian:	0	0	0	0	0	0	0
American Indian/Alaskan Native:	0	0	0	0	0	0	0
Native Hawaiian/Other Pacific Islander:	0	0	0	0	0	0	0
American Indian/Alaskan Native & White:	0	0	0	0	0	0	0
Asian White:	0	0	0	0	0	0	0
Black/African American & White:	0	0	0	0	0	0	0
American Indian/Alaskan Native & Black/African American:	0	0	0	0	0	0	0
Other multi-racial:	0	0	0	0	0	0	0
Asian/Pacific Islander:	0	0	0	0	0	0	0
Hispanic:	0	0	0	0	0	0	0
Total:	0	0	0	0	0	0	0
Female-headed Households:	0		0		0		

Income Category:

	Owner	Renter	Total	Person
Extremely Low	0	0	0	0
Low Mod	0	0	0	0
Moderate	0	0	0	0
Non Low Moderate	0	0	0	0
Total	0	0	0	0
Percent Low/Mod	0.0%	0.0%	0.0%	0.0%

Annual Accomplishments

Accomplishment Narrative

Year # Benefiting

UGLG:

Grant Year: 2015

Project: 0001 - 2015 CD

Objective:

IDIS Activity: 44277 - 7218379 Port Lavaca

Outcome:

Activity to prevent, prepare for, and respond to Coronavirus: No

Status: Completed 05/13/2021

Matrix Code: General Program Administration (21A)

Location:

, -

National Objective:

Initial Funding Date: 01/22/2019  
 Financing:  
 Funded Amount: \$25,338.00  
 Net Drawn: \$25,338.00  
 Balance: \$0.00

Description:  
local admin

Proposed Accomplishments:

: 0

Total Population in Service Area: 0

Census Tract Percent Low / Mod: 0.00

Actual Accomplishments:

Number assisted:

	Owner		Renter		Total		Person
	Total	Hispanic	Total	Hispanic	Total	Hispanic	
White:	0	0	0	0	0	0	0
Black/African American:	0	0	0	0	0	0	0
Asian:	0	0	0	0	0	0	0
American Indian/Alaskan Native:	0	0	0	0	0	0	0
Native Hawaiian/Other Pacific Islander:	0	0	0	0	0	0	0
American Indian/Alaskan Native & White:	0	0	0	0	0	0	0
Asian White:	0	0	0	0	0	0	0
Black/African American & White:	0	0	0	0	0	0	0
American Indian/Alaskan Native & Black/African American:	0	0	0	0	0	0	0
Other multi-racial:	0	0	0	0	0	0	0
Asian/Pacific Islander:	0	0	0	0	0	0	0
Hispanic:	0	0	0	0	0	0	0
Total:	0	0	0	0	0	0	0
Female-headed Households:	0		0		0		

Income Category:

	Owner	Renter	Total	Person
Extremely Low	0	0	0	0
Low Mod	0	0	0	0

Moderate	0	0	0	0
Non Low Moderate	0	0	0	0
Total	0	0	0	0
Percent Low/Mod	0.0%	0.0%	0.0%	0.0%

Annual Accomplishments Accomplishment Narrative

Year # Benefiting  
 UGLG: PORT LAVACA  
 Grant Year: 2015  
 Project: 0001 - 2015 CD

Objective: Create suitable living environments

IDIS Activity: 44278 - 7218379 Port Lavaca  
 Activity to prevent, prepare for, and respond to Coronavirus: No

Outcome: Sustainability

Status: Completed 04/07/2021  
 Location:

Matrix Code: Water/Sewer Improvements (03J)

202 N Virginia St Port Lavaca, TX 77979-3431

National Objective: LMA

Initial Funding Date: 01/22/2019  
 Financing:  
 Funded Amount: \$234,889.70  
 Net Drawn: \$234,889.70  
 Balance: \$0.00

Description:  
 Contractor shall pipeburst two thousand nine hundred twenty linear feet (2,920 l.f.) of six-inch (6") and eight-inch (8")

Proposed Accomplishments:

People (General) : 88  
 Total Population in Service Area: 88  
 Census Tract Percent Low / Mod: 84.00

Actual Accomplishments:

Number assisted:

	Owner		Renter		Total		
	Total	Hispanic	Total	Hispanic	Total	Hispanic	Person
White:	0	0	0	0	0	0	0
Black/African American:	0	0	0	0	0	0	0

Asian:	0	0	0	0	0	0	0
American Indian/Alaskan Native:	0	0	0	0	0	0	0
Native Hawaiian/Other Pacific Islander:	0	0	0	0	0	0	0
American Indian/Alaskan Native & White:	0	0	0	0	0	0	0
Asian White:	0	0	0	0	0	0	0
Black/African American & White:	0	0	0	0	0	0	0
American Indian/Alaskan Native & Black/African American:	0	0	0	0	0	0	0
Other multi-racial:	0	0	0	0	0	0	0
Asian/Pacific Islander:	0	0	0	0	0	0	0
Hispanic:	0	0	0	0	0	0	0
Total:	0	0	0	0	0	0	0
Female-headed Households:	0		0		0		

Income Category:

	Owner	Renter	Total	Person
Extremely Low	0	0	0	0
Low Mod	0	0	0	0
Moderate	0	0	0	0
Non Low Moderate	0	0	0	0
Total	0	0	0	0
Percent Low/Mod	0.0%	0.0%	0.0%	0.0%

Annual Accomplishments

Accomplishment Narrative

Year	# Benefiting
2018	0 construction bidding and award in progress

UGLG: ROBSTOWN

Grant Year: 2015

Project: 0196 - 2015 FAST

Objective: Create suitable living environments

IDIS Activity: 44924 - 7219216 Robstown

Outcome: Sustainability

Activity to prevent, prepare for, and respond to Coronavirus: No

Status: Open

Matrix Code: Fire Station/Equipment (030)

Location:

101 E Main Ave Robstown, TX 78380-3347

National Objective: LMA



Initial Funding Date: 09/10/2019  
 Financing:  
 Funded Amount: \$500,000.00  
 Net Drawn: \$497,700.00  
 Balance: \$2,300.00

Description:  
 Contractor shall purchase one ambulance and one (1) pumper fire truck.  
 The vehicles will be housed at 514 and 518 E.  
 Avenue B, Robstown.

Proposed Accomplishments:  
 People (General) : 12,105  
 Total Population in Service Area: 12,105  
 Census Tract Percent Low / Mod: 58.00

Actual Accomplishments:

Number assisted:

	Owner		Renter		Total		Person
	Total	Hispanic	Total	Hispanic	Total	Hispanic	
White:	0	0	0	0	0	0	0
Black/African American:	0	0	0	0	0	0	0
Asian:	0	0	0	0	0	0	0
American Indian/Alaskan Native:	0	0	0	0	0	0	0
Native Hawaiian/Other Pacific Islander:	0	0	0	0	0	0	0
American Indian/Alaskan Native & White:	0	0	0	0	0	0	0
Asian White:	0	0	0	0	0	0	0
Black/African American & White:	0	0	0	0	0	0	0
American Indian/Alaskan Native & Black/African American:	0	0	0	0	0	0	0
Other multi-racial:	0	0	0	0	0	0	0
Asian/Pacific Islander:	0	0	0	0	0	0	0
Hispanic:	0	0	0	0	0	0	0
Total:	0	0	0	0	0	0	0
Female-headed Households:	0		0		0		

Income Category:

	Owner	Renter	Total	Person
Extremely Low	0	0	0	0
Low Mod	0	0	0	0
Moderate	0	0	0	0
Non Low Moderate	0	0	0	0

Total 0 0 0 0  
 Percent Low/Mod 0.0% 0.0% 0.0% 0.0%

Annual Accomplishments Accomplishment Narrative

Year # Benefiting

UGLG:

Grant Year: 2015

Project: 0289 - 2014 FAST

Objective:

IDIS Activity: 44925 - 7219226 Rosebud

Outcome:

Activity to prevent, prepare for, and respond to Coronavirus: No

Status: Completed 08/09/2021

Matrix Code: General Program Administration (21A)

Location:

National Objective:

Initial Funding Date: 09/10/2019

Description:

Financing:

local admin

Funded Amount: \$0.00

Net Drawn: \$0.00

Balance: \$0.00

Proposed Accomplishments:

: 0

Total Population in Service Area: 0

Census Tract Percent Low / Mod: 0.00

Actual Accomplishments:

Number assisted:

	Owner		Renter		Total		
	Total	Hispanic	Total	Hispanic	Total	Hispanic	Person
White:	0	0	0	0	0	0	0
Black/African American:	0	0	0	0	0	0	0
Asian:	0	0	0	0	0	0	0
American Indian/Alaskan Native:	0	0	0	0	0	0	0

Native Hawaiian/Other Pacific Islander:	0	0	0	0	0	0	0
American Indian/Alaskan Native & White:	0	0	0	0	0	0	0
Asian White:	0	0	0	0	0	0	0
Black/African American & White:	0	0	0	0	0	0	0
American Indian/Alaskan Native & Black/African American:	0	0	0	0	0	0	0
Other multi-racial:	0	0	0	0	0	0	0
Asian/Pacific Islander:	0	0	0	0	0	0	0
Hispanic:	0	0	0	0	0	0	0
Total:	0	0	0	0	0	0	0
Female-headed Households:	0		0		0		

Income Category:

	Owner	Renter	Total	Person
Extremely Low	0	0	0	0
Low Mod	0	0	0	0
Moderate	0	0	0	0
Non Low Moderate	0	0	0	0
Total	0	0	0	0
Percent Low/Mod	0.0%	0.0%	0.0%	0.0%

Annual Accomplishments

Accomplishment Narrative

Year: UGLG: Grant Year: Project: IDIS Activity: Activity to prevent, prepare for, and respond to Coronavirus: Status: Location: PO Box 657 Rosebud, TX 76570-0657

# Benefiting: ROSEBUD 2015 0196 - 2015 FAST

Objective: Create suitable living environments

Outcome: Sustainability

Matrix Code: Fire Station/Equipment (030)

National Objective: LMA

Initial Funding Date: 09/10/2019

Financing: Funded Amount: \$439,229.82

Description: Contractor shall purchase one (1) pumper fire truck. The vehicle will be housed at 217 W.

Net Drawn: \$439,229.82  
 Balance: \$0.00

Avenue D, Rosebud.

Proposed Accomplishments:

People (General) : 1,355  
 Total Population in Service Area: 1,355  
 Census Tract Percent Low / Mod: 52.40

Actual Accomplishments:

Number assisted:

	Owner		Renter		Total		Person
	Total	Hispanic	Total	Hispanic	Total	Hispanic	
White:	0	0	0	0	0	0	0
Black/African American:	0	0	0	0	0	0	0
Asian:	0	0	0	0	0	0	0
American Indian/Alaskan Native:	0	0	0	0	0	0	0
Native Hawaiian/Other Pacific Islander:	0	0	0	0	0	0	0
American Indian/Alaskan Native & White:	0	0	0	0	0	0	0
Asian White:	0	0	0	0	0	0	0
Black/African American & White:	0	0	0	0	0	0	0
American Indian/Alaskan Native & Black/African American:	0	0	0	0	0	0	0
Other multi-racial:	0	0	0	0	0	0	0
Asian/Pacific Islander:	0	0	0	0	0	0	0
Hispanic:	0	0	0	0	0	0	0
Total:	0	0	0	0	0	0	0
Female-headed Households:	0		0		0		

Income Category:

	Owner	Renter	Total	Person
Extremely Low	0	0	0	0
Low Mod	0	0	0	0
Moderate	0	0	0	0
Non Low Moderate	0	0	0	0
Total	0	0	0	0
Percent Low/Mod	0.0%	0.0%	0.0%	0.0%

Annual Accomplishments      Accomplishment Narrative

Year # Benefiting  
2021 0 \$0.00

UGLG: SEADRIFT

Grant Year: 2015

Project: 0289 - 2014 FAST

Objective: Create suitable living environments

IDIS Activity: 44928 - 7219236 Seadrift

Outcome: Sustainability

Activity to prevent, prepare for, and respond to Coronavirus: No

Status: Completed 06/29/2021

Matrix Code: Fire Station/Equipment (030)

Location:

PO Box 159 Seadrift, TX 77983-0159

National Objective: LMA

Initial Funding Date: 09/10/2019

Financing:

Funded Amount: \$0.00

Net Drawn: \$0.00

Balance: \$0.00

Description:

Contractor shall purchase one (1) fire rescue commandlight rescue vehicle, one (1) vehicle extrication rescue set, and four (4) self-contained breathing apparatus (SCBAs).

The vehicle and equipment will be housed at 102 E.

Proposed Accomplishments:

People (General) : 1,535

Total Population in Service Area: 1,535

Census Tract Percent Low / Mod: 56.60

Actual Accomplishments:

Number assisted:

	Owner		Renter		Total		Person
	Total	Hispanic	Total	Hispanic	Total	Hispanic	
White:	0	0	0	0	0	0	0
Black/African American:	0	0	0	0	0	0	0
Asian:	0	0	0	0	0	0	0
American Indian/Alaskan Native:	0	0	0	0	0	0	0
Native Hawaiian/Other Pacific Islander:	0	0	0	0	0	0	0
American Indian/Alaskan Native & White:	0	0	0	0	0	0	0
Asian White:	0	0	0	0	0	0	0

Black/African American & White:	0	0	0	0	0	0	0
American Indian/Alaskan Native & Black/African American:	0	0	0	0	0	0	0
Other multi-racial:	0	0	0	0	0	0	0
Asian/Pacific Islander:	0	0	0	0	0	0	0
Hispanic:	0	0	0	0	0	0	0
Total:	0	0	0	0	0	0	0
Female-headed Households:	0		0		0		

Income Category:

	Owner	Renter	Total	Person
Extremely Low	0	0	0	0
Low Mod	0	0	0	0
Moderate	0	0	0	0
Non Low Moderate	0	0	0	0
Total	0	0	0	0
Percent Low/Mod	0.0%	0.0%	0.0%	0.0%

Annual Accomplishments

Accomplishment Narrative

Year # Benefiting  
2021 0 \$0.00

UGLG:  
Grant Year: 2015  
Project: 0289 - 2014 FAST

Objective:

IDIS Activity: 44929 - 7219246 Spur  
Activity to prevent, prepare for, and respond to Coronavirus: No

Outcome:

Status: Completed 04/30/2021  
Location:

Matrix Code: General Program Administration (21A)

National Objective:

Initial Funding Date: 09/10/2019  
Financing:  
Funded Amount: \$0.00  
Net Drawn: \$0.00

Description:  
local admin

Balance: \$0.00

Proposed Accomplishments:

: 0

Total Population in Service Area: 0

Census Tract Percent Low / Mod: 0.00

Actual Accomplishments:

Number assisted:

	Owner		Renter		Total		Person
	Total	Hispanic	Total	Hispanic	Total	Hispanic	
White:	0	0	0	0	0	0	0
Black/African American:	0	0	0	0	0	0	0
Asian:	0	0	0	0	0	0	0
American Indian/Alaskan Native:	0	0	0	0	0	0	0
Native Hawaiian/Other Pacific Islander:	0	0	0	0	0	0	0
American Indian/Alaskan Native & White:	0	0	0	0	0	0	0
Asian White:	0	0	0	0	0	0	0
Black/African American & White:	0	0	0	0	0	0	0
American Indian/Alaskan Native & Black/African American:	0	0	0	0	0	0	0
Other multi-racial:	0	0	0	0	0	0	0
Asian/Pacific Islander:	0	0	0	0	0	0	0
Hispanic:	0	0	0	0	0	0	0
Total:	0	0	0	0	0	0	0
Female-headed Households:	0		0		0		

Income Category:

	Owner	Renter	Total	Person
Extremely Low	0	0	0	0
Low Mod	0	0	0	0
Moderate	0	0	0	0
Non Low Moderate	0	0	0	0
Total	0	0	0	0
Percent Low/Mod	0.0%	0.0%	0.0%	0.0%

Annual Accomplishments

Accomplishment Narrative

Year # Benefiting

UGLG: CITY OF SPUR  
 Grant Year: 2015  
 Project: 0289 - 2014 FAST

Objective: Create suitable living environments

IDIS Activity: 44930 - 7219246 Spur  
 Activity to prevent, prepare for, and respond to Coronavirus: No

Outcome: Sustainability

Status: Completed 04/06/2021  
 Location:

Matrix Code: Fire Station/Equipment (030)

402 N. Burlington St. Spur, TX 79370-2420

National Objective: LMA

Initial Funding Date: 09/10/2019  
 Financing:  
 Funded Amount: \$0.00  
 Net Drawn: \$0.00  
 Balance: \$0.00

Description:  
 Contractor shall purchase one (1) brush truck, one (1) vehicle extrication set and four (4) self-contained breathing apparatus (SCBAs).  
 The vehicle and equipment will be located at 100 S.

Proposed Accomplishments:

People (General) : 965  
 Total Population in Service Area: 965  
 Census Tract Percent Low / Mod: 55.40

Actual Accomplishments:

Number assisted:

	Owner		Renter		Total		Person
	Total	Hispanic	Total	Hispanic	Total	Hispanic	
White:	0	0	0	0	0	0	0
Black/African American:	0	0	0	0	0	0	0
Asian:	0	0	0	0	0	0	0
American Indian/Alaskan Native:	0	0	0	0	0	0	0
Native Hawaiian/Other Pacific Islander:	0	0	0	0	0	0	0
American Indian/Alaskan Native & White:	0	0	0	0	0	0	0
Asian White:	0	0	0	0	0	0	0
Black/African American & White:	0	0	0	0	0	0	0
American Indian/Alaskan Native & Black/African American:	0	0	0	0	0	0	0



Other multi-racial:	0	0	0	0	0	0	0
Asian/Pacific Islander:	0	0	0	0	0	0	0
Hispanic:	0	0	0	0	0	0	0
Total:	0	0	0	0	0	0	0
Female-headed Households:	0		0		0		

Income Category:

	Owner	Renter	Total	Person
Extremely Low	0	0	0	0
Low Mod	0	0	0	0
Moderate	0	0	0	0
Non Low Moderate	0	0	0	0
Total	0	0	0	0
Percent Low/Mod	0.0%	0.0%	0.0%	0.0%

Annual Accomplishments

Accomplishment Narrative

Year # Benefiting

2020 0 \$0.00

UGLG: Eagle Pass

Grant Year: 2015

Project: 0199 - 2016/2015 CD-PI

Objective: Create suitable living environments

IDIS Activity: 45177 - 7216141 Eagle Pass

Outcome: Sustainability

Activity to prevent, prepare for, and respond to Coronavirus: No

Status: Completed 01/22/2021

Matrix Code: Parks, Recreational Facilities (03F)

Location:

100 S Monroe St Eagle Pass, TX 78852-4830

National Objective: LMA

Initial Funding Date: 10/24/2019

Financing:

Funded Amount: \$184,327.03

Net Drawn: \$184,327.03

Balance: \$0.00

Description:

Contractor shall construct an approximately 15,000 s.f. metal building to include sports flooring, bleachers, walking trail, parking, and associated appurtenances.

Proposed Accomplishments:

People (General) : 0

Total Population in Service Area: 936

Census Tract Percent Low / Mod: 69.40

Actual Accomplishments:

Number assisted:

	Owner		Renter		Total		Person
	Total	Hispanic	Total	Hispanic	Total	Hispanic	
White:	0	0	0	0	0	0	0
Black/African American:	0	0	0	0	0	0	0
Asian:	0	0	0	0	0	0	0
American Indian/Alaskan Native:	0	0	0	0	0	0	0
Native Hawaiian/Other Pacific Islander:	0	0	0	0	0	0	0
American Indian/Alaskan Native & White:	0	0	0	0	0	0	0
Asian White:	0	0	0	0	0	0	0
Black/African American & White:	0	0	0	0	0	0	0
American Indian/Alaskan Native & Black/African American:	0	0	0	0	0	0	0
Other multi-racial:	0	0	0	0	0	0	0
Asian/Pacific Islander:	0	0	0	0	0	0	0
Hispanic:	0	0	0	0	0	0	0
Total:	0	0	0	0	0	0	0
Female-headed Households:	0		0		0		

Income Category:

	Owner	Renter	Total	Person
Extremely Low	0	0	0	0
Low Mod	0	0	0	0
Moderate	0	0	0	0
Non Low Moderate	0	0	0	0
Total	0	0	0	0
Percent Low/Mod	0.0%	0.0%	0.0%	0.0%

Annual Accomplishments

Accomplishment Narrative

Year # Benefiting

UGLG: HAMILTON

Grant Year: 2015

Project: 0192 - 2015 CEF

Objective: Create suitable living environments

IDIS Activity: 46068 - 7218008 Hamilton

Outcome: Availability/accessibility

Activity to prevent, prepare for, and respond to Coronavirus: No

Status: Completed 07/15/2021

Matrix Code: Fire Station/Equipment (030)

Location:

200 E Main St Hamilton, TX 76531-1920

National Objective: URG

Initial Funding Date: 06/15/2020

Description:

Financing:

Contractor shall purchase three (3) ambulances, three (3) cardiac monitors, two (2) power stretchers, five (5) automated chest compression devices, five (5) video laryngoscopy, and all associated appurtenances.

Funded Amount: \$445,037.11

Net Drawn: \$445,037.11

Balance: \$0.00

Proposed Accomplishments:

People (General) : 17,055

Total Population in Service Area: 0

Census Tract Percent Low / Mod: 0.00

Actual Accomplishments:

Number assisted:

	Owner		Renter		Total		Person
	Total	Hispanic	Total	Hispanic	Total	Hispanic	
White:	0	0	0	0	0	0	0
Black/African American:	0	0	0	0	0	0	0
Asian:	0	0	0	0	0	0	0
American Indian/Alaskan Native:	0	0	0	0	0	0	0
Native Hawaiian/Other Pacific Islander:	0	0	0	0	0	0	0
American Indian/Alaskan Native & White:	0	0	0	0	0	0	0
Asian White:	0	0	0	0	0	0	0
Black/African American & White:	0	0	0	0	0	0	0
American Indian/Alaskan Native & Black/African American:	0	0	0	0	0	0	0
Other multi-racial:	0	0	0	0	0	0	0
Asian/Pacific Islander:	0	0	0	0	0	0	0

Hispanic:	0	0	0	0	0	0	0
Total:	0	0	0	0	0	0	0
Female-headed Households:	0		0		0		

Income Category:

	Owner	Renter	Total	Person
Extremely Low	0	0	0	0
Low Mod	0	0	0	0
Moderate	0	0	0	0
Non Low Moderate	0	0	0	0
Total	0	0	0	0
Percent Low/Mod	0.0%	0.0%	0.0%	0.0%

Annual Accomplishments

Accomplishment Narrative

Year	# Benefiting
2021	17,055

UGLG: ELGIN

Grant Year: 2015

Project: 0002 - 2015 ED

Objective: Create economic opportunities

IDIS Activity: 47471 - 7218012 Elgin

Outcome: Sustainability

Activity to prevent, prepare for, and respond to Coronavirus: No

Status: Canceled 05/04/2021

Matrix Code: ED Direct Financial Assistance to For-Profits (18A)

Location:

PO Box 591 Elgin, TX 78621-0591

National Objective: LMA

Initial Funding Date: 12/15/2020

Financing:

Funded Amount: \$0.00

Net Drawn: \$0.00

Balance: \$0.00

Description:

This Texas Capital Fund economic development award will provide water and sewer infrastructure improvements, as well as engineering and administrative services in support of the creation of a skilled nursing facility developed and owned by Elgin Endeavors NH

Proposed Accomplishments:

Businesses : 0

Total Population in Service Area: 50  
 Census Tract Percent Low / Mod: 52.00

Actual Accomplishments:

Number assisted:

	Owner		Renter		Total		Person
	Total	Hispanic	Total	Hispanic	Total	Hispanic	
White:	0	0	0	0	0	0	0
Black/African American:	0	0	0	0	0	0	0
Asian:	0	0	0	0	0	0	0
American Indian/Alaskan Native:	0	0	0	0	0	0	0
Native Hawaiian/Other Pacific Islander:	0	0	0	0	0	0	0
American Indian/Alaskan Native & White:	0	0	0	0	0	0	0
Asian White:	0	0	0	0	0	0	0
Black/African American & White:	0	0	0	0	0	0	0
American Indian/Alaskan Native & Black/African American:	0	0	0	0	0	0	0
Other multi-racial:	0	0	0	0	0	0	0
Asian/Pacific Islander:	0	0	0	0	0	0	0
Hispanic:	0	0	0	0	0	0	0
Total:	0	0	0	0	0	0	0
Female-headed Households:	0		0		0		

Income Category:

	Owner	Renter	Total	Person
Extremely Low	0	0	0	0
Low Mod	0	0	0	0
Moderate	0	0	0	0
Non Low Moderate	0	0	0	0
Total	0	0	0	0
Percent Low/Mod	0.0%	0.0%	0.0%	0.0%

Annual Accomplishments

Accomplishment Narrative

Year # Benefiting  
 UGLG: Richland  
 Grant Year: 2015  
 Project: 0001 - 2015 CD

Objective: Create suitable living environments

IDIS Activity: 49372 - 7219361 Richland  
 Activity to prevent, prepare for, and respond to Coronavirus: No

Outcome: Availability/accessibility

Status: Open  
 Location:  
 PO Box 179 Richland, TX 76681-0179

Matrix Code: Water/Sewer Improvements (03J)

National Objective: LMA

Initial Funding Date: 05/18/2021  
 Financing:  
 Funded Amount: \$153,250.00  
 Net Drawn: \$153,250.00  
 Balance: \$0.00

Description:  
 Contractor shall install one (1) thirty thousand-gallon (30,000 gal) ground storage tank, install pump building and pumps, approximately ten thousand five hundred linear feet (10,500 l.f.) of eight-inch

Proposed Accomplishments:

People (General) : 0  
 Total Population in Service Area: 406  
 Census Tract Percent Low / Mod: 55.90

Actual Accomplishments:

Number assisted:

	Owner		Renter		Total		Person
	Total	Hispanic	Total	Hispanic	Total	Hispanic	
White:	0	0	0	0	0	0	0
Black/African American:	0	0	0	0	0	0	0
Asian:	0	0	0	0	0	0	0
American Indian/Alaskan Native:	0	0	0	0	0	0	0
Native Hawaiian/Other Pacific Islander:	0	0	0	0	0	0	0
American Indian/Alaskan Native & White:	0	0	0	0	0	0	0
Asian White:	0	0	0	0	0	0	0
Black/African American & White:	0	0	0	0	0	0	0
American Indian/Alaskan Native & Black/African American:	0	0	0	0	0	0	0
Other multi-racial:	0	0	0	0	0	0	0
Asian/Pacific Islander:	0	0	0	0	0	0	0
Hispanic:	0	0	0	0	0	0	0

Total: 0 0 0 0 0 0 0  
 Female-headed Households: 0 0 0 0 0 0 0

Income Category:

	Owner	Renter	Total	Person
Extremely Low	0	0	0	0
Low Mod	0	0	0	0
Moderate	0	0	0	0
Non Low Moderate	0	0	0	0
Total	0	0	0	0
Percent Low/Mod	0.0%	0.0%	0.0%	0.0%

Annual Accomplishments

Accomplishment Narrative

Year # Benefiting

UGLG:

Grant Year: 2015

Project: 0003 - 2015 CFC

Objective:

IDIS Activity: 49374 - 7218145 Uvalde County

Outcome:

Activity to prevent, prepare for, and respond to Coronavirus: No

Status: Open

Matrix Code: General Program Administration (21A)

Location:

National Objective:

Initial Funding Date: 05/18/2021

Description:

Financing:

local admin

Funded Amount: \$20,000.00

Net Drawn: \$20,000.00

Balance: \$0.00

Proposed Accomplishments:

: 0

Total Population in Service Area: 0

Census Tract Percent Low / Mod: 0.00

Actual Accomplishments:

Number assisted:

	Owner		Renter		Total		Person
	Total	Hispanic	Total	Hispanic	Total	Hispanic	
White:	0	0	0	0	0	0	0
Black/African American:	0	0	0	0	0	0	0
Asian:	0	0	0	0	0	0	0
American Indian/Alaskan Native:	0	0	0	0	0	0	0
Native Hawaiian/Other Pacific Islander:	0	0	0	0	0	0	0
American Indian/Alaskan Native & White:	0	0	0	0	0	0	0
Asian White:	0	0	0	0	0	0	0
Black/African American & White:	0	0	0	0	0	0	0
American Indian/Alaskan Native & Black/African American:	0	0	0	0	0	0	0
Other multi-racial:	0	0	0	0	0	0	0
Asian/Pacific Islander:	0	0	0	0	0	0	0
Hispanic:	0	0	0	0	0	0	0
Total:	0	0	0	0	0	0	0
Female-headed Households:	0		0		0		

Income Category:

	Owner	Renter	Total	Person
Extremely Low	0	0	0	0
Low Mod	0	0	0	0
Moderate	0	0	0	0
Non Low Moderate	0	0	0	0
Total	0	0	0	0
Percent Low/Mod	0.0%	0.0%	0.0%	0.0%

Annual Accomplishments

Accomplishment Narrative

Year # Benefiting

UGLG: UVALDE COUNTY

Grant Year: 2015

Project: 0003 - 2015 CFC

Objective: Create suitable living environments

IDIS Activity: 49412 - 7218145 Uvalde County

Outcome: Availability/accessibility



Activity to prevent, prepare for, and respond to Coronavirus: No

Status: Open

Matrix Code: Water/Sewer Improvements (03J)

Location:

100 N Getty St Ste 3 Uvalde, TX 78801-5239

National Objective: LMA

Initial Funding Date: 05/19/2021

Description:

Financing:

first-time sewer and sewer improvements in the Flores colonia

Funded Amount: \$275,339.47

Net Drawn: \$275,339.47

Balance: \$0.00

Proposed Accomplishments:

People (General) : 0

Total Population in Service Area: 52

Census Tract Percent Low / Mod: 100.00

Actual Accomplishments:

Number assisted:

	Owner		Renter		Total		Person
	Total	Hispanic	Total	Hispanic	Total	Hispanic	
White:	0	0	0	0	0	0	0
Black/African American:	0	0	0	0	0	0	0
Asian:	0	0	0	0	0	0	0
American Indian/Alaskan Native:	0	0	0	0	0	0	0
Native Hawaiian/Other Pacific Islander:	0	0	0	0	0	0	0
American Indian/Alaskan Native & White:	0	0	0	0	0	0	0
Asian White:	0	0	0	0	0	0	0
Black/African American & White:	0	0	0	0	0	0	0
American Indian/Alaskan Native & Black/African American:	0	0	0	0	0	0	0
Other multi-racial:	0	0	0	0	0	0	0
Asian/Pacific Islander:	0	0	0	0	0	0	0
Hispanic:	0	0	0	0	0	0	0
Total:	0	0	0	0	0	0	0
Female-headed Households:	0		0		0		

Income Category:

	Owner	Renter	Total	Person
Extremely Low	0	0	0	0
Low Mod	0	0	0	0
Moderate	0	0	0	0
Non Low Moderate	0	0	0	0
Total	0	0	0	0
Percent Low/Mod	0.0%	0.0%	0.0%	0.0%

Annual Accomplishments

Accomplishment Narrative

Year # Benefiting  
 UGLG: BANDERA  
 Grant Year: 2016  
 Project: 0001 - 2016 CD

Objective: Create suitable living environments

IDIS Activity: 41795 - 7216021 Bandera

Outcome: Availability/accessibility

Activity to prevent, prepare for, and respond to Coronavirus: No

Status: Completed 04/06/2021

Matrix Code: Water/Sewer Improvements (03J)

Location:

PO Box 896 Bandera, TX 78003-0896

National Objective: LMA

Initial Funding Date: 10/19/2016  
 Financing:  
 Funded Amount: \$275,000.00  
 Net Drawn: \$275,000.00  
 Balance: \$0.00

Description:  
 Contractor shall construct one (1) well, install approximately five thousand linear feet (5,000 l.f.) of eight-inch (8") water line,

Proposed Accomplishments:

People (General) : 654  
 Total Population in Service Area: 654  
 Census Tract Percent Low / Mod: 83.40

Actual Accomplishments:

Number assisted:

	Owner		Renter		Total		Person
	Total	Hispanic	Total	Hispanic	Total	Hispanic	
White:	0	0	0	0	0	0	0
Black/African American:	0	0	0	0	0	0	0
Asian:	0	0	0	0	0	0	0
American Indian/Alaskan Native:	0	0	0	0	0	0	0
Native Hawaiian/Other Pacific Islander:	0	0	0	0	0	0	0
American Indian/Alaskan Native & White:	0	0	0	0	0	0	0
Asian White:	0	0	0	0	0	0	0
Black/African American & White:	0	0	0	0	0	0	0
American Indian/Alaskan Native & Black/African American:	0	0	0	0	0	0	0
Other multi-racial:	0	0	0	0	0	0	0
Asian/Pacific Islander:	0	0	0	0	0	0	0
Hispanic:	0	0	0	0	0	0	0
Total:	0	0	0	0	0	0	0
Female-headed Households:	0		0		0		

Income Category:

	Owner	Renter	Total	Person
Extremely Low	0	0	0	0
Low Mod	0	0	0	0
Moderate	0	0	0	0
Non Low Moderate	0	0	0	0
Total	0	0	0	0
Percent Low/Mod	0.0%	0.0%	0.0%	0.0%

Annual Accomplishments

Accomplishment Narrative

Year # Benefiting  
 2016 0 Project is complete - Close out documents pending/received

UGLG: CITY OF BLANCO

Grant Year: 2016

Project: 0001 - 2016 CD

Objective: Create suitable living environments

IDIS Activity: 41807 - 7216041 Blanco

Outcome: Availability/accessibility

Activity to prevent, prepare for, and respond to Coronavirus: No

Status: Completed 04/06/2021

Matrix Code: Water/Sewer Improvements (03J)

Location:

PO Box 750 Blanco, TX 78606-0750

National Objective: LMA

Initial Funding Date: 10/19/2016  
 Financing:  
 Funded Amount: \$245,000.00  
 Net Drawn: \$245,000.00  
 Balance: \$0.00

Description:

Contractor shall construct one (1) clarifier with reinforced concrete walls, sludge pumps and equipment, electrical and piping, and all associated appurtenances.  
 Construction shall take place at the WWTP, located northwest of the City.

Proposed Accomplishments:

People (General) : 1,449  
 Total Population in Service Area: 1,449  
 Census Tract Percent Low / Mod: 66.80

Actual Accomplishments:

Number assisted:

	Owner		Renter		Total		Person
	Total	Hispanic	Total	Hispanic	Total	Hispanic	
White:	0	0	0	0	0	0	0
Black/African American:	0	0	0	0	0	0	0
Asian:	0	0	0	0	0	0	0
American Indian/Alaskan Native:	0	0	0	0	0	0	0
Native Hawaiian/Other Pacific Islander:	0	0	0	0	0	0	0
American Indian/Alaskan Native & White:	0	0	0	0	0	0	0
Asian White:	0	0	0	0	0	0	0
Black/African American & White:	0	0	0	0	0	0	0
American Indian/Alaskan Native & Black/African American:	0	0	0	0	0	0	0
Other multi-racial:	0	0	0	0	0	0	0
Asian/Pacific Islander:	0	0	0	0	0	0	0
Hispanic:	0	0	0	0	0	0	0
Total:	0	0	0	0	0	0	0
Female-headed Households:	0		0		0		

Income Category:

Owner Renter Total Person

Extremely Low	0	0	0	0
Low Mod	0	0	0	0
Moderate	0	0	0	0
Non Low Moderate	0	0	0	0
Total	0	0	0	0
Percent Low/Mod	0.0%	0.0%	0.0%	0.0%

Annual Accomplishments

Accomplishment Narrative

Year # Benefiting

2016 0 Project is complete - Close out documents pending/received

UGLG:

Grant Year: 2016

Project: 0001 - 2016 CD

Objective:

IDIS Activity: 41808 - 7216041 Blanco

Outcome:

Activity to prevent, prepare for, and respond to Coronavirus: No

Status: Completed 04/06/2021

Matrix Code: General Program Administration (21A)

Location:

National Objective:

, -

Initial Funding Date: 10/19/2016

Description:

Financing:

local admin

Funded Amount: \$30,000.00

Net Drawn: \$30,000.00

Balance: \$0.00

Proposed Accomplishments:

: 0

Total Population in Service Area: 0

Census Tract Percent Low / Mod: 0.00

Actual Accomplishments:

Number assisted:

Owner

Renter

Total

	Total	Hispanic	Total	Hispanic	Total	Hispanic	Person
White:	0	0	0	0	0	0	0
Black/African American:	0	0	0	0	0	0	0
Asian:	0	0	0	0	0	0	0
American Indian/Alaskan Native:	0	0	0	0	0	0	0
Native Hawaiian/Other Pacific Islander:	0	0	0	0	0	0	0
American Indian/Alaskan Native & White:	0	0	0	0	0	0	0
Asian White:	0	0	0	0	0	0	0
Black/African American & White:	0	0	0	0	0	0	0
American Indian/Alaskan Native & Black/African American:	0	0	0	0	0	0	0
Other multi-racial:	0	0	0	0	0	0	0
Asian/Pacific Islander:	0	0	0	0	0	0	0
Hispanic:	0	0	0	0	0	0	0
Total:	0	0	0	0	0	0	0
Female-headed Households:	0		0		0		

Income Category:

	Owner	Renter	Total	Person
Extremely Low	0	0	0	0
Low Mod	0	0	0	0
Moderate	0	0	0	0
Non Low Moderate	0	0	0	0
Total	0	0	0	0
Percent Low/Mod	0.0%	0.0%	0.0%	0.0%

Annual Accomplishments

Accomplishment Narrative

Year # Benefiting

UGLG: Eagle Pass

Grant Year: 2016

Project: 0292 - 2016/2014 CD-PI

Objective: Create suitable living environments

IDIS Activity: 41876 - 7216141 Eagle Pass

Outcome: Availability/accessibility

Activity to prevent, prepare for, and respond to Coronavirus: No

Status: Completed 01/22/2021

Matrix Code: Parks, Recreational Facilities (03F)

Location:

100 S Monroe St Eagle Pass, TX 78852-4830

National Objective: LMA

Initial Funding Date: 10/25/2016  
 Financing:  
 Funded Amount: \$0.00  
 Net Drawn: \$0.00  
 Balance: \$0.00

Description:  
 Contractor shall construct an approximately 15,000 s.f. metal building to include sports flooring, bleachers, walking trail, parking, and associated appurtenances.

Proposed Accomplishments:  
 People (General) : 936  
 Total Population in Service Area: 936  
 Census Tract Percent Low / Mod: 69.40

Actual Accomplishments:

Number assisted:

	Owner		Renter		Total		Person
	Total	Hispanic	Total	Hispanic	Total	Hispanic	
White:	0	0	0	0	0	0	0
Black/African American:	0	0	0	0	0	0	0
Asian:	0	0	0	0	0	0	0
American Indian/Alaskan Native:	0	0	0	0	0	0	0
Native Hawaiian/Other Pacific Islander:	0	0	0	0	0	0	0
American Indian/Alaskan Native & White:	0	0	0	0	0	0	0
Asian White:	0	0	0	0	0	0	0
Black/African American & White:	0	0	0	0	0	0	0
American Indian/Alaskan Native & Black/African American:	0	0	0	0	0	0	0
Other multi-racial:	0	0	0	0	0	0	0
Asian/Pacific Islander:	0	0	0	0	0	0	0
Hispanic:	0	0	0	0	0	0	0
Total:	0	0	0	0	0	0	0
Female-headed Households:	0		0		0		

Income Category:

	Owner	Renter	Total	Person
Extremely Low	0	0	0	0
Low Mod	0	0	0	0

Moderate	0	0	0	0
Non Low Moderate	0	0	0	0
Total	0	0	0	0
Percent Low/Mod	0.0%	0.0%	0.0%	0.0%

Annual Accomplishments Accomplishment Narrative

Year # Benefiting  
2016 0 Acquisition in progress

UGLG: Laguna Vista

Grant Year: 2016

Project: 0001 - 2016 CD

Objective: Create suitable living environments

IDIS Activity: 41983 - 7216279 Laguna Vista

Outcome: Availability/accessibility

Activity to prevent, prepare for, and respond to Coronavirus: No

Status: Completed 01/22/2021

Matrix Code: Street Improvements (03K)

Location:

122 Fernandez St Laguna Vista, TX 78578-2882

National Objective: LMA

Initial Funding Date: 11/02/2016

Description:

Financing: Contractor shall reconstruct streets to remove a potential threat to public safety and to

Funded Amount: \$203,270.90 improve access.

Net Drawn: \$203,270.90 Contractor shall reconstruct approximately three thousand six hundred linear feet (3,600

Balance: \$0.00

Proposed Accomplishments:

People (General) : 154

Total Population in Service Area: 154

Census Tract Percent Low / Mod: 87.60

Actual Accomplishments:

Number assisted:

	Owner		Renter		Total		
White:	Total	Hispanic	Total	Hispanic	Total	Hispanic	Person
	0	0	0	0	0	0	0



Black/African American:	0	0	0	0	0	0	0
Asian:	0	0	0	0	0	0	0
American Indian/Alaskan Native:	0	0	0	0	0	0	0
Native Hawaiian/Other Pacific Islander:	0	0	0	0	0	0	0
American Indian/Alaskan Native & White:	0	0	0	0	0	0	0
Asian White:	0	0	0	0	0	0	0
Black/African American & White:	0	0	0	0	0	0	0
American Indian/Alaskan Native & Black/African American:	0	0	0	0	0	0	0
Other multi-racial:	0	0	0	0	0	0	0
Asian/Pacific Islander:	0	0	0	0	0	0	0
Hispanic:	0	0	0	0	0	0	0
Total:	0	0	0	0	0	0	0
Female-headed Households:	0		0		0		

Income Category:

	Owner	Renter	Total	Person
Extremely Low	0	0	0	0
Low Mod	0	0	0	0
Moderate	0	0	0	0
Non Low Moderate	0	0	0	0
Total	0	0	0	0
Percent Low/Mod	0.0%	0.0%	0.0%	0.0%

Annual Accomplishments

Accomplishment Narrative

Year # Benefiting  
2016

0 Final monitoring scheduled, pending, or in progress

UGLG:

Grant Year: 2016

Project: 0001 - 2016 CD

Objective:

IDIS Activity: 41984 - 7216279 Laguna Vista

Outcome:

Activity to prevent, prepare for, and respond to Coronavirus: No

Status: Completed 01/22/2021

Matrix Code: General Program Administration (21A)

Location:

National Objective:

, -

Initial Funding Date: 11/02/2016  
 Financing:  
 Funded Amount: \$23,000.00  
 Net Drawn: \$23,000.00  
 Balance: \$0.00

Description:  
 local admin

Proposed Accomplishments:

: 0  
 Total Population in Service Area: 0  
 Census Tract Percent Low / Mod: 0.00

Actual Accomplishments:

Number assisted:

	Owner		Renter		Total		Person
	Total	Hispanic	Total	Hispanic	Total	Hispanic	
White:	0	0	0	0	0	0	0
Black/African American:	0	0	0	0	0	0	0
Asian:	0	0	0	0	0	0	0
American Indian/Alaskan Native:	0	0	0	0	0	0	0
Native Hawaiian/Other Pacific Islander:	0	0	0	0	0	0	0
American Indian/Alaskan Native & White:	0	0	0	0	0	0	0
Asian White:	0	0	0	0	0	0	0
Black/African American & White:	0	0	0	0	0	0	0
American Indian/Alaskan Native & Black/African American:	0	0	0	0	0	0	0
Other multi-racial:	0	0	0	0	0	0	0
Asian/Pacific Islander:	0	0	0	0	0	0	0
Hispanic:	0	0	0	0	0	0	0
Total:	0	0	0	0	0	0	0
Female-headed Households:	0		0		0		

Income Category:

	Owner	Renter	Total	Person
Extremely Low	0	0	0	0
Low Mod	0	0	0	0
Moderate	0	0	0	0

Non Low Moderate	0	0	0	0
Total	0	0	0	0
Percent Low/Mod	0.0%	0.0%	0.0%	0.0%

Annual Accomplishments      Accomplishment Narrative

Year      # Benefiting

UGLG:      LYTLE

Grant Year:      2016

Project:      0001 - 2016 CD

Objective:      Create suitable living environments

IDIS Activity:      42002 - 7216310 Lytle

Outcome:      Availability/accessibility

Activity to prevent, prepare for, and respond to Coronavirus:      No

Status:      Completed 07/15/2021

Matrix Code:      Water/Sewer Improvements (03J)

Location:

PO Box 743 Lytle, TX 78052-0743

National Objective: LMA

Initial Funding Date:      11/03/2016

Description:

Financing:

Contractor shall replace water lines and isolation valves to prevent frequent maintenance issues and disruptions in service.

Funded Amount:      \$251,824.00

Net Drawn:      \$251,824.00

Contractor shall install approximately 2,120 l.f.

Balance:      \$0.00

Proposed Accomplishments:

People (General) : 369

Total Population in Service Area: 369

Census Tract Percent Low / Mod: 61.20

Actual Accomplishments:

Number assisted:

	Owner		Renter		Total		
	Total	Hispanic	Total	Hispanic	Total	Hispanic	Person
White:	0	0	0	0	0	0	0
Black/African American:	0	0	0	0	0	0	0
Asian:	0	0	0	0	0	0	0

American Indian/Alaskan Native:	0	0	0	0	0	0	0
Native Hawaiian/Other Pacific Islander:	0	0	0	0	0	0	0
American Indian/Alaskan Native & White:	0	0	0	0	0	0	0
Asian White:	0	0	0	0	0	0	0
Black/African American & White:	0	0	0	0	0	0	0
American Indian/Alaskan Native & Black/African American:	0	0	0	0	0	0	0
Other multi-racial:	0	0	0	0	0	0	0
Asian/Pacific Islander:	0	0	0	0	0	0	0
Hispanic:	0	0	0	0	0	0	0
Total:	0	0	0	0	0	0	0
Female-headed Households:	0		0		0		

Income Category:

	Owner	Renter	Total	Person
Extremely Low	0	0	0	0
Low Mod	0	0	0	0
Moderate	0	0	0	0
Non Low Moderate	0	0	0	0
Total	0	0	0	0
Percent Low/Mod	0.0%	0.0%	0.0%	0.0%

Annual Accomplishments

Accomplishment Narrative

Year # Benefiting

2016 0 Project is complete - Close out documents pending/received

UGLG: PALO PINTO COUNTY

Grant Year: 2016

Project: 0001 - 2016 CD

Objective: Create suitable living environments

IDIS Activity: 42028 - 7216359 Palo Pinto County

Outcome: Availability/accessibility

Activity to prevent, prepare for, and respond to Coronavirus: No

Status: Completed 01/28/2021

Matrix Code: Water/Sewer Improvements (03J)

Location:

PO Box 190 Palo Pinto, TX 76484-0190

National Objective: LMA

Initial Funding Date: 11/04/2016

Description:

Financing:  
 Funded Amount: \$229,730.00  
 Net Drawn: \$229,730.00  
 Balance: \$0.00

In the unincorporated community of Palo Pinto, Contractor shall install approximately 900 l.f. of six-inch to eight-inch sewer line, manholes, cleanouts, service reconnections, pavement

Proposed Accomplishments:  
 People (General) : 291  
 Total Population in Service Area: 291  
 Census Tract Percent Low / Mod: 56.30

Actual Accomplishments:

Number assisted:

	Owner		Renter		Total		Person
	Total	Hispanic	Total	Hispanic	Total	Hispanic	
White:	0	0	0	0	0	0	0
Black/African American:	0	0	0	0	0	0	0
Asian:	0	0	0	0	0	0	0
American Indian/Alaskan Native:	0	0	0	0	0	0	0
Native Hawaiian/Other Pacific Islander:	0	0	0	0	0	0	0
American Indian/Alaskan Native & White:	0	0	0	0	0	0	0
Asian White:	0	0	0	0	0	0	0
Black/African American & White:	0	0	0	0	0	0	0
American Indian/Alaskan Native & Black/African American:	0	0	0	0	0	0	0
Other multi-racial:	0	0	0	0	0	0	0
Asian/Pacific Islander:	0	0	0	0	0	0	0
Hispanic:	0	0	0	0	0	0	0
Total:	0	0	0	0	0	0	0
Female-headed Households:	0		0		0		

Income Category:

	Owner	Renter	Total	Person
Extremely Low	0	0	0	0
Low Mod	0	0	0	0
Moderate	0	0	0	0
Non Low Moderate	0	0	0	0
Total	0	0	0	0

Percent Low/Mod 0.0% 0.0% 0.0% 0.0%

Annual Accomplishments Accomplishment Narrative

Year # Benefiting  
2016

0 In the unincorporated community of Palo Pinto, Contractor shall install approximately 900 l.f. of six-inch to eight-inch sewer line, manholes, cleanouts, service reconnections,

UGLG:

Grant Year: 2016

Project: 0001 - 2016 CD

Objective:

IDIS Activity: 42029 - 7216359 Palo Pinto County

Outcome:

Activity to prevent, prepare for, and respond to Coronavirus: No

Status: Completed 02/22/2021

Matrix Code: General Program Administration (21A)

Location:

National Objective:

Initial Funding Date: 11/04/2016

Description:

Financing:

local admin

Funded Amount: \$27,500.00

Net Drawn: \$27,500.00

Balance: \$0.00

Proposed Accomplishments:

: 0

Total Population in Service Area: 0

Census Tract Percent Low / Mod: 0.00

Actual Accomplishments:

Number assisted:

	Owner		Renter		Total		
	Total	Hispanic	Total	Hispanic	Total	Hispanic	Person
White:	0	0	0	0	0	0	0
Black/African American:	0	0	0	0	0	0	0
Asian:	0	0	0	0	0	0	0
American Indian/Alaskan Native:	0	0	0	0	0	0	0

Native Hawaiian/Other Pacific Islander:	0	0	0	0	0	0	0
American Indian/Alaskan Native & White:	0	0	0	0	0	0	0
Asian White:	0	0	0	0	0	0	0
Black/African American & White:	0	0	0	0	0	0	0
American Indian/Alaskan Native & Black/African American:	0	0	0	0	0	0	0
Other multi-racial:	0	0	0	0	0	0	0
Asian/Pacific Islander:	0	0	0	0	0	0	0
Hispanic:	0	0	0	0	0	0	0
Total:	0	0	0	0	0	0	0
Female-headed Households:	0		0		0		

Income Category:

	Owner	Renter	Total	Person
Extremely Low	0	0	0	0
Low Mod	0	0	0	0
Moderate	0	0	0	0
Non Low Moderate	0	0	0	0
Total	0	0	0	0
Percent Low/Mod	0.0%	0.0%	0.0%	0.0%

Annual Accomplishments

Accomplishment Narrative

Year # Benefiting  
 UGLG: PRIMERA  
 Grant Year: 2016  
 Project: 0001 - 2016 CD

Objective: Create suitable living environments

IDIS Activity: 42075 - 7216389 Primera  
 Activity to prevent, prepare for, and respond to Coronavirus: No

Outcome: Availability/accessibility

Status: Completed 01/11/2021  
 Location:

Matrix Code: Street Improvements (03K)

22893 N Stuart Place Rd Harlingen, TX 78552-2520

National Objective: LMA

Initial Funding Date: 11/10/2016  
 Financing:  
 Funded Amount: \$217,545.00

Description:  
 Contractor shall reconstruct approximately 2,100 l.f. of street utilizing a lime stabilized subgrade, flexible base, HMA, driveway repair, and all

Net Drawn: \$217,545.00  
 Balance: \$0.00

associated appurtenances.

Proposed Accomplishments:

People (General) : 75  
 Total Population in Service Area: 75  
 Census Tract Percent Low / Mod: 65.30

Actual Accomplishments:

Number assisted:

	Owner		Renter		Total		Person
	Total	Hispanic	Total	Hispanic	Total	Hispanic	
White:	0	0	0	0	0	0	0
Black/African American:	0	0	0	0	0	0	0
Asian:	0	0	0	0	0	0	0
American Indian/Alaskan Native:	0	0	0	0	0	0	0
Native Hawaiian/Other Pacific Islander:	0	0	0	0	0	0	0
American Indian/Alaskan Native & White:	0	0	0	0	0	0	0
Asian White:	0	0	0	0	0	0	0
Black/African American & White:	0	0	0	0	0	0	0
American Indian/Alaskan Native & Black/African American:	0	0	0	0	0	0	0
Other multi-racial:	0	0	0	0	0	0	0
Asian/Pacific Islander:	0	0	0	0	0	0	0
Hispanic:	0	0	0	0	0	0	0
Total:	0	0	0	0	0	0	0
Female-headed Households:	0		0		0		

Income Category:

	Owner	Renter	Total	Person
Extremely Low	0	0	0	0
Low Mod	0	0	0	0
Moderate	0	0	0	0
Non Low Moderate	0	0	0	0
Total	0	0	0	0
Percent Low/Mod	0.0%	0.0%	0.0%	0.0%

Annual Accomplishments      Accomplishment Narrative



Year # Benefiting  
 2016 0 Project is complete - Close out documents pending/received

UGLG:

Grant Year: 2016

Project: 0001 - 2016 CD

Objective:

IDIS Activity: 42076 - 7216389 Primera

Outcome:

Activity to prevent, prepare for, and respond to Coronavirus: No

Status: Completed 01/11/2021

Matrix Code: General Program Administration (21A)

Location:

National Objective:

Initial Funding Date: 11/10/2016

Description:

Financing:

local admin

Funded Amount: \$13,325.00

Net Drawn: \$13,325.00

Balance: \$0.00

Proposed Accomplishments:

: 0

Total Population in Service Area: 0

Census Tract Percent Low / Mod: 0.00

Actual Accomplishments:

Number assisted:

	Owner		Renter		Total		Person
	Total	Hispanic	Total	Hispanic	Total	Hispanic	
White:	0	0	0	0	0	0	0
Black/African American:	0	0	0	0	0	0	0
Asian:	0	0	0	0	0	0	0
American Indian/Alaskan Native:	0	0	0	0	0	0	0
Native Hawaiian/Other Pacific Islander:	0	0	0	0	0	0	0
American Indian/Alaskan Native & White:	0	0	0	0	0	0	0
Asian White:	0	0	0	0	0	0	0

Black/African American & White:	0	0	0	0	0	0	0
American Indian/Alaskan Native & Black/African American:	0	0	0	0	0	0	0
Other multi-racial:	0	0	0	0	0	0	0
Asian/Pacific Islander:	0	0	0	0	0	0	0
Hispanic:	0	0	0	0	0	0	0
Total:	0	0	0	0	0	0	0
Female-headed Households:	0		0		0		

Income Category:

	Owner	Renter	Total	Person
Extremely Low	0	0	0	0
Low Mod	0	0	0	0
Moderate	0	0	0	0
Non Low Moderate	0	0	0	0
Total	0	0	0	0
Percent Low/Mod	0.0%	0.0%	0.0%	0.0%

Annual Accomplishments

Accomplishment Narrative

Year # Benefiting  
 UGLG: REEVES COUNTY  
 Grant Year: 2016  
 Project: 0001 - 2016 CD

Objective: Create suitable living environments

IDIS Activity: 42077 - 7216390 Reeves County  
 Activity to prevent, prepare for, and respond to Coronavirus: No

Outcome: Availability/accessibility

Status: Completed 03/16/2021  
 Location:  
 100 E 4th St Pecos, TX 79772-4024

Matrix Code: Water/Sewer Improvements (03J)

National Objective: LMA

Initial Funding Date: 11/10/2016  
 Financing:  
 Funded Amount: \$315,000.00  
 Net Drawn: \$315,000.00  
 Balance: \$0.00

Description:  
 Contractor shall reconstruct approximately 2,100 l.f. of street utilizing a lime stabilized subgrade, flexible base, HMA, driveway repair, and all associated appurtenances.

Proposed Accomplishments:

People (General) : 4,195

Total Population in Service Area: 4,195

Census Tract Percent Low / Mod: 51.80

Actual Accomplishments:

Number assisted:

	Owner		Renter		Total		Person
	Total	Hispanic	Total	Hispanic	Total	Hispanic	
White:	0	0	0	0	0	0	0
Black/African American:	0	0	0	0	0	0	0
Asian:	0	0	0	0	0	0	0
American Indian/Alaskan Native:	0	0	0	0	0	0	0
Native Hawaiian/Other Pacific Islander:	0	0	0	0	0	0	0
American Indian/Alaskan Native & White:	0	0	0	0	0	0	0
Asian White:	0	0	0	0	0	0	0
Black/African American & White:	0	0	0	0	0	0	0
American Indian/Alaskan Native & Black/African American:	0	0	0	0	0	0	0
Other multi-racial:	0	0	0	0	0	0	0
Asian/Pacific Islander:	0	0	0	0	0	0	0
Hispanic:	0	0	0	0	0	0	0
Total:	0	0	0	0	0	0	0
Female-headed Households:	0		0		0		

Income Category:

	Owner	Renter	Total	Person
Extremely Low	0	0	0	0
Low Mod	0	0	0	0
Moderate	0	0	0	0
Non Low Moderate	0	0	0	0
Total	0	0	0	0
Percent Low/Mod	0.0%	0.0%	0.0%	0.0%

Annual Accomplishments

Accomplishment Narrative

Year # Benefiting

2016

0 Project is complete - Close out documents pending/received

UGLG:  
 Grant Year: 2016  
 Project: 0001 - 2016 CD

Objective:

IDIS Activity: 42078 - 7216390 Reeves County  
 Activity to prevent, prepare for, and respond to Coronavirus: No

Outcome:

Status: Completed 04/06/2021  
 Location:

Matrix Code: General Program Administration (21A)

National Objective:

Initial Funding Date: 11/10/2016  
 Financing:  
 Funded Amount: \$35,000.00  
 Net Drawn: \$35,000.00  
 Balance: \$0.00

Description:  
 local admin

Proposed Accomplishments:  
 : 0

Total Population in Service Area: 0  
 Census Tract Percent Low / Mod: 0.00

Actual Accomplishments:

Number assisted:

	Owner		Renter		Total		Person
	Total	Hispanic	Total	Hispanic	Total	Hispanic	
White:	0	0	0	0	0	0	0
Black/African American:	0	0	0	0	0	0	0
Asian:	0	0	0	0	0	0	0
American Indian/Alaskan Native:	0	0	0	0	0	0	0
Native Hawaiian/Other Pacific Islander:	0	0	0	0	0	0	0
American Indian/Alaskan Native & White:	0	0	0	0	0	0	0
Asian White:	0	0	0	0	0	0	0
Black/African American & White:	0	0	0	0	0	0	0
American Indian/Alaskan Native & Black/African American:	0	0	0	0	0	0	0

Other multi-racial:	0	0	0	0	0	0	0
Asian/Pacific Islander:	0	0	0	0	0	0	0
Hispanic:	0	0	0	0	0	0	0
Total:	0	0	0	0	0	0	0
Female-headed Households:	0		0		0		

Income Category:

	Owner	Renter	Total	Person
Extremely Low	0	0	0	0
Low Mod	0	0	0	0
Moderate	0	0	0	0
Non Low Moderate	0	0	0	0
Total	0	0	0	0
Percent Low/Mod	0.0%	0.0%	0.0%	0.0%

Annual Accomplishments      Accomplishment Narrative

Year	# Benefiting	
UGLG:		
Grant Year:	2016	
Project:	0002 - 2016 ED	
IDIS Activity:	42137 - 7216132 Giddings	
Activity to prevent, prepare for, and respond to Coronavirus:	No	

Objective:

Outcome:

Matrix Code:      General Program Administration (21A)

National Objective:

Initial Funding Date:      11/17/2016

Financing:

Funded Amount:      \$31,500.00

Net Drawn:      \$31,500.00

Balance:      \$0.00

Description:  
local admin

Proposed Accomplishments:

: 0

Total Population in Service Area: 0

Census Tract Percent Low / Mod: 0.00

Actual Accomplishments:

Number assisted:

	Owner		Renter		Total		Person
	Total	Hispanic	Total	Hispanic	Total	Hispanic	
White:	0	0	0	0	0	0	0
Black/African American:	0	0	0	0	0	0	0
Asian:	0	0	0	0	0	0	0
American Indian/Alaskan Native:	0	0	0	0	0	0	0
Native Hawaiian/Other Pacific Islander:	0	0	0	0	0	0	0
American Indian/Alaskan Native & White:	0	0	0	0	0	0	0
Asian White:	0	0	0	0	0	0	0
Black/African American & White:	0	0	0	0	0	0	0
American Indian/Alaskan Native & Black/African American:	0	0	0	0	0	0	0
Other multi-racial:	0	0	0	0	0	0	0
Asian/Pacific Islander:	0	0	0	0	0	0	0
Hispanic:	0	0	0	0	0	0	0
Total:	0	0	0	0	0	0	0
Female-headed Households:	0		0		0		

Income Category:

	Owner	Renter	Total	Person
Extremely Low	0	0	0	0
Low Mod	0	0	0	0
Moderate	0	0	0	0
Non Low Moderate	0	0	0	0
Total	0	0	0	0
Percent Low/Mod	0.0%	0.0%	0.0%	0.0%

Annual Accomplishments

Accomplishment Narrative

Year # Benefiting  
 UGLG: KINNEY COUNTY  
 Grant Year: 2016

Project: 0004 - 2016 CFC

Objective: Create suitable living environments

IDIS Activity: 42158 - 7216065 Kinney County

Outcome: Availability/accessibility

Activity to prevent, prepare for, and respond to Coronavirus: No

Status: Completed 04/30/2021

Matrix Code: Water/Sewer Improvements (03J)

Location:

PO Box 348 Brackettville, TX 78832-0348

National Objective: LMA

Initial Funding Date: 11/18/2016

Description:

Financing:

In the colonias of Kinney County Ranch Estates and Macie Road, Contractor shall install approximately six thousand eight hundred linear feet (6,800 l.f.) of six-inch (6") to eight-inch (8) water line, hydrants, valves and fittings, pavement repair, ten (10) water yard

Funded Amount: \$392,800.00

Net Drawn: \$392,800.00

Balance: \$0.00

Proposed Accomplishments:

People (General) : 10

Total Population in Service Area: 10

Census Tract Percent Low / Mod: 100.00

Actual Accomplishments:

Number assisted:

	Owner		Renter		Total		Person
	Total	Hispanic	Total	Hispanic	Total	Hispanic	
White:	0	0	0	0	0	0	0
Black/African American:	0	0	0	0	0	0	0
Asian:	0	0	0	0	0	0	0
American Indian/Alaskan Native:	0	0	0	0	0	0	0
Native Hawaiian/Other Pacific Islander:	0	0	0	0	0	0	0
American Indian/Alaskan Native & White:	0	0	0	0	0	0	0
Asian White:	0	0	0	0	0	0	0
Black/African American & White:	0	0	0	0	0	0	0
American Indian/Alaskan Native & Black/African American:	0	0	0	0	0	0	0
Other multi-racial:	0	0	0	0	0	0	0
Asian/Pacific Islander:	0	0	0	0	0	0	0

Hispanic:	0	0	0	0	0	0	0
Total:	0	0	0	0	0	0	0
Female-headed Households:	0		0		0		

Income Category:

	Owner	Renter	Total	Person
Extremely Low	0	0	0	0
Low Mod	0	0	0	0
Moderate	0	0	0	0
Non Low Moderate	0	0	0	0
Total	0	0	0	0
Percent Low/Mod	0.0%	0.0%	0.0%	0.0%

Annual Accomplishments

Accomplishment Narrative

Year	# Benefiting	Accomplishment Narrative
2016	0	In the colonias of Kinney County Ranch Estates and Macie Road, Contractor shall install approximately six thousand eight hundred linear feet (6,800 l.f.) of six-inch (6") to eight-inch

UGLG:

Grant Year: 2016

Project: 0004 - 2016 CFC

Objective:

IDIS Activity: 42159 - 7216065 Kinney County

Outcome:

Activity to prevent, prepare for, and respond to Coronavirus: No

Status: Completed 04/30/2021

Matrix Code: General Program Administration (21A)

Location:

National Objective:

Initial Funding Date: 11/18/2016

Description:

Financing:

local admin

Funded Amount: \$50,000.00

Net Drawn: \$50,000.00

Balance: \$0.00

Proposed Accomplishments:

: 0



Total Population in Service Area: 0  
 Census Tract Percent Low / Mod: 0.00

Actual Accomplishments:

Number assisted:

	Owner		Renter		Total		Person
	Total	Hispanic	Total	Hispanic	Total	Hispanic	
White:	0	0	0	0	0	0	0
Black/African American:	0	0	0	0	0	0	0
Asian:	0	0	0	0	0	0	0
American Indian/Alaskan Native:	0	0	0	0	0	0	0
Native Hawaiian/Other Pacific Islander:	0	0	0	0	0	0	0
American Indian/Alaskan Native & White:	0	0	0	0	0	0	0
Asian White:	0	0	0	0	0	0	0
Black/African American & White:	0	0	0	0	0	0	0
American Indian/Alaskan Native & Black/African American:	0	0	0	0	0	0	0
Other multi-racial:	0	0	0	0	0	0	0
Asian/Pacific Islander:	0	0	0	0	0	0	0
Hispanic:	0	0	0	0	0	0	0
Total:	0	0	0	0	0	0	0
Female-headed Households:	0		0		0		

Income Category:

	Owner	Renter	Total	Person
Extremely Low	0	0	0	0
Low Mod	0	0	0	0
Moderate	0	0	0	0
Non Low Moderate	0	0	0	0
Total	0	0	0	0
Percent Low/Mod	0.0%	0.0%	0.0%	0.0%

Annual Accomplishments

Accomplishment Narrative

Year # Benefiting  
 UGLG: KINNEY COUNTY  
 Grant Year: 2016  
 Project: 0004 - 2016 CFC

Objective: Create suitable living environments

IDIS Activity: 42160 - 7216065 Kinney County  
 Activity to prevent, prepare for, and respond to Coronavirus: No

Outcome: Availability/accessibility

Status: Completed 04/30/2021  
 Location:

Matrix Code: Rehab; Single-Unit Residential (14A)

PO Box 348 Brackettville, TX 78832-0348

National Objective: LMH

Initial Funding Date: 11/18/2016  
 Financing:  
 Funded Amount: \$19,200.00  
 Net Drawn: \$19,200.00  
 Balance: \$0.00

Description:  
 In the colonias of Kinney County Ranch Estates and Macie Road, Contractor shall install approximately six thousand eight hundred linear feet (6,800 l.f.) of six-inch (6") to eight-inch (8) water line, hydrants, valves and fittings, pavement repair, ten (10) water yard

Proposed Accomplishments:

Housing Units : 4  
 Total Population in Service Area: 0  
 Census Tract Percent Low / Mod: 0.00

Actual Accomplishments:

Number assisted:

	Owner		Renter		Total		Person
	Total	Hispanic	Total	Hispanic	Total	Hispanic	
White:	4	1	0	0	4	1	0
Black/African American:	0	0	0	0	0	0	0
Asian:	0	0	0	0	0	0	0
American Indian/Alaskan Native:	0	0	0	0	0	0	0
Native Hawaiian/Other Pacific Islander:	0	0	0	0	0	0	0
American Indian/Alaskan Native & White:	0	0	0	0	0	0	0
Asian White:	0	0	0	0	0	0	0
Black/African American & White:	0	0	0	0	0	0	0
American Indian/Alaskan Native & Black/African American:	0	0	0	0	0	0	0
Other multi-racial:	0	0	0	0	0	0	0
Asian/Pacific Islander:	0	0	0	0	0	0	0
Hispanic:	0	0	0	0	0	0	0

Total: 4 1 0 0 4 1 0  
 Female-headed Households: 0 0 0 0

Income Category:

	Owner	Renter	Total	Person
Extremely Low	0	0	0	0
Low Mod	1	0	1	0
Moderate	3	0	3	0
Non Low Moderate	0	0	0	0
Total	4	0	4	0
Percent Low/Mod	###	0.0%	100%	0.0%

Annual Accomplishments

Accomplishment Narrative

Year # Benefiting  
 2016 0 In the colonias of Kinney County Ranch Estates and Macie Road, Contractor shall install approximately six thousand eight hundred linear feet (6,800 l.f.) of six-inch (6") to eight-inch

UGLG: VAL VERDE COUNTY

Grant Year: 2016

Project: 0004 - 2016 CFC

Objective: Create suitable living environments

IDIS Activity: 42161 - 7216075 Val Verde County

Outcome: Availability/accessibility

Activity to prevent, prepare for, and respond to Coronavirus: No

Status: Completed 09/23/2020

Matrix Code: Water/Sewer Improvements (03J)

Location:

PO Box 4250 Del Rio, TX 78841-4250

National Objective: LMA

Initial Funding Date: 11/18/2016

Financing:

Funded Amount: \$440,050.00

Net Drawn: \$440,050.00

Balance: \$0.00

Description:

In the colonias of San Felipe Pastures and Cienegas Terrace, Contractor shall install one (1) ground storage tank, one (1) hydropneumatic tank, one (1) chlorine building, one (1) control building, booster pumps, piping, electrical, install approximately one thousand five

Proposed Accomplishments:

People (General) : 135

Total Population in Service Area: 135

Census Tract Percent Low / Mod: 94.80

Actual Accomplishments:

Number assisted:

	Owner		Renter		Total		Person
	Total	Hispanic	Total	Hispanic	Total	Hispanic	
White:	0	0	0	0	0	0	0
Black/African American:	0	0	0	0	0	0	0
Asian:	0	0	0	0	0	0	0
American Indian/Alaskan Native:	0	0	0	0	0	0	0
Native Hawaiian/Other Pacific Islander:	0	0	0	0	0	0	0
American Indian/Alaskan Native & White:	0	0	0	0	0	0	0
Asian White:	0	0	0	0	0	0	0
Black/African American & White:	0	0	0	0	0	0	0
American Indian/Alaskan Native & Black/African American:	0	0	0	0	0	0	0
Other multi-racial:	0	0	0	0	0	0	0
Asian/Pacific Islander:	0	0	0	0	0	0	0
Hispanic:	0	0	0	0	0	0	0
Total:	0	0	0	0	0	0	0
Female-headed Households:	0		0		0		

Income Category:

	Owner	Renter	Total	Person
Extremely Low	0	0	0	0
Low Mod	0	0	0	0
Moderate	0	0	0	0
Non Low Moderate	0	0	0	0
Total	0	0	0	0
Percent Low/Mod	0.0%	0.0%	0.0%	0.0%

Annual Accomplishments

Accomplishment Narrative

Year # Benefiting

2016 0 Project design, plans and specs are being prepared by engineer

UGLG: VAL VERDE COUNTY

Grant Year: 2016

Project: 0004 - 2016 CFC

Objective: Create suitable living environments

IDIS Activity: 42162 - 7216075 Val Verde County  
 Activity to prevent, prepare for, and respond to Coronavirus: No

Outcome: Availability/accessibility

Status: Completed 09/23/2020  
 Location:  
 PO Box 4250 Del Rio, TX 78841-4250

Matrix Code: Rehab; Single-Unit Residential (14A)

National Objective: LMH

Initial Funding Date: 11/18/2016  
 Financing:  
 Funded Amount: \$9,950.00  
 Net Drawn: \$9,950.00  
 Balance: \$0.00

Description:  
 In the colonias of San Felipe Pastures and Cienegas Terrace, Contractor shall install one (1) ground storage tank, one (1) hydropneumatic tank, one (1) chlorine building, one (1) control building, booster pumps, piping, electrical, install approximately one thousand five

Proposed Accomplishments:  
 Housing Units : 14  
 Total Population in Service Area: 0  
 Census Tract Percent Low / Mod: 0.00

Actual Accomplishments:

Number assisted:

	Owner		Renter		Total		Person
	Total	Hispanic	Total	Hispanic	Total	Hispanic	
White:	14	8	0	0	14	8	0
Black/African American:	0	0	0	0	0	0	0
Asian:	0	0	0	0	0	0	0
American Indian/Alaskan Native:	0	0	0	0	0	0	0
Native Hawaiian/Other Pacific Islander:	0	0	0	0	0	0	0
American Indian/Alaskan Native & White:	0	0	0	0	0	0	0
Asian White:	0	0	0	0	0	0	0
Black/African American & White:	0	0	0	0	0	0	0
American Indian/Alaskan Native & Black/African American:	0	0	0	0	0	0	0
Other multi-racial:	0	0	0	0	0	0	0
Asian/Pacific Islander:	0	0	0	0	0	0	0
Hispanic:	0	0	0	0	0	0	0

Total:	14	8	0	0	14	8	0
Female-headed Households:	2		0		2		

Income Category:

	Owner	Renter	Total	Person
Extremely Low	0	0	0	0
Low Mod	2	0	2	0
Moderate	12	0	12	0
Non Low Moderate	0	0	0	0
Total	14	0	14	0
Percent Low/Mod	###	0.0%	100%	0.0%

Annual Accomplishments

Accomplishment Narrative

Year # Benefiting

2016 0 Project design, plans and specs are being prepared by engineer

UGLG:

Grant Year: 2016

Project: 0004 - 2016 CFC

Objective:

IDIS Activity: 42163 - 7216075 Val Verde County

Outcome:

Activity to prevent, prepare for, and respond to Coronavirus: No

Status: Completed 09/23/2020

Matrix Code: General Program Administration (21A)

Location:

National Objective:

Initial Funding Date: 11/18/2016

Description:

Financing:

local admin

Funded Amount: \$50,000.00

Net Drawn: \$50,000.00

Balance: \$0.00

Proposed Accomplishments:

: 0

Total Population in Service Area: 0

Census Tract Percent Low / Mod: 0.00

Actual Accomplishments:

Number assisted:

	Owner		Renter		Total		Person
	Total	Hispanic	Total	Hispanic	Total	Hispanic	
White:	0	0	0	0	0	0	0
Black/African American:	0	0	0	0	0	0	0
Asian:	0	0	0	0	0	0	0
American Indian/Alaskan Native:	0	0	0	0	0	0	0
Native Hawaiian/Other Pacific Islander:	0	0	0	0	0	0	0
American Indian/Alaskan Native & White:	0	0	0	0	0	0	0
Asian White:	0	0	0	0	0	0	0
Black/African American & White:	0	0	0	0	0	0	0
American Indian/Alaskan Native & Black/African American:	0	0	0	0	0	0	0
Other multi-racial:	0	0	0	0	0	0	0
Asian/Pacific Islander:	0	0	0	0	0	0	0
Hispanic:	0	0	0	0	0	0	0
Total:	0	0	0	0	0	0	0
Female-headed Households:	0		0		0		

Income Category:

	Owner	Renter	Total	Person
Extremely Low	0	0	0	0
Low Mod	0	0	0	0
Moderate	0	0	0	0
Non Low Moderate	0	0	0	0
Total	0	0	0	0
Percent Low/Mod	0.0%	0.0%	0.0%	0.0%

Annual Accomplishments

Accomplishment Narrative

Year # Benefiting  
 UGLG: LA SALLE COUNTY  
 Grant Year: 2016  
 Project: 0004 - 2016 CFC

Objective: Create suitable living environments

IDIS Activity: 42167 - 7216095 La Salle County  
 Activity to prevent, prepare for, and respond to Coronavirus: No

Outcome: Availability/accessibility

Status: Completed 01/22/2021

Matrix Code: Water/Sewer Improvements (03J)

Location:  
 101 Courthouse Sq Cotulla, TX 78014-2263

National Objective: LMA

Initial Funding Date: 11/18/2016  
 Financing:  
 Funded Amount: \$432,790.20  
 Net Drawn: \$432,790.20  
 Balance: \$0.00

Description:  
 In the colonia of Gardendale, Contractor shall install approximately six thousand linear feet (6,000 l.f.) of six-inch  
 (6

Proposed Accomplishments:

People (General) : 126  
 Total Population in Service Area: 126  
 Census Tract Percent Low / Mod: 73.00

Actual Accomplishments:

Number assisted:

	Owner		Renter		Total		Person
	Total	Hispanic	Total	Hispanic	Total	Hispanic	
White:	0	0	0	0	0	0	0
Black/African American:	0	0	0	0	0	0	0
Asian:	0	0	0	0	0	0	0
American Indian/Alaskan Native:	0	0	0	0	0	0	0
Native Hawaiian/Other Pacific Islander:	0	0	0	0	0	0	0
American Indian/Alaskan Native & White:	0	0	0	0	0	0	0
Asian White:	0	0	0	0	0	0	0
Black/African American & White:	0	0	0	0	0	0	0
American Indian/Alaskan Native & Black/African American:	0	0	0	0	0	0	0
Other multi-racial:	0	0	0	0	0	0	0
Asian/Pacific Islander:	0	0	0	0	0	0	0
Hispanic:	0	0	0	0	0	0	0
Total:	0	0	0	0	0	0	0



Female-headed Households: 0 0 0

Income Category:

	Owner	Renter	Total	Person
Extremely Low	0	0	0	0
Low Mod	0	0	0	0
Moderate	0	0	0	0
Non Low Moderate	0	0	0	0
Total	0	0	0	0
Percent Low/Mod	0.0%	0.0%	0.0%	0.0%

Annual Accomplishments

Accomplishment Narrative

Year # Benefiting  
2016

0 Project design, plans and specs are being prepared by engineer

UGLG:

Grant Year: 2016

Project: 0004 - 2016 CFC

Objective:

IDIS Activity: 42168 - 7216095 La Salle County

Outcome:

Activity to prevent, prepare for, and respond to Coronavirus: No

Status: Completed 01/22/2021

Matrix Code: General Program Administration (21A)

Location:

National Objective:

, -

Initial Funding Date: 11/18/2016

Description:

Financing:

local admin

Funded Amount: \$31,500.00

Net Drawn: \$31,500.00

Balance: \$0.00

Proposed Accomplishments:

: 0

Total Population in Service Area: 0

Census Tract Percent Low / Mod: 0.00

Actual Accomplishments:

Number assisted:

	Owner		Renter		Total		Person
	Total	Hispanic	Total	Hispanic	Total	Hispanic	
White:	0	0	0	0	0	0	0
Black/African American:	0	0	0	0	0	0	0
Asian:	0	0	0	0	0	0	0
American Indian/Alaskan Native:	0	0	0	0	0	0	0
Native Hawaiian/Other Pacific Islander:	0	0	0	0	0	0	0
American Indian/Alaskan Native & White:	0	0	0	0	0	0	0
Asian White:	0	0	0	0	0	0	0
Black/African American & White:	0	0	0	0	0	0	0
American Indian/Alaskan Native & Black/African American:	0	0	0	0	0	0	0
Other multi-racial:	0	0	0	0	0	0	0
Asian/Pacific Islander:	0	0	0	0	0	0	0
Hispanic:	0	0	0	0	0	0	0
Total:	0	0	0	0	0	0	0
Female-headed Households:	0		0		0		

Income Category:

	Owner	Renter	Total	Person
Extremely Low	0	0	0	0
Low Mod	0	0	0	0
Moderate	0	0	0	0
Non Low Moderate	0	0	0	0
Total	0	0	0	0
Percent Low/Mod	0.0%	0.0%	0.0%	0.0%

Annual Accomplishments

Accomplishment Narrative

Year # Benefiting

UGLG: HAMILTON

Grant Year: 2016

Project: 0007 - 2016 PCB

Objective: Create suitable living environments

IDIS Activity: 42190 - 7216054 Hamilton

Outcome: Affordability

Activity to prevent, prepare for, and respond to Coronavirus: No

Status: Completed 11/06/2020  
 Location:  
 200 E Main St Hamilton, TX 76531-1920

Matrix Code: State Planning ONLY (20A)

National Objective: LMA

Initial Funding Date: 12/01/2016  
 Financing:  
 Funded Amount: \$48,315.00  
 Net Drawn: \$48,315.00  
 Balance: \$0.00

Description:  
 Planning Studies: base planning activities (regarding base mapping, land use, housing, population), economic development, streets, water system, wastewater system, storm drainage, parks, capital improvements program, zoning

Proposed Accomplishments:  
 People (General) : 3,095  
 Total Population in Service Area: 3,095  
 Census Tract Percent Low / Mod: 56.70

Actual Accomplishments:

Number assisted:

	Owner		Renter		Total		Person
	Total	Hispanic	Total	Hispanic	Total	Hispanic	
White:	0	0	0	0	0	0	0
Black/African American:	0	0	0	0	0	0	0
Asian:	0	0	0	0	0	0	0
American Indian/Alaskan Native:	0	0	0	0	0	0	0
Native Hawaiian/Other Pacific Islander:	0	0	0	0	0	0	0
American Indian/Alaskan Native & White:	0	0	0	0	0	0	0
Asian White:	0	0	0	0	0	0	0
Black/African American & White:	0	0	0	0	0	0	0
American Indian/Alaskan Native & Black/African American:	0	0	0	0	0	0	0
Other multi-racial:	0	0	0	0	0	0	0
Asian/Pacific Islander:	0	0	0	0	0	0	0
Hispanic:	0	0	0	0	0	0	0
Total:	0	0	0	0	0	0	0
Female-headed Households:	0		0		0		

Income Category:

	Owner	Renter	Total	Person
Extremely Low	0	0	0	0
Low Mod	0	0	0	0
Moderate	0	0	0	0
Non Low Moderate	0	0	0	0
Total	0	0	0	0
Percent Low/Mod	0.0%	0.0%	0.0%	0.0%

Annual Accomplishments

Accomplishment Narrative

Year # Benefiting  
 2016 0 Planning Studies: base planning activities (regarding base mapping, land use, housing, population), economic development, streets, water system, wastewater system, storm

UGLG: NATALIA

Grant Year: 2016

Project: 0007 - 2016 PCB

Objective: Create suitable living environments

IDIS Activity: 42193 - 7216074 Natalia

Outcome: Availability/accessibility

Activity to prevent, prepare for, and respond to Coronavirus: No

Status: Completed 02/25/2021

Matrix Code: State Planning ONLY (20A)

Location:

PO Box 270 Natalia, TX 78059-0270

National Objective: LMA

Initial Funding Date: 12/02/2016

Financing:

Funded Amount: \$39,705.00

Net Drawn: \$39,705.00

Balance: \$0.00

Description:

Planning Studies: base planning activities (regarding base mapping, land use, housing, population), economic development, streets, water system, wastewater system, storm drainage, parks, capital improvements program, subdivision ordinance, zoning

Proposed Accomplishments:

People (General) : 1,750

Total Population in Service Area: 1,750

Census Tract Percent Low / Mod: 58.50

Actual Accomplishments:

Number assisted:

	Owner		Renter		Total		Person
	Total	Hispanic	Total	Hispanic	Total	Hispanic	
White:	0	0	0	0	0	0	0
Black/African American:	0	0	0	0	0	0	0
Asian:	0	0	0	0	0	0	0
American Indian/Alaskan Native:	0	0	0	0	0	0	0
Native Hawaiian/Other Pacific Islander:	0	0	0	0	0	0	0
American Indian/Alaskan Native & White:	0	0	0	0	0	0	0
Asian White:	0	0	0	0	0	0	0
Black/African American & White:	0	0	0	0	0	0	0
American Indian/Alaskan Native & Black/African American:	0	0	0	0	0	0	0
Other multi-racial:	0	0	0	0	0	0	0
Asian/Pacific Islander:	0	0	0	0	0	0	0
Hispanic:	0	0	0	0	0	0	0
Total:	0	0	0	0	0	0	0
Female-headed Households:	0		0		0		

Income Category:

	Owner	Renter	Total	Person
Extremely Low	0	0	0	0
Low Mod	0	0	0	0
Moderate	0	0	0	0
Non Low Moderate	0	0	0	0
Total	0	0	0	0
Percent Low/Mod	0.0%	0.0%	0.0%	0.0%

Annual Accomplishments

Accomplishment Narrative

Year: 2016 # Benefiting: 0  
 Accomplishment Narrative: 0 Planning Studies: base planning activities (regarding base mapping, land use, housing, population), economic development, streets, water system, wastewater system, storm

UCLG: CITY OF NEWTON  
 Grant Year: 2016

Project: 0007 - 2016 PCB Objective: Create suitable living environments

IDIS Activity: 42194 - 7216084 Newton Outcome: Affordability

Activity to prevent, prepare for, and respond to Coronavirus: No

Status: Completed 02/25/2021 Matrix Code: State Planning ONLY (20A)

Location:

101 W North St Newton, TX 75966-3220

National Objective: LMA

Initial Funding Date: 12/02/2016  
 Financing:  
 Funded Amount: \$47,895.00  
 Net Drawn: \$47,895.00  
 Balance: \$0.00

Description:

Planning Studies: base planning activities (regarding base mapping, land use, housing, population), economic development, streets, water system, wastewater system, electric system.

Proposed Accomplishments:

People (General) : 2,055  
 Total Population in Service Area: 2,055  
 Census Tract Percent Low / Mod: 55.10

Actual Accomplishments:

Number assisted:

	Owner		Renter		Total		Person
	Total	Hispanic	Total	Hispanic	Total	Hispanic	
White:	0	0	0	0	0	0	0
Black/African American:	0	0	0	0	0	0	0
Asian:	0	0	0	0	0	0	0
American Indian/Alaskan Native:	0	0	0	0	0	0	0
Native Hawaiian/Other Pacific Islander:	0	0	0	0	0	0	0
American Indian/Alaskan Native & White:	0	0	0	0	0	0	0
Asian White:	0	0	0	0	0	0	0
Black/African American & White:	0	0	0	0	0	0	0
American Indian/Alaskan Native & Black/African American:	0	0	0	0	0	0	0
Other multi-racial:	0	0	0	0	0	0	0
Asian/Pacific Islander:	0	0	0	0	0	0	0
Hispanic:	0	0	0	0	0	0	0
Total:	0	0	0	0	0	0	0
Female-headed Households:	0		0		0		

Income Category:

Owner	Renter	Total	Person
-------	--------	-------	--------

Extremely Low	0	0	0	0
Low Mod	0	0	0	0
Moderate	0	0	0	0
Non Low Moderate	0	0	0	0
Total	0	0	0	0
Percent Low/Mod	0.0%	0.0%	0.0%	0.0%

Annual Accomplishments

Accomplishment Narrative

Year # Benefiting

2016 0 Planning Studies: base planning activities (regarding base mapping, land use, housing, population), economic development, streets, water system, wastewater system, electric system.

UGLG: WHARTON

Grant Year: 2016

Project: 0007 - 2016 PCB

Objective: Create suitable living environments

IDIS Activity: 42198 - 7216124 Wharton

Outcome: Sustainability

Activity to prevent, prepare for, and respond to Coronavirus: No

Status: Completed 11/09/2020

Matrix Code: State Planning ONLY (20A)

Location:

120 E Caney St Wharton, TX 77488-5006

National Objective: LMA

Initial Funding Date: 12/02/2016

Financing:

Funded Amount: \$53,460.00

Net Drawn: \$53,460.00

Balance: \$0.00

Description:

Planning Studies: base planning activities (regarding base mapping, land use, housing, population), economic development, central business district, streets, thoroughfares, water system, wastewater system, storm drainage, parks, capital improvements program,

Proposed Accomplishments:

People (General) : 8,475

Total Population in Service Area: 8,475

Census Tract Percent Low / Mod: 53.30

Actual Accomplishments:

Number assisted:

Owner	Renter	Total
-------	--------	-------

	Total	Hispanic	Total	Hispanic	Total	Hispanic	Person
White:	0	0	0	0	0	0	0
Black/African American:	0	0	0	0	0	0	0
Asian:	0	0	0	0	0	0	0
American Indian/Alaskan Native:	0	0	0	0	0	0	0
Native Hawaiian/Other Pacific Islander:	0	0	0	0	0	0	0
American Indian/Alaskan Native & White:	0	0	0	0	0	0	0
Asian White:	0	0	0	0	0	0	0
Black/African American & White:	0	0	0	0	0	0	0
American Indian/Alaskan Native & Black/African American:	0	0	0	0	0	0	0
Other multi-racial:	0	0	0	0	0	0	0
Asian/Pacific Islander:	0	0	0	0	0	0	0
Hispanic:	0	0	0	0	0	0	0
Total:	0	0	0	0	0	0	0
Female-headed Households:	0		0		0		

Income Category:

	Owner	Renter	Total	Person
Extremely Low	0	0	0	0
Low Mod	0	0	0	0
Moderate	0	0	0	0
Non Low Moderate	0	0	0	0
Total	0	0	0	0
Percent Low/Mod	0.0%	0.0%	0.0%	0.0%

Annual Accomplishments

Accomplishment Narrative

Year # Benefiting  
2016

0 Programmatic closing pending

UGLG: Winters

Grant Year: 2016

Project: 0007 - 2016 PCB

Objective: Create suitable living environments

IDIS Activity: 42199 - 7216134 Winters

Outcome: Availability/accessibility

Activity to prevent, prepare for, and respond to Coronavirus: No

Status: Completed 02/26/2021

Matrix Code: State Planning ONLY (20A)



Location:

310 S Main St Winters, TX 79567-5615

National Objective: LMA

Initial Funding Date: 12/02/2016  
 Financing:  
 Funded Amount: \$44,430.00  
 Net Drawn: \$44,430.00  
 Balance: \$0.00

Description:

Planning Studies: base planning activities (regarding base mapping, land use, housing, population), economic development, streets, water system, wastewater system, storm drainage, parks, capital improvements program, zoning

Proposed Accomplishments:

People (General) : 2,565  
 Total Population in Service Area: 2,565  
 Census Tract Percent Low / Mod: 52.00

Actual Accomplishments:

Number assisted:

	Owner		Renter		Total		Person
	Total	Hispanic	Total	Hispanic	Total	Hispanic	
White:	0	0	0	0	0	0	0
Black/African American:	0	0	0	0	0	0	0
Asian:	0	0	0	0	0	0	0
American Indian/Alaskan Native:	0	0	0	0	0	0	0
Native Hawaiian/Other Pacific Islander:	0	0	0	0	0	0	0
American Indian/Alaskan Native & White:	0	0	0	0	0	0	0
Asian White:	0	0	0	0	0	0	0
Black/African American & White:	0	0	0	0	0	0	0
American Indian/Alaskan Native & Black/African American:	0	0	0	0	0	0	0
Other multi-racial:	0	0	0	0	0	0	0
Asian/Pacific Islander:	0	0	0	0	0	0	0
Hispanic:	0	0	0	0	0	0	0
Total:	0	0	0	0	0	0	0
Female-headed Households:	0		0		0		

Income Category:

Owner	Renter	Total	Person
-------	--------	-------	--------

Extremely Low	0	0	0	0
Low Mod	0	0	0	0
Moderate	0	0	0	0
Non Low Moderate	0	0	0	0
Total	0	0	0	0
Percent Low/Mod	0.0%	0.0%	0.0%	0.0%

Annual Accomplishments

Accomplishment Narrative

Year	# Benefiting	Accomplishment Narrative
2016		0 Planning Studies: base planning activities (regarding base mapping, land use, housing, population), economic development, streets, water system, wastewater system, storm

UGLG: BASTROP COUNTY

Grant Year: 2016

Project: 0008 - 2016 DR

Objective: Create suitable living environments

IDIS Activity: 42205 - 7216177 Bastrop County

Outcome: Sustainability

Activity to prevent, prepare for, and respond to Coronavirus: No

Status: Completed 06/29/2021

Matrix Code: Street Improvements (03K)

Location:

804 Pecan St Bastrop, TX 78602-3818

National Objective: URG

Initial Funding Date: 12/02/2016

Financing:

Funded Amount: \$75,486.17

Net Drawn: \$75,486.17

Balance: \$0.00

Description:

Contractor shall, through force account method of construction, reconstruct and/or repair to pre-storm conditions approximately fifty-nine thousand two hundred three linear feet (59,203 L).

Proposed Accomplishments:

People (General) : 50,685

Total Population in Service Area: 0

Census Tract Percent Low / Mod: 0.00

Actual Accomplishments:

Number assisted:

Owner	Renter	Total
-------	--------	-------

	Total	Hispanic	Total	Hispanic	Total	Hispanic	Person
White:	0	0	0	0	0	0	0
Black/African American:	0	0	0	0	0	0	0
Asian:	0	0	0	0	0	0	0
American Indian/Alaskan Native:	0	0	0	0	0	0	0
Native Hawaiian/Other Pacific Islander:	0	0	0	0	0	0	0
American Indian/Alaskan Native & White:	0	0	0	0	0	0	0
Asian White:	0	0	0	0	0	0	0
Black/African American & White:	0	0	0	0	0	0	0
American Indian/Alaskan Native & Black/African American:	0	0	0	0	0	0	0
Other multi-racial:	0	0	0	0	0	0	0
Asian/Pacific Islander:	0	0	0	0	0	0	0
Hispanic:	0	0	0	0	0	0	0
Total:	0	0	0	0	0	0	0
Female-headed Households:	0		0		0		

Income Category:

	Owner	Renter	Total	Person
Extremely Low	0	0	0	0
Low Mod	0	0	0	0
Moderate	0	0	0	0
Non Low Moderate	0	0	0	0
Total	0	0	0	0
Percent Low/Mod	0.0%	0.0%	0.0%	0.0%

Annual Accomplishments

Accomplishment Narrative

Year # Benefiting

2016 50,685 Project is 76-99% complete

UGLG:

Grant Year: 2016

Project: 0236 - 2009 Disaster Relief Deob

Objective:

IDIS Activity: 42206 - 7216177 Bastrop County

Outcome:

Activity to prevent, prepare for, and respond to Coronavirus: No

Status: Completed 06/29/2021

Matrix Code: General Program Administration (21A)

Location:

National Objective:

Initial Funding Date: 12/02/2016  
 Financing:  
 Funded Amount: \$0.00  
 Net Drawn: \$0.00  
 Balance: \$0.00

Description:  
local admin

Proposed Accomplishments:

: 0  
 Total Population in Service Area: 0  
 Census Tract Percent Low / Mod: 0.00

Actual Accomplishments:

Number assisted:

	Owner		Renter		Total		Person
	Total	Hispanic	Total	Hispanic	Total	Hispanic	
White:	0	0	0	0	0	0	0
Black/African American:	0	0	0	0	0	0	0
Asian:	0	0	0	0	0	0	0
American Indian/Alaskan Native:	0	0	0	0	0	0	0
Native Hawaiian/Other Pacific Islander:	0	0	0	0	0	0	0
American Indian/Alaskan Native & White:	0	0	0	0	0	0	0
Asian White:	0	0	0	0	0	0	0
Black/African American & White:	0	0	0	0	0	0	0
American Indian/Alaskan Native & Black/African American:	0	0	0	0	0	0	0
Other multi-racial:	0	0	0	0	0	0	0
Asian/Pacific Islander:	0	0	0	0	0	0	0
Hispanic:	0	0	0	0	0	0	0
Total:	0	0	0	0	0	0	0
Female-headed Households:	0		0		0		

Income Category:

Owner	Renter	Total	Person
-------	--------	-------	--------

Extremely Low	0	0	0	0
Low Mod	0	0	0	0
Moderate	0	0	0	0
Non Low Moderate	0	0	0	0
Total	0	0	0	0
Percent Low/Mod	0.0%	0.0%	0.0%	0.0%

Annual Accomplishments      Accomplishment Narrative

Year      # Benefiting  
 UGLG:      Eastland County  
 Grant Year:      2016  
 Project:      0008 - 2016 DR

Objective:      Create suitable living environments

IDIS Activity:      42207 - 7216187 Eastland County  
 Activity to prevent, prepare for, and respond to Coronavirus:      No

Outcome:      Sustainability

Status:      Completed 08/11/2021  
 Location:  
 100 W Main St Eastland, TX 76448-2791

Matrix Code:      Street Improvements (03K)

National Objective: URG

Initial Funding Date:      12/02/2016  
 Financing:  
 Funded Amount:      \$259,636.00  
 Net Drawn:      \$259,636.00  
 Balance:      \$0.00

Description:  
 Contractor shall, through an agreement with the Eastland County Water Supply District, contract for repairs to Lake Leon Dam damaged during the flooding of May 2015 as specified on FEMA project worksheets to include repair of dam embankment on each side

Proposed Accomplishments:  
 People (General) : 17,550  
 Total Population in Service Area: 0  
 Census Tract Percent Low / Mod: 0.00

Actual Accomplishments:

Number assisted:

Owner		Renter		Total		Person
Total	Hispanic	Total	Hispanic	Total	Hispanic	

White:	0	0	0	0	0	0	0
Black/African American:	0	0	0	0	0	0	0
Asian:	0	0	0	0	0	0	0
American Indian/Alaskan Native:	0	0	0	0	0	0	0
Native Hawaiian/Other Pacific Islander:	0	0	0	0	0	0	0
American Indian/Alaskan Native & White:	0	0	0	0	0	0	0
Asian White:	0	0	0	0	0	0	0
Black/African American & White:	0	0	0	0	0	0	0
American Indian/Alaskan Native & Black/African American:	0	0	0	0	0	0	0
Other multi-racial:	0	0	0	0	0	0	0
Asian/Pacific Islander:	0	0	0	0	0	0	0
Hispanic:	0	0	0	0	0	0	0
Total:	0	0	0	0	0	0	0
Female-headed Households:	0		0		0		0

Income Category:

	Owner	Renter	Total	Person
Extremely Low	0	0	0	0
Low Mod	0	0	0	0
Moderate	0	0	0	0
Non Low Moderate	0	0	0	0
Total	0	0	0	0
Percent Low/Mod	0.0%	0.0%	0.0%	0.0%

Annual Accomplishments

Accomplishment Narrative

Year # Benefiting  
 2016 17,550 Project is 76-99% complete

UGLG: Eastland County  
 Grant Year: 2016  
 Project: 0008 - 2016 DR

IDIS Activity: 42208 - 7216187 Eastland County  
 Activity to prevent, prepare for, and respond to Coronavirus: No

Status: Completed 08/11/2021  
 Location:

Objective: Create suitable living environments

Outcome: Sustainability

Matrix Code: Flood Drainage Improvements (031)

100 W Main St Eastland, TX 76448-2791

National Objective: URG

Initial Funding Date: 12/02/2016  
 Financing:  
 Funded Amount: \$55,364.00  
 Net Drawn: \$55,364.00  
 Balance: \$0.00

Description:  
 Contractor shall, through an agreement with the Eastland County Water Supply District, contract for repairs to Lake Leon Dam damaged during the flooding of May 2015 as specified on FEMA project worksheets to include repair of dam embankment on each side

Proposed Accomplishments:  
 People (General) : 17,550  
 Total Population in Service Area: 0  
 Census Tract Percent Low / Mod: 0.00

Actual Accomplishments:

Number assisted:

	Owner		Renter		Total		Person
	Total	Hispanic	Total	Hispanic	Total	Hispanic	
White:	0	0	0	0	0	0	0
Black/African American:	0	0	0	0	0	0	0
Asian:	0	0	0	0	0	0	0
American Indian/Alaskan Native:	0	0	0	0	0	0	0
Native Hawaiian/Other Pacific Islander:	0	0	0	0	0	0	0
American Indian/Alaskan Native & White:	0	0	0	0	0	0	0
Asian White:	0	0	0	0	0	0	0
Black/African American & White:	0	0	0	0	0	0	0
American Indian/Alaskan Native & Black/African American:	0	0	0	0	0	0	0
Other multi-racial:	0	0	0	0	0	0	0
Asian/Pacific Islander:	0	0	0	0	0	0	0
Hispanic:	0	0	0	0	0	0	0
Total:	0	0	0	0	0	0	0
Female-headed Households:	0		0		0		

Income Category:

	Owner	Renter	Total	Person
Extremely Low	0	0	0	0
Low Mod	0	0	0	0

Moderate	0	0	0	0
Non Low Moderate	0	0	0	0
Total	0	0	0	0
Percent Low/Mod	0.0%	0.0%	0.0%	0.0%

Annual Accomplishments      Accomplishment Narrative

Year      # Benefiting  
 2016      17,550 Project is 76-99% complete

UGLG:  
 Grant Year: 2016  
 Project: 0008 - 2016 DR      Objective:  
 IDIS Activity: 42209 - 7216187 Eastland County      Outcome:  
 Activity to prevent, prepare for, and respond to Coronavirus: No  
 Status: Completed 08/11/2021      Matrix Code: General Program Administration (21A)  
 Location:  
 , -      National Objective:

Initial Funding Date: 12/02/2016      Description:  
 Financing: local admin  
 Funded Amount: \$31,500.00  
 Net Drawn: \$31,500.00  
 Balance: \$0.00

Proposed Accomplishments:  
 : 0  
 Total Population in Service Area: 0  
 Census Tract Percent Low / Mod: 0.00

Actual Accomplishments:

Number assisted:

White:	Owner		Renter		Total		Person
	Total	Hispanic	Total	Hispanic	Total	Hispanic	
	0	0	0	0	0	0	0



Black/African American:	0	0	0	0	0	0	0
Asian:	0	0	0	0	0	0	0
American Indian/Alaskan Native:	0	0	0	0	0	0	0
Native Hawaiian/Other Pacific Islander:	0	0	0	0	0	0	0
American Indian/Alaskan Native & White:	0	0	0	0	0	0	0
Asian White:	0	0	0	0	0	0	0
Black/African American & White:	0	0	0	0	0	0	0
American Indian/Alaskan Native & Black/African American:	0	0	0	0	0	0	0
Other multi-racial:	0	0	0	0	0	0	0
Asian/Pacific Islander:	0	0	0	0	0	0	0
Hispanic:	0	0	0	0	0	0	0
Total:	0	0	0	0	0	0	0
Female-headed Households:	0		0		0		

Income Category:

	Owner	Renter	Total	Person
Extremely Low	0	0	0	0
Low Mod	0	0	0	0
Moderate	0	0	0	0
Non Low Moderate	0	0	0	0
Total	0	0	0	0
Percent Low/Mod	0.0%	0.0%	0.0%	0.0%

Annual Accomplishments

Accomplishment Narrative

Year # Benefiting  
 UGLG: Kyle  
 Grant Year: 2016

Project: 0002 - 2016 ED

Objective: Create economic opportunities

IDIS Activity: 42233 - 7216212 Kyle

Outcome: Sustainability

Activity to prevent, prepare for, and respond to Coronavirus: No

Status: Completed 05/14/2021

Matrix Code: ED Direct Financial Assistance to For-Profits (18A)

Location:

PO Box 40 Kyle, TX 78640-0040

National Objective: LMJ

Initial Funding Date: 12/27/2016  
 Financing:  
 Funded Amount: \$406,905.22  
 Net Drawn: \$406,905.22  
 Balance: \$0.00

Description:  
 This Texas Capital Fund economic development award will provide sewer infrastructure improvements in support of the creation of a uniform rental services facility operated by ALSCO, Inc., in Kyle, TX that will result in 66 new full time employees.

Proposed Accomplishments:

Jobs : 90  
 Total Population in Service Area: 0  
 Census Tract Percent Low / Mod: 0.00

Actual Accomplishments:

Number assisted:

	Owner		Renter		Total		Person
	Total	Hispanic	Total	Hispanic	Total	Hispanic	
White:	0	0	0	0	0	0	71
Black/African American:	0	0	0	0	0	0	15
Asian:	0	0	0	0	0	0	0
American Indian/Alaskan Native:	0	0	0	0	0	0	1
Native Hawaiian/Other Pacific Islander:	0	0	0		0	0	0
American Indian/Alaskan Native & White:	0	0	0	0	0	0	0
Asian White:	0	0	0	0	0	0	0
Black/African American & White:	0	0	0	0	0	0	1
American Indian/Alaskan Native & Black/African American:	0	0	0	0	0	0	0
Other multi-racial:	0	0	0	0	0	0	2
Asian/Pacific Islander:	0	0	0	0	0	0	0
Hispanic:	0	0	0	0	0	0	0
Total:	0	0	0	0	0	0	90
Female-headed Households:	0		0		0		

Income Category:

	Owner	Renter	Total	Person
Extremely Low	0	0	0	31
Low Mod	0	0	0	28
Moderate	0	0	0	15
Non Low Moderate	0	0	0	16

Total 0 0 0 90  
 Percent Low/Mod 0.0% 0.0% 0.0% 82%

Annual Accomplishments Accomplishment Narrative

Year # Benefiting  
 2016 0 Project is 26-50% complete

UGLG:  
 Grant Year: 2016  
 Project: 0005 - 2016 CEDAP Objective:  
 IDIS Activity: 42269 - 7216135 Cameron County Outcome:  
 Activity to prevent, prepare for, and respond to Coronavirus: No  
 Status: Open Matrix Code: General Program Administration (21A)  
 Location: National Objective:  
 , -

Initial Funding Date: 01/12/2017 Description:  
 Financing: local admin  
 Funded Amount: \$25,836.19  
 Net Drawn: \$25,836.19  
 Balance: \$0.00

Proposed Accomplishments:  
 : 0  
 Total Population in Service Area: 0  
 Census Tract Percent Low / Mod: 0.00

Actual Accomplishments:  
 Number assisted:

	Owner		Renter		Total		
	Total	Hispanic	Total	Hispanic	Total	Hispanic	Person
White:	0	0	0	0	0	0	0
Black/African American:	0	0	0	0	0	0	0
Asian:	0	0	0	0	0	0	0

American Indian/Alaskan Native:	0	0	0	0	0	0	0
Native Hawaiian/Other Pacific Islander:	0	0	0	0	0	0	0
American Indian/Alaskan Native & White:	0	0	0	0	0	0	0
Asian White:	0	0	0	0	0	0	0
Black/African American & White:	0	0	0	0	0	0	0
American Indian/Alaskan Native & Black/African American:	0	0	0	0	0	0	0
Other multi-racial:	0	0	0	0	0	0	0
Asian/Pacific Islander:	0	0	0	0	0	0	0
Hispanic:	0	0	0	0	0	0	0
Total:	0	0	0	0	0	0	0
Female-headed Households:	0		0		0		

Income Category:

	Owner	Renter	Total	Person
Extremely Low	0	0	0	0
Low Mod	0	0	0	0
Moderate	0	0	0	0
Non Low Moderate	0	0	0	0
Total	0	0	0	0
Percent Low/Mod	0.0%	0.0%	0.0%	0.0%

Annual Accomplishments

Accomplishment Narrative

Year # Benefiting

UGLG: HIDALGO COUNTY

Grant Year: 2016

Project: 0005 - 2016 CEDAP

Objective: Create suitable living environments

IDIS Activity: 42425 - 7217005 Hidalgo County

Outcome: Availability/accessibility

Activity to prevent, prepare for, and respond to Coronavirus: No

Status: Completed 08/11/2021

Matrix Code: Rehab; Single-Unit Residential (14A)

Location:

100 E Cano St Fl 2 Edinburg, TX 78539-4533

National Objective: LMH

Initial Funding Date: 03/24/2017

Description:

Financing: Contractor, in conjunction with North Alamo Water Supply Corporation, shall provide first-

Funded Amount: \$507,700.29  
 Net Drawn: \$507,700.29  
 Balance: \$0.00

time public sewer service to 400 colonia households in 6 coloniasMuniz Subdivision, Isaacs Subdivision, Tower Road Estates, Alberta Acres, L.J.

Proposed Accomplishments:

Housing Units : 324  
 Total Population in Service Area: 0  
 Census Tract Percent Low / Mod: 0.00

Actual Accomplishments:

Number assisted:

	Owner		Renter		Total		Person
	Total	Hispanic	Total	Hispanic	Total	Hispanic	
White:	324	0	0	0	324	0	0
Black/African American:	0	0	0	0	0	0	0
Asian:	0	0	0	0	0	0	0
American Indian/Alaskan Native:	0	0	0	0	0	0	0
Native Hawaiian/Other Pacific Islander:	0	0	0	0	0	0	0
American Indian/Alaskan Native & White:	0	0	0	0	0	0	0
Asian White:	0	0	0	0	0	0	0
Black/African American & White:	0	0	0	0	0	0	0
American Indian/Alaskan Native & Black/African American:	0	0	0	0	0	0	0
Other multi-racial:	0	0	0	0	0	0	0
Asian/Pacific Islander:	0	0	0	0	0	0	0
Hispanic:	0	0	0	0	0	0	0
Total:	324	0	0	0	324	0	0
Female-headed Households:	158		0		158		

Income Category:

	Owner	Renter	Total	Person
Extremely Low	183	0	183	0
Low Mod	108	0	108	0
Moderate	33	0	33	0
Non Low Moderate	0	0	0	0
Total	324	0	324	0
Percent Low/Mod	###	0.0%	100%	0.0%

Annual Accomplishments                      Accomplishment Narrative

Year                      # Benefiting  
 2016                      0 Project is 0-25% complete

UGLG:

Grant Year:      2016

Project:            0005 - 2016 CEDAP

Objective:

IDIS Activity:    42427 - 7217005 Hidalgo County

Outcome:

Activity to prevent, prepare for, and respond to Coronavirus:      No

Status:            Completed    08/11/2021

Matrix Code:        General Program Administration (21A)

Location:

National Objective:

Initial Funding Date:            03/24/2017

Description:

Financing:  
 Funded Amount:            \$37,264.07  
 Net Drawn:                  \$37,264.07  
 Balance:                      \$0.00

Contractor, in conjunction with North Alamo Water Supply Corporation, shall provide first-time public sewer service to 400 colonia households in 6 colonias

Proposed Accomplishments:

: 0  
 Total Population in Service Area: 0  
 Census Tract Percent Low / Mod: 0.00

Actual Accomplishments:

Number assisted:

	Owner		Renter		Total		
	Total	Hispanic	Total	Hispanic	Total	Hispanic	Person
White:	0	0	0	0	0	0	0
Black/African American:	0	0	0	0	0	0	0
Asian:	0	0	0	0	0	0	0
American Indian/Alaskan Native:	0	0	0	0	0	0	0
Native Hawaiian/Other Pacific Islander:	0	0	0	0	0	0	0
American Indian/Alaskan Native & White:	0	0	0	0	0	0	0

Asian White:	0	0	0	0	0	0	0
Black/African American & White:	0	0	0	0	0	0	0
American Indian/Alaskan Native & Black/African American:	0	0	0	0	0	0	0
Other multi-racial:	0	0	0	0	0	0	0
Asian/Pacific Islander:	0	0	0	0	0	0	0
Hispanic:	0	0	0	0	0	0	0
Total:	0	0	0	0	0	0	0
Female-headed Households:	0		0		0		

Income Category:

	Owner	Renter	Total	Person
Extremely Low	0	0	0	0
Low Mod	0	0	0	0
Moderate	0	0	0	0
Non Low Moderate	0	0	0	0
Total	0	0	0	0
Percent Low/Mod	0.0%	0.0%	0.0%	0.0%

Annual Accomplishments

Accomplishment Narrative

Year # Benefiting

UGLG:

Grant Year: 2016

Project: 0003 - 2016 CFP

Objective:

IDIS Activity: 42781 - 7217015 Bee County

Outcome:

Activity to prevent, prepare for, and respond to Coronavirus: No

Status: Completed 11/06/2020

Matrix Code: Planning (20)

Location:

National Objective:

Initial Funding Date: 10/31/2017

Financing:

Funded Amount: \$29,000.00

Net Drawn: \$29,000.00

Description:

Contractor shall prepare through a local process comprehensive reports regarding the following Planning Studies: mapping, housing, water, wastewater, streets, drainage planning for Tuleta Colonia

Balance: \$0.00

Proposed Accomplishments:

: 0  
 Total Population in Service Area: 0  
 Census Tract Percent Low / Mod: 0.00

Actual Accomplishments:

Number assisted:

	Owner		Renter		Total		Person
	Total	Hispanic	Total	Hispanic	Total	Hispanic	
White:	0	0	0	0	0	0	0
Black/African American:	0	0	0	0	0	0	0
Asian:	0	0	0	0	0	0	0
American Indian/Alaskan Native:	0	0	0	0	0	0	0
Native Hawaiian/Other Pacific Islander:	0	0	0	0	0	0	0
American Indian/Alaskan Native & White:	0	0	0	0	0	0	0
Asian White:	0	0	0	0	0	0	0
Black/African American & White:	0	0	0	0	0	0	0
American Indian/Alaskan Native & Black/African American:	0	0	0	0	0	0	0
Other multi-racial:	0	0	0	0	0	0	0
Asian/Pacific Islander:	0	0	0	0	0	0	0
Hispanic:	0	0	0	0	0	0	0
Total:	0	0	0	0	0	0	0
Female-headed Households:	0		0		0		

Income Category:

	Owner	Renter	Total	Person
Extremely Low	0	0	0	0
Low Mod	0	0	0	0
Moderate	0	0	0	0
Non Low Moderate	0	0	0	0
Total	0	0	0	0
Percent Low/Mod	0.0%	0.0%	0.0%	0.0%

Annual Accomplishments	Accomplishment Narrative
Year	# Benefiting



UGLG:  
 Grant Year: 2016  
 Project: 0003 - 2016 CFP

Objective:

IDIS Activity: 42783 - 7217035 Jim Hogg County  
 Activity to prevent, prepare for, and respond to Coronavirus: No

Outcome:

Status: Completed 11/17/2020  
 Location:

Matrix Code: Planning (20)

National Objective:

Initial Funding Date: 10/31/2017  
 Financing:  
 Funded Amount: \$29,000.00  
 Net Drawn: \$29,000.00  
 Balance: \$0.00

Description:  
 Contractor shall prepare through a local process comprehensive reports regarding the following Planning Studies: mapping, housing, water, wastewater, streets, drainage planning for Las Lomitas A, Las Lomitas B, Las Lomitas C, South Fork Colonias

Proposed Accomplishments:  
 : 0

Total Population in Service Area: 0  
 Census Tract Percent Low / Mod: 0.00

Actual Accomplishments:

Number assisted:

	Owner		Renter		Total		Person
	Total	Hispanic	Total	Hispanic	Total	Hispanic	
White:	0	0	0	0	0	0	0
Black/African American:	0	0	0	0	0	0	0
Asian:	0	0	0	0	0	0	0
American Indian/Alaskan Native:	0	0	0	0	0	0	0
Native Hawaiian/Other Pacific Islander:	0	0	0	0	0	0	0
American Indian/Alaskan Native & White:	0	0	0	0	0	0	0
Asian White:	0	0	0	0	0	0	0
Black/African American & White:	0	0	0	0	0	0	0
American Indian/Alaskan Native & Black/African American:	0	0	0	0	0	0	0

Other multi-racial:	0	0	0	0	0	0	0
Asian/Pacific Islander:	0	0	0	0	0	0	0
Hispanic:	0	0	0	0	0	0	0
Total:	0	0	0	0	0	0	0
Female-headed Households:	0		0		0		

Income Category:

	Owner	Renter	Total	Person
Extremely Low	0	0	0	0
Low Mod	0	0	0	0
Moderate	0	0	0	0
Non Low Moderate	0	0	0	0
Total	0	0	0	0
Percent Low/Mod	0.0%	0.0%	0.0%	0.0%

Annual Accomplishments

Accomplishment Narrative

Year # Benefiting

UGLG: NASH

Grant Year: 2016

Project: 0042 - 2016/2014 ED PI

Objective: Create economic opportunities

IDIS Activity: 42827 - 7217062 Nash

Outcome: Sustainability

Activity to prevent, prepare for, and respond to Coronavirus: No

Status: Completed 01/22/2021

Matrix Code: ED Direct Financial Assistance to For-Profits (18A)

Location:

PO Box 520 Nash, TX 75569-0520

National Objective: LMA

Initial Funding Date: 11/14/2017

Financing:

Funded Amount: \$36,548.53

Net Drawn: \$36,548.53

Balance: \$0.00

Description:

This Texas Capital Fund economic development award will provide street infrastructure improvements, as well as engineering and administrative services in support of the creation of a farm and garden supply facility operated by Atwood Distributing L.P., in

Proposed Accomplishments:

Businesses : 0  
 Total Population in Service Area: 41  
 Census Tract Percent Low / Mod: 51.20

Actual Accomplishments:

Number assisted:

	Owner		Renter		Total		Person
	Total	Hispanic	Total	Hispanic	Total	Hispanic	
White:	0	0	0	0	0	0	0
Black/African American:	0	0	0	0	0	0	0
Asian:	0	0	0	0	0	0	0
American Indian/Alaskan Native:	0	0	0	0	0	0	0
Native Hawaiian/Other Pacific Islander:	0	0	0	0	0	0	0
American Indian/Alaskan Native & White:	0	0	0	0	0	0	0
Asian White:	0	0	0	0	0	0	0
Black/African American & White:	0	0	0	0	0	0	0
American Indian/Alaskan Native & Black/African American:	0	0	0	0	0	0	0
Other multi-racial:	0	0	0	0	0	0	0
Asian/Pacific Islander:	0	0	0	0	0	0	0
Hispanic:	0	0	0	0	0	0	0
Total:	0	0	0	0	0	0	0
Female-headed Households:	0		0		0		

Income Category:

	Owner	Renter	Total	Person
Extremely Low	0	0	0	0
Low Mod	0	0	0	0
Moderate	0	0	0	0
Non Low Moderate	0	0	0	0
Total	0	0	0	0
Percent Low/Mod	0.0%	0.0%	0.0%	0.0%

Annual Accomplishments Accomplishment Narrative

Year # Benefiting

2016 0 Project is 76-99% complete

UGLG:

Grant Year: 2016

Project: 0001 - 2016 CD

Objective:

IDIS Activity: 43008 - 7217379 Premont

Outcome:

Activity to prevent, prepare for, and respond to Coronavirus: No

Status: Completed 08/11/2021

Matrix Code: General Program Administration (21A)

Location:

National Objective:

Initial Funding Date: 12/12/2017

Description:

Financing:

local admin

Funded Amount: \$29,700.00

Net Drawn: \$29,700.00

Balance: \$0.00

Proposed Accomplishments:

: 0

Total Population in Service Area: 0

Census Tract Percent Low / Mod: 0.00

Actual Accomplishments:

Number assisted:

	Owner		Renter		Total		Person
	Total	Hispanic	Total	Hispanic	Total	Hispanic	
White:	0	0	0	0	0	0	0
Black/African American:	0	0	0	0	0	0	0
Asian:	0	0	0	0	0	0	0
American Indian/Alaskan Native:	0	0	0	0	0	0	0
Native Hawaiian/Other Pacific Islander:	0	0	0	0	0	0	0
American Indian/Alaskan Native & White:	0	0	0	0	0	0	0
Asian White:	0	0	0	0	0	0	0
Black/African American & White:	0	0	0	0	0	0	0
American Indian/Alaskan Native & Black/African American:	0	0	0	0	0	0	0
Other multi-racial:	0	0	0	0	0	0	0
Asian/Pacific Islander:	0	0	0	0	0	0	0

Hispanic:	0	0	0	0	0	0	0
Total:	0	0	0	0	0	0	0
Female-headed Households:	0		0		0		

Income Category:

	Owner	Renter	Total	Person
Extremely Low	0	0	0	0
Low Mod	0	0	0	0
Moderate	0	0	0	0
Non Low Moderate	0	0	0	0
Total	0	0	0	0
Percent Low/Mod	0.0%	0.0%	0.0%	0.0%

Annual Accomplishments

Accomplishment Narrative

Year # Benefiting

UGLG:

Grant Year: 2016

Project: 0001 - 2016 CD

Objective:

IDIS Activity: 43014 - 7217500 Whiteface

Outcome:

Activity to prevent, prepare for, and respond to Coronavirus: No

Status: Completed 09/15/2020

Matrix Code: General Program Administration (21A)

Location:

National Objective:

Initial Funding Date: 12/12/2017

Description:

Financing:

local admin

Funded Amount: \$27,000.00

Net Drawn: \$27,000.00

Balance: \$0.00

Proposed Accomplishments:

: 0

Total Population in Service Area: 0

Census Tract Percent Low / Mod: 0.00

Actual Accomplishments:

Number assisted:

	Owner		Renter		Total		Person
	Total	Hispanic	Total	Hispanic	Total	Hispanic	
White:	0	0	0	0	0	0	0
Black/African American:	0	0	0	0	0	0	0
Asian:	0	0	0	0	0	0	0
American Indian/Alaskan Native:	0	0	0	0	0	0	0
Native Hawaiian/Other Pacific Islander:	0	0	0	0	0	0	0
American Indian/Alaskan Native & White:	0	0	0	0	0	0	0
Asian White:	0	0	0	0	0	0	0
Black/African American & White:	0	0	0	0	0	0	0
American Indian/Alaskan Native & Black/African American:	0	0	0	0	0	0	0
Other multi-racial:	0	0	0	0	0	0	0
Asian/Pacific Islander:	0	0	0	0	0	0	0
Hispanic:	0	0	0	0	0	0	0
Total:	0	0	0	0	0	0	0
Female-headed Households:	0		0		0		

Income Category:

	Owner	Renter	Total	Person
Extremely Low	0	0	0	0
Low Mod	0	0	0	0
Moderate	0	0	0	0
Non Low Moderate	0	0	0	0
Total	0	0	0	0
Percent Low/Mod	0.0%	0.0%	0.0%	0.0%

Annual Accomplishments

Accomplishment Narrative

Year # Benefiting

UGLG: WHITEFACE

Grant Year: 2016

Project: 0001 - 2016 CD

Objective: Create suitable living environments

IDIS Activity: 43015 - 7217500 Whiteface  
 Activity to prevent, prepare for, and respond to Coronavirus: No

Outcome: Sustainability

Status: Completed 09/15/2020  
 Location:  
 PO Box 248 Whiteface, TX 79379-0248

Matrix Code: Water/Sewer Improvements (03J)

National Objective: LMA

Initial Funding Date: 12/12/2017  
 Financing:  
 Funded Amount: \$246,000.00  
 Net Drawn: \$246,000.00  
 Balance: \$0.00

Description:  
 Contractor shall install a new one hundred fifteen thousand gallon (115,000 gal.) standpipe, including foundation, coating, valves, fencing, and all associated appurtenances.

Proposed Accomplishments:

People (General) : 480  
 Total Population in Service Area: 480  
 Census Tract Percent Low / Mod: 51.80

Actual Accomplishments:

Number assisted:

	Owner		Renter		Total		Person
	Total	Hispanic	Total	Hispanic	Total	Hispanic	
White:	0	0	0	0	0	0	0
Black/African American:	0	0	0	0	0	0	0
Asian:	0	0	0	0	0	0	0
American Indian/Alaskan Native:	0	0	0	0	0	0	0
Native Hawaiian/Other Pacific Islander:	0	0	0	0	0	0	0
American Indian/Alaskan Native & White:	0	0	0	0	0	0	0
Asian White:	0	0	0	0	0	0	0
Black/African American & White:	0	0	0	0	0	0	0
American Indian/Alaskan Native & Black/African American:	0	0	0	0	0	0	0
Other multi-racial:	0	0	0	0	0	0	0
Asian/Pacific Islander:	0	0	0	0	0	0	0
Hispanic:	0	0	0	0	0	0	0
Total:	0	0	0	0	0	0	0

Female-headed Households: 0 0 0

Income Category:

	Owner	Renter	Total	Person
Extremely Low	0	0	0	0
Low Mod	0	0	0	0
Moderate	0	0	0	0
Non Low Moderate	0	0	0	0
Total	0	0	0	0
Percent Low/Mod	0.0%	0.0%	0.0%	0.0%

Annual Accomplishments

Accomplishment Narrative

Year # Benefiting  
2018

0 project design, plans and specs are being prepared by engineer

UGLG:

Grant Year: 2016

Project: 0089 - 2016 STEP

Objective:

IDIS Activity: 43482 - Stonewall County 7218016

Outcome:

Activity to prevent, prepare for, and respond to Coronavirus: No

Status: Open

Matrix Code: General Program Administration (21A)

Location:

National Objective:

Initial Funding Date: 04/12/2018

Description:

Financing:

local admin

Funded Amount: \$25,600.00

Net Drawn: \$25,445.32

Balance: \$154.68

Proposed Accomplishments:

: 0

Total Population in Service Area: 0

Census Tract Percent Low / Mod: 0.00



Actual Accomplishments:

Number assisted:

	Owner		Renter		Total		Person
	Total	Hispanic	Total	Hispanic	Total	Hispanic	
White:	0	0	0	0	0	0	0
Black/African American:	0	0	0	0	0	0	0
Asian:	0	0	0	0	0	0	0
American Indian/Alaskan Native:	0	0	0	0	0	0	0
Native Hawaiian/Other Pacific Islander:	0	0	0	0	0	0	0
American Indian/Alaskan Native & White:	0	0	0	0	0	0	0
Asian White:	0	0	0	0	0	0	0
Black/African American & White:	0	0	0	0	0	0	0
American Indian/Alaskan Native & Black/African American:	0	0	0	0	0	0	0
Other multi-racial:	0	0	0	0	0	0	0
Asian/Pacific Islander:	0	0	0	0	0	0	0
Hispanic:	0	0	0	0	0	0	0
Total:	0	0	0	0	0	0	0
Female-headed Households:	0		0		0		

Income Category:

	Owner	Renter	Total	Person
Extremely Low	0	0	0	0
Low Mod	0	0	0	0
Moderate	0	0	0	0
Non Low Moderate	0	0	0	0
Total	0	0	0	0
Percent Low/Mod	0.0%	0.0%	0.0%	0.0%

Annual Accomplishments

Accomplishment Narrative

Year # Benefiting

UGLG: STONEWALL COUNTY

Grant Year: 2016

Project: 0089 - 2016 STEP

Objective: Create suitable living environments

IDIS Activity: 43483 - Stonewall County 7218016

Outcome: Availability/accessibility

Activity to prevent, prepare for, and respond to Coronavirus: No

Status: Open  
 Location:  
 PO Box 366 Aspermont, TX 79502-0366

Matrix Code: Water/Sewer Improvements (03J)

National Objective: LMA

Initial Funding Date: 04/12/2018  
 Financing:  
 Funded Amount: \$200,000.00  
 Net Drawn: \$182,093.05  
 Balance: \$17,906.95

Description:  
 Contractor in conjunction with the Tri Try Water Supply Corporation shall replace 31,000 L.F. of three-inch water line and all associated appurtenances on CR 420, CR 415, and FM

Proposed Accomplishments:  
 People (General) : 77  
 Total Population in Service Area: 77  
 Census Tract Percent Low / Mod: 75.30

Actual Accomplishments:

Number assisted:

	Owner		Renter		Total		Person
	Total	Hispanic	Total	Hispanic	Total	Hispanic	
White:	0	0	0	0	0	0	0
Black/African American:	0	0	0	0	0	0	0
Asian:	0	0	0	0	0	0	0
American Indian/Alaskan Native:	0	0	0	0	0	0	0
Native Hawaiian/Other Pacific Islander:	0	0	0	0	0	0	0
American Indian/Alaskan Native & White:	0	0	0	0	0	0	0
Asian White:	0	0	0	0	0	0	0
Black/African American & White:	0	0	0	0	0	0	0
American Indian/Alaskan Native & Black/African American:	0	0	0	0	0	0	0
Other multi-racial:	0	0	0	0	0	0	0
Asian/Pacific Islander:	0	0	0	0	0	0	0
Hispanic:	0	0	0	0	0	0	0
Total:	0	0	0	0	0	0	0
Female-headed Households:	0		0		0		

Income Category:

	Owner	Renter	Total	Person
Extremely Low	0	0	0	0
Low Mod	0	0	0	0
Moderate	0	0	0	0
Non Low Moderate	0	0	0	0
Total	0	0	0	0
Percent Low/Mod	0.0%	0.0%	0.0%	0.0%

Annual Accomplishments Accomplishment Narrative

Year # Benefiting

2018 0 Project is 26-50% complete

UGLG:

Grant Year: 2016

Project: 0089 - 2016 STEP

Objective:

IDIS Activity: 43484 - 7218026 Val Verde County

Outcome:

Activity to prevent, prepare for, and respond to Coronavirus: No

Status: Open

Matrix Code: General Program Administration (21A)

Location:

National Objective:

Initial Funding Date: 04/12/2018

Financing:

Description:

Funded Amount: \$40,000.00

local admin

Net Drawn: \$36,000.00

Balance: \$4,000.00

Proposed Accomplishments:

: 0

Total Population in Service Area: 0

Census Tract Percent Low / Mod: 0.00

Actual Accomplishments:

Number assisted:

	Owner		Renter		Total		Person
	Total	Hispanic	Total	Hispanic	Total	Hispanic	
White:	0	0	0	0	0	0	0
Black/African American:	0	0	0	0	0	0	0
Asian:	0	0	0	0	0	0	0
American Indian/Alaskan Native:	0	0	0	0	0	0	0
Native Hawaiian/Other Pacific Islander:	0	0	0	0	0	0	0
American Indian/Alaskan Native & White:	0	0	0	0	0	0	0
Asian White:	0	0	0	0	0	0	0
Black/African American & White:	0	0	0	0	0	0	0
American Indian/Alaskan Native & Black/African American:	0	0	0	0	0	0	0
Other multi-racial:	0	0	0	0	0	0	0
Asian/Pacific Islander:	0	0	0	0	0	0	0
Hispanic:	0	0	0	0	0	0	0
Total:	0	0	0	0	0	0	0
Female-headed Households:	0		0		0		

Income Category:

	Owner	Renter	Total	Person
Extremely Low	0	0	0	0
Low Mod	0	0	0	0
Moderate	0	0	0	0
Non Low Moderate	0	0	0	0
Total	0	0	0	0
Percent Low/Mod	0.0%	0.0%	0.0%	0.0%

Annual Accomplishments

Accomplishment Narrative

Year # Benefiting  
 UGLG: VAL VERDE COUNTY  
 Grant Year: 2016

Project: 0089 - 2016 STEP Objective: Create suitable living environments

IDIS Activity: 43485 - 7218026 Val Verde County Outcome: Availability/accessibility

Activity to prevent, prepare for, and respond to Coronavirus: No

Status: Open Matrix Code: Rehab; Single-Unit Residential (14A)

Location:

400 Pecan St Del Rio, TX 78840-5140

National Objective: LMH

Initial Funding Date: 04/12/2018  
 Financing:  
 Funded Amount: \$19,600.32  
 Net Drawn: \$19,600.32  
 Balance: \$0.00

Description:

Contractor shall utilize volunteers and donated equipment to install on Ridgeline, Poindexter and Valley Vue Streets in the Ridgeline Community approximately 16,000 LF of eight-inch water line, 6,250 LF of two-inch water line, 15 fire hydrants, valves, meters,

Proposed Accomplishments:

Housing Units : 18  
 Total Population in Service Area: 0  
 Census Tract Percent Low / Mod: 0.00

Actual Accomplishments:

Number assisted:

	Owner		Renter		Total		Person
	Total	Hispanic	Total	Hispanic	Total	Hispanic	
White:	0	0	0	0	0	0	0
Black/African American:	0	0	0	0	0	0	0
Asian:	0	0	0	0	0	0	0
American Indian/Alaskan Native:	0	0	0	0	0	0	0
Native Hawaiian/Other Pacific Islander:	0	0	0	0	0	0	0
American Indian/Alaskan Native & White:	0	0	0	0	0	0	0
Asian White:	0	0	0	0	0	0	0
Black/African American & White:	0	0	0	0	0	0	0
American Indian/Alaskan Native & Black/African American:	0	0	0	0	0	0	0
Other multi-racial:	0	0	0	0	0	0	0
Asian/Pacific Islander:	0	0	0	0	0	0	0
Hispanic:	0	0	0	0	0	0	0
Total:	0	0	0	0	0	0	0
Female-headed Households:	0		0		0		

Income Category:

Owner Renter Total Person

Extremely Low	0	0	0	0
Low Mod	0	0	0	0
Moderate	0	0	0	0
Non Low Moderate	0	0	0	0
Total	0	0	0	0
Percent Low/Mod	0.0%	0.0%	0.0%	0.0%

Annual Accomplishments      Accomplishment Narrative

Year      # Benefiting

UGLG:      VAL VERDE COUNTY

Grant Year:      2016

Project:      0089 - 2016 STEP

Objective:      Create suitable living environments

IDIS Activity:      43486 - 7218026 Val Verde County

Outcome:      Sustainability

Activity to prevent, prepare for, and respond to Coronavirus:      No

Status:      Open

Matrix Code:      Water/Sewer Improvements (03J)

Location:

400 Pecan St Del Rio, TX 78840-5140

National Objective: LMA

Initial Funding Date:      04/12/2018

Financing:

Funded Amount:      \$115,496.68

Net Drawn:      \$115,496.68

Balance:      \$0.00

Description:

Contractor shall utilize volunteers and donated equipment to install on Ridgeline, Poindexter and Valley Vue Streets in the Ridgeline Community approximately 16,000 LF of eight-inch water line, 6,250 LF of two-inch water line, 15 fire hydrants, valves, meters,

Proposed Accomplishments:

People (General) : 65

Total Population in Service Area: 65

Census Tract Percent Low / Mod: 86.10

Actual Accomplishments:

Number assisted:

Owner		Renter		Total		Person
Total	Hispanic	Total	Hispanic	Total	Hispanic	

White:	0	0	0	0	0	0	0
Black/African American:	0	0	0	0	0	0	0
Asian:	0	0	0	0	0	0	0
American Indian/Alaskan Native:	0	0	0	0	0	0	0
Native Hawaiian/Other Pacific Islander:	0	0	0	0	0	0	0
American Indian/Alaskan Native & White:	0	0	0	0	0	0	0
Asian White:	0	0	0	0	0	0	0
Black/African American & White:	0	0	0	0	0	0	0
American Indian/Alaskan Native & Black/African American:	0	0	0	0	0	0	0
Other multi-racial:	0	0	0	0	0	0	0
Asian/Pacific Islander:	0	0	0	0	0	0	0
Hispanic:	0	0	0	0	0	0	0
Total:	0	0	0	0	0	0	0
Female-headed Households:	0		0		0		0

Income Category:

	Owner	Renter	Total	Person
Extremely Low	0	0	0	0
Low Mod	0	0	0	0
Moderate	0	0	0	0
Non Low Moderate	0	0	0	0
Total	0	0	0	0
Percent Low/Mod	0.0%	0.0%	0.0%	0.0%

Annual Accomplishments

Accomplishment Narrative

Year # Benefiting

UGLG:

Grant Year: 2016

Project: 0003 - 2017 ED

Objective:

IDIS Activity: 43624 - 7218012 Elgin

Outcome:

Activity to prevent, prepare for, and respond to Coronavirus: No

Status: Canceled 12/15/2020

Matrix Code: General Program Administration (21A)

Location:

National Objective:

, -

Initial Funding Date: 05/10/2018  
 Financing:  
 Funded Amount: \$0.00  
 Net Drawn: \$0.00  
 Balance: \$0.00

Description:  
 local admin

Proposed Accomplishments:

: 0  
 Total Population in Service Area: 0  
 Census Tract Percent Low / Mod: 0.00

Actual Accomplishments:

Number assisted:

	Owner		Renter		Total		Person
	Total	Hispanic	Total	Hispanic	Total	Hispanic	
White:	0	0	0	0	0	0	0
Black/African American:	0	0	0	0	0	0	0
Asian:	0	0	0	0	0	0	0
American Indian/Alaskan Native:	0	0	0	0	0	0	0
Native Hawaiian/Other Pacific Islander:	0	0	0	0	0	0	0
American Indian/Alaskan Native & White:	0	0	0	0	0	0	0
Asian White:	0	0	0	0	0	0	0
Black/African American & White:	0	0	0	0	0	0	0
American Indian/Alaskan Native & Black/African American:	0	0	0	0	0	0	0
Other multi-racial:	0	0	0	0	0	0	0
Asian/Pacific Islander:	0	0	0	0	0	0	0
Hispanic:	0	0	0	0	0	0	0
Total:	0	0	0	0	0	0	0
Female-headed Households:	0		0		0		

Income Category:

	Owner	Renter	Total	Person
Extremely Low	0	0	0	0
Low Mod	0	0	0	0
Moderate	0	0	0	0



Non Low Moderate	0	0	0	0
Total	0	0	0	0
Percent Low/Mod	0.0%	0.0%	0.0%	0.0%

Annual Accomplishments      Accomplishment Narrative

Year      # Benefiting

UGLG:      ELGIN

Grant Year:      2016

Project:      0291 - 2016/2014 ED PI

Objective:      Create economic opportunities

IDIS Activity:      43625 - 7218012 Elgin

Outcome:      Availability/accessibility

Activity to prevent, prepare for, and respond to Coronavirus:      No

Status:      Canceled 05/04/2021

Matrix Code:      ED Direct Financial Assistance to For-Profits (18A)

Location:

PO Box 591 Elgin, TX 78621-0591

National Objective: LMA

Initial Funding Date:      05/10/2018

Description:

Financing:

This Texas Capital Fund economic development award will provide water and sewer infrastructure improvements, as well as engineering and administrative services in support of the creation of a skilled nursing facility developed and owned by Elgin Endeavors NH

Funded Amount:      \$0.00

Net Drawn:      \$0.00

Balance:      \$0.00

Proposed Accomplishments:

Businesses : 50

Total Population in Service Area: 50

Census Tract Percent Low / Mod: 52.00

Actual Accomplishments:

Number assisted:

	Owner		Renter		Total		
	Total	Hispanic	Total	Hispanic	Total	Hispanic	Person
White:	0	0	0	0	0	0	0
Black/African American:	0	0	0	0	0	0	0
Asian:	0	0	0	0	0	0	0

American Indian/Alaskan Native:	0	0	0	0	0	0	0
Native Hawaiian/Other Pacific Islander:	0	0	0	0	0	0	0
American Indian/Alaskan Native & White:	0	0	0	0	0	0	0
Asian White:	0	0	0	0	0	0	0
Black/African American & White:	0	0	0	0	0	0	0
American Indian/Alaskan Native & Black/African American:	0	0	0	0	0	0	0
Other multi-racial:	0	0	0	0	0	0	0
Asian/Pacific Islander:	0	0	0	0	0	0	0
Hispanic:	0	0	0	0	0	0	0
Total:	0	0	0	0	0	0	0
Female-headed Households:	0		0		0		

Income Category:

	Owner	Renter	Total	Person
Extremely Low	0	0	0	0
Low Mod	0	0	0	0
Moderate	0	0	0	0
Non Low Moderate	0	0	0	0
Total	0	0	0	0
Percent Low/Mod	0.0%	0.0%	0.0%	0.0%

Annual Accomplishments

Accomplishment Narrative

Year # Benefiting

UGLG:

Grant Year: 2016

Project: 0001 - 2016 CD

Objective:

IDIS Activity: 44332 - 7218460 Socorro

Outcome:

Activity to prevent, prepare for, and respond to Coronavirus: No

Status: Open

Matrix Code: General Program Administration (21A)

Location:

National Objective:

Initial Funding Date: 01/25/2019

Description:

Financing:

local admin

Funded Amount: \$32,808.00  
 Net Drawn: \$23,785.80  
 Balance: \$9,022.20

Proposed Accomplishments:

: 0  
 Total Population in Service Area: 0  
 Census Tract Percent Low / Mod: 0.00

Actual Accomplishments:

Number assisted:

	Owner		Renter		Total		Person
	Total	Hispanic	Total	Hispanic	Total	Hispanic	
White:	0	0	0	0	0	0	0
Black/African American:	0	0	0	0	0	0	0
Asian:	0	0	0	0	0	0	0
American Indian/Alaskan Native:	0	0	0	0	0	0	0
Native Hawaiian/Other Pacific Islander:	0	0	0	0	0	0	0
American Indian/Alaskan Native & White:	0	0	0	0	0	0	0
Asian White:	0	0	0	0	0	0	0
Black/African American & White:	0	0	0	0	0	0	0
American Indian/Alaskan Native & Black/African American:	0	0	0	0	0	0	0
Other multi-racial:	0	0	0	0	0	0	0
Asian/Pacific Islander:	0	0	0	0	0	0	0
Hispanic:	0	0	0	0	0	0	0
Total:	0	0	0	0	0	0	0
Female-headed Households:	0		0		0		

Income Category:

	Owner	Renter	Total	Person
Extremely Low	0	0	0	0
Low Mod	0	0	0	0
Moderate	0	0	0	0
Non Low Moderate	0	0	0	0
Total	0	0	0	0
Percent Low/Mod	0.0%	0.0%	0.0%	0.0%

Annual Accomplishments Accomplishment Narrative

Year # Benefiting

UGLG: SOCORRO

Grant Year: 2016

Project: 0001 - 2016 CD

Objective: Create suitable living environments

IDIS Activity: 44333 - 7218460 Socorro

Outcome: Sustainability

Activity to prevent, prepare for, and respond to Coronavirus: No

Status: Open

Matrix Code: Flood Drainage Improvements (03I)

Location:

124 Horizon Blvd Socorro, TX 79927-2620

National Objective: LMA

Initial Funding Date: 01/25/2019

Financing:

Funded Amount: \$242,192.00

Net Drawn: \$57,724.20

Balance: \$184,467.80

Description:

Contractor shall construct a drainage channel utilizing berms constructed of clay and covered with a polyurethane geotextile membrane, reinforced with concrete and riprap, and all associated appurtenances.

Proposed Accomplishments:

People (General) : 30,975

Total Population in Service Area: 30,975

Census Tract Percent Low / Mod: 53.30

Actual Accomplishments:

Number assisted:

	Owner		Renter		Total		Person
	Total	Hispanic	Total	Hispanic	Total	Hispanic	
White:	0	0	0	0	0	0	0
Black/African American:	0	0	0	0	0	0	0
Asian:	0	0	0	0	0	0	0
American Indian/Alaskan Native:	0	0	0	0	0	0	0
Native Hawaiian/Other Pacific Islander:	0	0	0	0	0	0	0
American Indian/Alaskan Native & White:	0	0	0	0	0	0	0
Asian White:	0	0	0	0	0	0	0

Black/African American & White:	0	0	0	0	0	0	0
American Indian/Alaskan Native & Black/African American:	0	0	0	0	0	0	0
Other multi-racial:	0	0	0	0	0	0	0
Asian/Pacific Islander:	0	0	0	0	0	0	0
Hispanic:	0	0	0	0	0	0	0
Total:	0	0	0	0	0	0	0
Female-headed Households:	0		0		0		

Income Category:

	Owner	Renter	Total	Person
Extremely Low	0	0	0	0
Low Mod	0	0	0	0
Moderate	0	0	0	0
Non Low Moderate	0	0	0	0
Total	0	0	0	0
Percent Low/Mod	0.0%	0.0%	0.0%	0.0%

Annual Accomplishments

Accomplishment Narrative  
 Year # Benefiting  
 2018 0 CDBG contract prepared and routed for approval

UGLG:  
 Grant Year: 2016  
 Project: 0001 - 2016 CD

Objective:

IDIS Activity: 44384 - 7218530 Jackson County  
 Activity to prevent, prepare for, and respond to Coronavirus: No

Outcome:

Status: Completed 07/15/2021  
 Location:

Matrix Code: General Program Administration (21A)

National Objective:

Initial Funding Date: 01/29/2019  
 Financing:  
 Funded Amount: \$26,125.00  
 Net Drawn: \$26,125.00

Description:  
 local admin

Balance: \$0.00

Proposed Accomplishments:

: 0  
 Total Population in Service Area: 0  
 Census Tract Percent Low / Mod: 0.00

Actual Accomplishments:

Number assisted:

	Owner		Renter		Total		Person
	Total	Hispanic	Total	Hispanic	Total	Hispanic	
White:	0	0	0	0	0	0	0
Black/African American:	0	0	0	0	0	0	0
Asian:	0	0	0	0	0	0	0
American Indian/Alaskan Native:	0	0	0	0	0	0	0
Native Hawaiian/Other Pacific Islander:	0	0	0	0	0	0	0
American Indian/Alaskan Native & White:	0	0	0	0	0	0	0
Asian White:	0	0	0	0	0	0	0
Black/African American & White:	0	0	0	0	0	0	0
American Indian/Alaskan Native & Black/African American:	0	0	0	0	0	0	0
Other multi-racial:	0	0	0	0	0	0	0
Asian/Pacific Islander:	0	0	0	0	0	0	0
Hispanic:	0	0	0	0	0	0	0
Total:	0	0	0	0	0	0	0
Female-headed Households:	0		0		0		

Income Category:

	Owner	Renter	Total	Person
Extremely Low	0	0	0	0
Low Mod	0	0	0	0
Moderate	0	0	0	0
Non Low Moderate	0	0	0	0
Total	0	0	0	0
Percent Low/Mod	0.0%	0.0%	0.0%	0.0%

Annual Accomplishments      Accomplishment Narrative  
 Year      # Benefiting

UGLG: JACKSON COUNTY  
 Grant Year: 2016  
 Project: 0001 - 2016 CD

Objective: Create suitable living environments

IDIS Activity: 44385 - 7218530 Jackson County  
 Activity to prevent, prepare for, and respond to Coronavirus: No

Outcome: Sustainability

Status: Completed 07/15/2021  
 Location:

Matrix Code: Water/Sewer Improvements (03J)

115 W Main St Ste 207 Edna, TX 77957-2733

National Objective: LMA

Initial Funding Date: 01/29/2019  
 Financing:  
 Funded Amount: \$156,286.00  
 Net Drawn: \$156,286.00  
 Balance: \$0.00

Description:  
 Contractor shall install six thousand sixteen linear feet (6,016 l.f.) of six-inch (6") and eight-inch (8") sewer line by pipe-bursting, rehabilitate manholes, service reconnections, pavement repair, and all associated appurtenances.

Proposed Accomplishments:

People (General) : 107  
 Total Population in Service Area: 107  
 Census Tract Percent Low / Mod: 66.30

Actual Accomplishments:

Number assisted:

	Owner		Renter		Total		Person
	Total	Hispanic	Total	Hispanic	Total	Hispanic	
White:	0	0	0	0	0	0	0
Black/African American:	0	0	0	0	0	0	0
Asian:	0	0	0	0	0	0	0
American Indian/Alaskan Native:	0	0	0	0	0	0	0
Native Hawaiian/Other Pacific Islander:	0	0	0	0	0	0	0
American Indian/Alaskan Native & White:	0	0	0	0	0	0	0
Asian White:	0	0	0	0	0	0	0
Black/African American & White:	0	0	0	0	0	0	0
American Indian/Alaskan Native & Black/African American:	0	0	0	0	0	0	0

Other multi-racial:	0	0	0	0	0	0	0
Asian/Pacific Islander:	0	0	0	0	0	0	0
Hispanic:	0	0	0	0	0	0	0
Total:	0	0	0	0	0	0	0
Female-headed Households:	0		0		0		

Income Category:				
	Owner	Renter	Total	Person
Extremely Low	0	0	0	0
Low Mod	0	0	0	0
Moderate	0	0	0	0
Non Low Moderate	0	0	0	0
Total	0	0	0	0
Percent Low/Mod	0.0%	0.0%	0.0%	0.0%

Annual Accomplishments      Accomplishment Narrative

Year	# Benefiting	
2021	0	\$0.00

UGLG:            LOS FRESNOS  
Grant Year:      2016  
Project:          0008 - 2016 DR

IDIS Activity:    44783 - 7219037 Los Fresnos  
Activity to prevent, prepare for, and respond to Coronavirus:    No

Status:           Completed    01/22/2021  
Location:  
200 N Brazil St    Los Fresnos, TX 78566-3640

Objective:            Create suitable living environments

Outcome:            Availability/accessibility

Matrix Code:        Street Improvements (03K)

National Objective:    URG

Initial Funding Date:      07/03/2019  
Financing:  
Funded Amount:            \$284,584.65  
Net Drawn:                 \$284,584.65  
Balance:                    \$0.00

Description:  
Contractor shall install approximately six thousand two hundred forty square yards (6,240 SY) of two-inch (2 IN) hot-mix asphalt concrete (HMAC), lime, road base, surface, one hundred eighty-four linear feet (184 LF) of curb and gutter, scarifying, and associated



Proposed Accomplishments:

People (General) : 325

Total Population in Service Area: 0

Census Tract Percent Low / Mod: 0.00

Actual Accomplishments:

Number assisted:

	Owner		Renter		Total		Person
	Total	Hispanic	Total	Hispanic	Total	Hispanic	
White:	0	0	0	0	0	0	0
Black/African American:	0	0	0	0	0	0	0
Asian:	0	0	0	0	0	0	0
American Indian/Alaskan Native:	0	0	0	0	0	0	0
Native Hawaiian/Other Pacific Islander:	0	0	0	0	0	0	0
American Indian/Alaskan Native & White:	0	0	0	0	0	0	0
Asian White:	0	0	0	0	0	0	0
Black/African American & White:	0	0	0	0	0	0	0
American Indian/Alaskan Native & Black/African American:	0	0	0	0	0	0	0
Other multi-racial:	0	0	0	0	0	0	0
Asian/Pacific Islander:	0	0	0	0	0	0	0
Hispanic:	0	0	0	0	0	0	0
Total:	0	0	0	0	0	0	0
Female-headed Households:	0		0		0		

Income Category:

	Owner	Renter	Total	Person
Extremely Low	0	0	0	0
Low Mod	0	0	0	0
Moderate	0	0	0	0
Non Low Moderate	0	0	0	0
Total	0	0	0	0
Percent Low/Mod	0.0%	0.0%	0.0%	0.0%

Annual Accomplishments Accomplishment Narrative

Year	# Benefiting
2020	325 \$0.00

UGLG:

Grant Year: 2016  
Project: 0008 - 2016 DR

Objective:

IDIS Activity: 44784 - 7219037 Los Fresnos  
Activity to prevent, prepare for, and respond to Coronavirus: No

Outcome:

Status: Completed 01/22/2021  
Location:

Matrix Code: General Program Administration (21A)

National Objective:

Initial Funding Date: 07/03/2019  
Financing:  
Funded Amount: \$30,250.00  
Net Drawn: \$30,250.00  
Balance: \$0.00

Description:  
local admin

Proposed Accomplishments:  
: 0

Total Population in Service Area: 0  
Census Tract Percent Low / Mod: 0.00

Actual Accomplishments:

Number assisted:

	Owner		Renter		Total		Person
	Total	Hispanic	Total	Hispanic	Total	Hispanic	
White:	0	0	0	0	0	0	0
Black/African American:	0	0	0	0	0	0	0
Asian:	0	0	0	0	0	0	0
American Indian/Alaskan Native:	0	0	0	0	0	0	0
Native Hawaiian/Other Pacific Islander:	0	0	0	0	0	0	0
American Indian/Alaskan Native & White:	0	0	0	0	0	0	0
Asian White:	0	0	0	0	0	0	0
Black/African American & White:	0	0	0	0	0	0	0
American Indian/Alaskan Native & Black/African American:	0	0	0	0	0	0	0
Other multi-racial:	0	0	0	0	0	0	0

Asian/Pacific Islander:	0	0	0	0	0	0	0
Hispanic:	0	0	0	0	0	0	0
Total:	0	0	0	0	0	0	0
Female-headed Households:	0		0		0		

Income Category:

	Owner	Renter	Total	Person
Extremely Low	0	0	0	0
Low Mod	0	0	0	0
Moderate	0	0	0	0
Non Low Moderate	0	0	0	0
Total	0	0	0	0
Percent Low/Mod	0.0%	0.0%	0.0%	0.0%

Annual Accomplishments

Year	# Benefiting	Accomplishment Narrative
UGLG:		
Grant Year:	2016	
Project:	0008 - 2016 DR	
IDIS Activity:	44868 - 7219047 Rockport	
Activity to prevent, prepare for, and respond to Coronavirus:	No	
Status:	Canceled 01/28/2021	
Location:		

Objective:

Outcome:

Matrix Code: General Program Administration (21A)

National Objective:

Initial Funding Date: 08/26/2019

Financing:

Funded Amount: \$0.00

Net Drawn: \$0.00

Balance: \$0.00

Description:  
local admin

Proposed Accomplishments:  
: 0

Total Population in Service Area: 0  
 Census Tract Percent Low / Mod: 0.00

Actual Accomplishments:

Number assisted:

	Owner		Renter		Total		Person
	Total	Hispanic	Total	Hispanic	Total	Hispanic	
White:	0	0	0	0	0	0	0
Black/African American:	0	0	0	0	0	0	0
Asian:	0	0	0	0	0	0	0
American Indian/Alaskan Native:	0	0	0	0	0	0	0
Native Hawaiian/Other Pacific Islander:	0	0	0	0	0	0	0
American Indian/Alaskan Native & White:	0	0	0	0	0	0	0
Asian White:	0	0	0	0	0	0	0
Black/African American & White:	0	0	0	0	0	0	0
American Indian/Alaskan Native & Black/African American:	0	0	0	0	0	0	0
Other multi-racial:	0	0	0	0	0	0	0
Asian/Pacific Islander:	0	0	0	0	0	0	0
Hispanic:	0	0	0	0	0	0	0
Total:	0	0	0	0	0	0	0
Female-headed Households:	0		0		0		

Income Category:

	Owner	Renter	Total	Person
Extremely Low	0	0	0	0
Low Mod	0	0	0	0
Moderate	0	0	0	0
Non Low Moderate	0	0	0	0
Total	0	0	0	0
Percent Low/Mod	0.0%	0.0%	0.0%	0.0%

Annual Accomplishments

Accomplishment Narrative

Year # Benefiting  
 UGLG: ROCKPORT  
 Grant Year: 2016  
 Project: 0008 - 2016 DR

Objective: Create suitable living environments

IDIS Activity: 44869 - 7219047 Rockport

Outcome: Sustainability

Activity to prevent, prepare for, and respond to Coronavirus: No

Status: Canceled 01/28/2021

Matrix Code: Street Improvements (03K)

Location:

2751 SH 35 Bypass Rockport, TX 78382-2530

National Objective: URG

Initial Funding Date: 08/26/2019

Description:

Financing:

Contractor shall perform construction activities at the Key Allegro Bridge site including

Funded Amount: \$0.00

mobilization, demolition of roadway, sidewalk and bridge, including one each (1 EA)

Net Drawn: \$0.00

existing thirty-seven linear feet (37 LF) concrete span bridge, and construction of one each

Balance: \$0.00

Proposed Accomplishments:

People (General) : 445

Total Population in Service Area: 0

Census Tract Percent Low / Mod: 0.00

Actual Accomplishments:

Number assisted:

	Owner		Renter		Total		Person
	Total	Hispanic	Total	Hispanic	Total	Hispanic	
White:	0	0	0	0	0	0	0
Black/African American:	0	0	0	0	0	0	0
Asian:	0	0	0	0	0	0	0
American Indian/Alaskan Native:	0	0	0	0	0	0	0
Native Hawaiian/Other Pacific Islander:	0	0	0	0	0	0	0
American Indian/Alaskan Native & White:	0	0	0	0	0	0	0
Asian White:	0	0	0	0	0	0	0
Black/African American & White:	0	0	0	0	0	0	0
American Indian/Alaskan Native & Black/African American:	0	0	0	0	0	0	0
Other multi-racial:	0	0	0	0	0	0	0
Asian/Pacific Islander:	0	0	0	0	0	0	0
Hispanic:	0	0	0	0	0	0	0

Total: 0 0 0 0 0 0 0  
 Female-headed Households: 0 0 0 0 0 0

Income Category:

	Owner	Renter	Total	Person
Extremely Low	0	0	0	0
Low Mod	0	0	0	0
Moderate	0	0	0	0
Non Low Moderate	0	0	0	0
Total	0	0	0	0
Percent Low/Mod	0.0%	0.0%	0.0%	0.0%

Annual Accomplishments

Accomplishment Narrative

Year # Benefiting

UGLG:

Grant Year: 2016

Project: 0001 - 2016 CD

Objective:

IDIS Activity: 45227 - 7219030 Bayside

Outcome:

Activity to prevent, prepare for, and respond to Coronavirus: No

Status: Open

Matrix Code: General Program Administration (21A)

Location:

National Objective:

Initial Funding Date: 11/18/2019

Description:

Financing:

local admin

Funded Amount: \$33,000.00

Net Drawn: \$26,400.00

Balance: \$6,600.00

Proposed Accomplishments:

: 0

Total Population in Service Area: 0

Census Tract Percent Low / Mod: 0.00

Actual Accomplishments:

Number assisted:

	Owner		Renter		Total		Person
	Total	Hispanic	Total	Hispanic	Total	Hispanic	
White:	0	0	0	0	0	0	0
Black/African American:	0	0	0	0	0	0	0
Asian:	0	0	0	0	0	0	0
American Indian/Alaskan Native:	0	0	0	0	0	0	0
Native Hawaiian/Other Pacific Islander:	0	0	0	0	0	0	0
American Indian/Alaskan Native & White:	0	0	0	0	0	0	0
Asian White:	0	0	0	0	0	0	0
Black/African American & White:	0	0	0	0	0	0	0
American Indian/Alaskan Native & Black/African American:	0	0	0	0	0	0	0
Other multi-racial:	0	0	0	0	0	0	0
Asian/Pacific Islander:	0	0	0	0	0	0	0
Hispanic:	0	0	0	0	0	0	0
Total:	0	0	0	0	0	0	0
Female-headed Households:	0		0		0		

Income Category:

	Owner	Renter	Total	Person
Extremely Low	0	0	0	0
Low Mod	0	0	0	0
Moderate	0	0	0	0
Non Low Moderate	0	0	0	0
Total	0	0	0	0
Percent Low/Mod	0.0%	0.0%	0.0%	0.0%

Annual Accomplishments

Accomplishment Narrative

Year # Benefiting

UGLG: BAYSIDE

Grant Year: 2016

Project: 0001 - 2016 CD

Objective: Create suitable living environments

IDIS Activity: 45228 - 7219030 Bayside

Outcome: Sustainability

Activity to prevent, prepare for, and respond to Coronavirus: No

Status: Open

Matrix Code: Water/Sewer Improvements (03J)

Location:

PO Box 194 Bayside, TX 78340-0194

National Objective: LMA

Initial Funding Date: 11/18/2019

Description:

Financing:

Contractor shall construct one (1) sixty thousand gallon (60,000 gal.) ground storage tank, one (1) fifty thousand gallon (50,000 gal.) ground storage tank, upgrade reverse osmosis system, and all associated appurtenances.

Funded Amount: \$25,783.54

Net Drawn: \$25,783.54

Balance: \$0.00

Proposed Accomplishments:

People (General) : 266

Total Population in Service Area: 266

Census Tract Percent Low / Mod: 52.20

Actual Accomplishments:

Number assisted:

	Owner		Renter		Total		Person
	Total	Hispanic	Total	Hispanic	Total	Hispanic	
White:	0	0	0	0	0	0	0
Black/African American:	0	0	0	0	0	0	0
Asian:	0	0	0	0	0	0	0
American Indian/Alaskan Native:	0	0	0	0	0	0	0
Native Hawaiian/Other Pacific Islander:	0	0	0	0	0	0	0
American Indian/Alaskan Native & White:	0	0	0	0	0	0	0
Asian White:	0	0	0	0	0	0	0
Black/African American & White:	0	0	0	0	0	0	0
American Indian/Alaskan Native & Black/African American:	0	0	0	0	0	0	0
Other multi-racial:	0	0	0	0	0	0	0
Asian/Pacific Islander:	0	0	0	0	0	0	0
Hispanic:	0	0	0	0	0	0	0
Total:	0	0	0	0	0	0	0
Female-headed Households:	0		0		0		



Income Category:

	Owner	Renter	Total	Person
Extremely Low	0	0	0	0
Low Mod	0	0	0	0
Moderate	0	0	0	0
Non Low Moderate	0	0	0	0
Total	0	0	0	0
Percent Low/Mod	0.0%	0.0%	0.0%	0.0%

Annual Accomplishments

Accomplishment Narrative

Year # Benefiting

UGLG:

Grant Year: 2016

Project: 0001 - 2016 CD

Objective:

IDIS Activity: 45239 - 7219031 Big Wells

Outcome:

Activity to prevent, prepare for, and respond to Coronavirus: No

Status: Open

Matrix Code: General Program Administration (21A)

Location:

National Objective:

, -

Initial Funding Date: 11/20/2019

Description:

Financing:

local admin

Funded Amount: \$27,500.00

Net Drawn: \$12,925.00

Balance: \$14,575.00

Proposed Accomplishments:

: 0

Total Population in Service Area: 0

Census Tract Percent Low / Mod: 0.00

Actual Accomplishments:

Number assisted:

	Owner		Renter		Total		Person
	Total	Hispanic	Total	Hispanic	Total	Hispanic	
White:	0	0	0	0	0	0	0
Black/African American:	0	0	0	0	0	0	0
Asian:	0	0	0	0	0	0	0
American Indian/Alaskan Native:	0	0	0	0	0	0	0
Native Hawaiian/Other Pacific Islander:	0	0	0	0	0	0	0
American Indian/Alaskan Native & White:	0	0	0	0	0	0	0
Asian White:	0	0	0	0	0	0	0
Black/African American & White:	0	0	0	0	0	0	0
American Indian/Alaskan Native & Black/African American:	0	0	0	0	0	0	0
Other multi-racial:	0	0	0	0	0	0	0
Asian/Pacific Islander:	0	0	0	0	0	0	0
Hispanic:	0	0	0	0	0	0	0
Total:	0	0	0	0	0	0	0
Female-headed Households:	0		0		0		

Income Category:

	Owner	Renter	Total	Person
Extremely Low	0	0	0	0
Low Mod	0	0	0	0
Moderate	0	0	0	0
Non Low Moderate	0	0	0	0
Total	0	0	0	0
Percent Low/Mod	0.0%	0.0%	0.0%	0.0%

Annual Accomplishments

Accomplishment Narrative

Year # Benefiting  
 UGLG: BIG WELLS  
 Grant Year: 2016

Project: 0001 - 2016 CD

Objective: Create suitable living environments

IDIS Activity: 45240 - 7219031 Big Wells

Outcome: Sustainability

Activity to prevent, prepare for, and respond to Coronavirus: No

Status: Open

Matrix Code: Water/Sewer Improvements (03J)

Location:

PO Box 68 Big Wells, TX 78830-0068

National Objective: LMA

Initial Funding Date: 11/20/2019  
 Financing:  
 Funded Amount: \$247,500.00  
 Net Drawn: \$8,375.00  
 Balance: \$239,125.00

Description:

Contractor shall install piping, dredge and dry two (2) ponds, and all associated appurtenances.  
 Construction shall take place at the WWTP, located at the end of unnamed road, off TX-

Proposed Accomplishments:

People (General) : 560  
 Total Population in Service Area: 560  
 Census Tract Percent Low / Mod: 72.30

Actual Accomplishments:

Number assisted:

	Owner		Renter		Total		Person
	Total	Hispanic	Total	Hispanic	Total	Hispanic	
White:	0	0	0	0	0	0	0
Black/African American:	0	0	0	0	0	0	0
Asian:	0	0	0	0	0	0	0
American Indian/Alaskan Native:	0	0	0	0	0	0	0
Native Hawaiian/Other Pacific Islander:	0	0	0	0	0	0	0
American Indian/Alaskan Native & White:	0	0	0	0	0	0	0
Asian White:	0	0	0	0	0	0	0
Black/African American & White:	0	0	0	0	0	0	0
American Indian/Alaskan Native & Black/African American:	0	0	0	0	0	0	0
Other multi-racial:	0	0	0	0	0	0	0
Asian/Pacific Islander:	0	0	0	0	0	0	0
Hispanic:	0	0	0	0	0	0	0
Total:	0	0	0	0	0	0	0
Female-headed Households:	0		0		0		

Income Category:

Owner	Renter	Total	Person
-------	--------	-------	--------

Extremely Low	0	0	0	0
Low Mod	0	0	0	0
Moderate	0	0	0	0
Non Low Moderate	0	0	0	0
Total	0	0	0	0
Percent Low/Mod	0.0%	0.0%	0.0%	0.0%

Annual Accomplishments Accomplishment Narrative

Year # Benefiting  
 UGLG: DE LEON  
 Grant Year: 2016

Project: 0001 - 2016 CD

Objective: Create suitable living environments

IDIS Activity: 45311 - 7219101 De Leon

Outcome: Sustainability

Activity to prevent, prepare for, and respond to Coronavirus: No

Status: Open

Matrix Code: Street Improvements (03K)

Location:

PO Box 318 De Leon, TX 76444-0485

National Objective: LMA

Initial Funding Date: 12/06/2019  
 Financing:  
 Funded Amount: \$57,949.00  
 Net Drawn: \$57,949.00  
 Balance: \$0.00

Description:  
 Contractor shall reconstruct one thousand linear feet (1,000 l.f) of streets utilizing two-inch (2) hot mix asphalt concrete (HMAC), six-inch (6) base materials, prime coat, and all associated appurtenances.

Proposed Accomplishments:

People (General) : 0  
 Total Population in Service Area: 95  
 Census Tract Percent Low / Mod: 78.90

Actual Accomplishments:

Number assisted:

Owner		Renter		Total		Person
Total	Hispanic	Total	Hispanic	Total	Hispanic	

White:	0	0	0	0	0	0	0
Black/African American:	0	0	0	0	0	0	0
Asian:	0	0	0	0	0	0	0
American Indian/Alaskan Native:	0	0	0	0	0	0	0
Native Hawaiian/Other Pacific Islander:	0	0	0	0	0	0	0
American Indian/Alaskan Native & White:	0	0	0	0	0	0	0
Asian White:	0	0	0	0	0	0	0
Black/African American & White:	0	0	0	0	0	0	0
American Indian/Alaskan Native & Black/African American:	0	0	0	0	0	0	0
Other multi-racial:	0	0	0	0	0	0	0
Asian/Pacific Islander:	0	0	0	0	0	0	0
Hispanic:	0	0	0	0	0	0	0
Total:	0	0	0	0	0	0	0
Female-headed Households:	0		0		0		

Income Category:

	Owner	Renter	Total	Person
Extremely Low	0	0	0	0
Low Mod	0	0	0	0
Moderate	0	0	0	0
Non Low Moderate	0	0	0	0
Total	0	0	0	0
Percent Low/Mod	0.0%	0.0%	0.0%	0.0%

Annual Accomplishments

Accomplishment Narrative

Year # Benefiting

UGLG:

Grant Year: 2016

Project: 0001 - 2016 CD

Objective:

IDIS Activity: 45337 - 7219140 Falfurrias

Outcome:

Activity to prevent, prepare for, and respond to Coronavirus: No

Status: Open

Matrix Code: General Program Administration (21A)

Location:

National Objective:

, -

Initial Funding Date: 12/09/2019  
 Financing:  
 Funded Amount: \$50,000.00  
 Net Drawn: \$45,000.00  
 Balance: \$5,000.00

Description:  
 local admin

Proposed Accomplishments:

: 0  
 Total Population in Service Area: 0  
 Census Tract Percent Low / Mod: 0.00

Actual Accomplishments:

Number assisted:

	Owner		Renter		Total		Person
	Total	Hispanic	Total	Hispanic	Total	Hispanic	
White:	0	0	0	0	0	0	0
Black/African American:	0	0	0	0	0	0	0
Asian:	0	0	0	0	0	0	0
American Indian/Alaskan Native:	0	0	0	0	0	0	0
Native Hawaiian/Other Pacific Islander:	0	0	0	0	0	0	0
American Indian/Alaskan Native & White:	0	0	0	0	0	0	0
Asian White:	0	0	0	0	0	0	0
Black/African American & White:	0	0	0	0	0	0	0
American Indian/Alaskan Native & Black/African American:	0	0	0	0	0	0	0
Other multi-racial:	0	0	0	0	0	0	0
Asian/Pacific Islander:	0	0	0	0	0	0	0
Hispanic:	0	0	0	0	0	0	0
Total:	0	0	0	0	0	0	0
Female-headed Households:	0		0		0		

Income Category:

	Owner	Renter	Total	Person
Extremely Low	0	0	0	0
Low Mod	0	0	0	0
Moderate	0	0	0	0

Non Low Moderate	0	0	0	0
Total	0	0	0	0
Percent Low/Mod	0.0%	0.0%	0.0%	0.0%

Annual Accomplishments      Accomplishment Narrative

Year      # Benefiting  
 UGLG:      FALFURRIAS  
 Grant Year:      2016

Project:      0001 - 2016 CD

Objective:      Create suitable living environments

IDIS Activity:      45338 - 7219140 Falfurrias

Outcome:      Sustainability

Activity to prevent, prepare for, and respond to Coronavirus:      No

Status:      Open

Matrix Code:      Water/Sewer Improvements (03J)

Location:

PO Box E      Falfurrias, TX 78355-5504

National Objective:      LMA

Initial Funding Date:      12/09/2019  
 Financing:  
 Funded Amount:      \$450,000.00  
 Net Drawn:      \$92,940.21  
 Balance:      \$357,059.79

Description:  
 Contractor shall install one (1) mechanical bar screen, two (2) centrifugal pumps, one (1) screen conveyor, one (1) aerated grit system, electrical controls, rehabilitate brush rotors, and all associated appurtenances.

Proposed Accomplishments:

People (General) : 4,535  
 Total Population in Service Area: 4,535  
 Census Tract Percent Low / Mod: 68.00

Actual Accomplishments:

Number assisted:

	Owner		Renter		Total		
	Total	Hispanic	Total	Hispanic	Total	Hispanic	Person
White:	0	0	0	0	0	0	0
Black/African American:	0	0	0	0	0	0	0
Asian:	0	0	0	0	0	0	0

American Indian/Alaskan Native:	0	0	0	0	0	0	0
Native Hawaiian/Other Pacific Islander:	0	0	0	0	0	0	0
American Indian/Alaskan Native & White:	0	0	0	0	0	0	0
Asian White:	0	0	0	0	0	0	0
Black/African American & White:	0	0	0	0	0	0	0
American Indian/Alaskan Native & Black/African American:	0	0	0	0	0	0	0
Other multi-racial:	0	0	0	0	0	0	0
Asian/Pacific Islander:	0	0	0	0	0	0	0
Hispanic:	0	0	0	0	0	0	0
Total:	0	0	0	0	0	0	0
Female-headed Households:	0		0		0		

Income Category:

	Owner	Renter	Total	Person
Extremely Low	0	0	0	0
Low Mod	0	0	0	0
Moderate	0	0	0	0
Non Low Moderate	0	0	0	0
Total	0	0	0	0
Percent Low/Mod	0.0%	0.0%	0.0%	0.0%

Annual Accomplishments

Accomplishment Narrative

Year: # Benefiting  
 UGLG: Falls County  
 Grant Year: 2016  
 Project: 0001 - 2016 CD

Objective: Create suitable living environments

IDIS Activity: 45340 - 7219141 Falls County  
 Activity to prevent, prepare for, and respond to Coronavirus: No

Outcome: Sustainability

Status: Open  
 Location:

Matrix Code: Water/Sewer Improvements (03J)

PO Box 458 Marlin, TX 76661-0458

National Objective: LMA

Initial Funding Date: 12/09/2019  
 Financing:

Description:  
 Contractor shall install two (2) generators, sludge and lift station pumps, pads, access



Funded Amount: \$267,000.00  
 Net Drawn: \$182,618.46  
 Balance: \$84,381.54

road improvements, and all associated appurtenances.  
 Construction shall take place at the lift station at the intersection of Texas Highway 7 and

Proposed Accomplishments:

People (General) : 653  
 Total Population in Service Area: 653  
 Census Tract Percent Low / Mod: 95.50

Actual Accomplishments:

Number assisted:

	Owner		Renter		Total		Person
	Total	Hispanic	Total	Hispanic	Total	Hispanic	
White:	0	0	0	0	0	0	0
Black/African American:	0	0	0	0	0	0	0
Asian:	0	0	0	0	0	0	0
American Indian/Alaskan Native:	0	0	0	0	0	0	0
Native Hawaiian/Other Pacific Islander:	0	0	0	0	0	0	0
American Indian/Alaskan Native & White:	0	0	0	0	0	0	0
Asian White:	0	0	0	0	0	0	0
Black/African American & White:	0	0	0	0	0	0	0
American Indian/Alaskan Native & Black/African American:	0	0	0	0	0	0	0
Other multi-racial:	0	0	0	0	0	0	0
Asian/Pacific Islander:	0	0	0	0	0	0	0
Hispanic:	0	0	0	0	0	0	0
Total:	0	0	0	0	0	0	0
Female-headed Households:	0		0		0		

Income Category:

	Owner	Renter	Total	Person
Extremely Low	0	0	0	0
Low Mod	0	0	0	0
Moderate	0	0	0	0
Non Low Moderate	0	0	0	0
Total	0	0	0	0
Percent Low/Mod	0.0%	0.0%	0.0%	0.0%

Annual Accomplishments      Accomplishment Narrative

Year      # Benefiting

UGLG:

Grant Year:    2016

Project:        0001 - 2016 CD

Objective:

IDIS Activity:    45361 - 7219160 Garrett

Outcome:

Activity to prevent, prepare for, and respond to Coronavirus:    No

Status:         Open

Matrix Code:      General Program Administration (21A)

Location:

National Objective:

Initial Funding Date:      12/12/2019

Description:

Financing:

local admin

Funded Amount:            \$40,000.00

Net Drawn:                 \$35,000.00

Balance:                    \$5,000.00

Proposed Accomplishments:

: 0

Total Population in Service Area: 0

Census Tract Percent Low / Mod: 0.00

Actual Accomplishments:

Number assisted:

	Owner		Renter		Total		
	Total	Hispanic	Total	Hispanic	Total	Hispanic	Person
White:	0	0	0	0	0	0	0
Black/African American:	0	0	0	0	0	0	0
Asian:	0	0	0	0	0	0	0
American Indian/Alaskan Native:	0	0	0	0	0	0	0
Native Hawaiian/Other Pacific Islander:	0	0	0	0	0	0	0
American Indian/Alaskan Native & White:	0	0	0	0	0	0	0
Asian White:	0	0	0	0	0	0	0

Black/African American & White:	0	0	0	0	0	0	0
American Indian/Alaskan Native & Black/African American:	0	0	0	0	0	0	0
Other multi-racial:	0	0	0	0	0	0	0
Asian/Pacific Islander:	0	0	0	0	0	0	0
Hispanic:	0	0	0	0	0	0	0
Total:	0	0	0	0	0	0	0
Female-headed Households:	0		0		0		

Income Category:

	Owner	Renter	Total	Person
Extremely Low	0	0	0	0
Low Mod	0	0	0	0
Moderate	0	0	0	0
Non Low Moderate	0	0	0	0
Total	0	0	0	0
Percent Low/Mod	0.0%	0.0%	0.0%	0.0%

Annual Accomplishments

Accomplishment Narrative

Year # Benefiting

UGLG: GARRETT

Grant Year: 2016

Project: 0001 - 2016 CD

Objective: Create suitable living environments

IDIS Activity: 45362 - 7219160 Garrett

Outcome: Sustainability

Activity to prevent, prepare for, and respond to Coronavirus: No

Status: Open

Matrix Code: Street Improvements (03K)

Location:

208 N Ferris St Ennis, TX 75119-8338

National Objective: LMA

Initial Funding Date: 12/12/2019

Financing:

Funded Amount: \$54,800.00

Net Drawn: \$54,800.00

Balance: \$0.00

Description:

Contractor shall reconstruct approximately four thousand linear feet (4,000 l.f.) of asphalt street, regrade ditches, install culverts, complete driveway repair, and all associated appurtenances.

Proposed Accomplishments:

People (General) : 154

Total Population in Service Area: 154

Census Tract Percent Low / Mod: 69.40

Actual Accomplishments:

Number assisted:

	Owner		Renter		Total		Person
	Total	Hispanic	Total	Hispanic	Total	Hispanic	
White:	0	0	0	0	0	0	0
Black/African American:	0	0	0	0	0	0	0
Asian:	0	0	0	0	0	0	0
American Indian/Alaskan Native:	0	0	0	0	0	0	0
Native Hawaiian/Other Pacific Islander:	0	0	0	0	0	0	0
American Indian/Alaskan Native & White:	0	0	0	0	0	0	0
Asian White:	0	0	0	0	0	0	0
Black/African American & White:	0	0	0	0	0	0	0
American Indian/Alaskan Native & Black/African American:	0	0	0	0	0	0	0
Other multi-racial:	0	0	0	0	0	0	0
Asian/Pacific Islander:	0	0	0	0	0	0	0
Hispanic:	0	0	0	0	0	0	0
Total:	0	0	0	0	0	0	0
Female-headed Households:	0		0		0		

Income Category:

	Owner	Renter	Total	Person
Extremely Low	0	0	0	0
Low Mod	0	0	0	0
Moderate	0	0	0	0
Non Low Moderate	0	0	0	0
Total	0	0	0	0
Percent Low/Mod	0.0%	0.0%	0.0%	0.0%

Annual Accomplishments

Accomplishment Narrative

Year # Benefiting

UGLG:

Grant Year: 2016  
Project: 0001 - 2016 CD

Objective:

IDIS Activity: 45393 - 7219219 Kemp  
Activity to prevent, prepare for, and respond to Coronavirus: No

Outcome:

Status: Open  
Location:

Matrix Code: General Program Administration (21A)

National Objective:

Initial Funding Date: 12/12/2019  
Financing:  
Funded Amount: \$50,000.00  
Net Drawn: \$42,500.00  
Balance: \$7,500.00

Description:  
local admin

Proposed Accomplishments:  
: 0

Total Population in Service Area: 0  
Census Tract Percent Low / Mod: 0.00

Actual Accomplishments:

Number assisted:

	Owner		Renter		Total		Person
	Total	Hispanic	Total	Hispanic	Total	Hispanic	
White:	0	0	0	0	0	0	0
Black/African American:	0	0	0	0	0	0	0
Asian:	0	0	0	0	0	0	0
American Indian/Alaskan Native:	0	0	0	0	0	0	0
Native Hawaiian/Other Pacific Islander:	0	0	0	0	0	0	0
American Indian/Alaskan Native & White:	0	0	0	0	0	0	0
Asian White:	0	0	0	0	0	0	0
Black/African American & White:	0	0	0	0	0	0	0
American Indian/Alaskan Native & Black/African American:	0	0	0	0	0	0	0
Other multi-racial:	0	0	0	0	0	0	0

Asian/Pacific Islander:	0	0	0	0	0	0	0
Hispanic:	0	0	0	0	0	0	0
Total:	0	0	0	0	0	0	0
Female-headed Households:	0		0		0		

Income Category:

	Owner	Renter	Total	Person
Extremely Low	0	0	0	0
Low Mod	0	0	0	0
Moderate	0	0	0	0
Non Low Moderate	0	0	0	0
Total	0	0	0	0
Percent Low/Mod	0.0%	0.0%	0.0%	0.0%

Annual Accomplishments

Accomplishment Narrative

Year # Benefiting  
 UGLG: KEMP  
 Grant Year: 2016  
 Project: 0001 - 2016 CD

Objective: Create suitable living environments

IDIS Activity: 45394 - 7219219 Kemp  
 Activity to prevent, prepare for, and respond to Coronavirus: No

Outcome: Sustainability

Status: Open  
 Location:

Matrix Code: Street Improvements (03K)

PO Box 449 Kemp, TX 75143-0449

National Objective: LMA

Initial Funding Date: 12/12/2019  
 Financing:  
 Funded Amount: \$396,063.29  
 Net Drawn: \$270,945.02  
 Balance: \$125,118.27

Description:  
 Contractor shall reconstruct approximately five hundred twenty linear feet (520 l.f.) of HMA pavement, and all associated appurtenances.  
 Contractor shall reconstruct one thousand nine hundred eighty-seven linear feet (1,987

Proposed Accomplishments:  
 People (General) : 228

Total Population in Service Area: 228  
 Census Tract Percent Low / Mod: 90.30

Actual Accomplishments:

Number assisted:

	Owner		Renter		Total		Person
	Total	Hispanic	Total	Hispanic	Total	Hispanic	
White:	0	0	0	0	0	0	0
Black/African American:	0	0	0	0	0	0	0
Asian:	0	0	0	0	0	0	0
American Indian/Alaskan Native:	0	0	0	0	0	0	0
Native Hawaiian/Other Pacific Islander:	0	0	0	0	0	0	0
American Indian/Alaskan Native & White:	0	0	0	0	0	0	0
Asian White:	0	0	0	0	0	0	0
Black/African American & White:	0	0	0	0	0	0	0
American Indian/Alaskan Native & Black/African American:	0	0	0	0	0	0	0
Other multi-racial:	0	0	0	0	0	0	0
Asian/Pacific Islander:	0	0	0	0	0	0	0
Hispanic:	0	0	0	0	0	0	0
Total:	0	0	0	0	0	0	0
Female-headed Households:	0		0		0		

Income Category:

	Owner	Renter	Total	Person
Extremely Low	0	0	0	0
Low Mod	0	0	0	0
Moderate	0	0	0	0
Non Low Moderate	0	0	0	0
Total	0	0	0	0
Percent Low/Mod	0.0%	0.0%	0.0%	0.0%

Annual Accomplishments

Accomplishment Narrative

Year # Benefiting

UGLG: HAMILTON

Grant Year: 2016

Project: 0120 - 2016 CEF

Objective: Create suitable living environments

IDIS Activity: 46067 - 7218008 Hamilton  
 Activity to prevent, prepare for, and respond to Coronavirus: No

Outcome: Availability/accessibility

Status: Completed 07/15/2021  
 Location:  
 200 E Main St Hamilton, TX 76531-1920

Matrix Code: Fire Station/Equipment (030)

National Objective: URG

Initial Funding Date: 06/15/2020  
 Financing:  
 Funded Amount: \$4,962.89  
 Net Drawn: \$4,962.89  
 Balance: \$0.00

Description:  
 Contractor shall purchase three (3) ambulances, three (3) cardiac monitors, two (2) power stretchers, five (5) automated chest compression devices, five (5) video laryngoscopy, and all associated appurtenances.

Proposed Accomplishments:  
 People (General) : 17,055  
 Total Population in Service Area: 0  
 Census Tract Percent Low / Mod: 0.00

Actual Accomplishments:

Number assisted:

	Owner		Renter		Total		Person
	Total	Hispanic	Total	Hispanic	Total	Hispanic	
White:	0	0	0	0	0	0	0
Black/African American:	0	0	0	0	0	0	0
Asian:	0	0	0	0	0	0	0
American Indian/Alaskan Native:	0	0	0	0	0	0	0
Native Hawaiian/Other Pacific Islander:	0	0	0	0	0	0	0
American Indian/Alaskan Native & White:	0	0	0	0	0	0	0
Asian White:	0	0	0	0	0	0	0
Black/African American & White:	0	0	0	0	0	0	0
American Indian/Alaskan Native & Black/African American:	0	0	0	0	0	0	0
Other multi-racial:	0	0	0	0	0	0	0
Asian/Pacific Islander:	0	0	0	0	0	0	0
Hispanic:	0	0	0	0	0	0	0



Total: 0 0 0 0 0 0 0  
 Female-headed Households: 0 0 0 0 0 0

Income Category:

	Owner	Renter	Total	Person
Extremely Low	0	0	0	0
Low Mod	0	0	0	0
Moderate	0	0	0	0
Non Low Moderate	0	0	0	0
Total	0	0	0	0
Percent Low/Mod	0.0%	0.0%	0.0%	0.0%

Annual Accomplishments

Accomplishment Narrative

Year # Benefiting  
 2021 17,055 \$0.00

UGLG: Alma  
 Grant Year: 2017

Project: 0002 - 2017 PCB

Objective: Create suitable living environments

IDIS Activity: 42794 - 7217004 Alma

Outcome: Sustainability

Activity to prevent, prepare for, and respond to Coronavirus: No

Status: Completed 11/17/2020

Matrix Code: State Planning ONLY (20A)

Location:

104 Interurban Rd Ennis, TX 75119-0758

National Objective: LMA

Initial Funding Date: 11/13/2017

Financing:  
 Funded Amount: \$21,855.00  
 Net Drawn: \$21,855.00  
 Balance: \$0.00

Description:  
 Planning Studies: base planning activities (regarding base mapping, land use, housing, population), streets, water system, storm drainage, capital improvements program, subdivision ordinance, zoning

Proposed Accomplishments:

People (General) : 331  
 Total Population in Service Area: 331

Census Tract Percent Low / Mod: 64.30

Actual Accomplishments:

Number assisted:

	Owner		Renter		Total		Person
	Total	Hispanic	Total	Hispanic	Total	Hispanic	
White:	0	0	0	0	0	0	0
Black/African American:	0	0	0	0	0	0	0
Asian:	0	0	0	0	0	0	0
American Indian/Alaskan Native:	0	0	0	0	0	0	0
Native Hawaiian/Other Pacific Islander:	0	0	0	0	0	0	0
American Indian/Alaskan Native & White:	0	0	0	0	0	0	0
Asian White:	0	0	0	0	0	0	0
Black/African American & White:	0	0	0	0	0	0	0
American Indian/Alaskan Native & Black/African American:	0	0	0	0	0	0	0
Other multi-racial:	0	0	0	0	0	0	0
Asian/Pacific Islander:	0	0	0	0	0	0	0
Hispanic:	0	0	0	0	0	0	0
Total:	0	0	0	0	0	0	0
Female-headed Households:	0		0		0		

Income Category:

	Owner	Renter	Total	Person
Extremely Low	0	0	0	0
Low Mod	0	0	0	0
Moderate	0	0	0	0
Non Low Moderate	0	0	0	0
Total	0	0	0	0
Percent Low/Mod	0.0%	0.0%	0.0%	0.0%

Annual Accomplishments

Accomplishment Narrative

Year # Benefiting

2019 0 \$0.00

UGLG: CULBERSON COUNTY

Grant Year: 2017

Project: 0002 - 2017 PCB

Objective: Create suitable living environments

IDIS Activity: 42796 - 7217044 Culberson County  
 Activity to prevent, prepare for, and respond to Coronavirus: No

Outcome: Sustainability

Status: Completed 05/12/2021  
 Location:  
 PO Box 927 Van Horn, TX 79855-0927

Matrix Code: State Planning ONLY (20A)

National Objective: LMA

Initial Funding Date: 11/13/2017  
 Financing:  
 Funded Amount: \$26,379.00  
 Net Drawn: \$26,379.00  
 Balance: \$0.00

Description:  
 Planning Studies: base planning activities (regarding base mapping, land use, housing, population), economic development, streets, storm drainage, parks, capital improvements program

Proposed Accomplishments:

People (General) : 2,405  
 Total Population in Service Area: 2,405  
 Census Tract Percent Low / Mod: 51.30

Actual Accomplishments:

Number assisted:

	Owner		Renter		Total		Person
	Total	Hispanic	Total	Hispanic	Total	Hispanic	
White:	0	0	0	0	0	0	0
Black/African American:	0	0	0	0	0	0	0
Asian:	0	0	0	0	0	0	0
American Indian/Alaskan Native:	0	0	0	0	0	0	0
Native Hawaiian/Other Pacific Islander:	0	0	0	0	0	0	0
American Indian/Alaskan Native & White:	0	0	0	0	0	0	0
Asian White:	0	0	0	0	0	0	0
Black/African American & White:	0	0	0	0	0	0	0
American Indian/Alaskan Native & Black/African American:	0	0	0	0	0	0	0
Other multi-racial:	0	0	0	0	0	0	0
Asian/Pacific Islander:	0	0	0	0	0	0	0
Hispanic:	0	0	0	0	0	0	0

Total: 0 0 0 0 0 0 0  
 Female-headed Households: 0 0 0 0 0 0

Income Category:

	Owner	Renter	Total	Person
Extremely Low	0	0	0	0
Low Mod	0	0	0	0
Moderate	0	0	0	0
Non Low Moderate	0	0	0	0
Total	0	0	0	0
Percent Low/Mod	0.0%	0.0%	0.0%	0.0%

Annual Accomplishments

Accomplishment Narrative

Year # Benefiting  
 2020 0 \$0.00

UGLG: FLATONIA

Grant Year: 2017

Project: 0002 - 2017 PCB

Objective: Create suitable living environments

IDIS Activity: 42799 - 7217074 Flatonia

Outcome: Sustainability

Activity to prevent, prepare for, and respond to Coronavirus: No

Status: Completed 01/11/2021

Matrix Code: State Planning ONLY (20A)

Location:

PO Box 329 Flatonia, TX 78941-0329

National Objective: LMA

Initial Funding Date: 11/13/2017

Financing:

Funded Amount: \$37,593.00

Net Drawn: \$37,593.00

Balance: \$0.00

Description:

Planning Studies: base planning activities (regarding base mapping, land use, housing, population), economic development, streets, water system, wastewater system, storm drainage, electric distribution system, parks, capital improvements program, subdivision

Proposed Accomplishments:

People (General) : 0

Total Population in Service Area: 1,850

Census Tract Percent Low / Mod: 54.50

Actual Accomplishments:

Number assisted:

	Owner		Renter		Total		Person
	Total	Hispanic	Total	Hispanic	Total	Hispanic	
White:	0	0	0	0	0	0	0
Black/African American:	0	0	0	0	0	0	0
Asian:	0	0	0	0	0	0	0
American Indian/Alaskan Native:	0	0	0	0	0	0	0
Native Hawaiian/Other Pacific Islander:	0	0	0	0	0	0	0
American Indian/Alaskan Native & White:	0	0	0	0	0	0	0
Asian White:	0	0	0	0	0	0	0
Black/African American & White:	0	0	0	0	0	0	0
American Indian/Alaskan Native & Black/African American:	0	0	0	0	0	0	0
Other multi-racial:	0	0	0	0	0	0	0
Asian/Pacific Islander:	0	0	0	0	0	0	0
Hispanic:	0	0	0	0	0	0	0
Total:	0	0	0	0	0	0	0
Female-headed Households:	0		0		0		

Income Category:

	Owner	Renter	Total	Person
Extremely Low	0	0	0	0
Low Mod	0	0	0	0
Moderate	0	0	0	0
Non Low Moderate	0	0	0	0
Total	0	0	0	0
Percent Low/Mod	0.0%	0.0%	0.0%	0.0%

Annual Accomplishments

Accomplishment Narrative

Year # Benefiting

UGLG: Hardin

Grant Year: 2017

Project: 0002 - 2017 PCB

Objective: Create suitable living environments

IDIS Activity: 42804 - 7217084 Hardin  
 Activity to prevent, prepare for, and respond to Coronavirus: No

Outcome: Sustainability

Status: Completed 07/15/2021

Matrix Code: State Planning ONLY (20A)

Location:

PO Box 324 Hardin, TX 77561-0324

National Objective: LMA

Initial Funding Date: 11/13/2017

Financing:

Funded Amount: \$26,370.00

Net Drawn: \$26,370.00

Balance: \$0.00

Description:

Planning Studies: base planning activities (regarding base mapping, land use, housing, population), economic development, streets, water system, wastewater system, storm drainage, capital improvements program, subdivision ordinance, zoning

Proposed Accomplishments:

People (General) : 861

Total Population in Service Area: 861

Census Tract Percent Low / Mod: 61.20

Actual Accomplishments:

Number assisted:

	Owner		Renter		Total		Person
	Total	Hispanic	Total	Hispanic	Total	Hispanic	
White:	0	0	0	0	0	0	0
Black/African American:	0	0	0	0	0	0	0
Asian:	0	0	0	0	0	0	0
American Indian/Alaskan Native:	0	0	0	0	0	0	0
Native Hawaiian/Other Pacific Islander:	0	0	0	0	0	0	0
American Indian/Alaskan Native & White:	0	0	0	0	0	0	0
Asian White:	0	0	0	0	0	0	0
Black/African American & White:	0	0	0	0	0	0	0
American Indian/Alaskan Native & Black/African American:	0	0	0	0	0	0	0
Other multi-racial:	0	0	0	0	0	0	0
Asian/Pacific Islander:	0	0	0	0	0	0	0
Hispanic:	0	0	0	0	0	0	0
Total:	0	0	0	0	0	0	0

Female-headed Households: 0 0 0

Income Category:

	Owner	Renter	Total	Person
Extremely Low	0	0	0	0
Low Mod	0	0	0	0
Moderate	0	0	0	0
Non Low Moderate	0	0	0	0
Total	0	0	0	0
Percent Low/Mod	0.0%	0.0%	0.0%	0.0%

Annual Accomplishments

Accomplishment Narrative

Year # Benefiting

2021 0 \$0.00

UGLG: LOS INDIOS

Grant Year: 2017

Project: 0002 - 2017 PCB

Objective: Create suitable living environments

IDIS Activity: 42807 - 7217114 Los Indios

Outcome: Sustainability

Activity to prevent, prepare for, and respond to Coronavirus: No

Status: Completed 07/07/2021

Matrix Code: State Planning ONLY (20A)

Location:

PO Box 369 Los Indios, TX 78567-0369

National Objective: LMA

Initial Funding Date: 11/13/2017

Financing:

Funded Amount: \$28,305.00

Net Drawn: \$28,305.00

Balance: \$0.00

Description:

Planning Studies: base planning activities (regarding base mapping, land use, housing, population), economic development, streets, storm drainage, parks, capital improvements program, subdivision ordinance, zoning

Proposed Accomplishments:

People (General) : 1,195

Total Population in Service Area: 1,195

Census Tract Percent Low / Mod: 63.60

Actual Accomplishments:

Number assisted:

	Owner		Renter		Total		Person
	Total	Hispanic	Total	Hispanic	Total	Hispanic	
White:	0	0	0	0	0	0	0
Black/African American:	0	0	0	0	0	0	0
Asian:	0	0	0	0	0	0	0
American Indian/Alaskan Native:	0	0	0	0	0	0	0
Native Hawaiian/Other Pacific Islander:	0	0	0	0	0	0	0
American Indian/Alaskan Native & White:	0	0	0	0	0	0	0
Asian White:	0	0	0	0	0	0	0
Black/African American & White:	0	0	0	0	0	0	0
American Indian/Alaskan Native & Black/African American:	0	0	0	0	0	0	0
Other multi-racial:	0	0	0	0	0	0	0
Asian/Pacific Islander:	0	0	0	0	0	0	0
Hispanic:	0	0	0	0	0	0	0
Total:	0	0	0	0	0	0	0
Female-headed Households:	0		0		0		

Income Category:

	Owner	Renter	Total	Person
Extremely Low	0	0	0	0
Low Mod	0	0	0	0
Moderate	0	0	0	0
Non Low Moderate	0	0	0	0
Total	0	0	0	0
Percent Low/Mod	0.0%	0.0%	0.0%	0.0%

Annual Accomplishments

Accomplishment Narrative

Year # Benefiting  
2020 0 \$0.00

UGLG: Mabank  
Grant Year: 2017

Project: 0002 - 2017 PCB

Objective: Create suitable living environments

IDIS Activity: 42808 - 7217124 Mabank

Outcome: Sustainability



Activity to prevent, prepare for, and respond to Coronavirus: No

Status: Completed 06/29/2021

Matrix Code: State Planning ONLY (20A)

Location:

PO Box 293 Mabank, TX 75147-0293

National Objective: LMA

Initial Funding Date: 11/13/2017

Description:

Financing:

Planning Studies: base planning activities (regarding base mapping, land use, housing, population), economic development, central business district, streets, water system, wastewater system, storm drainage, parks, capital improvements program

Funded Amount: \$49,785.00

Net Drawn: \$49,785.00

Balance: \$0.00

Proposed Accomplishments:

People (General) : 3,165

Total Population in Service Area: 3,165

Census Tract Percent Low / Mod: 60.60

Actual Accomplishments:

Number assisted:

	Owner		Renter		Total		Person
	Total	Hispanic	Total	Hispanic	Total	Hispanic	
White:	0	0	0	0	0	0	0
Black/African American:	0	0	0	0	0	0	0
Asian:	0	0	0	0	0	0	0
American Indian/Alaskan Native:	0	0	0	0	0	0	0
Native Hawaiian/Other Pacific Islander:	0	0	0	0	0	0	0
American Indian/Alaskan Native & White:	0	0	0	0	0	0	0
Asian White:	0	0	0	0	0	0	0
Black/African American & White:	0	0	0	0	0	0	0
American Indian/Alaskan Native & Black/African American:	0	0	0	0	0	0	0
Other multi-racial:	0	0	0	0	0	0	0
Asian/Pacific Islander:	0	0	0	0	0	0	0
Hispanic:	0	0	0	0	0	0	0
Total:	0	0	0	0	0	0	0
Female-headed Households:	0		0		0		

Income Category:

	Owner	Renter	Total	Person
Extremely Low	0	0	0	0
Low Mod	0	0	0	0
Moderate	0	0	0	0
Non Low Moderate	0	0	0	0
Total	0	0	0	0
Percent Low/Mod	0.0%	0.0%	0.0%	0.0%

Annual Accomplishments

Accomplishment Narrative

Year # Benefiting  
2020 0 \$0.00

UGLG: PRESIDIO

Grant Year: 2017

Project: 0002 - 2017 PCB

Objective: Create suitable living environments

IDIS Activity: 42811 - 7217144 Presidio

Outcome: Sustainability

Activity to prevent, prepare for, and respond to Coronavirus: No

Status: Completed 05/13/2021

Matrix Code: State Planning ONLY (20A)

Location:

PO Box 1899 Presidio, TX 79845-1899

National Objective: LMA

Initial Funding Date: 11/13/2017

Financing:

Funded Amount: \$49,248.00

Net Drawn: \$49,248.00

Balance: \$0.00

Description:

Planning Studies: base planning activities (regarding base mapping, land use, housing, population), economic development, central business district, streets, water system, wastewater system, storm drainage, parks, capital improvements program

Proposed Accomplishments:

People (General) : 4,360

Total Population in Service Area: 4,360

Census Tract Percent Low / Mod: 55.20

Actual Accomplishments:

Number assisted:

	Owner		Renter		Total		Person
	Total	Hispanic	Total	Hispanic	Total	Hispanic	
White:	0	0	0	0	0	0	0
Black/African American:	0	0	0	0	0	0	0
Asian:	0	0	0	0	0	0	0
American Indian/Alaskan Native:	0	0	0	0	0	0	0
Native Hawaiian/Other Pacific Islander:	0	0	0	0	0	0	0
American Indian/Alaskan Native & White:	0	0	0	0	0	0	0
Asian White:	0	0	0	0	0	0	0
Black/African American & White:	0	0	0	0	0	0	0
American Indian/Alaskan Native & Black/African American:	0	0	0	0	0	0	0
Other multi-racial:	0	0	0	0	0	0	0
Asian/Pacific Islander:	0	0	0	0	0	0	0
Hispanic:	0	0	0	0	0	0	0
Total:	0	0	0	0	0	0	0
Female-headed Households:	0		0		0		

Income Category:

	Owner	Renter	Total	Person
Extremely Low	0	0	0	0
Low Mod	0	0	0	0
Moderate	0	0	0	0
Non Low Moderate	0	0	0	0
Total	0	0	0	0
Percent Low/Mod	0.0%	0.0%	0.0%	0.0%

Annual Accomplishments

Accomplishment Narrative

Year # Benefiting

2021 0 \$0.00

UGLG: UHLAND

Grant Year: 2017

Project: 0002 - 2017 PCB

Objective: Create suitable living environments

IDIS Activity: 42812 - 7217154 Uhland

Outcome: Sustainability

Activity to prevent, prepare for, and respond to Coronavirus: No

Status: Completed 06/29/2021

Matrix Code: State Planning ONLY (20A)

Location:

15 N Old Spanish Trl Umland, TX 78640-9338

National Objective: LMA

Initial Funding Date: 11/13/2017

Financing:

Funded Amount: \$30,780.00

Net Drawn: \$30,780.00

Balance: \$0.00

Description:

Planning Studies: base planning activities (regarding base mapping, land use, housing, population), economic development, streets, water system, wastewater system, storm drainage, parks, capital improvements program, subdivision ordinance, zoning

Proposed Accomplishments:

People (General) : 895

Total Population in Service Area: 895

Census Tract Percent Low / Mod: 70.90

Actual Accomplishments:

Number assisted:

	Owner		Renter		Total		Person
	Total	Hispanic	Total	Hispanic	Total	Hispanic	
White:	0	0	0	0	0	0	0
Black/African American:	0	0	0	0	0	0	0
Asian:	0	0	0	0	0	0	0
American Indian/Alaskan Native:	0	0	0	0	0	0	0
Native Hawaiian/Other Pacific Islander:	0	0	0	0	0	0	0
American Indian/Alaskan Native & White:	0	0	0	0	0	0	0
Asian White:	0	0	0	0	0	0	0
Black/African American & White:	0	0	0	0	0	0	0
American Indian/Alaskan Native & Black/African American:	0	0	0	0	0	0	0
Other multi-racial:	0	0	0	0	0	0	0
Asian/Pacific Islander:	0	0	0	0	0	0	0
Hispanic:	0	0	0	0	0	0	0
Total:	0	0	0	0	0	0	0
Female-headed Households:	0		0		0		

Income Category:

	Owner	Renter	Total	Person
Extremely Low	0	0	0	0
Low Mod	0	0	0	0
Moderate	0	0	0	0
Non Low Moderate	0	0	0	0
Total	0	0	0	0
Percent Low/Mod	0.0%	0.0%	0.0%	0.0%

Annual Accomplishments Accomplishment Narrative

Year # Benefiting  
2020 0 \$0.00

UGLG: KEENE

Grant Year: 2017

Project: 0003 - 2017 ED

Objective: Create economic opportunities

IDIS Activity: 42819 - 7217092 Keene

Outcome: Sustainability

Activity to prevent, prepare for, and respond to Coronavirus: No

Status: Open

Matrix Code: ED Direct Financial Assistance to For-Profits (18A)

Location:

100 N Mockingbird Ln Keene, TX 76059-2323

National Objective: LMA

Initial Funding Date: 11/13/2017

Financing:

Funded Amount: \$946,896.50

Net Drawn: \$946,896.50

Balance: \$0.00

Description:

This Texas Capital Fund economic development award will provide street infrastructure improvements, as well as engineering and administrative services in support of the creation of a leather manufacturing facility operated by LVMH (Louis Vuitton), in Keene,

Proposed Accomplishments:

Businesses : 100

Total Population in Service Area: 100

Census Tract Percent Low / Mod: 51.00

Actual Accomplishments:

Number assisted:

	Owner		Renter		Total		Person
	Total	Hispanic	Total	Hispanic	Total	Hispanic	
White:	0	0	0	0	0	0	0
Black/African American:	0	0	0	0	0	0	0
Asian:	0	0	0	0	0	0	0
American Indian/Alaskan Native:	0	0	0	0	0	0	0
Native Hawaiian/Other Pacific Islander:	0	0	0	0	0	0	0
American Indian/Alaskan Native & White:	0	0	0	0	0	0	0
Asian White:	0	0	0	0	0	0	0
Black/African American & White:	0	0	0	0	0	0	0
American Indian/Alaskan Native & Black/African American:	0	0	0	0	0	0	0
Other multi-racial:	0	0	0	0	0	0	0
Asian/Pacific Islander:	0	0	0	0	0	0	0
Hispanic:	0	0	0	0	0	0	0
Total:	0	0	0	0	0	0	0
Female-headed Households:	0		0		0		

Income Category:

	Owner	Renter	Total	Person
Extremely Low	0	0	0	0
Low Mod	0	0	0	0
Moderate	0	0	0	0
Non Low Moderate	0	0	0	0
Total	0	0	0	0
Percent Low/Mod	0.0%	0.0%	0.0%	0.0%

Annual Accomplishments

Accomplishment Narrative

Year # Benefiting

UGLG:

Grant Year: 2017

Project: 0003 - 2017 ED

Objective:

IDIS Activity: 42820 - 7217092 Keene

Outcome:

Activity to prevent, prepare for, and respond to Coronavirus: No

Status: Open

Matrix Code: General Program Administration (21A)

Location:

National Objective:

Initial Funding Date: 11/13/2017  
 Financing:  
 Funded Amount: \$42,322.50  
 Net Drawn: \$42,322.50  
 Balance: \$0.00

Description:  
local admin

Proposed Accomplishments:

: 0  
 Total Population in Service Area: 0  
 Census Tract Percent Low / Mod: 0.00

Actual Accomplishments:

Number assisted:

	Owner		Renter		Total		Person
	Total	Hispanic	Total	Hispanic	Total	Hispanic	
White:	0	0	0	0	0	0	0
Black/African American:	0	0	0	0	0	0	0
Asian:	0	0	0	0	0	0	0
American Indian/Alaskan Native:	0	0	0	0	0	0	0
Native Hawaiian/Other Pacific Islander:	0	0	0	0	0	0	0
American Indian/Alaskan Native & White:	0	0	0	0	0	0	0
Asian White:	0	0	0	0	0	0	0
Black/African American & White:	0	0	0	0	0	0	0
American Indian/Alaskan Native & Black/African American:	0	0	0	0	0	0	0
Other multi-racial:	0	0	0	0	0	0	0
Asian/Pacific Islander:	0	0	0	0	0	0	0
Hispanic:	0	0	0	0	0	0	0
Total:	0	0	0	0	0	0	0
Female-headed Households:	0		0		0		

Income Category:

Owner	Renter	Total	Person
-------	--------	-------	--------

Extremely Low	0	0	0	0
Low Mod	0	0	0	0
Moderate	0	0	0	0
Non Low Moderate	0	0	0	0
Total	0	0	0	0
Percent Low/Mod	0.0%	0.0%	0.0%	0.0%

Annual Accomplishments Accomplishment Narrative

Year # Benefiting  
 UGLG: NASH  
 Grant Year: 2017

Project: 0003 - 2017 ED

Objective: Create economic opportunities

IDIS Activity: 42826 - 7217062 Nash

Outcome: Sustainability

Activity to prevent, prepare for, and respond to Coronavirus: No

Status: Completed 01/22/2021

Matrix Code: ED Direct Financial Assistance to For-Profits (18A)

Location:

PO Box 520 Nash, TX 75569-0520

National Objective: LMA

Initial Funding Date: 11/14/2017  
 Financing:  
 Funded Amount: \$357,425.47  
 Net Drawn: \$357,425.47  
 Balance: \$0.00

Description:  
 This Texas Capital Fund economic development award will provide street infrastructure improvements, as well as engineering and administrative services in support of the creation of a farm and garden supply facility operated by Atwood Distributing L.P., in

Proposed Accomplishments:

Businesses : 44  
 Total Population in Service Area: 44  
 Census Tract Percent Low / Mod: 77.20

Actual Accomplishments:

Number assisted:

Owner		Renter		Total		Person
Total	Hispanic	Total	Hispanic	Total	Hispanic	



White:	0	0	0	0	0	0	0
Black/African American:	0	0	0	0	0	0	0
Asian:	0	0	0	0	0	0	0
American Indian/Alaskan Native:	0	0	0	0	0	0	0
Native Hawaiian/Other Pacific Islander:	0	0	0	0	0	0	0
American Indian/Alaskan Native & White:	0	0	0	0	0	0	0
Asian White:	0	0	0	0	0	0	0
Black/African American & White:	0	0	0	0	0	0	0
American Indian/Alaskan Native & Black/African American:	0	0	0	0	0	0	0
Other multi-racial:	0	0	0	0	0	0	0
Asian/Pacific Islander:	0	0	0	0	0	0	0
Hispanic:	0	0	0	0	0	0	0
Total:	0	0	0	0	0	0	0
Female-headed Households:	0		0		0		0

Income Category:

	Owner	Renter	Total	Person
Extremely Low	0	0	0	0
Low Mod	0	0	0	0
Moderate	0	0	0	0
Non Low Moderate	0	0	0	0
Total	0	0	0	0
Percent Low/Mod	0.0%	0.0%	0.0%	0.0%

Annual Accomplishments

Accomplishment Narrative

Year # Benefiting  
 2017 0 Project is 76-99% complete

UGLG: DILLEY  
 Grant Year: 2017  
 Project: 0001 - 2017 CD

IDIS Activity: 42837 - 7217099 Dilley  
 Activity to prevent, prepare for, and respond to Coronavirus: No

Status: Canceled 07/08/2021  
 Location:

Objective: Create suitable living environments

Outcome: Sustainability

Matrix Code: Water/Sewer Improvements (03J)

PO Box 230 Dilley, TX 78017-0230

National Objective: LMA

Initial Funding Date: 11/16/2017  
 Financing:  
 Funded Amount: \$0.00  
 Net Drawn: \$0.00  
 Balance: \$0.00

Description:  
 Contractor shall replace approximately two thousand linear feet (2,000 l.f.) of twelve-inch (12) water lines, including valves, boring, service reconnections, hydrants and all associated appurtenances.

Proposed Accomplishments:  
 People (General) : 516  
 Total Population in Service Area: 516  
 Census Tract Percent Low / Mod: 93.90

Actual Accomplishments:

Number assisted:

	Owner		Renter		Total		Person
	Total	Hispanic	Total	Hispanic	Total	Hispanic	
White:	0	0	0	0	0	0	0
Black/African American:	0	0	0	0	0	0	0
Asian:	0	0	0	0	0	0	0
American Indian/Alaskan Native:	0	0	0	0	0	0	0
Native Hawaiian/Other Pacific Islander:	0	0	0	0	0	0	0
American Indian/Alaskan Native & White:	0	0	0	0	0	0	0
Asian White:	0	0	0	0	0	0	0
Black/African American & White:	0	0	0	0	0	0	0
American Indian/Alaskan Native & Black/African American:	0	0	0	0	0	0	0
Other multi-racial:	0	0	0	0	0	0	0
Asian/Pacific Islander:	0	0	0	0	0	0	0
Hispanic:	0	0	0	0	0	0	0
Total:	0	0	0	0	0	0	0
Female-headed Households:	0		0		0		

Income Category:

	Owner	Renter	Total	Person
Extremely Low	0	0	0	0
Low Mod	0	0	0	0

Moderate	0	0	0	0
Non Low Moderate	0	0	0	0
Total	0	0	0	0
Percent Low/Mod	0.0%	0.0%	0.0%	0.0%

Annual Accomplishments

Accomplishment Narrative

Year # Benefiting  
2017 0 CDBG contract prepared and routed for approval

UGLG: Nocona

Grant Year: 2017

Project: 0001 - 2017 CD

Objective: Create suitable living environments

IDIS Activity: 42855 - 7217330 Nocona

Outcome: Sustainability

Activity to prevent, prepare for, and respond to Coronavirus: No

Status: Completed 01/11/2021

Matrix Code: Water/Sewer Improvements (03J)

Location:

100 Cooke St Nocona, TX 76255-2108

National Objective: LMA

Initial Funding Date: 11/28/2017

Description:

Financing:  
Funded Amount: \$245,000.00  
Net Drawn: \$245,000.00  
Balance: \$0.00

Contractor shall install approximately three thousand two hundred linear feet (3,200 l.f.) of sixteen-inch (16")

Proposed Accomplishments:

People (General) : 2,761  
Total Population in Service Area: 2,761  
Census Tract Percent Low / Mod: 68.90

Actual Accomplishments:

Number assisted:

White:

Owner		Renter		Total		Person
Total	Hispanic	Total	Hispanic	Total	Hispanic	
0	0	0	0	0	0	0

Black/African American:	0	0	0	0	0	0	0
Asian:	0	0	0	0	0	0	0
American Indian/Alaskan Native:	0	0	0	0	0	0	0
Native Hawaiian/Other Pacific Islander:	0	0	0	0	0	0	0
American Indian/Alaskan Native & White:	0	0	0	0	0	0	0
Asian White:	0	0	0	0	0	0	0
Black/African American & White:	0	0	0	0	0	0	0
American Indian/Alaskan Native & Black/African American:	0	0	0	0	0	0	0
Other multi-racial:	0	0	0	0	0	0	0
Asian/Pacific Islander:	0	0	0	0	0	0	0
Hispanic:	0	0	0	0	0	0	0
Total:	0	0	0	0	0	0	0
Female-headed Households:	0		0		0		

Income Category:

	Owner	Renter	Total	Person
Extremely Low	0	0	0	0
Low Mod	0	0	0	0
Moderate	0	0	0	0
Non Low Moderate	0	0	0	0
Total	0	0	0	0
Percent Low/Mod	0.0%	0.0%	0.0%	0.0%

Annual Accomplishments

Accomplishment Narrative

Year # Benefiting  
2018

0 Construction contract completed

UGLG:

Grant Year: 2017

Project: 0001 - 2017 CD

Objective:

IDIS Activity: 42856 - 7217330 Nocona

Outcome:

Activity to prevent, prepare for, and respond to Coronavirus: No

Status: Completed 01/11/2021

Matrix Code: General Program Administration (21A)

Location:

National Objective:

, -

Initial Funding Date: 11/28/2017  
 Financing:  
 Funded Amount: \$30,000.00  
 Net Drawn: \$30,000.00  
 Balance: \$0.00

Description:  
 local admin

Proposed Accomplishments:

: 0  
 Total Population in Service Area: 0  
 Census Tract Percent Low / Mod: 0.00

Actual Accomplishments:

Number assisted:

	Owner		Renter		Total		Person
	Total	Hispanic	Total	Hispanic	Total	Hispanic	
White:	0	0	0	0	0	0	0
Black/African American:	0	0	0	0	0	0	0
Asian:	0	0	0	0	0	0	0
American Indian/Alaskan Native:	0	0	0	0	0	0	0
Native Hawaiian/Other Pacific Islander:	0	0	0	0	0	0	0
American Indian/Alaskan Native & White:	0	0	0	0	0	0	0
Asian White:	0	0	0	0	0	0	0
Black/African American & White:	0	0	0	0	0	0	0
American Indian/Alaskan Native & Black/African American:	0	0	0	0	0	0	0
Other multi-racial:	0	0	0	0	0	0	0
Asian/Pacific Islander:	0	0	0	0	0	0	0
Hispanic:	0	0	0	0	0	0	0
Total:	0	0	0	0	0	0	0
Female-headed Households:	0		0		0		

Income Category:

	Owner	Renter	Total	Person
Extremely Low	0	0	0	0
Low Mod	0	0	0	0
Moderate	0	0	0	0

Non Low Moderate	0	0	0	0
Total	0	0	0	0
Percent Low/Mod	0.0%	0.0%	0.0%	0.0%

Annual Accomplishments      Accomplishment Narrative

Year      # Benefiting

UGLG:

Grant Year:    2017

Project:        0001 - 2017 CD

Objective:

IDIS Activity:    42863 - 7217170 Gustine

Outcome:

Activity to prevent, prepare for, and respond to Coronavirus:    No

Status:            Completed    03/16/2021

Matrix Code:        General Program Administration (21A)

Location:

National Objective:

, -

Initial Funding Date:    11/28/2017

Description:

Financing:

local admin

Funded Amount:        \$13,750.00

Net Drawn:              \$13,750.00

Balance:                \$0.00

Proposed Accomplishments:

: 0

Total Population in Service Area: 0

Census Tract Percent Low / Mod: 0.00

Actual Accomplishments:

Number assisted:

	Owner		Renter		Total		
	Total	Hispanic	Total	Hispanic	Total	Hispanic	Person
White:	0	0	0	0	0	0	0
Black/African American:	0	0	0	0	0	0	0
Asian:	0	0	0	0	0	0	0

American Indian/Alaskan Native:	0	0	0	0	0	0	0
Native Hawaiian/Other Pacific Islander:	0	0	0	0	0	0	0
American Indian/Alaskan Native & White:	0	0	0	0	0	0	0
Asian White:	0	0	0	0	0	0	0
Black/African American & White:	0	0	0	0	0	0	0
American Indian/Alaskan Native & Black/African American:	0	0	0	0	0	0	0
Other multi-racial:	0	0	0	0	0	0	0
Asian/Pacific Islander:	0	0	0	0	0	0	0
Hispanic:	0	0	0	0	0	0	0
Total:	0	0	0	0	0	0	0
Female-headed Households:	0		0		0		

Income Category:

	Owner	Renter	Total	Person
Extremely Low	0	0	0	0
Low Mod	0	0	0	0
Moderate	0	0	0	0
Non Low Moderate	0	0	0	0
Total	0	0	0	0
Percent Low/Mod	0.0%	0.0%	0.0%	0.0%

Annual Accomplishments

Accomplishment Narrative

Year # Benefiting  
 UGLG: GUSTINE  
 Grant Year: 2017  
 Project: 0001 - 2017 CD

Objective: Create suitable living environments

IDIS Activity: 42864 - 7217170 Gustine  
 Activity to prevent, prepare for, and respond to Coronavirus: No

Outcome: Sustainability

Status: Completed 03/16/2021  
 Location:  
 PO Box 145 Gustine, TX 76455-0145

Matrix Code: Water/Sewer Improvements (03J)

National Objective: LMA

Initial Funding Date: 11/28/2017  
 Financing:

Description:  
 Contractor shall replace existing water storage tank with a thirty thousand gallon (30,000

Funded Amount: \$261,250.00  
 Net Drawn: \$261,250.00  
 Balance: \$0.00

gal.) water storage tank, including piping, valves and all related appurtenances.  
 Construction shall take place at 36th Division Memorial Highway and E.

Proposed Accomplishments:

People (General) : 445  
 Total Population in Service Area: 445  
 Census Tract Percent Low / Mod: 56.10

Actual Accomplishments:

Number assisted:

	Owner		Renter		Total		Person
	Total	Hispanic	Total	Hispanic	Total	Hispanic	
White:	0	0	0	0	0	0	0
Black/African American:	0	0	0	0	0	0	0
Asian:	0	0	0	0	0	0	0
American Indian/Alaskan Native:	0	0	0	0	0	0	0
Native Hawaiian/Other Pacific Islander:	0	0	0	0	0	0	0
American Indian/Alaskan Native & White:	0	0	0	0	0	0	0
Asian White:	0	0	0	0	0	0	0
Black/African American & White:	0	0	0	0	0	0	0
American Indian/Alaskan Native & Black/African American:	0	0	0	0	0	0	0
Other multi-racial:	0	0	0	0	0	0	0
Asian/Pacific Islander:	0	0	0	0	0	0	0
Hispanic:	0	0	0	0	0	0	0
Total:	0	0	0	0	0	0	0
Female-headed Households:	0		0		0		

Income Category:

	Owner	Renter	Total	Person
Extremely Low	0	0	0	0
Low Mod	0	0	0	0
Moderate	0	0	0	0
Non Low Moderate	0	0	0	0
Total	0	0	0	0
Percent Low/Mod	0.0%	0.0%	0.0%	0.0%



Annual Accomplishments Accomplishment Narrative

Year # Benefiting

2018 0 project review and clearance completed by other agency (TCEQ, TWDB, USDA, etc)

UGLG: RICHLAND

Grant Year: 2017

Project: 0001 - 2017 CD

Objective: Create suitable living environments

IDIS Activity: 42866 - 7217399 Richland

Outcome: Sustainability

Activity to prevent, prepare for, and respond to Coronavirus: No

Status: Completed 05/07/2021

Matrix Code: Water/Sewer Improvements (03J)

Location:

PO Box 179 Richland, TX 76681-0179

National Objective: LMA

Initial Funding Date: 11/29/2017

Description:

Financing:

Contractor shall install approximately ten thousand eight hundred linear feet (10,800 l.f.)

Funded Amount: \$245,750.00

of six-inch

Net Drawn: \$245,750.00

(6

Balance: \$0.00

Proposed Accomplishments:

People (General) : 408

Total Population in Service Area: 408

Census Tract Percent Low / Mod: 55.60

Actual Accomplishments:

Number assisted:

	Owner		Renter		Total		Person
	Total	Hispanic	Total	Hispanic	Total	Hispanic	
White:	0	0	0	0	0	0	0
Black/African American:	0	0	0	0	0	0	0
Asian:	0	0	0	0	0	0	0
American Indian/Alaskan Native:	0	0	0	0	0	0	0
Native Hawaiian/Other Pacific Islander:	0	0	0	0	0	0	0
American Indian/Alaskan Native & White:	0	0	0	0	0	0	0

Asian White:	0	0	0	0	0	0	0
Black/African American & White:	0	0	0	0	0	0	0
American Indian/Alaskan Native & Black/African American:	0	0	0	0	0	0	0
Other multi-racial:	0	0	0	0	0	0	0
Asian/Pacific Islander:	0	0	0	0	0	0	0
Hispanic:	0	0	0	0	0	0	0
Total:	0	0	0	0	0	0	0
Female-headed Households:	0		0		0		

Income Category:

	Owner	Renter	Total	Person
Extremely Low	0	0	0	0
Low Mod	0	0	0	0
Moderate	0	0	0	0
Non Low Moderate	0	0	0	0
Total	0	0	0	0
Percent Low/Mod	0.0%	0.0%	0.0%	0.0%

Annual Accomplishments

Accomplishment Narrative

Year # Benefiting

2017 0 Procurement of professional services underway / complete

UGLG:

Grant Year: 2017

Project: 0001 - 2017 CD

Objective:

IDIS Activity: 42867 - 7217399 Richland

Outcome:

Activity to prevent, prepare for, and respond to Coronavirus: No

Status: Completed 05/07/2021

Matrix Code: General Program Administration (21A)

Location:

National Objective:

Initial Funding Date: 11/29/2017

Description:

Financing:

local admin

Funded Amount: \$27,500.00

Net Drawn: \$27,500.00  
 Balance: \$0.00

Proposed Accomplishments:

: 0  
 Total Population in Service Area: 0  
 Census Tract Percent Low / Mod: 0.00

Actual Accomplishments:

Number assisted:

	Owner		Renter		Total		Person
	Total	Hispanic	Total	Hispanic	Total	Hispanic	
White:	0	0	0	0	0	0	0
Black/African American:	0	0	0	0	0	0	0
Asian:	0	0	0	0	0	0	0
American Indian/Alaskan Native:	0	0	0	0	0	0	0
Native Hawaiian/Other Pacific Islander:	0	0	0	0	0	0	0
American Indian/Alaskan Native & White:	0	0	0	0	0	0	0
Asian White:	0	0	0	0	0	0	0
Black/African American & White:	0	0	0	0	0	0	0
American Indian/Alaskan Native & Black/African American:	0	0	0	0	0	0	0
Other multi-racial:	0	0	0	0	0	0	0
Asian/Pacific Islander:	0	0	0	0	0	0	0
Hispanic:	0	0	0	0	0	0	0
Total:	0	0	0	0	0	0	0
Female-headed Households:	0		0		0		

Income Category:

	Owner	Renter	Total	Person
Extremely Low	0	0	0	0
Low Mod	0	0	0	0
Moderate	0	0	0	0
Non Low Moderate	0	0	0	0
Total	0	0	0	0
Percent Low/Mod	0.0%	0.0%	0.0%	0.0%

Annual Accomplishments      Accomplishment Narrative

Year # Benefiting

UGLG:

Grant Year: 2017

Project: 0001 - 2017 CD

Objective:

IDIS Activity: 43027 - 7217010 Ames

Outcome:

Activity to prevent, prepare for, and respond to Coronavirus: No

Status: Completed 08/10/2021

Matrix Code: General Program Administration (21A)

Location:

National Objective:

Initial Funding Date: 12/13/2017

Description:

Financing:

local admin

Funded Amount: \$27,720.00

Net Drawn: \$27,720.00

Balance: \$0.00

Proposed Accomplishments:

: 0

Total Population in Service Area: 0

Census Tract Percent Low / Mod: 0.00

Actual Accomplishments:

Number assisted:

	Owner		Renter		Total		Person
	Total	Hispanic	Total	Hispanic	Total	Hispanic	
White:	0	0	0	0	0	0	0
Black/African American:	0	0	0	0	0	0	0
Asian:	0	0	0	0	0	0	0
American Indian/Alaskan Native:	0	0	0	0	0	0	0
Native Hawaiian/Other Pacific Islander:	0	0	0	0	0	0	0
American Indian/Alaskan Native & White:	0	0	0	0	0	0	0
Asian White:	0	0	0	0	0	0	0
Black/African American & White:	0	0	0	0	0	0	0

American Indian/Alaskan Native & Black/African American:	0	0	0	0	0	0	0
Other multi-racial:	0	0	0	0	0	0	0
Asian/Pacific Islander:	0	0	0	0	0	0	0
Hispanic:	0	0	0	0	0	0	0
Total:	0	0	0	0	0	0	0
Female-headed Households:	0		0		0		

Income Category:

	Owner	Renter	Total	Person
Extremely Low	0	0	0	0
Low Mod	0	0	0	0
Moderate	0	0	0	0
Non Low Moderate	0	0	0	0
Total	0	0	0	0
Percent Low/Mod	0.0%	0.0%	0.0%	0.0%

Annual Accomplishments

Accomplishment Narrative

Year # Benefiting  
 UGLG: AMES  
 Grant Year: 2017

Project: 0001 - 2017 CD

Objective: Create suitable living environments

IDIS Activity: 43028 - 7217010 Ames

Outcome: Sustainability

Activity to prevent, prepare for, and respond to Coronavirus: No

Status: Completed 08/10/2021

Matrix Code: Water/Sewer Improvements (03J)

Location:

PO Box 8094 Liberty, TX 77575-2694

National Objective: LMA

Initial Funding Date: 12/13/2017

Financing:  
 Funded Amount: \$187,781.53  
 Net Drawn: \$187,781.53  
 Balance: \$0.00

Description:  
 Contractor shall rehabilitate thirteen on Wickliff Street, Lift Station on County Road 150, Grinder Pump Station on Semien Lane and Grinder Pump Station County Road 154. Additional construction shall take place throughout the city.

Proposed Accomplishments:

People (General) : 885

Total Population in Service Area: 885

Census Tract Percent Low / Mod: 53.60

Actual Accomplishments:

Number assisted:

	Owner		Renter		Total		Person
	Total	Hispanic	Total	Hispanic	Total	Hispanic	
White:	0	0	0	0	0	0	0
Black/African American:	0	0	0	0	0	0	0
Asian:	0	0	0	0	0	0	0
American Indian/Alaskan Native:	0	0	0	0	0	0	0
Native Hawaiian/Other Pacific Islander:	0	0	0	0	0	0	0
American Indian/Alaskan Native & White:	0	0	0	0	0	0	0
Asian White:	0	0	0	0	0	0	0
Black/African American & White:	0	0	0	0	0	0	0
American Indian/Alaskan Native & Black/African American:	0	0	0	0	0	0	0
Other multi-racial:	0	0	0	0	0	0	0
Asian/Pacific Islander:	0	0	0	0	0	0	0
Hispanic:	0	0	0	0	0	0	0
Total:	0	0	0	0	0	0	0
Female-headed Households:	0		0		0		

Income Category:

	Owner	Renter	Total	Person
Extremely Low	0	0	0	0
Low Mod	0	0	0	0
Moderate	0	0	0	0
Non Low Moderate	0	0	0	0
Total	0	0	0	0
Percent Low/Mod	0.0%	0.0%	0.0%	0.0%

Annual Accomplishments

Accomplishment Narrative

Year # Benefiting

2018 0 construction contract executed

UGLG:

Grant Year: 2017  
Project: 0001 - 2017 CD

Objective:

IDIS Activity: 43030 - 7217011 Anson  
Activity to prevent, prepare for, and respond to Coronavirus: No

Outcome:

Status: Completed 01/15/2021  
Location:

Matrix Code: General Program Administration (21A)

National Objective:

Initial Funding Date: 12/13/2017  
Financing:  
Funded Amount: \$27,280.00  
Net Drawn: \$27,280.00  
Balance: \$0.00

Description:  
local admin

Proposed Accomplishments:  
: 0

Total Population in Service Area: 0  
Census Tract Percent Low / Mod: 0.00

Actual Accomplishments:

Number assisted:

	Owner		Renter		Total		Person
	Total	Hispanic	Total	Hispanic	Total	Hispanic	
White:	0	0	0	0	0	0	0
Black/African American:	0	0	0	0	0	0	0
Asian:	0	0	0	0	0	0	0
American Indian/Alaskan Native:	0	0	0	0	0	0	0
Native Hawaiian/Other Pacific Islander:	0	0	0	0	0	0	0
American Indian/Alaskan Native & White:	0	0	0	0	0	0	0
Asian White:	0	0	0	0	0	0	0
Black/African American & White:	0	0	0	0	0	0	0
American Indian/Alaskan Native & Black/African American:	0	0	0	0	0	0	0
Other multi-racial:	0	0	0	0	0	0	0

Asian/Pacific Islander:	0	0	0	0	0	0	0
Hispanic:	0	0	0	0	0	0	0
Total:	0	0	0	0	0	0	0
Female-headed Households:	0		0		0		

Income Category:

	Owner	Renter	Total	Person
Extremely Low	0	0	0	0
Low Mod	0	0	0	0
Moderate	0	0	0	0
Non Low Moderate	0	0	0	0
Total	0	0	0	0
Percent Low/Mod	0.0%	0.0%	0.0%	0.0%

Annual Accomplishments

Year	# Benefiting	Accomplishment Narrative
UGLG:		
Grant Year:	2017	
Project:	0001 - 2017 CD	
IDIS Activity:	43032 - 7217019 Atlanta	
Activity to prevent, prepare for, and respond to Coronavirus:	No	
Status:	Completed 01/15/2021	
Location:		

Objective:

Outcome:

Matrix Code: General Program Administration (21A)

National Objective:

Initial Funding Date: 12/13/2017

Financing:

Funded Amount: \$27,225.00

Net Drawn: \$27,225.00

Balance: \$0.00

Description:  
local admin

Proposed Accomplishments:  
: 0



Total Population in Service Area: 0  
 Census Tract Percent Low / Mod: 0.00

Actual Accomplishments:

Number assisted:

	Owner		Renter		Total		Person
	Total	Hispanic	Total	Hispanic	Total	Hispanic	
White:	0	0	0	0	0	0	0
Black/African American:	0	0	0	0	0	0	0
Asian:	0	0	0	0	0	0	0
American Indian/Alaskan Native:	0	0	0	0	0	0	0
Native Hawaiian/Other Pacific Islander:	0	0	0	0	0	0	0
American Indian/Alaskan Native & White:	0	0	0	0	0	0	0
Asian White:	0	0	0	0	0	0	0
Black/African American & White:	0	0	0	0	0	0	0
American Indian/Alaskan Native & Black/African American:	0	0	0	0	0	0	0
Other multi-racial:	0	0	0	0	0	0	0
Asian/Pacific Islander:	0	0	0	0	0	0	0
Hispanic:	0	0	0	0	0	0	0
Total:	0	0	0	0	0	0	0
Female-headed Households:	0		0		0		

Income Category:

	Owner	Renter	Total	Person
Extremely Low	0	0	0	0
Low Mod	0	0	0	0
Moderate	0	0	0	0
Non Low Moderate	0	0	0	0
Total	0	0	0	0
Percent Low/Mod	0.0%	0.0%	0.0%	0.0%

Annual Accomplishments

Accomplishment Narrative

Year # Benefiting  
 UGLG: ATLANTA  
 Grant Year: 2017  
 Project: 0001 - 2017 CD

Objective: Create suitable living environments

IDIS Activity: 43033 - 7217019 Atlanta

Outcome: Sustainability

Activity to prevent, prepare for, and respond to Coronavirus: No

Status: Completed 01/15/2021

Matrix Code: Water/Sewer Improvements (03J)

Location:

PO Box 669 Atlanta, TX 75551-0669

National Objective: LMA

Initial Funding Date: 12/13/2017

Description:

Financing:

Contractor shall install approximately four thousand three hundred fifty linear feet (4,350 l.f.) of six-inch (6) sewer line, manholes, and all associated appurtenances.

Funded Amount: \$160,702.68

Net Drawn: \$160,702.68

Construction shall take place in the following locations

Balance: \$0.00

Proposed Accomplishments:

People (General) : 158

Total Population in Service Area: 158

Census Tract Percent Low / Mod: 74.60

Actual Accomplishments:

Number assisted:

	Owner		Renter		Total		Person
	Total	Hispanic	Total	Hispanic	Total	Hispanic	
White:	0	0	0	0	0	0	0
Black/African American:	0	0	0	0	0	0	0
Asian:	0	0	0	0	0	0	0
American Indian/Alaskan Native:	0	0	0	0	0	0	0
Native Hawaiian/Other Pacific Islander:	0	0	0	0	0	0	0
American Indian/Alaskan Native & White:	0	0	0	0	0	0	0
Asian White:	0	0	0	0	0	0	0
Black/African American & White:	0	0	0	0	0	0	0
American Indian/Alaskan Native & Black/African American:	0	0	0	0	0	0	0
Other multi-racial:	0	0	0	0	0	0	0
Asian/Pacific Islander:	0	0	0	0	0	0	0
Hispanic:	0	0	0	0	0	0	0

Total: 0 0 0 0 0 0 0  
 Female-headed Households: 0 0 0 0 0 0 0

Income Category:

	Owner	Renter	Total	Person
Extremely Low	0	0	0	0
Low Mod	0	0	0	0
Moderate	0	0	0	0
Non Low Moderate	0	0	0	0
Total	0	0	0	0
Percent Low/Mod	0.0%	0.0%	0.0%	0.0%

Annual Accomplishments

Accomplishment Narrative

Year # Benefiting  
 2018

0 construction bidding and award in progress

UGLG:

Grant Year: 2017

Project: 0001 - 2017 CD

Objective:

IDIS Activity: 43064 - 7217020 Bellville

Outcome:

Activity to prevent, prepare for, and respond to Coronavirus: No

Status: Completed 01/11/2021

Matrix Code: General Program Administration (21A)

Location:

National Objective:

Initial Funding Date: 01/12/2018

Description:

Financing:

local admin

Funded Amount: \$38,500.00

Net Drawn: \$38,500.00

Balance: \$0.00

Proposed Accomplishments:

: 0

Total Population in Service Area: 0

Census Tract Percent Low / Mod: 0.00

Actual Accomplishments:

Number assisted:

	Owner		Renter		Total		Person
	Total	Hispanic	Total	Hispanic	Total	Hispanic	
White:	0	0	0	0	0	0	0
Black/African American:	0	0	0	0	0	0	0
Asian:	0	0	0	0	0	0	0
American Indian/Alaskan Native:	0	0	0	0	0	0	0
Native Hawaiian/Other Pacific Islander:	0	0	0	0	0	0	0
American Indian/Alaskan Native & White:	0	0	0	0	0	0	0
Asian White:	0	0	0	0	0	0	0
Black/African American & White:	0	0	0	0	0	0	0
American Indian/Alaskan Native & Black/African American:	0	0	0	0	0	0	0
Other multi-racial:	0	0	0	0	0	0	0
Asian/Pacific Islander:	0	0	0	0	0	0	0
Hispanic:	0	0	0	0	0	0	0
Total:	0	0	0	0	0	0	0
Female-headed Households:	0		0		0		

Income Category:

	Owner	Renter	Total	Person
Extremely Low	0	0	0	0
Low Mod	0	0	0	0
Moderate	0	0	0	0
Non Low Moderate	0	0	0	0
Total	0	0	0	0
Percent Low/Mod	0.0%	0.0%	0.0%	0.0%

Annual Accomplishments

Accomplishment Narrative

Year # Benefiting

UGLG: Bellville

Grant Year: 2017

Project: 0001 - 2017 CD

Objective: Create suitable living environments

IDIS Activity: 43065 - 7217020 Bellville  
 Activity to prevent, prepare for, and respond to Coronavirus: No

Outcome: Sustainability

Status: Completed 01/11/2021

Matrix Code: Water/Sewer Improvements (03J)

Location:  
 30 S Holland St Bellville, TX 77418-2129

National Objective: LMA

Initial Funding Date: 01/12/2018  
 Financing:  
 Funded Amount: \$311,500.00  
 Net Drawn: \$311,500.00  
 Balance: \$0.00

Description:  
 Contractor shall install three thousand one hundred linear feet (3,100 l.f.) of eight inch (8") water lines, including valves, boring, service reconnections and all related appurtenances.

Proposed Accomplishments:

People (General) : 349  
 Total Population in Service Area: 349  
 Census Tract Percent Low / Mod: 73.30

Actual Accomplishments:

Number assisted:

	Owner		Renter		Total		Person
	Total	Hispanic	Total	Hispanic	Total	Hispanic	
White:	0	0	0	0	0	0	0
Black/African American:	0	0	0	0	0	0	0
Asian:	0	0	0	0	0	0	0
American Indian/Alaskan Native:	0	0	0	0	0	0	0
Native Hawaiian/Other Pacific Islander:	0	0	0	0	0	0	0
American Indian/Alaskan Native & White:	0	0	0	0	0	0	0
Asian White:	0	0	0	0	0	0	0
Black/African American & White:	0	0	0	0	0	0	0
American Indian/Alaskan Native & Black/African American:	0	0	0	0	0	0	0
Other multi-racial:	0	0	0	0	0	0	0
Asian/Pacific Islander:	0	0	0	0	0	0	0
Hispanic:	0	0	0	0	0	0	0
Total:	0	0	0	0	0	0	0

Female-headed Households: 0 0 0

Income Category:

	Owner	Renter	Total	Person
Extremely Low	0	0	0	0
Low Mod	0	0	0	0
Moderate	0	0	0	0
Non Low Moderate	0	0	0	0
Total	0	0	0	0
Percent Low/Mod	0.0%	0.0%	0.0%	0.0%

Annual Accomplishments

Accomplishment Narrative

Year # Benefiting  
2017

0 Project is 0-25% complete

UGLG:

Grant Year: 2017

Project: 0001 - 2017 CD

Objective:

IDIS Activity: 43073 - 7217039 Bridge City

Outcome:

Activity to prevent, prepare for, and respond to Coronavirus: No

Status: Completed 01/11/2021

Matrix Code: General Program Administration (21A)

Location:

National Objective:

, -

Initial Funding Date: 01/12/2018

Description:

Financing:

local admin

Funded Amount: \$20,000.00

Net Drawn: \$20,000.00

Balance: \$0.00

Proposed Accomplishments:

: 0

Total Population in Service Area: 0

Census Tract Percent Low / Mod: 0.00

Actual Accomplishments:

Number assisted:

	Owner		Renter		Total		Person
	Total	Hispanic	Total	Hispanic	Total	Hispanic	
White:	0	0	0	0	0	0	0
Black/African American:	0	0	0	0	0	0	0
Asian:	0	0	0	0	0	0	0
American Indian/Alaskan Native:	0	0	0	0	0	0	0
Native Hawaiian/Other Pacific Islander:	0	0	0	0	0	0	0
American Indian/Alaskan Native & White:	0	0	0	0	0	0	0
Asian White:	0	0	0	0	0	0	0
Black/African American & White:	0	0	0	0	0	0	0
American Indian/Alaskan Native & Black/African American:	0	0	0	0	0	0	0
Other multi-racial:	0	0	0	0	0	0	0
Asian/Pacific Islander:	0	0	0	0	0	0	0
Hispanic:	0	0	0	0	0	0	0
Total:	0	0	0	0	0	0	0
Female-headed Households:	0		0		0		

Income Category:

	Owner	Renter	Total	Person
Extremely Low	0	0	0	0
Low Mod	0	0	0	0
Moderate	0	0	0	0
Non Low Moderate	0	0	0	0
Total	0	0	0	0
Percent Low/Mod	0.0%	0.0%	0.0%	0.0%

Annual Accomplishments

Accomplishment Narrative

Year # Benefiting

UGLG: BRIDGE CITY

Grant Year: 2017

Project: 0001 - 2017 CD

Objective: Create suitable living environments

IDIS Activity: 43074 - 7217039 Bridge City

Outcome: Sustainability

Activity to prevent, prepare for, and respond to Coronavirus: No

Status: Completed 01/11/2021  
 Location:  
 PO Box 846 Bridge City, TX 77611-0846

Matrix Code: Rehab; Single-Unit Residential (14A)

National Objective: LMH

Initial Funding Date: 01/12/2018  
 Financing:  
 Funded Amount: \$255,000.00  
 Net Drawn: \$255,000.00  
 Balance: \$0.00

Description:  
 Contractor shall install one hundred eighty-two (182) sewer yard lines, boring, and all related appurtenances.  
 TxCDBG shall not fund a yard service line on private property to a household that does not

Proposed Accomplishments:  
 Housing Units : 123  
 Total Population in Service Area: 0  
 Census Tract Percent Low / Mod: 0.00

Actual Accomplishments:

Number assisted:

	Owner		Renter		Total		Person
	Total	Hispanic	Total	Hispanic	Total	Hispanic	
White:	172	11	0	0	172	11	0
Black/African American:	2	0	0	0	2	0	0
Asian:	1	0	0	0	1	0	0
American Indian/Alaskan Native:	1	0	0	0	1	0	0
Native Hawaiian/Other Pacific Islander:	0	0	0		0	0	0
American Indian/Alaskan Native & White:	2	0	0	0	2	0	0
Asian White:	1	0	0	0	1	0	0
Black/African American & White:	0	0	0	0	0	0	0
American Indian/Alaskan Native & Black/African American:	0	0	0	0	0	0	0
Other multi-racial:	3	2	0	0	3	2	0
Asian/Pacific Islander:	0	0	0	0	0	0	0
Hispanic:	0	0	0	0	0	0	0
Total:	185	13	0	0	185	13	0
Female-headed Households:	19		0		19		

Income Category:



	Owner	Renter	Total	Person
Extremely Low	0	0	0	0
Low Mod	0	0	0	0
Moderate	182	0	182	0
Non Low Moderate	0	0	0	0
Total	182	0	182	0
Percent Low/Mod	###	0.0%	100%	0.0%

Annual Accomplishments Accomplishment Narrative

Year # Benefiting

2018 0 Project is 0-25% complete

UGLG:

Grant Year: 2017

Project: 0001 - 2017 CD

Objective:

IDIS Activity: 43079 - 7217041 Browndell

Outcome:

Activity to prevent, prepare for, and respond to Coronavirus: No

Status: Completed 11/06/2020

Matrix Code: General Program Administration (21A)

Location:

National Objective:

Initial Funding Date: 01/12/2018

Description:

Financing:

local admin

Funded Amount: \$26,000.00

Net Drawn: \$26,000.00

Balance: \$0.00

Proposed Accomplishments:

: 0

Total Population in Service Area: 0

Census Tract Percent Low / Mod: 0.00

Actual Accomplishments:

Number assisted:

	Owner		Renter		Total		Person
	Total	Hispanic	Total	Hispanic	Total	Hispanic	
White:	0	0	0	0	0	0	0
Black/African American:	0	0	0	0	0	0	0
Asian:	0	0	0	0	0	0	0
American Indian/Alaskan Native:	0	0	0	0	0	0	0
Native Hawaiian/Other Pacific Islander:	0	0	0	0	0	0	0
American Indian/Alaskan Native & White:	0	0	0	0	0	0	0
Asian White:	0	0	0	0	0	0	0
Black/African American & White:	0	0	0	0	0	0	0
American Indian/Alaskan Native & Black/African American:	0	0	0	0	0	0	0
Other multi-racial:	0	0	0	0	0	0	0
Asian/Pacific Islander:	0	0	0	0	0	0	0
Hispanic:	0	0	0	0	0	0	0
Total:	0	0	0	0	0	0	0
Female-headed Households:	0		0		0		

Income Category:

	Owner	Renter	Total	Person
Extremely Low	0	0	0	0
Low Mod	0	0	0	0
Moderate	0	0	0	0
Non Low Moderate	0	0	0	0
Total	0	0	0	0
Percent Low/Mod	0.0%	0.0%	0.0%	0.0%

Annual Accomplishments

Accomplishment Narrative

Year # Benefiting  
 UGLG: BROWNEDELL  
 Grant Year: 2017

Project: 0001 - 2017 CD

Objective: Create suitable living environments

IDIS Activity: 43080 - 7217041 Browndell

Outcome: Sustainability

Activity to prevent, prepare for, and respond to Coronavirus: No

Status: Completed 11/06/2020

Matrix Code: Water/Sewer Improvements (03J)

Location:  
PO Box 430 Brookeland, TX 75931-0430

National Objective: LMA

Initial Funding Date: 01/12/2018  
Financing:  
Funded Amount: \$249,000.00  
Net Drawn: \$249,000.00  
Balance: \$0.00

Description:  
Contractor shall rehabilitate the  
city

Proposed Accomplishments:  
People (General) : 260  
Total Population in Service Area: 260  
Census Tract Percent Low / Mod: 51.90

Actual Accomplishments:

Number assisted:

	Owner		Renter		Total		
	Total	Hispanic	Total	Hispanic	Total	Hispanic	Person
White:	0	0	0	0	0	0	0
Black/African American:	0	0	0	0	0	0	0
Asian:	0	0	0	0	0	0	0
American Indian/Alaskan Native:	0	0	0	0	0	0	0
Native Hawaiian/Other Pacific Islander:	0	0	0	0	0	0	0
American Indian/Alaskan Native & White:	0	0	0	0	0	0	0
Asian White:	0	0	0	0	0	0	0
Black/African American & White:	0	0	0	0	0	0	0
American Indian/Alaskan Native & Black/African American:	0	0	0	0	0	0	0
Other multi-racial:	0	0	0	0	0	0	0
Asian/Pacific Islander:	0	0	0	0	0	0	0
Hispanic:	0	0	0	0	0	0	0
Total:	0	0	0	0	0	0	0
Female-headed Households:	0		0		0		

Income Category:

Owner Renter Total Person

Extremely Low	0	0	0	0
Low Mod	0	0	0	0
Moderate	0	0	0	0
Non Low Moderate	0	0	0	0
Total	0	0	0	0
Percent Low/Mod	0.0%	0.0%	0.0%	0.0%

Annual Accomplishments      Accomplishment Narrative

Year      # Benefiting

2018      0 Project is 0-25% complete

UGLG:

Grant Year: 2017

Project: 0001 - 2017 CD

Objective:

IDIS Activity: 43082 - 7217049 Cameron

Outcome:

Activity to prevent, prepare for, and respond to Coronavirus: No

Status: Completed 08/11/2021

Matrix Code: General Program Administration (21A)

Location:

National Objective:

Initial Funding Date: 01/15/2018

Description:

Financing:

local admin

Funded Amount: \$24,200.00

Net Drawn: \$24,200.00

Balance: \$0.00

Proposed Accomplishments:

: 0

Total Population in Service Area: 0

Census Tract Percent Low / Mod: 0.00

Actual Accomplishments:

Number assisted:

Owner                      Renter                      Total

	Total	Hispanic	Total	Hispanic	Total	Hispanic	Person
White:	0	0	0	0	0	0	0
Black/African American:	0	0	0	0	0	0	0
Asian:	0	0	0	0	0	0	0
American Indian/Alaskan Native:	0	0	0	0	0	0	0
Native Hawaiian/Other Pacific Islander:	0	0	0	0	0	0	0
American Indian/Alaskan Native & White:	0	0	0	0	0	0	0
Asian White:	0	0	0	0	0	0	0
Black/African American & White:	0	0	0	0	0	0	0
American Indian/Alaskan Native & Black/African American:	0	0	0	0	0	0	0
Other multi-racial:	0	0	0	0	0	0	0
Asian/Pacific Islander:	0	0	0	0	0	0	0
Hispanic:	0	0	0	0	0	0	0
Total:	0	0	0	0	0	0	0
Female-headed Households:	0		0		0		

Income Category:

	Owner	Renter	Total	Person
Extremely Low	0	0	0	0
Low Mod	0	0	0	0
Moderate	0	0	0	0
Non Low Moderate	0	0	0	0
Total	0	0	0	0
Percent Low/Mod	0.0%	0.0%	0.0%	0.0%

Annual Accomplishments

Accomplishment Narrative

Year # Benefiting  
 UGLG: CITY OF CAMERON  
 Grant Year: 2017  
 Project: 0001 - 2017 CD Objective: Create suitable living environments

IDIS Activity: 43083 - 7217049 Cameron Outcome: Sustainability  
 Activity to prevent, prepare for, and respond to Coronavirus: No

Status: Completed 08/11/2021 Matrix Code: Water/Sewer Improvements (03J)  
 Location:

PO Box 833 Cameron, TX 76520-0833

National Objective: LMA

Initial Funding Date: 01/15/2018  
 Financing:  
 Funded Amount: \$244,750.00  
 Net Drawn: \$244,750.00  
 Balance: \$0.00

Description:  
 Contractor shall install approximately eight hundred sixty linear feet (860 l.f.) of eight-inch  
 (8

Proposed Accomplishments:

People (General) : 5,404  
 Total Population in Service Area: 5,404  
 Census Tract Percent Low / Mod: 72.10

Actual Accomplishments:

Number assisted:

	Owner		Renter		Total		Person
	Total	Hispanic	Total	Hispanic	Total	Hispanic	
White:	0	0	0	0	0	0	0
Black/African American:	0	0	0	0	0	0	0
Asian:	0	0	0	0	0	0	0
American Indian/Alaskan Native:	0	0	0	0	0	0	0
Native Hawaiian/Other Pacific Islander:	0	0	0	0	0	0	0
American Indian/Alaskan Native & White:	0	0	0	0	0	0	0
Asian White:	0	0	0	0	0	0	0
Black/African American & White:	0	0	0	0	0	0	0
American Indian/Alaskan Native & Black/African American:	0	0	0	0	0	0	0
Other multi-racial:	0	0	0	0	0	0	0
Asian/Pacific Islander:	0	0	0	0	0	0	0
Hispanic:	0	0	0	0	0	0	0
Total:	0	0	0	0	0	0	0
Female-headed Households:	0		0		0		

Income Category:

	Owner	Renter	Total	Person
Extremely Low	0	0	0	0
Low Mod	0	0	0	0

Moderate	0	0	0	0
Non Low Moderate	0	0	0	0
Total	0	0	0	0
Percent Low/Mod	0.0%	0.0%	0.0%	0.0%

Annual Accomplishments Accomplishment Narrative

Year # Benefiting  
2020 0 \$0.00

UGLG:

Grant Year: 2017

Project: 0003 - 2017 ED

Objective:

IDIS Activity: 43084 - 7217112 Greenville

Outcome:

Activity to prevent, prepare for, and respond to Coronavirus: No

Status: Completed 07/15/2021

Matrix Code: General Program Administration (21A)

Location:

National Objective:

Initial Funding Date: 01/15/2018

Description:

Financing:

local admin

Funded Amount: \$27,192.93

Net Drawn: \$27,192.93

Balance: \$0.00

Proposed Accomplishments:

: 0

Total Population in Service Area: 0

Census Tract Percent Low / Mod: 0.00

Actual Accomplishments:

Number assisted:

	Owner		Renter		Total		
White:	Total	Hispanic	Total	Hispanic	Total	Hispanic	Person
	0	0	0	0	0	0	0

Black/African American:	0	0	0	0	0	0	0
Asian:	0	0	0	0	0	0	0
American Indian/Alaskan Native:	0	0	0	0	0	0	0
Native Hawaiian/Other Pacific Islander:	0	0	0	0	0	0	0
American Indian/Alaskan Native & White:	0	0	0	0	0	0	0
Asian White:	0	0	0	0	0	0	0
Black/African American & White:	0	0	0	0	0	0	0
American Indian/Alaskan Native & Black/African American:	0	0	0	0	0	0	0
Other multi-racial:	0	0	0	0	0	0	0
Asian/Pacific Islander:	0	0	0	0	0	0	0
Hispanic:	0	0	0	0	0	0	0
Total:	0	0	0	0	0	0	0
Female-headed Households:	0		0		0		0

Income Category:

	Owner	Renter	Total	Person
Extremely Low	0	0	0	0
Low Mod	0	0	0	0
Moderate	0	0	0	0
Non Low Moderate	0	0	0	0
Total	0	0	0	0
Percent Low/Mod	0.0%	0.0%	0.0%	0.0%

Annual Accomplishments

Accomplishment Narrative

Year # Benefiting  
 UGLG: GREENVILLE  
 Grant Year: 2017

Project: 0003 - 2017 ED

Objective: Create suitable living environments

IDIS Activity: 43085 - 7217112 Greenville

Outcome: Availability/accessibility

Activity to prevent, prepare for, and respond to Coronavirus: No

Status: Completed 07/15/2021

Matrix Code: Sidewalks (03L)

Location:

PO Box 1049 Greenville, TX 75403-1049

National Objective: LMA



Initial Funding Date: 01/15/2018  
 Financing:  
 Funded Amount: \$222,807.07  
 Net Drawn: \$222,807.07  
 Balance: \$0.00

Description:  
 The purpose of this Economic Development project is to provide infrastructure improvements in the form of sidewalk improvements in the Main Street area designated by the Contractor.

Proposed Accomplishments:  
 People (General) : 24,060  
 Total Population in Service Area: 24,060  
 Census Tract Percent Low / Mod: 62.50

Actual Accomplishments:

Number assisted:

	Owner		Renter		Total		Person
	Total	Hispanic	Total	Hispanic	Total	Hispanic	
White:	0	0	0	0	0	0	0
Black/African American:	0	0	0	0	0	0	0
Asian:	0	0	0	0	0	0	0
American Indian/Alaskan Native:	0	0	0	0	0	0	0
Native Hawaiian/Other Pacific Islander:	0	0	0	0	0	0	0
American Indian/Alaskan Native & White:	0	0	0	0	0	0	0
Asian White:	0	0	0	0	0	0	0
Black/African American & White:	0	0	0	0	0	0	0
American Indian/Alaskan Native & Black/African American:	0	0	0	0	0	0	0
Other multi-racial:	0	0	0	0	0	0	0
Asian/Pacific Islander:	0	0	0	0	0	0	0
Hispanic:	0	0	0	0	0	0	0
Total:	0	0	0	0	0	0	0
Female-headed Households:	0		0		0		

Income Category:

	Owner	Renter	Total	Person
Extremely Low	0	0	0	0
Low Mod	0	0	0	0
Moderate	0	0	0	0
Non Low Moderate	0	0	0	0

Total 0 0 0 0  
 Percent Low/Mod 0.0% 0.0% 0.0% 0.0%

Annual Accomplishments Accomplishment Narrative  
 Year # Benefiting  
 2017 0 CDBG contract prepared and routed for approval

UGLG:  
 Grant Year: 2017

Project: 0001 - 2017 CD

Objective:

IDIS Activity: 43086 - 7217050 Cameron County  
 Activity to prevent, prepare for, and respond to Coronavirus: No

Outcome:

Status: Completed 08/11/2021  
 Location:

Matrix Code: General Program Administration (21A)

National Objective:

Initial Funding Date: 01/17/2018  
 Financing:  
 Funded Amount: \$10,897.88  
 Net Drawn: \$10,897.88  
 Balance: \$0.00

Description:  
 local admin

Proposed Accomplishments:  
 : 0  
 Total Population in Service Area: 0  
 Census Tract Percent Low / Mod: 0.00

Actual Accomplishments:

Number assisted:

	Owner		Renter		Total		
	Total	Hispanic	Total	Hispanic	Total	Hispanic	Person
White:	0	0	0	0	0	0	0
Black/African American:	0	0	0	0	0	0	0
Asian:	0	0	0	0	0	0	0

American Indian/Alaskan Native:	0	0	0	0	0	0	0
Native Hawaiian/Other Pacific Islander:	0	0	0	0	0	0	0
American Indian/Alaskan Native & White:	0	0	0	0	0	0	0
Asian White:	0	0	0	0	0	0	0
Black/African American & White:	0	0	0	0	0	0	0
American Indian/Alaskan Native & Black/African American:	0	0	0	0	0	0	0
Other multi-racial:	0	0	0	0	0	0	0
Asian/Pacific Islander:	0	0	0	0	0	0	0
Hispanic:	0	0	0	0	0	0	0
Total:	0	0	0	0	0	0	0
Female-headed Households:	0		0		0		

Income Category:

	Owner	Renter	Total	Person
Extremely Low	0	0	0	0
Low Mod	0	0	0	0
Moderate	0	0	0	0
Non Low Moderate	0	0	0	0
Total	0	0	0	0
Percent Low/Mod	0.0%	0.0%	0.0%	0.0%

Annual Accomplishments

Accomplishment Narrative

Year # Benefiting

UGLG: CAMERON COUNTY

Grant Year: 2017

Project: 0001 - 2017 CD

Objective: Create suitable living environments

IDIS Activity: 43087 - 7217050 Cameron County

Outcome: Sustainability

Activity to prevent, prepare for, and respond to Coronavirus: No

Status: Completed 08/11/2021

Matrix Code: Water/Sewer Improvements (03J)

Location:

1100 E Monroe St Brownsville, TX 78520-5883

National Objective: LMA

Initial Funding Date: 01/17/2018

Description:

Financing: Contractor shall install approximately four thousand five hundred linear feet (4,500 l.f.) of

Funded Amount: \$263,974.00  
 Net Drawn: \$263,974.00  
 Balance: \$0.00

eight-inch (8) water line, fire hydrants, boring, service reconnections, pavement repair, and all associated appurtenances.

Proposed Accomplishments:

People (General) : 310  
 Total Population in Service Area: 310  
 Census Tract Percent Low / Mod: 100.00

Actual Accomplishments:

Number assisted:

	Owner		Renter		Total		Person
	Total	Hispanic	Total	Hispanic	Total	Hispanic	
White:	0	0	0	0	0	0	0
Black/African American:	0	0	0	0	0	0	0
Asian:	0	0	0	0	0	0	0
American Indian/Alaskan Native:	0	0	0	0	0	0	0
Native Hawaiian/Other Pacific Islander:	0	0	0	0	0	0	0
American Indian/Alaskan Native & White:	0	0	0	0	0	0	0
Asian White:	0	0	0	0	0	0	0
Black/African American & White:	0	0	0	0	0	0	0
American Indian/Alaskan Native & Black/African American:	0	0	0	0	0	0	0
Other multi-racial:	0	0	0	0	0	0	0
Asian/Pacific Islander:	0	0	0	0	0	0	0
Hispanic:	0	0	0	0	0	0	0
Total:	0	0	0	0	0	0	0
Female-headed Households:	0		0		0		

Income Category:

	Owner	Renter	Total	Person
Extremely Low	0	0	0	0
Low Mod	0	0	0	0
Moderate	0	0	0	0
Non Low Moderate	0	0	0	0
Total	0	0	0	0
Percent Low/Mod	0.0%	0.0%	0.0%	0.0%

Annual Accomplishments      Accomplishment Narrative  
 Year      # Benefiting  
 2017      0 construction bidding and award in progress

UGLG:

Grant Year: 2017

Project: 0001 - 2017 CD

Objective:

IDIS Activity: 43096 - 7217070 Clifton

Outcome:

Activity to prevent, prepare for, and respond to Coronavirus: No

Status: Completed 09/09/2020

Matrix Code: General Program Administration (21A)

Location:

National Objective:

Initial Funding Date: 01/17/2018

Description:

Financing:

local admin

Funded Amount: \$29,700.00

Net Drawn: \$29,700.00

Balance: \$0.00

Proposed Accomplishments:

: 0

Total Population in Service Area: 0

Census Tract Percent Low / Mod: 0.00

Actual Accomplishments:

Number assisted:

	Owner		Renter		Total		
	Total	Hispanic	Total	Hispanic	Total	Hispanic	Person
White:	0	0	0	0	0	0	0
Black/African American:	0	0	0	0	0	0	0
Asian:	0	0	0	0	0	0	0
American Indian/Alaskan Native:	0	0	0	0	0	0	0
Native Hawaiian/Other Pacific Islander:	0	0	0	0	0	0	0
American Indian/Alaskan Native & White:	0	0	0	0	0	0	0

Asian White:	0	0	0	0	0	0	0
Black/African American & White:	0	0	0	0	0	0	0
American Indian/Alaskan Native & Black/African American:	0	0	0	0	0	0	0
Other multi-racial:	0	0	0	0	0	0	0
Asian/Pacific Islander:	0	0	0	0	0	0	0
Hispanic:	0	0	0	0	0	0	0
Total:	0	0	0	0	0	0	0
Female-headed Households:	0		0		0		

Income Category:

	Owner	Renter	Total	Person
Extremely Low	0	0	0	0
Low Mod	0	0	0	0
Moderate	0	0	0	0
Non Low Moderate	0	0	0	0
Total	0	0	0	0
Percent Low/Mod	0.0%	0.0%	0.0%	0.0%

Annual Accomplishments

Accomplishment Narrative

Year # Benefiting

UGLG: Clifton

Grant Year: 2017

Project: 0001 - 2017 CD

Objective: Create suitable living environments

IDIS Activity: 43097 - 7217070 Clifton

Outcome: Sustainability

Activity to prevent, prepare for, and respond to Coronavirus: No

Status: Completed 09/09/2020

Matrix Code: Water/Sewer Improvements (03J)

Location:

PO Box 231 Clifton, TX 76634-0231

National Objective: LMA

Initial Funding Date: 01/17/2018

Financing: Contractor shall install approximately one thousand two hundred (1,200) meters, one

Funded Amount: \$267,000.00 hundred (100) meter boxes, and all associated appurtenances.

Net Drawn: \$267,000.00 Construction shall take place throughout the City of Clifton.

Balance: \$0.00

Proposed Accomplishments:

People (General) : 3,240

Total Population in Service Area: 3,240

Census Tract Percent Low / Mod: 58.60

Actual Accomplishments:

Number assisted:

	Owner		Renter		Total		Person
	Total	Hispanic	Total	Hispanic	Total	Hispanic	
White:	0	0	0	0	0	0	0
Black/African American:	0	0	0	0	0	0	0
Asian:	0	0	0	0	0	0	0
American Indian/Alaskan Native:	0	0	0	0	0	0	0
Native Hawaiian/Other Pacific Islander:	0	0	0	0	0	0	0
American Indian/Alaskan Native & White:	0	0	0	0	0	0	0
Asian White:	0	0	0	0	0	0	0
Black/African American & White:	0	0	0	0	0	0	0
American Indian/Alaskan Native & Black/African American:	0	0	0	0	0	0	0
Other multi-racial:	0	0	0	0	0	0	0
Asian/Pacific Islander:	0	0	0	0	0	0	0
Hispanic:	0	0	0	0	0	0	0
Total:	0	0	0	0	0	0	0
Female-headed Households:	0		0		0		

Income Category:

	Owner	Renter	Total	Person
Extremely Low	0	0	0	0
Low Mod	0	0	0	0
Moderate	0	0	0	0
Non Low Moderate	0	0	0	0
Total	0	0	0	0
Percent Low/Mod	0.0%	0.0%	0.0%	0.0%

Annual Accomplishments

Accomplishment Narrative

Year # Benefiting

2017

0 construction contract executed

UGLG:

Grant Year: 2017

Project: 0001 - 2017 CD

Objective:

IDIS Activity: 43106 - 7217081 Crockett

Outcome:

Activity to prevent, prepare for, and respond to Coronavirus: No

Status: Completed 04/07/2021

Matrix Code: General Program Administration (21A)

Location:

National Objective:

Initial Funding Date: 01/17/2018

Description:

Financing:

local admin

Funded Amount: \$23,512.50

Net Drawn: \$23,512.50

Balance: \$0.00

Proposed Accomplishments:

: 0

Total Population in Service Area: 0

Census Tract Percent Low / Mod: 0.00

Actual Accomplishments:

Number assisted:

	Owner		Renter		Total		Person
	Total	Hispanic	Total	Hispanic	Total	Hispanic	
White:	0	0	0	0	0	0	0
Black/African American:	0	0	0	0	0	0	0
Asian:	0	0	0	0	0	0	0
American Indian/Alaskan Native:	0	0	0	0	0	0	0
Native Hawaiian/Other Pacific Islander:	0	0	0	0	0	0	0
American Indian/Alaskan Native & White:	0	0	0	0	0	0	0
Asian White:	0	0	0	0	0	0	0
Black/African American & White:	0	0	0	0	0	0	0



American Indian/Alaskan Native & Black/African American:	0	0	0	0	0	0	0
Other multi-racial:	0	0	0	0	0	0	0
Asian/Pacific Islander:	0	0	0	0	0	0	0
Hispanic:	0	0	0	0	0	0	0
Total:	0	0	0	0	0	0	0
Female-headed Households:	0		0		0		

Income Category:

	Owner	Renter	Total	Person
Extremely Low	0	0	0	0
Low Mod	0	0	0	0
Moderate	0	0	0	0
Non Low Moderate	0	0	0	0
Total	0	0	0	0
Percent Low/Mod	0.0%	0.0%	0.0%	0.0%

Annual Accomplishments

Accomplishment Narrative

Year # Benefiting  
 UGLG: CROCKETT  
 Grant Year: 2017  
 Project: 0001 - 2017 CD

Objective: Create suitable living environments

IDIS Activity: 43107 - 7217081 Crockett

Outcome: Sustainability

Activity to prevent, prepare for, and respond to Coronavirus: No

Status: Completed 05/12/2021

Matrix Code: Water/Sewer Improvements (03J)

Location:

200 N 5th St Crockett, TX 75835-1502

National Objective: LMA

Initial Funding Date: 01/17/2018

Financing:  
 Funded Amount: \$244,487.50  
 Net Drawn: \$244,487.50  
 Balance: \$0.00

Description:  
 Contractor shall install approximately three hundred sixty linear feet (360 l.f.) of eight-inch (8) sewer line, rehabilitate manholes, boring, pavement repairs, and all associated appurtenances.

Proposed Accomplishments:

People (General) : 6,740

Total Population in Service Area: 6,740

Census Tract Percent Low / Mod: 59.60

Actual Accomplishments:

Number assisted:

	Owner		Renter		Total		Person
	Total	Hispanic	Total	Hispanic	Total	Hispanic	
White:	0	0	0	0	0	0	0
Black/African American:	0	0	0	0	0	0	0
Asian:	0	0	0	0	0	0	0
American Indian/Alaskan Native:	0	0	0	0	0	0	0
Native Hawaiian/Other Pacific Islander:	0	0	0	0	0	0	0
American Indian/Alaskan Native & White:	0	0	0	0	0	0	0
Asian White:	0	0	0	0	0	0	0
Black/African American & White:	0	0	0	0	0	0	0
American Indian/Alaskan Native & Black/African American:	0	0	0	0	0	0	0
Other multi-racial:	0	0	0	0	0	0	0
Asian/Pacific Islander:	0	0	0	0	0	0	0
Hispanic:	0	0	0	0	0	0	0
Total:	0	0	0	0	0	0	0
Female-headed Households:	0		0		0		

Income Category:

	Owner	Renter	Total	Person
Extremely Low	0	0	0	0
Low Mod	0	0	0	0
Moderate	0	0	0	0
Non Low Moderate	0	0	0	0
Total	0	0	0	0
Percent Low/Mod	0.0%	0.0%	0.0%	0.0%

Annual Accomplishments Accomplishment Narrative

Year # Benefiting

2017 0 construction contract executed

UGLG:

Grant Year: 2017  
 Project: 0001 - 2017 CD

Objective:

IDIS Activity: 43116 - 7217101 Duval County  
 Activity to prevent, prepare for, and respond to Coronavirus: No

Outcome:

Status: Completed 06/29/2021  
 Location:

Matrix Code: General Program Administration (21A)

National Objective:

Initial Funding Date: 01/17/2018  
 Financing:  
 Funded Amount: \$33,000.00  
 Net Drawn: \$33,000.00  
 Balance: \$0.00

Description:  
 local admin

Proposed Accomplishments:  
 : 0

Total Population in Service Area: 0  
 Census Tract Percent Low / Mod: 0.00

Actual Accomplishments:

Number assisted:

	Owner		Renter		Total		Person
	Total	Hispanic	Total	Hispanic	Total	Hispanic	
White:	0	0	0	0	0	0	0
Black/African American:	0	0	0	0	0	0	0
Asian:	0	0	0	0	0	0	0
American Indian/Alaskan Native:	0	0	0	0	0	0	0
Native Hawaiian/Other Pacific Islander:	0	0	0	0	0	0	0
American Indian/Alaskan Native & White:	0	0	0	0	0	0	0
Asian White:	0	0	0	0	0	0	0
Black/African American & White:	0	0	0	0	0	0	0
American Indian/Alaskan Native & Black/African American:	0	0	0	0	0	0	0
Other multi-racial:	0	0	0	0	0	0	0

Asian/Pacific Islander:	0	0	0	0	0	0	0
Hispanic:	0	0	0	0	0	0	0
Total:	0	0	0	0	0	0	0
Female-headed Households:	0		0		0		

Income Category:

	Owner	Renter	Total	Person
Extremely Low	0	0	0	0
Low Mod	0	0	0	0
Moderate	0	0	0	0
Non Low Moderate	0	0	0	0
Total	0	0	0	0
Percent Low/Mod	0.0%	0.0%	0.0%	0.0%

Annual Accomplishments      Accomplishment Narrative

Year      # Benefiting

UGLG:      DUVAL COUNTY

Grant Year:      2017

Project:      0001 - 2017 CD

IDIS Activity:      43117 - 7217101 Duval County

Activity to prevent, prepare for, and respond to Coronavirus:      No

Status:      Completed 06/29/2021

Location:

PO Box 189 San Diego, TX 78384-0189

Objective:      Create suitable living environments

Outcome:      Sustainability

Matrix Code:      Water/Sewer Improvements (03J)

National Objective:      LMA

Initial Funding Date:      01/17/2018

Financing:

Funded Amount:      \$267,000.00

Net Drawn:      \$267,000.00

Balance:      \$0.00

Description:

Contractor shall install approximately two thousand three hundred fifty linear feet (2,350 l.f.) of eight-inch (8) water line, one (1) electrical generator, boring, pavement repair, hydrants, SCADA system controls, and all associated appurtenances.

Proposed Accomplishments:

People (General) : 166

Total Population in Service Area: 166  
 Census Tract Percent Low / Mod: 89.10

Actual Accomplishments:

Number assisted:

	Owner		Renter		Total		Person
	Total	Hispanic	Total	Hispanic	Total	Hispanic	
White:	0	0	0	0	0	0	0
Black/African American:	0	0	0	0	0	0	0
Asian:	0	0	0	0	0	0	0
American Indian/Alaskan Native:	0	0	0	0	0	0	0
Native Hawaiian/Other Pacific Islander:	0	0	0	0	0	0	0
American Indian/Alaskan Native & White:	0	0	0	0	0	0	0
Asian White:	0	0	0	0	0	0	0
Black/African American & White:	0	0	0	0	0	0	0
American Indian/Alaskan Native & Black/African American:	0	0	0	0	0	0	0
Other multi-racial:	0	0	0	0	0	0	0
Asian/Pacific Islander:	0	0	0	0	0	0	0
Hispanic:	0	0	0	0	0	0	0
Total:	0	0	0	0	0	0	0
Female-headed Households:	0		0		0		

Income Category:

	Owner	Renter	Total	Person
Extremely Low	0	0	0	0
Low Mod	0	0	0	0
Moderate	0	0	0	0
Non Low Moderate	0	0	0	0
Total	0	0	0	0
Percent Low/Mod	0.0%	0.0%	0.0%	0.0%

Annual Accomplishments

Accomplishment Narrative

Year # Benefiting

2018 0 construction bidding and award in progress

UGLG:

Grant Year: 2017

Project: 0001 - 2017 CD

Objective:

IDIS Activity: 43118 - 7217109 Eagle Pass

Outcome:

Activity to prevent, prepare for, and respond to Coronavirus: No

Status: Canceled 01/22/2021

Matrix Code: General Program Administration (21A)

Location:

National Objective:

Initial Funding Date: 01/17/2018

Description:

Financing:

local admin

Funded Amount: \$0.00

Net Drawn: \$0.00

Balance: \$0.00

Proposed Accomplishments:

: 0

Total Population in Service Area: 0

Census Tract Percent Low / Mod: 0.00

Actual Accomplishments:

Number assisted:

	Owner		Renter		Total		Person
	Total	Hispanic	Total	Hispanic	Total	Hispanic	
White:	0	0	0	0	0	0	0
Black/African American:	0	0	0	0	0	0	0
Asian:	0	0	0	0	0	0	0
American Indian/Alaskan Native:	0	0	0	0	0	0	0
Native Hawaiian/Other Pacific Islander:	0	0	0	0	0	0	0
American Indian/Alaskan Native & White:	0	0	0	0	0	0	0
Asian White:	0	0	0	0	0	0	0
Black/African American & White:	0	0	0	0	0	0	0
American Indian/Alaskan Native & Black/African American:	0	0	0	0	0	0	0
Other multi-racial:	0	0	0	0	0	0	0
Asian/Pacific Islander:	0	0	0	0	0	0	0
Hispanic:	0	0	0	0	0	0	0

Total: 0 0 0 0 0 0 0  
 Female-headed Households: 0 0 0 0 0 0 0

Income Category:

	Owner	Renter	Total	Person
Extremely Low	0	0	0	0
Low Mod	0	0	0	0
Moderate	0	0	0	0
Non Low Moderate	0	0	0	0
Total	0	0	0	0
Percent Low/Mod	0.0%	0.0%	0.0%	0.0%

Annual Accomplishments

Accomplishment Narrative

Year # Benefiting  
 UGLG: Eagle Pass  
 Grant Year: 2017

Project: 0001 - 2017 CD

Objective: Create suitable living environments

IDIS Activity: 43119 - 7217109 Eagle Pass

Outcome: Sustainability

Activity to prevent, prepare for, and respond to Coronavirus: No

Status: Completed 01/22/2021

Matrix Code: Street Improvements (03K)

Location:

100 S Monroe St Eagle Pass, TX 78852-4830

National Objective: LMA

Initial Funding Date: 01/17/2018

Description:

Financing:  
 Funded Amount: \$316,392.80  
 Net Drawn: \$316,392.80  
 Balance: \$0.00

Contractor shall reconstruct approximately one thousand one hundred sixty linear feet (1,160 l.f.) of street utilizing a two-inch (2")

Proposed Accomplishments:

People (General) : 107  
 Total Population in Service Area: 107  
 Census Tract Percent Low / Mod: 68.20

Actual Accomplishments:

Number assisted:

	Owner		Renter		Total		Person
	Total	Hispanic	Total	Hispanic	Total	Hispanic	
White:	0	0	0	0	0	0	0
Black/African American:	0	0	0	0	0	0	0
Asian:	0	0	0	0	0	0	0
American Indian/Alaskan Native:	0	0	0	0	0	0	0
Native Hawaiian/Other Pacific Islander:	0	0	0	0	0	0	0
American Indian/Alaskan Native & White:	0	0	0	0	0	0	0
Asian White:	0	0	0	0	0	0	0
Black/African American & White:	0	0	0	0	0	0	0
American Indian/Alaskan Native & Black/African American:	0	0	0	0	0	0	0
Other multi-racial:	0	0	0	0	0	0	0
Asian/Pacific Islander:	0	0	0	0	0	0	0
Hispanic:	0	0	0	0	0	0	0
Total:	0	0	0	0	0	0	0
Female-headed Households:	0		0		0		

Income Category:

	Owner	Renter	Total	Person
Extremely Low	0	0	0	0
Low Mod	0	0	0	0
Moderate	0	0	0	0
Non Low Moderate	0	0	0	0
Total	0	0	0	0
Percent Low/Mod	0.0%	0.0%	0.0%	0.0%

Annual Accomplishments      Accomplishment Narrative

Year      # Benefiting

2018      0 environmental review complete

UGLG:

Grant Year:      2017

Project:      0001 - 2017 CD

Objective:



IDIS Activity: 43124 - 7217119 Eldorado  
 Activity to prevent, prepare for, and respond to Coronavirus: No

Outcome:

Status: Completed 11/06/2020  
 Location:

Matrix Code: General Program Administration (21A)

National Objective:

Initial Funding Date: 01/17/2018  
 Financing:  
 Funded Amount: \$26,125.00  
 Net Drawn: \$26,125.00  
 Balance: \$0.00

Description:  
 local admin

Proposed Accomplishments:

: 0  
 Total Population in Service Area: 0  
 Census Tract Percent Low / Mod: 0.00

Actual Accomplishments:

Number assisted:

	Owner		Renter		Total		Person
	Total	Hispanic	Total	Hispanic	Total	Hispanic	
White:	0	0	0	0	0	0	0
Black/African American:	0	0	0	0	0	0	0
Asian:	0	0	0	0	0	0	0
American Indian/Alaskan Native:	0	0	0	0	0	0	0
Native Hawaiian/Other Pacific Islander:	0	0	0	0	0	0	0
American Indian/Alaskan Native & White:	0	0	0	0	0	0	0
Asian White:	0	0	0	0	0	0	0
Black/African American & White:	0	0	0	0	0	0	0
American Indian/Alaskan Native & Black/African American:	0	0	0	0	0	0	0
Other multi-racial:	0	0	0	0	0	0	0
Asian/Pacific Islander:	0	0	0	0	0	0	0
Hispanic:	0	0	0	0	0	0	0
Total:	0	0	0	0	0	0	0

Female-headed Households: 0 0 0

Income Category:

	Owner	Renter	Total	Person
Extremely Low	0	0	0	0
Low Mod	0	0	0	0
Moderate	0	0	0	0
Non Low Moderate	0	0	0	0
Total	0	0	0	0
Percent Low/Mod	0.0%	0.0%	0.0%	0.0%

Annual Accomplishments

Accomplishment Narrative

Year # Benefiting

UGLG: CITY OF ELDORADO

Grant Year: 2017

Project: 0001 - 2017 CD

Objective: Create suitable living environments

IDIS Activity: 43125 - 7217119 Eldorado

Outcome: Sustainability

Activity to prevent, prepare for, and respond to Coronavirus: No

Status: Completed 11/06/2020

Matrix Code: Water/Sewer Improvements (03J)

Location:

PO Box 713 Eldorado, TX 76936-0713

National Objective: LMA

Initial Funding Date: 01/17/2018

Financing:

Funded Amount: \$246,354.00

Net Drawn: \$246,354.00

Balance: \$0.00

Description:

Contractor shall decommission existing water tank, install one (1) twenty-three thousand gallon (23,000 gal.) elevated storage tank, electrical controls, piping, and all associated appurtenances.

Proposed Accomplishments:

People (General) : 1,951

Total Population in Service Area: 1,951

Census Tract Percent Low / Mod: 52.20

Actual Accomplishments:

Number assisted:

	Owner		Renter		Total		Person
	Total	Hispanic	Total	Hispanic	Total	Hispanic	
White:	0	0	0	0	0	0	0
Black/African American:	0	0	0	0	0	0	0
Asian:	0	0	0	0	0	0	0
American Indian/Alaskan Native:	0	0	0	0	0	0	0
Native Hawaiian/Other Pacific Islander:	0	0	0	0	0	0	0
American Indian/Alaskan Native & White:	0	0	0	0	0	0	0
Asian White:	0	0	0	0	0	0	0
Black/African American & White:	0	0	0	0	0	0	0
American Indian/Alaskan Native & Black/African American:	0	0	0	0	0	0	0
Other multi-racial:	0	0	0	0	0	0	0
Asian/Pacific Islander:	0	0	0	0	0	0	0
Hispanic:	0	0	0	0	0	0	0
Total:	0	0	0	0	0	0	0
Female-headed Households:	0		0		0		

Income Category:

	Owner	Renter	Total	Person
Extremely Low	0	0	0	0
Low Mod	0	0	0	0
Moderate	0	0	0	0
Non Low Moderate	0	0	0	0
Total	0	0	0	0
Percent Low/Mod	0.0%	0.0%	0.0%	0.0%

Annual Accomplishments

Accomplishment Narrative

Year # Benefiting

2018 0 construction contract executed

UGLG:

Grant Year: 2017

Project: 0001 - 2017 CD

Objective:

IDIS Activity: 43132 - 7217131 Friona

Outcome:

Activity to prevent, prepare for, and respond to Coronavirus: No

Status: Completed 11/06/2020  
Location:

Matrix Code: General Program Administration (21A)

National Objective:

Initial Funding Date: 01/17/2018  
Financing:  
Funded Amount: \$20,000.00  
Net Drawn: \$20,000.00  
Balance: \$0.00

Description:  
local admin

Proposed Accomplishments:

: 0  
Total Population in Service Area: 0  
Census Tract Percent Low / Mod: 0.00

Actual Accomplishments:

Number assisted:

	Owner		Renter		Total		Person
	Total	Hispanic	Total	Hispanic	Total	Hispanic	
White:	0	0	0	0	0	0	0
Black/African American:	0	0	0	0	0	0	0
Asian:	0	0	0	0	0	0	0
American Indian/Alaskan Native:	0	0	0	0	0	0	0
Native Hawaiian/Other Pacific Islander:	0	0	0	0	0	0	0
American Indian/Alaskan Native & White:	0	0	0	0	0	0	0
Asian White:	0	0	0	0	0	0	0
Black/African American & White:	0	0	0	0	0	0	0
American Indian/Alaskan Native & Black/African American:	0	0	0	0	0	0	0
Other multi-racial:	0	0	0	0	0	0	0
Asian/Pacific Islander:	0	0	0	0	0	0	0
Hispanic:	0	0	0	0	0	0	0
Total:	0	0	0	0	0	0	0
Female-headed Households:	0		0		0		

Income Category:

	Owner	Renter	Total	Person
Extremely Low	0	0	0	0
Low Mod	0	0	0	0
Moderate	0	0	0	0
Non Low Moderate	0	0	0	0
Total	0	0	0	0
Percent Low/Mod	0.0%	0.0%	0.0%	0.0%

Annual Accomplishments

Accomplishment Narrative

Year # Benefiting  
 UGLG: FRIONA  
 Grant Year: 2017  
 Project: 0001 - 2017 CD

Objective: Create suitable living environments

IDIS Activity: 43133 - 7217131 Friona

Outcome: Sustainability

Activity to prevent, prepare for, and respond to Coronavirus: No

Status: Completed 11/06/2020

Matrix Code: Water/Sewer Improvements (03J)

Location:

623 Main St Friona, TX 79035-2623

National Objective: LMA

Initial Funding Date: 01/17/2018  
 Financing:  
 Funded Amount: \$224,893.10  
 Net Drawn: \$224,893.10  
 Balance: \$0.00

Description:  
 Contractor shall install approximately one thousand nine hundred eighty linear feet (1,980 l.f.) of ten-inch (10) water line, service reconnections, boring, pavement repair, hydrants, and all associated appurtenances.

Proposed Accomplishments:

People (General) : 393  
 Total Population in Service Area: 393  
 Census Tract Percent Low / Mod: 77.10

Actual Accomplishments:

Number assisted:

Owner Renter Total

	Total	Hispanic	Total	Hispanic	Total	Hispanic	Person
White:	0	0	0	0	0	0	0
Black/African American:	0	0	0	0	0	0	0
Asian:	0	0	0	0	0	0	0
American Indian/Alaskan Native:	0	0	0	0	0	0	0
Native Hawaiian/Other Pacific Islander:	0	0	0	0	0	0	0
American Indian/Alaskan Native & White:	0	0	0	0	0	0	0
Asian White:	0	0	0	0	0	0	0
Black/African American & White:	0	0	0	0	0	0	0
American Indian/Alaskan Native & Black/African American:	0	0	0	0	0	0	0
Other multi-racial:	0	0	0	0	0	0	0
Asian/Pacific Islander:	0	0	0	0	0	0	0
Hispanic:	0	0	0	0	0	0	0
Total:	0	0	0	0	0	0	0
Female-headed Households:	0		0		0		

Income Category:

	Owner	Renter	Total	Person
Extremely Low	0	0	0	0
Low Mod	0	0	0	0
Moderate	0	0	0	0
Non Low Moderate	0	0	0	0
Total	0	0	0	0
Percent Low/Mod	0.0%	0.0%	0.0%	0.0%

Annual Accomplishments

Accomplishment Narrative

Year # Benefiting

2018 0 construction contract executed

UGLG:

Grant Year: 2017

Project: 0001 - 2017 CD

Objective:

IDIS Activity: 43140 - 7217159 Grand Saline

Outcome:

Activity to prevent, prepare for, and respond to Coronavirus: No

Status: Completed 01/11/2021

Matrix Code: General Program Administration (21A)

Location:

National Objective:

Initial Funding Date: 01/17/2018  
 Financing:  
 Funded Amount: \$5,000.00  
 Net Drawn: \$5,000.00  
 Balance: \$0.00

Description:  
local admin

Proposed Accomplishments:

: 0  
 Total Population in Service Area: 0  
 Census Tract Percent Low / Mod: 0.00

Actual Accomplishments:

Number assisted:

	Owner		Renter		Total		Person
	Total	Hispanic	Total	Hispanic	Total	Hispanic	
White:	0	0	0	0	0	0	0
Black/African American:	0	0	0	0	0	0	0
Asian:	0	0	0	0	0	0	0
American Indian/Alaskan Native:	0	0	0	0	0	0	0
Native Hawaiian/Other Pacific Islander:	0	0	0	0	0	0	0
American Indian/Alaskan Native & White:	0	0	0	0	0	0	0
Asian White:	0	0	0	0	0	0	0
Black/African American & White:	0	0	0	0	0	0	0
American Indian/Alaskan Native & Black/African American:	0	0	0	0	0	0	0
Other multi-racial:	0	0	0	0	0	0	0
Asian/Pacific Islander:	0	0	0	0	0	0	0
Hispanic:	0	0	0	0	0	0	0
Total:	0	0	0	0	0	0	0
Female-headed Households:	0		0		0		

Income Category:

Owner	Renter	Total	Person
-------	--------	-------	--------

Extremely Low	0	0	0	0
Low Mod	0	0	0	0
Moderate	0	0	0	0
Non Low Moderate	0	0	0	0
Total	0	0	0	0
Percent Low/Mod	0.0%	0.0%	0.0%	0.0%

Annual Accomplishments Accomplishment Narrative

Year # Benefiting  
 UGLG: GRAND SALINE  
 Grant Year: 2017  
 Project: 0001 - 2017 CD

Objective: Create suitable living environments

IDIS Activity: 43141 - 7217159 Grand Saline

Outcome: Sustainability

Activity to prevent, prepare for, and respond to Coronavirus: No

Status: Completed 01/11/2021

Matrix Code: Water/Sewer Improvements (03J)

Location:

132 E Frank St Grand Saline, TX 75140-1824

National Objective: LMA

Initial Funding Date: 01/17/2018

Description:

Financing:  
 Funded Amount: \$270,000.00  
 Net Drawn: \$270,000.00  
 Balance: \$0.00

Contractor shall install approximately two thousand four hundred forty-two linear feet (2,442 l.f.) of ten-inch (10")

Proposed Accomplishments:

People (General) : 2,838  
 Total Population in Service Area: 2,838  
 Census Tract Percent Low / Mod: 63.90

Actual Accomplishments:

Number assisted:

Owner		Renter		Total		Person
Total	Hispanic	Total	Hispanic	Total	Hispanic	



White:	0	0	0	0	0	0	0
Black/African American:	0	0	0	0	0	0	0
Asian:	0	0	0	0	0	0	0
American Indian/Alaskan Native:	0	0	0	0	0	0	0
Native Hawaiian/Other Pacific Islander:	0	0	0	0	0	0	0
American Indian/Alaskan Native & White:	0	0	0	0	0	0	0
Asian White:	0	0	0	0	0	0	0
Black/African American & White:	0	0	0	0	0	0	0
American Indian/Alaskan Native & Black/African American:	0	0	0	0	0	0	0
Other multi-racial:	0	0	0	0	0	0	0
Asian/Pacific Islander:	0	0	0	0	0	0	0
Hispanic:	0	0	0	0	0	0	0
Total:	0	0	0	0	0	0	0
Female-headed Households:	0		0		0		0

Income Category:

	Owner	Renter	Total	Person
Extremely Low	0	0	0	0
Low Mod	0	0	0	0
Moderate	0	0	0	0
Non Low Moderate	0	0	0	0
Total	0	0	0	0
Percent Low/Mod	0.0%	0.0%	0.0%	0.0%

Annual Accomplishments

Accomplishment Narrative

Year # Benefiting  
 2018 0 Project is 26-50% complete

UGLG: GREENVILLE  
 Grant Year: 2017  
 Project: 0001 - 2017 CD

IDIS Activity: 43144 - 7217161 Greenville  
 Activity to prevent, prepare for, and respond to Coronavirus: No

Status: Completed 01/11/2021  
 Location:

Objective: Create suitable living environments

Outcome: Sustainability

Matrix Code: Water/Sewer Improvements (03J)

PO Box 1049 Greenville, TX 75403-1049

National Objective: LMA

Initial Funding Date: 01/18/2018  
 Financing:  
 Funded Amount: \$275,000.00  
 Net Drawn: \$275,000.00  
 Balance: \$0.00

Description:  
 Contractor shall install approximately two thousand seventy-five linear feet (2,075 l.f.) of six-inch water line, gate valves, hydrants, service reconnections, pavement repair, and all associated appurtenances.

Proposed Accomplishments:  
 People (General) : 90  
 Total Population in Service Area: 90  
 Census Tract Percent Low / Mod: 84.40

Actual Accomplishments:

Number assisted:

	Owner		Renter		Total		Person
	Total	Hispanic	Total	Hispanic	Total	Hispanic	
White:	0	0	0	0	0	0	0
Black/African American:	0	0	0	0	0	0	0
Asian:	0	0	0	0	0	0	0
American Indian/Alaskan Native:	0	0	0	0	0	0	0
Native Hawaiian/Other Pacific Islander:	0	0	0	0	0	0	0
American Indian/Alaskan Native & White:	0	0	0	0	0	0	0
Asian White:	0	0	0	0	0	0	0
Black/African American & White:	0	0	0	0	0	0	0
American Indian/Alaskan Native & Black/African American:	0	0	0	0	0	0	0
Other multi-racial:	0	0	0	0	0	0	0
Asian/Pacific Islander:	0	0	0	0	0	0	0
Hispanic:	0	0	0	0	0	0	0
Total:	0	0	0	0	0	0	0
Female-headed Households:	0		0		0		

Income Category:

	Owner	Renter	Total	Person
Extremely Low	0	0	0	0
Low Mod	0	0	0	0

Moderate	0	0	0	0
Non Low Moderate	0	0	0	0
Total	0	0	0	0
Percent Low/Mod	0.0%	0.0%	0.0%	0.0%

Annual Accomplishments Accomplishment Narrative

Year # Benefiting  
2018 0 Project is 51-75% complete

UGLG:  
Grant Year: 2017  
Project: 0001 - 2017 CD

Objective:

IDIS Activity: 43161 - 7217519 Zavala County  
Activity to prevent, prepare for, and respond to Coronavirus: No

Outcome:

Status: Completed 01/15/2021  
Location:

Matrix Code: General Program Administration (21A)

National Objective:

Initial Funding Date: 01/18/2018  
Financing:  
Funded Amount: \$26,500.00  
Net Drawn: \$26,500.00  
Balance: \$0.00

Description:  
local admin

Proposed Accomplishments:  
: 0  
Total Population in Service Area: 0  
Census Tract Percent Low / Mod: 0.00

Actual Accomplishments:

Number assisted:

	Owner		Renter		Total		
White:	Total	Hispanic	Total	Hispanic	Total	Hispanic	Person
	0	0	0	0	0	0	0

Black/African American:	0	0	0	0	0	0	0
Asian:	0	0	0	0	0	0	0
American Indian/Alaskan Native:	0	0	0	0	0	0	0
Native Hawaiian/Other Pacific Islander:	0	0	0	0	0	0	0
American Indian/Alaskan Native & White:	0	0	0	0	0	0	0
Asian White:	0	0	0	0	0	0	0
Black/African American & White:	0	0	0	0	0	0	0
American Indian/Alaskan Native & Black/African American:	0	0	0	0	0	0	0
Other multi-racial:	0	0	0	0	0	0	0
Asian/Pacific Islander:	0	0	0	0	0	0	0
Hispanic:	0	0	0	0	0	0	0
Total:	0	0	0	0	0	0	0
Female-headed Households:	0		0		0		

Income Category:

	Owner	Renter	Total	Person
Extremely Low	0	0	0	0
Low Mod	0	0	0	0
Moderate	0	0	0	0
Non Low Moderate	0	0	0	0
Total	0	0	0	0
Percent Low/Mod	0.0%	0.0%	0.0%	0.0%

Annual Accomplishments

Accomplishment Narrative

Year # Benefiting  
 UGLG: ZAVALA COUNTY  
 Grant Year: 2017  
 Project: 0001 - 2017 CD

Objective: Create suitable living environments

IDIS Activity: 43162 - 7217519 Zavala County  
 Activity to prevent, prepare for, and respond to Coronavirus: No

Outcome: Sustainability

Status: Completed 01/15/2021  
 Location:

Matrix Code: Street Improvements (03K)

200 E Uvalde St Ste 9 Crystal City, TX 78839-3547

National Objective: LMA

Initial Funding Date: 01/18/2018  
 Financing:  
 Funded Amount: \$248,500.00  
 Net Drawn: \$248,500.00  
 Balance: \$0.00

Description:  
 Contractor shall reconstruct approximately five thousand one hundred thirty-one linear feet (5,131 l.f.) of street.  
 (See one-pager describing eligible street activities)Construction shall take place in the

Proposed Accomplishments:

People (General) : 143  
 Total Population in Service Area: 143  
 Census Tract Percent Low / Mod: 58.00

Actual Accomplishments:

Number assisted:

	Owner		Renter		Total		Person
	Total	Hispanic	Total	Hispanic	Total	Hispanic	
White:	0	0	0	0	0	0	0
Black/African American:	0	0	0	0	0	0	0
Asian:	0	0	0	0	0	0	0
American Indian/Alaskan Native:	0	0	0	0	0	0	0
Native Hawaiian/Other Pacific Islander:	0	0	0	0	0	0	0
American Indian/Alaskan Native & White:	0	0	0	0	0	0	0
Asian White:	0	0	0	0	0	0	0
Black/African American & White:	0	0	0	0	0	0	0
American Indian/Alaskan Native & Black/African American:	0	0	0	0	0	0	0
Other multi-racial:	0	0	0	0	0	0	0
Asian/Pacific Islander:	0	0	0	0	0	0	0
Hispanic:	0	0	0	0	0	0	0
Total:	0	0	0	0	0	0	0
Female-headed Households:	0		0		0		

Income Category:

	Owner	Renter	Total	Person
Extremely Low	0	0	0	0
Low Mod	0	0	0	0
Moderate	0	0	0	0
Non Low Moderate	0	0	0	0

Total 0 0 0 0  
 Percent Low/Mod 0.0% 0.0% 0.0% 0.0%

Annual Accomplishments Accomplishment Narrative

Year # Benefiting

2020 0 \$0.00

UGLG:

Grant Year: 2017

Project: 0001 - 2017 CD

Objective:

IDIS Activity: 43172 - 7217190 Hedley

Outcome:

Activity to prevent, prepare for, and respond to Coronavirus: No

Status: Completed 05/12/2021

Matrix Code: General Program Administration (21A)

Location:

National Objective:

, -

Initial Funding Date: 01/18/2018

Description:

Financing:

admin

Funded Amount: \$19,500.00

Net Drawn: \$19,500.00

Balance: \$0.00

Proposed Accomplishments:

: 0

Total Population in Service Area: 0

Census Tract Percent Low / Mod: 0.00

Actual Accomplishments:

Number assisted:

	Owner		Renter		Total		
	Total	Hispanic	Total	Hispanic	Total	Hispanic	Person
White:	0	0	0	0	0	0	0
Black/African American:	0	0	0	0	0	0	0
Asian:	0	0	0	0	0	0	0

American Indian/Alaskan Native:	0	0	0	0	0	0	0
Native Hawaiian/Other Pacific Islander:	0	0	0	0	0	0	0
American Indian/Alaskan Native & White:	0	0	0	0	0	0	0
Asian White:	0	0	0	0	0	0	0
Black/African American & White:	0	0	0	0	0	0	0
American Indian/Alaskan Native & Black/African American:	0	0	0	0	0	0	0
Other multi-racial:	0	0	0	0	0	0	0
Asian/Pacific Islander:	0	0	0	0	0	0	0
Hispanic:	0	0	0	0	0	0	0
Total:	0	0	0	0	0	0	0
Female-headed Households:	0		0		0		

Income Category:

	Owner	Renter	Total	Person
Extremely Low	0	0	0	0
Low Mod	0	0	0	0
Moderate	0	0	0	0
Non Low Moderate	0	0	0	0
Total	0	0	0	0
Percent Low/Mod	0.0%	0.0%	0.0%	0.0%

Annual Accomplishments

Accomplishment Narrative

Year # Benefiting

UGLG:

Grant Year: 2017

Project: 0001 - 2017 CD

Objective:

IDIS Activity: 43179 - 7217210 Hudspeth County

Outcome:

Activity to prevent, prepare for, and respond to Coronavirus: No

Status: Completed 04/30/2021

Matrix Code: General Program Administration (21A)

Location:

National Objective:

Initial Funding Date: 01/18/2018

Description:

Financing:

admin

Funded Amount: \$30,250.00  
 Net Drawn: \$30,250.00  
 Balance: \$0.00

Proposed Accomplishments:

: 0  
 Total Population in Service Area: 0  
 Census Tract Percent Low / Mod: 0.00

Actual Accomplishments:

Number assisted:

	Owner		Renter		Total		Person
	Total	Hispanic	Total	Hispanic	Total	Hispanic	
White:	0	0	0	0	0	0	0
Black/African American:	0	0	0	0	0	0	0
Asian:	0	0	0	0	0	0	0
American Indian/Alaskan Native:	0	0	0	0	0	0	0
Native Hawaiian/Other Pacific Islander:	0	0	0	0	0	0	0
American Indian/Alaskan Native & White:	0	0	0	0	0	0	0
Asian White:	0	0	0	0	0	0	0
Black/African American & White:	0	0	0	0	0	0	0
American Indian/Alaskan Native & Black/African American:	0	0	0	0	0	0	0
Other multi-racial:	0	0	0	0	0	0	0
Asian/Pacific Islander:	0	0	0	0	0	0	0
Hispanic:	0	0	0	0	0	0	0
Total:	0	0	0	0	0	0	0
Female-headed Households:	0		0		0		

Income Category:

	Owner	Renter	Total	Person
Extremely Low	0	0	0	0
Low Mod	0	0	0	0
Moderate	0	0	0	0
Non Low Moderate	0	0	0	0
Total	0	0	0	0
Percent Low/Mod	0.0%	0.0%	0.0%	0.0%



Annual Accomplishments      Accomplishment Narrative

Year      # Benefiting  
 UGLG:      HUDSPETH COUNTY  
 Grant Year:    2017  
 Project:      0001 - 2017 CD

Objective:      Create suitable living environments

IDIS Activity:    43180 - 7217210 Hudspeth County  
 Activity to prevent, prepare for, and respond to Coronavirus:    No

Outcome:      Sustainability

Status:      Completed    04/30/2021  
 Location:  
 PO Box 68    Sierra Blanca, TX 79851-0068

Matrix Code:      Street Improvements (03K)

National Objective:    LMA

Initial Funding Date:      01/18/2018  
 Financing:  
 Funded Amount:      \$244,750.00  
 Net Drawn:      \$244,750.00  
 Balance:      \$0.00

Description:  
 Contractor shall reconstruct approximately six thousand five hundred square yards (6,500 s.y.) of street, prime coat, manholes, and all associated appurtenances.  
 Construction shall take place at the following locations: Huffman Avenue

Proposed Accomplishments:  
 People (General) : 74  
 Total Population in Service Area: 74  
 Census Tract Percent Low / Mod: 85.10

Actual Accomplishments:

Number assisted:

	Owner		Renter		Total		
	Total	Hispanic	Total	Hispanic	Total	Hispanic	Person
White:	0	0	0	0	0	0	0
Black/African American:	0	0	0	0	0	0	0
Asian:	0	0	0	0	0	0	0
American Indian/Alaskan Native:	0	0	0	0	0	0	0
Native Hawaiian/Other Pacific Islander:	0	0	0	0	0	0	0
American Indian/Alaskan Native & White:	0	0	0	0	0	0	0
Asian White:	0	0	0	0	0	0	0

Black/African American & White:	0	0	0	0	0	0	0
American Indian/Alaskan Native & Black/African American:	0	0	0	0	0	0	0
Other multi-racial:	0	0	0	0	0	0	0
Asian/Pacific Islander:	0	0	0	0	0	0	0
Hispanic:	0	0	0	0	0	0	0
Total:	0	0	0	0	0	0	0
Female-headed Households:	0		0		0		

Income Category:

	Owner	Renter	Total	Person
Extremely Low	0	0	0	0
Low Mod	0	0	0	0
Moderate	0	0	0	0
Non Low Moderate	0	0	0	0
Total	0	0	0	0
Percent Low/Mod	0.0%	0.0%	0.0%	0.0%

Annual Accomplishments

Accomplishment Narrative

Year # Benefiting

2018 0 construction bidding and award in progress

UGLG:

Grant Year: 2017

Project: 0001 - 2017 CD

Objective:

IDIS Activity: 43201 - 7217380 Presidio County

Outcome:

Activity to prevent, prepare for, and respond to Coronavirus: No

Status: Completed 08/09/2021

Matrix Code: General Program Administration (21A)

Location:

National Objective:

Initial Funding Date: 01/18/2018

Description:

Financing:

local admin

Funded Amount: \$30,250.00

Net Drawn: \$30,250.00

Balance: \$0.00

Proposed Accomplishments:

: 0  
 Total Population in Service Area: 0  
 Census Tract Percent Low / Mod: 0.00

Actual Accomplishments:

Number assisted:

	Owner		Renter		Total		Person
	Total	Hispanic	Total	Hispanic	Total	Hispanic	
White:	0	0	0	0	0	0	0
Black/African American:	0	0	0	0	0	0	0
Asian:	0	0	0	0	0	0	0
American Indian/Alaskan Native:	0	0	0	0	0	0	0
Native Hawaiian/Other Pacific Islander:	0	0	0	0	0	0	0
American Indian/Alaskan Native & White:	0	0	0	0	0	0	0
Asian White:	0	0	0	0	0	0	0
Black/African American & White:	0	0	0	0	0	0	0
American Indian/Alaskan Native & Black/African American:	0	0	0	0	0	0	0
Other multi-racial:	0	0	0	0	0	0	0
Asian/Pacific Islander:	0	0	0	0	0	0	0
Hispanic:	0	0	0	0	0	0	0
Total:	0	0	0	0	0	0	0
Female-headed Households:	0		0		0		

Income Category:

	Owner	Renter	Total	Person
Extremely Low	0	0	0	0
Low Mod	0	0	0	0
Moderate	0	0	0	0
Non Low Moderate	0	0	0	0
Total	0	0	0	0
Percent Low/Mod	0.0%	0.0%	0.0%	0.0%

Annual Accomplishments

Accomplishment Narrative

Year # Benefiting

UGLG: PRESIDIO COUNTY  
 Grant Year: 2017  
 Project: 0001 - 2017 CD

Objective: Create suitable living environments

IDIS Activity: 43202 - 7217380 Presidio County  
 Activity to prevent, prepare for, and respond to Coronavirus: No

Outcome: Sustainability

Status: Completed 08/09/2021  
 Location:  
 PO Box 606 Marfa, TX 79843-0606

Matrix Code: Water/Sewer Improvements (03J)

National Objective: LMA

Initial Funding Date: 01/18/2018  
 Financing:  
 Funded Amount: \$244,750.00  
 Net Drawn: \$244,750.00  
 Balance: \$0.00

Description:  
 Contractor shall install a fifty thousand gallon (50,000 gal.) water storage tank and foundation including all related appurtenances.  
 Construction shall take place at the Redford Water Plant located Ranch Road 170.

Proposed Accomplishments:  
 People (General) : 65  
 Total Population in Service Area: 65  
 Census Tract Percent Low / Mod: 100.00

Actual Accomplishments:

Number assisted:

	Owner		Renter		Total		Person
	Total	Hispanic	Total	Hispanic	Total	Hispanic	
White:	0	0	0	0	0	0	0
Black/African American:	0	0	0	0	0	0	0
Asian:	0	0	0	0	0	0	0
American Indian/Alaskan Native:	0	0	0	0	0	0	0
Native Hawaiian/Other Pacific Islander:	0	0	0	0	0	0	0
American Indian/Alaskan Native & White:	0	0	0	0	0	0	0
Asian White:	0	0	0	0	0	0	0
Black/African American & White:	0	0	0	0	0	0	0
American Indian/Alaskan Native & Black/African American:	0	0	0	0	0	0	0

Other multi-racial:	0	0	0	0	0	0	0
Asian/Pacific Islander:	0	0	0	0	0	0	0
Hispanic:	0	0	0	0	0	0	0
Total:	0	0	0	0	0	0	0
Female-headed Households:	0		0		0		

Income Category:

	Owner	Renter	Total	Person
Extremely Low	0	0	0	0
Low Mod	0	0	0	0
Moderate	0	0	0	0
Non Low Moderate	0	0	0	0
Total	0	0	0	0
Percent Low/Mod	0.0%	0.0%	0.0%	0.0%

Annual Accomplishments	Accomplishment Narrative
Year	# Benefiting
2017	0 environmental review in progress

UGLG:

Grant Year: 2017

Project: 0001 - 2017 CD

Objective:

IDIS Activity: 43211 - 7217230 Jim Wells County

Outcome:

Activity to prevent, prepare for, and respond to Coronavirus: No

Status: Completed 09/23/2020

Matrix Code: General Program Administration (21A)

Location:

National Objective:

, -

Initial Funding Date: 01/19/2018  
 Financing:  
 Funded Amount: \$30,615.46  
 Net Drawn: \$30,615.46  
 Balance: \$0.00

Description:  
 admin

Proposed Accomplishments:

: 0

Total Population in Service Area: 0

Census Tract Percent Low / Mod: 0.00

Actual Accomplishments:

Number assisted:

	Owner		Renter		Total		Person
	Total	Hispanic	Total	Hispanic	Total	Hispanic	
White:	0	0	0	0	0	0	0
Black/African American:	0	0	0	0	0	0	0
Asian:	0	0	0	0	0	0	0
American Indian/Alaskan Native:	0	0	0	0	0	0	0
Native Hawaiian/Other Pacific Islander:	0	0	0	0	0	0	0
American Indian/Alaskan Native & White:	0	0	0	0	0	0	0
Asian White:	0	0	0	0	0	0	0
Black/African American & White:	0	0	0	0	0	0	0
American Indian/Alaskan Native & Black/African American:	0	0	0	0	0	0	0
Other multi-racial:	0	0	0	0	0	0	0
Asian/Pacific Islander:	0	0	0	0	0	0	0
Hispanic:	0	0	0	0	0	0	0
Total:	0	0	0	0	0	0	0
Female-headed Households:	0		0		0		

Income Category:

	Owner	Renter	Total	Person
Extremely Low	0	0	0	0
Low Mod	0	0	0	0
Moderate	0	0	0	0
Non Low Moderate	0	0	0	0
Total	0	0	0	0
Percent Low/Mod	0.0%	0.0%	0.0%	0.0%

Annual Accomplishments

Accomplishment Narrative

Year # Benefiting  
 UGLG: Jim Wells County  
 Grant Year: 2017

Project: 0001 - 2017 CD

Objective: Create suitable living environments

IDIS Activity: 43212 - 7217230 Jim Wells County

Outcome: Sustainability

Activity to prevent, prepare for, and respond to Coronavirus: No

Status: Completed 09/23/2020

Matrix Code: Rehab; Single-Unit Residential (14A)

Location:

200 N Almond St Alice, TX 78332-4845

National Objective: LMH

Initial Funding Date: 01/19/2018

Description:

Financing:

Contractor shall install twenty-six (26) yard water-service lines, service connections, meters, and all associated appurtenances.

Funded Amount: \$24,200.00

Net Drawn: \$24,200.00

Balance: \$0.00

TxCDBG funds shall not fund a yard service line on private property to a household that

Proposed Accomplishments:

Housing Units : 24

Total Population in Service Area: 0

Census Tract Percent Low / Mod: 0.00

Actual Accomplishments:

Number assisted:

	Owner		Renter		Total		Person
	Total	Hispanic	Total	Hispanic	Total	Hispanic	
White:	24	24	0	0	24	24	0
Black/African American:	0	0	0	0	0	0	0
Asian:	0	0	0	0	0	0	0
American Indian/Alaskan Native:	0	0	0	0	0	0	0
Native Hawaiian/Other Pacific Islander:	0	0	0	0	0	0	0
American Indian/Alaskan Native & White:	0	0	0	0	0	0	0
Asian White:	0	0	0	0	0	0	0
Black/African American & White:	0	0	0	0	0	0	0
American Indian/Alaskan Native & Black/African American:	0	0	0	0	0	0	0
Other multi-racial:	0	0	0	0	0	0	0
Asian/Pacific Islander:	0	0	0	0	0	0	0

Hispanic:	0	0	0	0	0	0	0
Total:	24	24	0	0	24	24	0
Female-headed Households:	11		0		11		

Income Category:

	Owner	Renter	Total	Person
Extremely Low	10	0	10	0
Low Mod	1	0	1	0
Moderate	13	0	13	0
Non Low Moderate	0	0	0	0
Total	24	0	24	0
Percent Low/Mod	###	0.0%	100%	0.0%

Annual Accomplishments

Accomplishment Narrative

Year	# Benefiting
2017	0 Project design, plans and specs are being prepared by engineer

UGLG: Jim Wells County

Grant Year: 2017

Project: 0001 - 2017 CD

Objective: Create suitable living environments

IDIS Activity: 43213 - 7217230 Jim Wells County

Outcome: Sustainability

Activity to prevent, prepare for, and respond to Coronavirus: No

Status: Completed 09/23/2020

Matrix Code: Water/Sewer Improvements (03J)

Location:

200 N Almond St Alice, TX 78332-4845

National Objective: LMA

Initial Funding Date: 01/19/2018

Financing:

Funded Amount: \$204,646.60

Net Drawn: \$204,646.60

Balance: \$0.00

Description:

Contractor shall install approximately six thousand five hundred eighty linear feet (6,580

l.f.) of ten-inch

(10

Proposed Accomplishments:

People (General) : 97



Total Population in Service Area: 97  
 Census Tract Percent Low / Mod: 85.50

Actual Accomplishments:

Number assisted:

	Owner		Renter		Total		Person
	Total	Hispanic	Total	Hispanic	Total	Hispanic	
White:	0	0	0	0	0	0	0
Black/African American:	0	0	0	0	0	0	0
Asian:	0	0	0	0	0	0	0
American Indian/Alaskan Native:	0	0	0	0	0	0	0
Native Hawaiian/Other Pacific Islander:	0	0	0	0	0	0	0
American Indian/Alaskan Native & White:	0	0	0	0	0	0	0
Asian White:	0	0	0	0	0	0	0
Black/African American & White:	0	0	0	0	0	0	0
American Indian/Alaskan Native & Black/African American:	0	0	0	0	0	0	0
Other multi-racial:	0	0	0	0	0	0	0
Asian/Pacific Islander:	0	0	0	0	0	0	0
Hispanic:	0	0	0	0	0	0	0
Total:	0	0	0	0	0	0	0
Female-headed Households:	0		0		0		

Income Category:

	Owner	Renter	Total	Person
Extremely Low	0	0	0	0
Low Mod	0	0	0	0
Moderate	0	0	0	0
Non Low Moderate	0	0	0	0
Total	0	0	0	0
Percent Low/Mod	0.0%	0.0%	0.0%	0.0%

Annual Accomplishments

Accomplishment Narrative

Year # Benefiting  
 2017 0 Project is 0-25% complete

UGLG: CITY OF KAUFMAN

Grant Year: 2017

Project: 0001 - 2017 CD

Objective: Create suitable living environments

IDIS Activity: 43216 - 7217231 Kaufman  
 Activity to prevent, prepare for, and respond to Coronavirus: No

Outcome: Sustainability

Status: Completed 01/11/2021  
 Location:  
 PO Box 1168 Kaufman, TX 75142-5402

Matrix Code: Flood Drainage Improvements (031)

National Objective: LMA

Initial Funding Date: 01/19/2018  
 Financing:  
 Funded Amount: \$275,000.00  
 Net Drawn: \$275,000.00  
 Balance: \$0.00

Description:  
 Contractor shall reconstruct approximately one thousand four hundred linear feet (1,400 l.f.) of eighteen-inch reinforced concrete pipe, one hundred linear feet (100 l.f.) of twenty-four-inch reinforced concrete pipe, one hundred linear feet (100 l.f.) of thirty-six-

Proposed Accomplishments:  
 People (General) : 450  
 Total Population in Service Area: 450  
 Census Tract Percent Low / Mod: 82.20

Actual Accomplishments:

Number assisted:

	Owner		Renter		Total		Person
	Total	Hispanic	Total	Hispanic	Total	Hispanic	
White:	0	0	0	0	0	0	0
Black/African American:	0	0	0	0	0	0	0
Asian:	0	0	0	0	0	0	0
American Indian/Alaskan Native:	0	0	0	0	0	0	0
Native Hawaiian/Other Pacific Islander:	0	0	0	0	0	0	0
American Indian/Alaskan Native & White:	0	0	0	0	0	0	0
Asian White:	0	0	0	0	0	0	0
Black/African American & White:	0	0	0	0	0	0	0
American Indian/Alaskan Native & Black/African American:	0	0	0	0	0	0	0
Other multi-racial:	0	0	0	0	0	0	0
Asian/Pacific Islander:	0	0	0	0	0	0	0
Hispanic:	0	0	0	0	0	0	0

Total: 0 0 0 0 0 0 0  
 Female-headed Households: 0 0 0 0 0 0 0

Income Category:

	Owner	Renter	Total	Person
Extremely Low	0	0	0	0
Low Mod	0	0	0	0
Moderate	0	0	0	0
Non Low Moderate	0	0	0	0
Total	0	0	0	0
Percent Low/Mod	0.0%	0.0%	0.0%	0.0%

Annual Accomplishments

Accomplishment Narrative

Year # Benefiting  
 2018

0 construction bidding and award in progress

UGLG:

Grant Year: 2017

Project: 0001 - 2017 CD

Objective:

IDIS Activity: 43229 - 7217250 La Marque

Outcome:

Activity to prevent, prepare for, and respond to Coronavirus: No

Status: Completed 07/15/2021

Matrix Code: General Program Administration (21A)

Location:

National Objective:

Initial Funding Date: 01/19/2018

Description:

Financing:

admin

Funded Amount: \$35,000.00

Net Drawn: \$35,000.00

Balance: \$0.00

Proposed Accomplishments:

: 0

Total Population in Service Area: 0

Census Tract Percent Low / Mod: 0.00

Actual Accomplishments:

Number assisted:

	Owner		Renter		Total		Person
	Total	Hispanic	Total	Hispanic	Total	Hispanic	
White:	0	0	0	0	0	0	0
Black/African American:	0	0	0	0	0	0	0
Asian:	0	0	0	0	0	0	0
American Indian/Alaskan Native:	0	0	0	0	0	0	0
Native Hawaiian/Other Pacific Islander:	0	0	0	0	0	0	0
American Indian/Alaskan Native & White:	0	0	0	0	0	0	0
Asian White:	0	0	0	0	0	0	0
Black/African American & White:	0	0	0	0	0	0	0
American Indian/Alaskan Native & Black/African American:	0	0	0	0	0	0	0
Other multi-racial:	0	0	0	0	0	0	0
Asian/Pacific Islander:	0	0	0	0	0	0	0
Hispanic:	0	0	0	0	0	0	0
Total:	0	0	0	0	0	0	0
Female-headed Households:	0		0		0		

Income Category:

	Owner	Renter	Total	Person
Extremely Low	0	0	0	0
Low Mod	0	0	0	0
Moderate	0	0	0	0
Non Low Moderate	0	0	0	0
Total	0	0	0	0
Percent Low/Mod	0.0%	0.0%	0.0%	0.0%

Annual Accomplishments

Accomplishment Narrative

Year # Benefiting

UGLG: LA MARQUE

Grant Year: 2017

Project: 0001 - 2017 CD

Objective: Create suitable living environments

IDIS Activity: 43230 - 7217250 La Marque  
 Activity to prevent, prepare for, and respond to Coronavirus: No

Outcome: Sustainability

Status: Completed 07/15/2021

Matrix Code: Water/Sewer Improvements (03J)

Location:  
 1111 Bayou Rd La Marque, TX 77568-4160

National Objective: LMA

Initial Funding Date: 01/19/2018  
 Financing:  
 Funded Amount: \$315,000.00  
 Net Drawn: \$315,000.00  
 Balance: \$0.00

Description:  
 Contractor shall replace five thousand linear feet (5,000 l.f.) of eight inch waterline, including valves, reconnections and all associated appurtenances.  
 Construction shall take place in the following locations: Alley btw.

Proposed Accomplishments:

People (General) : 2,263  
 Total Population in Service Area: 2,263  
 Census Tract Percent Low / Mod: 63.10

Actual Accomplishments:

Number assisted:

	Owner		Renter		Total		Person
	Total	Hispanic	Total	Hispanic	Total	Hispanic	
White:	0	0	0	0	0	0	0
Black/African American:	0	0	0	0	0	0	0
Asian:	0	0	0	0	0	0	0
American Indian/Alaskan Native:	0	0	0	0	0	0	0
Native Hawaiian/Other Pacific Islander:	0	0	0	0	0	0	0
American Indian/Alaskan Native & White:	0	0	0	0	0	0	0
Asian White:	0	0	0	0	0	0	0
Black/African American & White:	0	0	0	0	0	0	0
American Indian/Alaskan Native & Black/African American:	0	0	0	0	0	0	0
Other multi-racial:	0	0	0	0	0	0	0
Asian/Pacific Islander:	0	0	0	0	0	0	0
Hispanic:	0	0	0	0	0	0	0
Total:	0	0	0	0	0	0	0

Female-headed Households: 0 0 0

Income Category:

	Owner	Renter	Total	Person
Extremely Low	0	0	0	0
Low Mod	0	0	0	0
Moderate	0	0	0	0
Non Low Moderate	0	0	0	0
Total	0	0	0	0
Percent Low/Mod	0.0%	0.0%	0.0%	0.0%

Annual Accomplishments

Accomplishment Narrative

Year # Benefiting

2018 0 construction bidding and award in progress

UGLG:

Grant Year: 2017

Project: 0001 - 2017 CD

Objective:

IDIS Activity: 43231 - 7217251 Latexo

Outcome:

Activity to prevent, prepare for, and respond to Coronavirus: No

Status: Completed 10/01/2020

Matrix Code: General Program Administration (21A)

Location:

National Objective:

Initial Funding Date: 01/19/2018

Description:

Financing:

admin

Funded Amount: \$26,125.00

Net Drawn: \$26,125.00

Balance: \$0.00

Proposed Accomplishments:

: 0

Total Population in Service Area: 0

Census Tract Percent Low / Mod: 0.00

Actual Accomplishments:

Number assisted:

	Owner		Renter		Total		Person
	Total	Hispanic	Total	Hispanic	Total	Hispanic	
White:	0	0	0	0	0	0	0
Black/African American:	0	0	0	0	0	0	0
Asian:	0	0	0	0	0	0	0
American Indian/Alaskan Native:	0	0	0	0	0	0	0
Native Hawaiian/Other Pacific Islander:	0	0	0	0	0	0	0
American Indian/Alaskan Native & White:	0	0	0	0	0	0	0
Asian White:	0	0	0	0	0	0	0
Black/African American & White:	0	0	0	0	0	0	0
American Indian/Alaskan Native & Black/African American:	0	0	0	0	0	0	0
Other multi-racial:	0	0	0	0	0	0	0
Asian/Pacific Islander:	0	0	0	0	0	0	0
Hispanic:	0	0	0	0	0	0	0
Total:	0	0	0	0	0	0	0
Female-headed Households:	0		0		0		

Income Category:

	Owner	Renter	Total	Person
Extremely Low	0	0	0	0
Low Mod	0	0	0	0
Moderate	0	0	0	0
Non Low Moderate	0	0	0	0
Total	0	0	0	0
Percent Low/Mod	0.0%	0.0%	0.0%	0.0%

Annual Accomplishments

Accomplishment Narrative

Year # Benefiting

UGLG: LATEXO

Grant Year: 2017

Project: 0001 - 2017 CD

Objective: Create suitable living environments

IDIS Activity: 43232 - 7217251 Latexo

Outcome: Sustainability

Activity to prevent, prepare for, and respond to Coronavirus: No

Status: Completed 10/01/2020

Location:

PO Box 1108 Latexo, TX 75849-1108

Matrix Code: Street Improvements (03K)

National Objective: LMA

Initial Funding Date: 01/19/2018

Financing:

Funded Amount: \$248,875.00

Net Drawn: \$248,875.00

Balance: \$0.00

Description:

Contractor shall construct six thousand eight hundred thirty square yards (6,830 s.y.)of street utilizing HMA pavement, stabilized subgrade, install drainage culverts, and all associated appurtenances.

Proposed Accomplishments:

People (General) : 670

Total Population in Service Area: 670

Census Tract Percent Low / Mod: 62.60

Actual Accomplishments:

Number assisted:

	Owner		Renter		Total		Person
	Total	Hispanic	Total	Hispanic	Total	Hispanic	
White:	0	0	0	0	0	0	0
Black/African American:	0	0	0	0	0	0	0
Asian:	0	0	0	0	0	0	0
American Indian/Alaskan Native:	0	0	0	0	0	0	0
Native Hawaiian/Other Pacific Islander:	0	0	0	0	0	0	0
American Indian/Alaskan Native & White:	0	0	0	0	0	0	0
Asian White:	0	0	0	0	0	0	0
Black/African American & White:	0	0	0	0	0	0	0
American Indian/Alaskan Native & Black/African American:	0	0	0	0	0	0	0
Other multi-racial:	0	0	0	0	0	0	0
Asian/Pacific Islander:	0	0	0	0	0	0	0
Hispanic:	0	0	0	0	0	0	0
Total:	0	0	0	0	0	0	0
Female-headed Households:	0		0		0		

Income Category:



	Owner	Renter	Total	Person
Extremely Low	0	0	0	0
Low Mod	0	0	0	0
Moderate	0	0	0	0
Non Low Moderate	0	0	0	0
Total	0	0	0	0
Percent Low/Mod	0.0%	0.0%	0.0%	0.0%

Annual Accomplishments Accomplishment Narrative

Year # Benefiting

2018 0 environmental review complete

UGLG:

Grant Year: 2017

Project: 0001 - 2017 CD

Objective:

IDIS Activity: 43233 - 7217260 Littlefield

Outcome:

Activity to prevent, prepare for, and respond to Coronavirus: No

Status: Completed 05/12/2021

Matrix Code: General Program Administration (21A)

Location:

National Objective:

Initial Funding Date: 01/19/2018

Description:

Financing:

admin

Funded Amount: \$27,000.00

Net Drawn: \$27,000.00

Balance: \$0.00

Proposed Accomplishments:

: 0

Total Population in Service Area: 0

Census Tract Percent Low / Mod: 0.00

Actual Accomplishments:

Number assisted:

	Owner		Renter		Total		Person
	Total	Hispanic	Total	Hispanic	Total	Hispanic	
White:	0	0	0	0	0	0	0
Black/African American:	0	0	0	0	0	0	0
Asian:	0	0	0	0	0	0	0
American Indian/Alaskan Native:	0	0	0	0	0	0	0
Native Hawaiian/Other Pacific Islander:	0	0	0	0	0	0	0
American Indian/Alaskan Native & White:	0	0	0	0	0	0	0
Asian White:	0	0	0	0	0	0	0
Black/African American & White:	0	0	0	0	0	0	0
American Indian/Alaskan Native & Black/African American:	0	0	0	0	0	0	0
Other multi-racial:	0	0	0	0	0	0	0
Asian/Pacific Islander:	0	0	0	0	0	0	0
Hispanic:	0	0	0	0	0	0	0
Total:	0	0	0	0	0	0	0
Female-headed Households:	0		0		0		

Income Category:

	Owner	Renter	Total	Person
Extremely Low	0	0	0	0
Low Mod	0	0	0	0
Moderate	0	0	0	0
Non Low Moderate	0	0	0	0
Total	0	0	0	0
Percent Low/Mod	0.0%	0.0%	0.0%	0.0%

Annual Accomplishments

Accomplishment Narrative

Year # Benefiting  
 UGLG: Littlefield  
 Grant Year: 2017

Project: 0001 - 2017 CD

Objective: Create suitable living environments

IDIS Activity: 43234 - 7217260 Littlefield

Outcome: Sustainability

Activity to prevent, prepare for, and respond to Coronavirus: No

Status: Completed 05/12/2021

Matrix Code: Water/Sewer Improvements (03J)

Location:

PO Box 1267 Littlefield, TX 79339-1267

National Objective: LMA

Initial Funding Date: 01/19/2018  
 Financing:  
 Funded Amount: \$248,000.00  
 Net Drawn: \$248,000.00  
 Balance: \$0.00

Description:

Contractor shall install one (1) SCADA system, one (1) turbidity filter system and media, approximately two hundred linear feet (200 l.f.) of six-inch water line, casing, hydrants, service reconnections, pavement repair, and all associated appurtenances.

Proposed Accomplishments:

People (General) : 6,225  
 Total Population in Service Area: 6,225  
 Census Tract Percent Low / Mod: 53.50

Actual Accomplishments:

Number assisted:

	Owner		Renter		Total		Person
	Total	Hispanic	Total	Hispanic	Total	Hispanic	
White:	0	0	0	0	0	0	0
Black/African American:	0	0	0	0	0	0	0
Asian:	0	0	0	0	0	0	0
American Indian/Alaskan Native:	0	0	0	0	0	0	0
Native Hawaiian/Other Pacific Islander:	0	0	0	0	0	0	0
American Indian/Alaskan Native & White:	0	0	0	0	0	0	0
Asian White:	0	0	0	0	0	0	0
Black/African American & White:	0	0	0	0	0	0	0
American Indian/Alaskan Native & Black/African American:	0	0	0	0	0	0	0
Other multi-racial:	0	0	0	0	0	0	0
Asian/Pacific Islander:	0	0	0	0	0	0	0
Hispanic:	0	0	0	0	0	0	0
Total:	0	0	0	0	0	0	0
Female-headed Households:	0		0		0		

Income Category:

Owner Renter Total Person

Extremely Low	0	0	0	0
Low Mod	0	0	0	0
Moderate	0	0	0	0
Non Low Moderate	0	0	0	0
Total	0	0	0	0
Percent Low/Mod	0.0%	0.0%	0.0%	0.0%

Annual Accomplishments      Accomplishment Narrative

Year      # Benefiting

2018      0 environmental review complete

UGLG:

Grant Year:      2017

Project:      0001 - 2017 CD

Objective:

IDIS Activity:      43257 - 7217281 Marion County

Outcome:

Activity to prevent, prepare for, and respond to Coronavirus:      No

Status:      Completed      01/22/2021

Matrix Code:      General Program Administration (21A)

Location:

National Objective:

, -

Initial Funding Date:      01/19/2018

Description:

Financing:

admin

Funded Amount:      \$29,000.00

Net Drawn:      \$29,000.00

Balance:      \$0.00

Proposed Accomplishments:

: 0

Total Population in Service Area: 0

Census Tract Percent Low / Mod: 0.00

Actual Accomplishments:

Number assisted:

Owner

Renter

Total

	Total	Hispanic	Total	Hispanic	Total	Hispanic	Person
White:	0	0	0	0	0	0	0
Black/African American:	0	0	0	0	0	0	0
Asian:	0	0	0	0	0	0	0
American Indian/Alaskan Native:	0	0	0	0	0	0	0
Native Hawaiian/Other Pacific Islander:	0	0	0	0	0	0	0
American Indian/Alaskan Native & White:	0	0	0	0	0	0	0
Asian White:	0	0	0	0	0	0	0
Black/African American & White:	0	0	0	0	0	0	0
American Indian/Alaskan Native & Black/African American:	0	0	0	0	0	0	0
Other multi-racial:	0	0	0	0	0	0	0
Asian/Pacific Islander:	0	0	0	0	0	0	0
Hispanic:	0	0	0	0	0	0	0
Total:	0	0	0	0	0	0	0
Female-headed Households:	0		0		0		

Income Category:

	Owner	Renter	Total	Person
Extremely Low	0	0	0	0
Low Mod	0	0	0	0
Moderate	0	0	0	0
Non Low Moderate	0	0	0	0
Total	0	0	0	0
Percent Low/Mod	0.0%	0.0%	0.0%	0.0%

Annual Accomplishments

Accomplishment Narrative

Year # Benefiting

UGLG: Marion County

Grant Year: 2017

Project: 0001 - 2017 CD

Objective: Create suitable living environments

IDIS Activity: 43258 - 7217281 Marion County

Outcome: Sustainability

Activity to prevent, prepare for, and respond to Coronavirus: No

Status: Completed 01/22/2021

Matrix Code: Water/Sewer Improvements (03J)

Location:

102 W Austin St Ste 205 Jefferson, TX 75657-2266

National Objective: LMA

Initial Funding Date: 01/19/2018  
 Financing:  
 Funded Amount: \$244,091.36  
 Net Drawn: \$244,091.36  
 Balance: \$0.00

Description:  
 Contractor shall install four (4) high service pumps, one (1) pump station building, and all associated appurtenances.  
 Construction shall take place north of the intersection of State Highway 155 and FM 729.

Proposed Accomplishments:  
 People (General) : 1,024  
 Total Population in Service Area: 1,024  
 Census Tract Percent Low / Mod: 75.50

Actual Accomplishments:

Number assisted:

	Owner		Renter		Total		Person
	Total	Hispanic	Total	Hispanic	Total	Hispanic	
White:	0	0	0	0	0	0	0
Black/African American:	0	0	0	0	0	0	0
Asian:	0	0	0	0	0	0	0
American Indian/Alaskan Native:	0	0	0	0	0	0	0
Native Hawaiian/Other Pacific Islander:	0	0	0	0	0	0	0
American Indian/Alaskan Native & White:	0	0	0	0	0	0	0
Asian White:	0	0	0	0	0	0	0
Black/African American & White:	0	0	0	0	0	0	0
American Indian/Alaskan Native & Black/African American:	0	0	0	0	0	0	0
Other multi-racial:	0	0	0	0	0	0	0
Asian/Pacific Islander:	0	0	0	0	0	0	0
Hispanic:	0	0	0	0	0	0	0
Total:	0	0	0	0	0	0	0
Female-headed Households:	0		0		0		

Income Category:

	Owner	Renter	Total	Person
Extremely Low	0	0	0	0
Low Mod	0	0	0	0

Moderate	0	0	0	0
Non Low Moderate	0	0	0	0
Total	0	0	0	0
Percent Low/Mod	0.0%	0.0%	0.0%	0.0%

Annual Accomplishments      Accomplishment Narrative

Year      # Benefiting  
2017

0 construction contract executed

UGLG:

Grant Year: 2017

Project: 0001 - 2017 CD

Objective:

IDIS Activity: 43259 - 7217289 Marquez

Outcome:

Activity to prevent, prepare for, and respond to Coronavirus: No

Status: Open

Matrix Code: General Program Administration (21A)

Location:

National Objective:

Initial Funding Date: 01/19/2018

Description:

Financing:

admin

Funded Amount: \$30,250.00

Net Drawn: \$30,250.00

Balance: \$0.00

Proposed Accomplishments:

: 0

Total Population in Service Area: 0

Census Tract Percent Low / Mod: 0.00

Actual Accomplishments:

Number assisted:

White:

Owner		Renter		Total		
Total	Hispanic	Total	Hispanic	Total	Hispanic	Person
0	0	0	0	0	0	0

Black/African American:	0	0	0	0	0	0	0
Asian:	0	0	0	0	0	0	0
American Indian/Alaskan Native:	0	0	0	0	0	0	0
Native Hawaiian/Other Pacific Islander:	0	0	0	0	0	0	0
American Indian/Alaskan Native & White:	0	0	0	0	0	0	0
Asian White:	0	0	0	0	0	0	0
Black/African American & White:	0	0	0	0	0	0	0
American Indian/Alaskan Native & Black/African American:	0	0	0	0	0	0	0
Other multi-racial:	0	0	0	0	0	0	0
Asian/Pacific Islander:	0	0	0	0	0	0	0
Hispanic:	0	0	0	0	0	0	0
Total:	0	0	0	0	0	0	0
Female-headed Households:	0		0		0		0

Income Category:

	Owner	Renter	Total	Person
Extremely Low	0	0	0	0
Low Mod	0	0	0	0
Moderate	0	0	0	0
Non Low Moderate	0	0	0	0
Total	0	0	0	0
Percent Low/Mod	0.0%	0.0%	0.0%	0.0%

Annual Accomplishments

Accomplishment Narrative

Year # Benefiting

UGLG:

Grant Year: 2017

Project: 0001 - 2017 CD

Objective:

IDIS Activity: 43262 - 7217290 Mathis

Outcome:

Activity to prevent, prepare for, and respond to Coronavirus: No

Status: Completed 01/11/2021

Matrix Code: General Program Administration (21A)

Location:

National Objective:



Initial Funding Date: 01/22/2018  
 Financing:  
 Funded Amount: \$33,000.00  
 Net Drawn: \$33,000.00  
 Balance: \$0.00

Description:  
 admin

Proposed Accomplishments:

: 0  
 Total Population in Service Area: 0  
 Census Tract Percent Low / Mod: 0.00

Actual Accomplishments:

Number assisted:

	Owner		Renter		Total		Person
	Total	Hispanic	Total	Hispanic	Total	Hispanic	
White:	0	0	0	0	0	0	0
Black/African American:	0	0	0	0	0	0	0
Asian:	0	0	0	0	0	0	0
American Indian/Alaskan Native:	0	0	0	0	0	0	0
Native Hawaiian/Other Pacific Islander:	0	0	0	0	0	0	0
American Indian/Alaskan Native & White:	0	0	0	0	0	0	0
Asian White:	0	0	0	0	0	0	0
Black/African American & White:	0	0	0	0	0	0	0
American Indian/Alaskan Native & Black/African American:	0	0	0	0	0	0	0
Other multi-racial:	0	0	0	0	0	0	0
Asian/Pacific Islander:	0	0	0	0	0	0	0
Hispanic:	0	0	0	0	0	0	0
Total:	0	0	0	0	0	0	0
Female-headed Households:	0		0		0		

Income Category:

	Owner	Renter	Total	Person
Extremely Low	0	0	0	0
Low Mod	0	0	0	0
Moderate	0	0	0	0
Non Low Moderate	0	0	0	0

Total 0 0 0 0  
 Percent Low/Mod 0.0% 0.0% 0.0% 0.0%

Annual Accomplishments Accomplishment Narrative

Year # Benefiting  
 UGLG: MATHIS  
 Grant Year: 2017  
 Project: 0001 - 2017 CD

Objective: Create suitable living environments

IDIS Activity: 43263 - 7217290 Mathis  
 Activity to prevent, prepare for, and respond to Coronavirus: No

Outcome: Sustainability

Status: Completed 01/11/2021  
 Location:  
 411 E San Patricio Ave Mathis, TX 78368-2351

Matrix Code: Water/Sewer Improvements (03J)

National Objective: LMA

Initial Funding Date: 01/22/2018  
 Financing:  
 Funded Amount: \$267,000.00  
 Net Drawn: \$267,000.00  
 Balance: \$0.00

Description:  
 Contractor shall renovate backwash water holding ponds, install approximately two (2) filter backwash pump stations, three (3) chemical feed day tanks, and all associated appurtenances.

Proposed Accomplishments:  
 People (General) : 4,980  
 Total Population in Service Area: 4,980  
 Census Tract Percent Low / Mod: 60.70

Actual Accomplishments:

Number assisted:

	Owner		Renter		Total		
	Total	Hispanic	Total	Hispanic	Total	Hispanic	Person
White:	0	0	0	0	0	0	0
Black/African American:	0	0	0	0	0	0	0
Asian:	0	0	0	0	0	0	0
American Indian/Alaskan Native:	0	0	0	0	0	0	0

Native Hawaiian/Other Pacific Islander:	0	0	0	0	0	0	0
American Indian/Alaskan Native & White:	0	0	0	0	0	0	0
Asian White:	0	0	0	0	0	0	0
Black/African American & White:	0	0	0	0	0	0	0
American Indian/Alaskan Native & Black/African American:	0	0	0	0	0	0	0
Other multi-racial:	0	0	0	0	0	0	0
Asian/Pacific Islander:	0	0	0	0	0	0	0
Hispanic:	0	0	0	0	0	0	0
Total:	0	0	0	0	0	0	0
Female-headed Households:	0		0		0		

Income Category:

	Owner	Renter	Total	Person
Extremely Low	0	0	0	0
Low Mod	0	0	0	0
Moderate	0	0	0	0
Non Low Moderate	0	0	0	0
Total	0	0	0	0
Percent Low/Mod	0.0%	0.0%	0.0%	0.0%

Annual Accomplishments

Accomplishment Narrative

Year # Benefiting  
2020

0 \$0.00

UGLG:  
Grant Year: 2017  
Project: 0001 - 2017 CD

Objective:

IDIS Activity: 43264 - 7217291 Maud  
Activity to prevent, prepare for, and respond to Coronavirus: No

Outcome:

Status: Completed 09/15/2020  
Location:

Matrix Code: General Program Administration (21A)

National Objective:

Initial Funding Date: 01/22/2018  
Financing:

Description:  
admin

Funded Amount: \$30,250.00  
 Net Drawn: \$30,250.00  
 Balance: \$0.00

Proposed Accomplishments:

: 0  
 Total Population in Service Area: 0  
 Census Tract Percent Low / Mod: 0.00

Actual Accomplishments:

Number assisted:

	Owner		Renter		Total		Person
	Total	Hispanic	Total	Hispanic	Total	Hispanic	
White:	0	0	0	0	0	0	0
Black/African American:	0	0	0	0	0	0	0
Asian:	0	0	0	0	0	0	0
American Indian/Alaskan Native:	0	0	0	0	0	0	0
Native Hawaiian/Other Pacific Islander:	0	0	0	0	0	0	0
American Indian/Alaskan Native & White:	0	0	0	0	0	0	0
Asian White:	0	0	0	0	0	0	0
Black/African American & White:	0	0	0	0	0	0	0
American Indian/Alaskan Native & Black/African American:	0	0	0	0	0	0	0
Other multi-racial:	0	0	0	0	0	0	0
Asian/Pacific Islander:	0	0	0	0	0	0	0
Hispanic:	0	0	0	0	0	0	0
Total:	0	0	0	0	0	0	0
Female-headed Households:	0		0		0		

Income Category:

	Owner	Renter	Total	Person
Extremely Low	0	0	0	0
Low Mod	0	0	0	0
Moderate	0	0	0	0
Non Low Moderate	0	0	0	0
Total	0	0	0	0
Percent Low/Mod	0.0%	0.0%	0.0%	0.0%

Annual Accomplishments      Accomplishment Narrative

Year      # Benefiting  
 UGLG:      MAUD  
 Grant Year:      2017

Project:      0001 - 2017 CD

Objective:      Create suitable living environments

IDIS Activity:      43265 - 7217291 Maud

Outcome:      Sustainability

Activity to prevent, prepare for, and respond to Coronavirus:      No

Status:      Completed      09/15/2020

Matrix Code:      Water/Sewer Improvements (03J)

Location:

PO Box 100      Maud, TX 75567-0100

National Objective:      LMA

Initial Funding Date:      01/22/2018

Description:

Financing:  
 Funded Amount:      \$244,750.00  
 Net Drawn:      \$244,750.00  
 Balance:      \$0.00

Contractor shall install approximately one thousand three hundred seventy-five linear feet (1,375 l.f.) of six-inch (6) and three hundred ten linear feet (310 l.f.) of four-inch (4) water line, fire hydrants, gate valves, service reconnections, and all associated

Proposed Accomplishments:

People (General) :      86  
 Total Population in Service Area:      86  
 Census Tract Percent Low / Mod:      82.50

Actual Accomplishments:

Number assisted:

	Owner		Renter		Total		Person
	Total	Hispanic	Total	Hispanic	Total	Hispanic	
White:	0	0	0	0	0	0	0
Black/African American:	0	0	0	0	0	0	0
Asian:	0	0	0	0	0	0	0
American Indian/Alaskan Native:	0	0	0	0	0	0	0
Native Hawaiian/Other Pacific Islander:	0	0	0	0	0	0	0
American Indian/Alaskan Native & White:	0	0	0	0	0	0	0
Asian White:	0	0	0	0	0	0	0

Black/African American & White:	0	0	0	0	0	0	0
American Indian/Alaskan Native & Black/African American:	0	0	0	0	0	0	0
Other multi-racial:	0	0	0	0	0	0	0
Asian/Pacific Islander:	0	0	0	0	0	0	0
Hispanic:	0	0	0	0	0	0	0
Total:	0	0	0	0	0	0	0
Female-headed Households:	0		0		0		

Income Category:

	Owner	Renter	Total	Person
Extremely Low	0	0	0	0
Low Mod	0	0	0	0
Moderate	0	0	0	0
Non Low Moderate	0	0	0	0
Total	0	0	0	0
Percent Low/Mod	0.0%	0.0%	0.0%	0.0%

Annual Accomplishments

Accomplishment Narrative

Year # Benefiting

2017 0 Project is 0-25% complete

UGLG:

Grant Year: 2017

Project: 0001 - 2017 CD

Objective:

IDIS Activity: 43271 - 7217310 Milford

Outcome:

Activity to prevent, prepare for, and respond to Coronavirus: No

Status: Completed 03/16/2021

Matrix Code: General Program Administration (21A)

Location:

National Objective:

Initial Funding Date: 01/22/2018

Description:

Financing:

admin

Funded Amount: \$26,125.00

Net Drawn: \$26,125.00

Balance: \$0.00

Proposed Accomplishments:

: 0  
 Total Population in Service Area: 0  
 Census Tract Percent Low / Mod: 0.00

Actual Accomplishments:

Number assisted:

	Owner		Renter		Total		Person
	Total	Hispanic	Total	Hispanic	Total	Hispanic	
White:	0	0	0	0	0	0	0
Black/African American:	0	0	0	0	0	0	0
Asian:	0	0	0	0	0	0	0
American Indian/Alaskan Native:	0	0	0	0	0	0	0
Native Hawaiian/Other Pacific Islander:	0	0	0	0	0	0	0
American Indian/Alaskan Native & White:	0	0	0	0	0	0	0
Asian White:	0	0	0	0	0	0	0
Black/African American & White:	0	0	0	0	0	0	0
American Indian/Alaskan Native & Black/African American:	0	0	0	0	0	0	0
Other multi-racial:	0	0	0	0	0	0	0
Asian/Pacific Islander:	0	0	0	0	0	0	0
Hispanic:	0	0	0	0	0	0	0
Total:	0	0	0	0	0	0	0
Female-headed Households:	0		0		0		

Income Category:

	Owner	Renter	Total	Person
Extremely Low	0	0	0	0
Low Mod	0	0	0	0
Moderate	0	0	0	0
Non Low Moderate	0	0	0	0
Total	0	0	0	0
Percent Low/Mod	0.0%	0.0%	0.0%	0.0%

Annual Accomplishments

Accomplishment Narrative

Year # Benefiting

UGLG: MILFORD  
 Grant Year: 2017  
 Project: 0001 - 2017 CD

Objective: Create suitable living environments

IDIS Activity: 43272 - 7217310 Milford  
 Activity to prevent, prepare for, and respond to Coronavirus: No

Outcome: Sustainability

Status: Completed 03/16/2021  
 Location:  
 PO Box 538 Milford, TX 76670-0538

Matrix Code: Water/Sewer Improvements (03J)

National Objective: LMA

Initial Funding Date: 01/22/2018  
 Financing:  
 Funded Amount: \$248,875.00  
 Net Drawn: \$248,875.00  
 Balance: \$0.00

Description:  
 Contractor shall install one (1) automatic bar screen, headworks repairs, approximately two thousand three hundred linear feet (2,300 l.f.) of eight-inch  
 (8

Proposed Accomplishments:

People (General) : 605  
 Total Population in Service Area: 605  
 Census Tract Percent Low / Mod: 56.20

Actual Accomplishments:

Number assisted:

	Owner		Renter		Total		Person
	Total	Hispanic	Total	Hispanic	Total	Hispanic	
White:	0	0	0	0	0	0	0
Black/African American:	0	0	0	0	0	0	0
Asian:	0	0	0	0	0	0	0
American Indian/Alaskan Native:	0	0	0	0	0	0	0
Native Hawaiian/Other Pacific Islander:	0	0	0	0	0	0	0
American Indian/Alaskan Native & White:	0	0	0	0	0	0	0
Asian White:	0	0	0	0	0	0	0
Black/African American & White:	0	0	0	0	0	0	0
American Indian/Alaskan Native & Black/African American:	0	0	0	0	0	0	0



Other multi-racial:	0	0	0	0	0	0	0
Asian/Pacific Islander:	0	0	0	0	0	0	0
Hispanic:	0	0	0	0	0	0	0
Total:	0	0	0	0	0	0	0
Female-headed Households:	0		0		0		

Income Category:

	Owner	Renter	Total	Person
Extremely Low	0	0	0	0
Low Mod	0	0	0	0
Moderate	0	0	0	0
Non Low Moderate	0	0	0	0
Total	0	0	0	0
Percent Low/Mod	0.0%	0.0%	0.0%	0.0%

Annual Accomplishments	Accomplishment Narrative
Year	# Benefiting
2018	0 Project is 0-25% complete

UGLG:  
Grant Year: 2017  
Project: 0001 - 2017 CD

Objective:

IDIS Activity: 43273 - 7217311 Miller's Cove  
Activity to prevent, prepare for, and respond to Coronavirus: No

Outcome:

Status: Completed 01/22/2021  
Location:  
, -

Matrix Code: General Program Administration (21A)

National Objective:

Initial Funding Date: 01/22/2018  
Financing:  
Funded Amount: \$22,000.00  
Net Drawn: \$22,000.00  
Balance: \$0.00

Description:  
admin

Proposed Accomplishments:

: 0

Total Population in Service Area: 0

Census Tract Percent Low / Mod: 0.00

Actual Accomplishments:

Number assisted:

	Owner		Renter		Total		Person
	Total	Hispanic	Total	Hispanic	Total	Hispanic	
White:	0	0	0	0	0	0	0
Black/African American:	0	0	0	0	0	0	0
Asian:	0	0	0	0	0	0	0
American Indian/Alaskan Native:	0	0	0	0	0	0	0
Native Hawaiian/Other Pacific Islander:	0	0	0	0	0	0	0
American Indian/Alaskan Native & White:	0	0	0	0	0	0	0
Asian White:	0	0	0	0	0	0	0
Black/African American & White:	0	0	0	0	0	0	0
American Indian/Alaskan Native & Black/African American:	0	0	0	0	0	0	0
Other multi-racial:	0	0	0	0	0	0	0
Asian/Pacific Islander:	0	0	0	0	0	0	0
Hispanic:	0	0	0	0	0	0	0
Total:	0	0	0	0	0	0	0
Female-headed Households:	0		0		0		

Income Category:

	Owner	Renter	Total	Person
Extremely Low	0	0	0	0
Low Mod	0	0	0	0
Moderate	0	0	0	0
Non Low Moderate	0	0	0	0
Total	0	0	0	0
Percent Low/Mod	0.0%	0.0%	0.0%	0.0%

Annual Accomplishments

Accomplishment Narrative

Year # Benefiting  
 UGLG: MILLERS COVE  
 Grant Year: 2017

Project: 0001 - 2017 CD

Objective: Create suitable living environments

IDIS Activity: 43274 - 7217311 Miller's Cove

Outcome: Sustainability

Activity to prevent, prepare for, and respond to Coronavirus: No

Status: Completed 01/22/2021

Matrix Code: Water/Sewer Improvements (03J)

Location:

PO Box 300 Winfield, TX 75493-0300

National Objective: LMA

Initial Funding Date: 01/22/2018

Description:

Financing:

Contractor shall install one (1) aeration system blower, access walkway, approximately one thousand five hundred linear feet (1,500 l.f.) of six-inch (6s Cove, and in the following locations

Funded Amount: \$245,063.75

Net Drawn: \$245,063.75

Balance: \$0.00

Proposed Accomplishments:

People (General) : 150

Total Population in Service Area: 150

Census Tract Percent Low / Mod: 60.00

Actual Accomplishments:

Number assisted:

	Owner		Renter		Total		Person
	Total	Hispanic	Total	Hispanic	Total	Hispanic	
White:	0	0	0	0	0	0	0
Black/African American:	0	0	0	0	0	0	0
Asian:	0	0	0	0	0	0	0
American Indian/Alaskan Native:	0	0	0	0	0	0	0
Native Hawaiian/Other Pacific Islander:	0	0	0	0	0	0	0
American Indian/Alaskan Native & White:	0	0	0	0	0	0	0
Asian White:	0	0	0	0	0	0	0
Black/African American & White:	0	0	0	0	0	0	0
American Indian/Alaskan Native & Black/African American:	0	0	0	0	0	0	0
Other multi-racial:	0	0	0	0	0	0	0
Asian/Pacific Islander:	0	0	0	0	0	0	0

Hispanic:	0	0	0	0	0	0	0
Total:	0	0	0	0	0	0	0
Female-headed Households:	0		0		0		

Income Category:

	Owner	Renter	Total	Person
Extremely Low	0	0	0	0
Low Mod	0	0	0	0
Moderate	0	0	0	0
Non Low Moderate	0	0	0	0
Total	0	0	0	0
Percent Low/Mod	0.0%	0.0%	0.0%	0.0%

Annual Accomplishments

Accomplishment Narrative

Year # Benefiting

2018 0 construction bidding and award in progress

UGLG:

Grant Year: 2017

Project: 0001 - 2017 CD

Objective:

IDIS Activity: 43277 - 7217491 Webb County

Outcome:

Activity to prevent, prepare for, and respond to Coronavirus: No

Status: Completed 02/26/2021

Matrix Code: General Program Administration (21A)

Location:

National Objective:

Initial Funding Date: 01/22/2018

Description:

Financing:

local admin

Funded Amount: \$25,000.00

Net Drawn: \$25,000.00

Balance: \$0.00

Proposed Accomplishments:

: 0

Total Population in Service Area: 0  
 Census Tract Percent Low / Mod: 0.00

Actual Accomplishments:

Number assisted:

	Owner		Renter		Total		Person
	Total	Hispanic	Total	Hispanic	Total	Hispanic	
White:	0	0	0	0	0	0	0
Black/African American:	0	0	0	0	0	0	0
Asian:	0	0	0	0	0	0	0
American Indian/Alaskan Native:	0	0	0	0	0	0	0
Native Hawaiian/Other Pacific Islander:	0	0	0	0	0	0	0
American Indian/Alaskan Native & White:	0	0	0	0	0	0	0
Asian White:	0	0	0	0	0	0	0
Black/African American & White:	0	0	0	0	0	0	0
American Indian/Alaskan Native & Black/African American:	0	0	0	0	0	0	0
Other multi-racial:	0	0	0	0	0	0	0
Asian/Pacific Islander:	0	0	0	0	0	0	0
Hispanic:	0	0	0	0	0	0	0
Total:	0	0	0	0	0	0	0
Female-headed Households:	0		0		0		

Income Category:

	Owner	Renter	Total	Person
Extremely Low	0	0	0	0
Low Mod	0	0	0	0
Moderate	0	0	0	0
Non Low Moderate	0	0	0	0
Total	0	0	0	0
Percent Low/Mod	0.0%	0.0%	0.0%	0.0%

Annual Accomplishments

Accomplishment Narrative

Year # Benefiting  
 UGLG: WEBB COUNTY  
 Grant Year: 2017  
 Project: 0001 - 2017 CD

Objective: Create suitable living environments

IDIS Activity: 43278 - 7217491 Webb County

Outcome: Sustainability

Activity to prevent, prepare for, and respond to Coronavirus: No

Status: Completed 02/26/2021

Matrix Code: Street Improvements (03K)

Location:

1000 Houston St Laredo, TX 78040-8017

National Objective: LMA

Initial Funding Date: 01/22/2018

Description:

Financing:

Contractor shall reconstruct approximately four thousand linear feet (4,000 l.f.) of street utilizing a six-inch

Funded Amount: \$250,000.00

Net Drawn: \$250,000.00

(6

Balance: \$0.00

Proposed Accomplishments:

People (General) : 128

Total Population in Service Area: 128

Census Tract Percent Low / Mod: 92.90

Actual Accomplishments:

Number assisted:

	Owner		Renter		Total		Person
	Total	Hispanic	Total	Hispanic	Total	Hispanic	
White:	0	0	0	0	0	0	0
Black/African American:	0	0	0	0	0	0	0
Asian:	0	0	0	0	0	0	0
American Indian/Alaskan Native:	0	0	0	0	0	0	0
Native Hawaiian/Other Pacific Islander:	0	0	0	0	0	0	0
American Indian/Alaskan Native & White:	0	0	0	0	0	0	0
Asian White:	0	0	0	0	0	0	0
Black/African American & White:	0	0	0	0	0	0	0
American Indian/Alaskan Native & Black/African American:	0	0	0	0	0	0	0
Other multi-racial:	0	0	0	0	0	0	0
Asian/Pacific Islander:	0	0	0	0	0	0	0
Hispanic:	0	0	0	0	0	0	0

Total: 0 0 0 0 0 0 0  
 Female-headed Households: 0 0 0 0 0 0

Income Category:

	Owner	Renter	Total	Person
Extremely Low	0	0	0	0
Low Mod	0	0	0	0
Moderate	0	0	0	0
Non Low Moderate	0	0	0	0
Total	0	0	0	0
Percent Low/Mod	0.0%	0.0%	0.0%	0.0%

Annual Accomplishments

Accomplishment Narrative

Year # Benefiting  
 2017

0 Environmental review in progress

UGLG:

Grant Year: 2017

Project: 0001 - 2017 CD

Objective:

IDIS Activity: 43287 - 7217331 Nome

Outcome:

Activity to prevent, prepare for, and respond to Coronavirus: No

Status: Completed 09/15/2020

Matrix Code: General Program Administration (21A)

Location:

National Objective:

Initial Funding Date: 01/22/2018

Description:

Financing:

local admin

Funded Amount: \$18,850.00

Net Drawn: \$18,850.00

Balance: \$0.00

Proposed Accomplishments:

: 0

Total Population in Service Area: 0

Census Tract Percent Low / Mod: 0.00

Actual Accomplishments:

Number assisted:

	Owner		Renter		Total		Person
	Total	Hispanic	Total	Hispanic	Total	Hispanic	
White:	0	0	0	0	0	0	0
Black/African American:	0	0	0	0	0	0	0
Asian:	0	0	0	0	0	0	0
American Indian/Alaskan Native:	0	0	0	0	0	0	0
Native Hawaiian/Other Pacific Islander:	0	0	0	0	0	0	0
American Indian/Alaskan Native & White:	0	0	0	0	0	0	0
Asian White:	0	0	0	0	0	0	0
Black/African American & White:	0	0	0	0	0	0	0
American Indian/Alaskan Native & Black/African American:	0	0	0	0	0	0	0
Other multi-racial:	0	0	0	0	0	0	0
Asian/Pacific Islander:	0	0	0	0	0	0	0
Hispanic:	0	0	0	0	0	0	0
Total:	0	0	0	0	0	0	0
Female-headed Households:	0		0		0		

Income Category:

	Owner	Renter	Total	Person
Extremely Low	0	0	0	0
Low Mod	0	0	0	0
Moderate	0	0	0	0
Non Low Moderate	0	0	0	0
Total	0	0	0	0
Percent Low/Mod	0.0%	0.0%	0.0%	0.0%

Annual Accomplishments

Accomplishment Narrative

Year # Benefiting

UGLG: NOME

Grant Year: 2017

Project: 0001 - 2017 CD

Objective: Create suitable living environments



IDIS Activity: 43289 - 7217331 Nome  
 Activity to prevent, prepare for, and respond to Coronavirus: No

Outcome: Sustainability

Status: Completed 09/15/2020

Matrix Code: Water/Sewer Improvements (03J)

Location:

PO Box D Nome, TX 77629-0218

National Objective: LMA

Initial Funding Date: 01/22/2018  
 Financing:  
 Funded Amount: \$256,150.00  
 Net Drawn: \$256,150.00  
 Balance: \$0.00

Description:  
 Contractor shall rehabilitate the raw water pump intake, raw water pond gravity pipe, booster pumps, and treated water pump piping.  
 Including installation of three (3) chemical tanks, three (3) secondary chemical tanks and

Proposed Accomplishments:

People (General) : 435  
 Total Population in Service Area: 435  
 Census Tract Percent Low / Mod: 55.10

Actual Accomplishments:

Number assisted:

	Owner		Renter		Total		Person
	Total	Hispanic	Total	Hispanic	Total	Hispanic	
White:	0	0	0	0	0	0	0
Black/African American:	0	0	0	0	0	0	0
Asian:	0	0	0	0	0	0	0
American Indian/Alaskan Native:	0	0	0	0	0	0	0
Native Hawaiian/Other Pacific Islander:	0	0	0	0	0	0	0
American Indian/Alaskan Native & White:	0	0	0	0	0	0	0
Asian White:	0	0	0	0	0	0	0
Black/African American & White:	0	0	0	0	0	0	0
American Indian/Alaskan Native & Black/African American:	0	0	0	0	0	0	0
Other multi-racial:	0	0	0	0	0	0	0
Asian/Pacific Islander:	0	0	0	0	0	0	0
Hispanic:	0	0	0	0	0	0	0
Total:	0	0	0	0	0	0	0

Female-headed Households: 0 0 0

Income Category:

	Owner	Renter	Total	Person
Extremely Low	0	0	0	0
Low Mod	0	0	0	0
Moderate	0	0	0	0
Non Low Moderate	0	0	0	0
Total	0	0	0	0
Percent Low/Mod	0.0%	0.0%	0.0%	0.0%

Annual Accomplishments

Accomplishment Narrative

Year # Benefiting

2019 0 Contractor shall rehabilitate the raw water pump intake, raw water pond gravity pipe, booster pumps, and treated water pump piping. Including installation of three (3) chemical

UGLG:

Grant Year: 2017

Project: 0001 - 2017 CD

Objective:

IDIS Activity: 43292 - 7217339 Odem

Outcome:

Activity to prevent, prepare for, and respond to Coronavirus: No

Status: Completed 06/29/2021

Matrix Code: General Program Administration (21A)

Location:

National Objective:

Initial Funding Date: 01/22/2018

Description:

Financing:

local admin

Funded Amount: \$33,000.00

Net Drawn: \$33,000.00

Balance: \$0.00

Proposed Accomplishments:

: 0

Total Population in Service Area: 0

Census Tract Percent Low / Mod: 0.00

Actual Accomplishments:

Number assisted:

	Owner		Renter		Total		Person
	Total	Hispanic	Total	Hispanic	Total	Hispanic	
White:	0	0	0	0	0	0	0
Black/African American:	0	0	0	0	0	0	0
Asian:	0	0	0	0	0	0	0
American Indian/Alaskan Native:	0	0	0	0	0	0	0
Native Hawaiian/Other Pacific Islander:	0	0	0	0	0	0	0
American Indian/Alaskan Native & White:	0	0	0	0	0	0	0
Asian White:	0	0	0	0	0	0	0
Black/African American & White:	0	0	0	0	0	0	0
American Indian/Alaskan Native & Black/African American:	0	0	0	0	0	0	0
Other multi-racial:	0	0	0	0	0	0	0
Asian/Pacific Islander:	0	0	0	0	0	0	0
Hispanic:	0	0	0	0	0	0	0
Total:	0	0	0	0	0	0	0
Female-headed Households:	0		0		0		

Income Category:

	Owner	Renter	Total	Person
Extremely Low	0	0	0	0
Low Mod	0	0	0	0
Moderate	0	0	0	0
Non Low Moderate	0	0	0	0
Total	0	0	0	0
Percent Low/Mod	0.0%	0.0%	0.0%	0.0%

Annual Accomplishments

Accomplishment Narrative

Year # Benefiting

UGLG: ODEM

Grant Year: 2017

Project: 0001 - 2017 CD

Objective: Create suitable living environments

IDIS Activity: 43293 - 7217339 Odem

Outcome: Sustainability

Activity to prevent, prepare for, and respond to Coronavirus: No

Status: Completed 06/29/2021

Location:

PO Box 754 Odem, TX 78370-0754

Matrix Code: Water/Sewer Improvements (03J)

National Objective: LMA

Initial Funding Date: 01/22/2018

Financing:

Funded Amount: \$262,788.15

Net Drawn: \$262,788.15

Balance: \$0.00

Description:

Contractor shall install approximately two thousand linear feet (2,000 l.f.) of twelve-inch (12) sewer line, manholes, pavement repair, and all associated appurtenances.

Construction shall take place at the following locations

Proposed Accomplishments:

People (General) : 420

Total Population in Service Area: 420

Census Tract Percent Low / Mod: 77.10

Actual Accomplishments:

Number assisted:

	Owner		Renter		Total		Person
	Total	Hispanic	Total	Hispanic	Total	Hispanic	
White:	0	0	0	0	0	0	0
Black/African American:	0	0	0	0	0	0	0
Asian:	0	0	0	0	0	0	0
American Indian/Alaskan Native:	0	0	0	0	0	0	0
Native Hawaiian/Other Pacific Islander:	0	0	0	0	0	0	0
American Indian/Alaskan Native & White:	0	0	0	0	0	0	0
Asian White:	0	0	0	0	0	0	0
Black/African American & White:	0	0	0	0	0	0	0
American Indian/Alaskan Native & Black/African American:	0	0	0	0	0	0	0
Other multi-racial:	0	0	0	0	0	0	0
Asian/Pacific Islander:	0	0	0	0	0	0	0
Hispanic:	0	0	0	0	0	0	0
Total:	0	0	0	0	0	0	0
Female-headed Households:	0		0		0		

Income Category:

	Owner	Renter	Total	Person
Extremely Low	0	0	0	0
Low Mod	0	0	0	0
Moderate	0	0	0	0
Non Low Moderate	0	0	0	0
Total	0	0	0	0
Percent Low/Mod	0.0%	0.0%	0.0%	0.0%

Annual Accomplishments Accomplishment Narrative

Year # Benefiting

2017 0 construction contract executed

UGLG:

Grant Year: 2017

Project: 0001 - 2017 CD

Objective:

IDIS Activity: 43305 - 7217351 Pecos

Outcome:

Activity to prevent, prepare for, and respond to Coronavirus: No

Status: Completed 02/11/2021

Matrix Code: General Program Administration (21A)

Location:

National Objective:

Initial Funding Date: 01/22/2018

Description:

Financing:

local admin

Funded Amount: \$38,500.00

Net Drawn: \$38,500.00

Balance: \$0.00

Proposed Accomplishments:

: 0

Total Population in Service Area: 0

Census Tract Percent Low / Mod: 0.00

Actual Accomplishments:

Number assisted:

	Owner		Renter		Total		Person
	Total	Hispanic	Total	Hispanic	Total	Hispanic	
White:	0	0	0	0	0	0	0
Black/African American:	0	0	0	0	0	0	0
Asian:	0	0	0	0	0	0	0
American Indian/Alaskan Native:	0	0	0	0	0	0	0
Native Hawaiian/Other Pacific Islander:	0	0	0	0	0	0	0
American Indian/Alaskan Native & White:	0	0	0	0	0	0	0
Asian White:	0	0	0	0	0	0	0
Black/African American & White:	0	0	0	0	0	0	0
American Indian/Alaskan Native & Black/African American:	0	0	0	0	0	0	0
Other multi-racial:	0	0	0	0	0	0	0
Asian/Pacific Islander:	0	0	0	0	0	0	0
Hispanic:	0	0	0	0	0	0	0
Total:	0	0	0	0	0	0	0
Female-headed Households:	0		0		0		

Income Category:

	Owner	Renter	Total	Person
Extremely Low	0	0	0	0
Low Mod	0	0	0	0
Moderate	0	0	0	0
Non Low Moderate	0	0	0	0
Total	0	0	0	0
Percent Low/Mod	0.0%	0.0%	0.0%	0.0%

Annual Accomplishments

Accomplishment Narrative

Year # Benefiting

UGLG: PECOS

Grant Year: 2017

Project: 0001 - 2017 CD

Objective: Create suitable living environments

IDIS Activity: 43306 - 7217351 Pecos

Outcome: Sustainability

Activity to prevent, prepare for, and respond to Coronavirus: No

Status: Completed 02/11/2021

Matrix Code: Water/Sewer Improvements (03J)

Location:

PO Box 929 Pecos, TX 79772-0929

National Objective: LMA

Initial Funding Date: 01/22/2018  
 Financing:  
 Funded Amount: \$311,500.00  
 Net Drawn: \$311,500.00  
 Balance: \$0.00

Description:

Contractor shall install approximately one thousand eight hundred seventy linear feet (1,870 l.f.) of eighteen-inch (18") gravity sewer line, manholes, and all associated appurtenances.

Proposed Accomplishments:

People (General) : 1,275  
 Total Population in Service Area: 1,275  
 Census Tract Percent Low / Mod: 73.30

Actual Accomplishments:

Number assisted:

	Owner		Renter		Total		Person
	Total	Hispanic	Total	Hispanic	Total	Hispanic	
White:	0	0	0	0	0	0	0
Black/African American:	0	0	0	0	0	0	0
Asian:	0	0	0	0	0	0	0
American Indian/Alaskan Native:	0	0	0	0	0	0	0
Native Hawaiian/Other Pacific Islander:	0	0	0	0	0	0	0
American Indian/Alaskan Native & White:	0	0	0	0	0	0	0
Asian White:	0	0	0	0	0	0	0
Black/African American & White:	0	0	0	0	0	0	0
American Indian/Alaskan Native & Black/African American:	0	0	0	0	0	0	0
Other multi-racial:	0	0	0	0	0	0	0
Asian/Pacific Islander:	0	0	0	0	0	0	0
Hispanic:	0	0	0	0	0	0	0
Total:	0	0	0	0	0	0	0
Female-headed Households:	0		0		0		

Income Category:

Owner	Renter	Total	Person
-------	--------	-------	--------

Extremely Low	0	0	0	0
Low Mod	0	0	0	0
Moderate	0	0	0	0
Non Low Moderate	0	0	0	0
Total	0	0	0	0
Percent Low/Mod	0.0%	0.0%	0.0%	0.0%

Annual Accomplishments      Accomplishment Narrative

Year      # Benefiting  
 2018      0 construction contract executed

UGLG:      PELICAN BAY  
 Grant Year:      2017  
 Project:      0001 - 2017 CD

IDIS Activity:      43307 - 7217359 Pelican Bay  
 Activity to prevent, prepare for, and respond to Coronavirus:      No

Status:      Open  
 Location:  
 1300 Pelican Cir      Pelican Bay, TX 76020-4500

Objective:      Create suitable living environments

Outcome:      Sustainability

Matrix Code:      Water/Sewer Improvements (03J)

National Objective:      LMA

Initial Funding Date:      01/22/2018  
 Financing:  
 Funded Amount:      \$237,300.00  
 Net Drawn:      \$237,300.00  
 Balance:      \$0.00

Description:  
 Contractor shall install one (1) water well with submersible pump, electrical controls, and all associated appurtenances.  
 Construction shall take place in the following location: Liberty School Road

Proposed Accomplishments:  
 People (General) : 1,560  
 Total Population in Service Area: 1,560  
 Census Tract Percent Low / Mod: 63.10

Actual Accomplishments:

Number assisted:

	Owner	Renter	Total
--	-------	--------	-------



	Total	Hispanic	Total	Hispanic	Total	Hispanic	Person
White:	0	0	0	0	0	0	0
Black/African American:	0	0	0	0	0	0	0
Asian:	0	0	0	0	0	0	0
American Indian/Alaskan Native:	0	0	0	0	0	0	0
Native Hawaiian/Other Pacific Islander:	0	0	0	0	0	0	0
American Indian/Alaskan Native & White:	0	0	0	0	0	0	0
Asian White:	0	0	0	0	0	0	0
Black/African American & White:	0	0	0	0	0	0	0
American Indian/Alaskan Native & Black/African American:	0	0	0	0	0	0	0
Other multi-racial:	0	0	0	0	0	0	0
Asian/Pacific Islander:	0	0	0	0	0	0	0
Hispanic:	0	0	0	0	0	0	0
Total:	0	0	0	0	0	0	0
Female-headed Households:	0		0		0		

Income Category:

	Owner	Renter	Total	Person
Extremely Low	0	0	0	0
Low Mod	0	0	0	0
Moderate	0	0	0	0
Non Low Moderate	0	0	0	0
Total	0	0	0	0
Percent Low/Mod	0.0%	0.0%	0.0%	0.0%

Annual Accomplishments

Accomplishment Narrative

Year # Benefiting

UGLG:

Grant Year: 2017

Project: 0001 - 2017 CD

Objective:

IDIS Activity: 43314 - 7217389 Quinlan

Outcome:

Activity to prevent, prepare for, and respond to Coronavirus: No

Status: Completed 04/06/2021

Matrix Code: General Program Administration (21A)

Location:

, -

National Objective:

Initial Funding Date: 01/22/2018  
 Financing:  
 Funded Amount: \$26,000.00  
 Net Drawn: \$26,000.00  
 Balance: \$0.00

Description:  
local admin

Proposed Accomplishments:

: 0

Total Population in Service Area: 0

Census Tract Percent Low / Mod: 0.00

Actual Accomplishments:

Number assisted:

	Owner		Renter		Total		Person
	Total	Hispanic	Total	Hispanic	Total	Hispanic	
White:	0	0	0	0	0	0	0
Black/African American:	0	0	0	0	0	0	0
Asian:	0	0	0	0	0	0	0
American Indian/Alaskan Native:	0	0	0	0	0	0	0
Native Hawaiian/Other Pacific Islander:	0	0	0	0	0	0	0
American Indian/Alaskan Native & White:	0	0	0	0	0	0	0
Asian White:	0	0	0	0	0	0	0
Black/African American & White:	0	0	0	0	0	0	0
American Indian/Alaskan Native & Black/African American:	0	0	0	0	0	0	0
Other multi-racial:	0	0	0	0	0	0	0
Asian/Pacific Islander:	0	0	0	0	0	0	0
Hispanic:	0	0	0	0	0	0	0
Total:	0	0	0	0	0	0	0
Female-headed Households:	0		0		0		

Income Category:

	Owner	Renter	Total	Person
Extremely Low	0	0	0	0
Low Mod	0	0	0	0

Moderate	0	0	0	0
Non Low Moderate	0	0	0	0
Total	0	0	0	0
Percent Low/Mod	0.0%	0.0%	0.0%	0.0%

Annual Accomplishments Accomplishment Narrative

Year # Benefiting  
 UGLG: Quinlan  
 Grant Year: 2017

Project: 0001 - 2017 CD

Objective: Create suitable living environments

IDIS Activity: 43315 - 7217389 Quinlan

Outcome: Sustainability

Activity to prevent, prepare for, and respond to Coronavirus: No

Status: Completed 04/06/2021

Matrix Code: Water/Sewer Improvements (03J)

Location:

PO Box 2740 Quinlan, TX 75474-0046

National Objective: LMA

Initial Funding Date: 01/22/2018  
 Financing:  
 Funded Amount: \$249,000.00  
 Net Drawn: \$249,000.00  
 Balance: \$0.00

Description:  
 Contractor shall install one (1) clarifier trough, air header, interior wall rehabilitation, electrical controls, auxiliary generator connections, pumps, guide railing, and all associated appurtenances.

Proposed Accomplishments:

People (General) : 1,400  
 Total Population in Service Area: 1,400  
 Census Tract Percent Low / Mod: 51.70

Actual Accomplishments:

Number assisted:

	Owner		Renter		Total		Person
	Total	Hispanic	Total	Hispanic	Total	Hispanic	
White:	0	0	0	0	0	0	0
Black/African American:	0	0	0	0	0	0	0

Asian:	0	0	0	0	0	0	0
American Indian/Alaskan Native:	0	0	0	0	0	0	0
Native Hawaiian/Other Pacific Islander:	0	0	0	0	0	0	0
American Indian/Alaskan Native & White:	0	0	0	0	0	0	0
Asian White:	0	0	0	0	0	0	0
Black/African American & White:	0	0	0	0	0	0	0
American Indian/Alaskan Native & Black/African American:	0	0	0	0	0	0	0
Other multi-racial:	0	0	0	0	0	0	0
Asian/Pacific Islander:	0	0	0	0	0	0	0
Hispanic:	0	0	0	0	0	0	0
Total:	0	0	0	0	0	0	0
Female-headed Households:	0		0		0		

Income Category:

	Owner	Renter	Total	Person
Extremely Low	0	0	0	0
Low Mod	0	0	0	0
Moderate	0	0	0	0
Non Low Moderate	0	0	0	0
Total	0	0	0	0
Percent Low/Mod	0.0%	0.0%	0.0%	0.0%

Annual Accomplishments

Accomplishment Narrative

Year # Benefiting

2018 0 construction bidding and award in progress

UGLG:

Grant Year: 2017

Project: 0001 - 2017 CD

Objective:

IDIS Activity: 43320 - 7217400 Rio Hondo

Outcome:

Activity to prevent, prepare for, and respond to Coronavirus: No

Status: Completed 08/09/2021

Matrix Code: General Program Administration (21A)

Location:

National Objective:

Initial Funding Date: 01/22/2018  
 Financing:  
 Funded Amount: \$30,250.00  
 Net Drawn: \$30,250.00  
 Balance: \$0.00

Description:  
 local admin

Proposed Accomplishments:

: 0  
 Total Population in Service Area: 0  
 Census Tract Percent Low / Mod: 0.00

Actual Accomplishments:

Number assisted:

	Owner		Renter		Total		Person
	Total	Hispanic	Total	Hispanic	Total	Hispanic	
White:	0	0	0	0	0	0	0
Black/African American:	0	0	0	0	0	0	0
Asian:	0	0	0	0	0	0	0
American Indian/Alaskan Native:	0	0	0	0	0	0	0
Native Hawaiian/Other Pacific Islander:	0	0	0	0	0	0	0
American Indian/Alaskan Native & White:	0	0	0	0	0	0	0
Asian White:	0	0	0	0	0	0	0
Black/African American & White:	0	0	0	0	0	0	0
American Indian/Alaskan Native & Black/African American:	0	0	0	0	0	0	0
Other multi-racial:	0	0	0	0	0	0	0
Asian/Pacific Islander:	0	0	0	0	0	0	0
Hispanic:	0	0	0	0	0	0	0
Total:	0	0	0	0	0	0	0
Female-headed Households:	0		0		0		

Income Category:

	Owner	Renter	Total	Person
Extremely Low	0	0	0	0
Low Mod	0	0	0	0
Moderate	0	0	0	0
Non Low Moderate	0	0	0	0

Total 0 0 0 0  
 Percent Low/Mod 0.0% 0.0% 0.0% 0.0%

Annual Accomplishments Accomplishment Narrative

Year # Benefiting  
 UGLG: RIO HONDO  
 Grant Year: 2017  
 Project: 0001 - 2017 CD

Objective: Create suitable living environments

IDIS Activity: 43321 - 7217400 Rio Hondo  
 Activity to prevent, prepare for, and respond to Coronavirus: No

Outcome: Sustainability

Status: Completed 08/09/2021  
 Location:  
 PO Box 389 Rio Hondo, TX 78583-0389

Matrix Code: Water/Sewer Improvements (03J)

National Objective: LMA

Initial Funding Date: 01/22/2018  
 Financing:  
 Funded Amount: \$244,750.00  
 Net Drawn: \$244,750.00  
 Balance: \$0.00

Description:  
 Contractor shall install one (1) wastewater clarifier, one (1) manual bar screen, electrical controls, piping and connections, and all associated appurtenances.  
 Construction shall take place at the WWTP, located west of Reynold Road.

Proposed Accomplishments:  
 People (General) : 2,765  
 Total Population in Service Area: 2,765  
 Census Tract Percent Low / Mod: 58.50

Actual Accomplishments:

Number assisted:

	Owner		Renter		Total		
	Total	Hispanic	Total	Hispanic	Total	Hispanic	Person
White:	0	0	0	0	0	0	0
Black/African American:	0	0	0	0	0	0	0
Asian:	0	0	0	0	0	0	0
American Indian/Alaskan Native:	0	0	0	0	0	0	0

Native Hawaiian/Other Pacific Islander:	0	0	0	0	0	0	0
American Indian/Alaskan Native & White:	0	0	0	0	0	0	0
Asian White:	0	0	0	0	0	0	0
Black/African American & White:	0	0	0	0	0	0	0
American Indian/Alaskan Native & Black/African American:	0	0	0	0	0	0	0
Other multi-racial:	0	0	0	0	0	0	0
Asian/Pacific Islander:	0	0	0	0	0	0	0
Hispanic:	0	0	0	0	0	0	0
Total:	0	0	0	0	0	0	0
Female-headed Households:	0		0		0		

Income Category:

	Owner	Renter	Total	Person
Extremely Low	0	0	0	0
Low Mod	0	0	0	0
Moderate	0	0	0	0
Non Low Moderate	0	0	0	0
Total	0	0	0	0
Percent Low/Mod	0.0%	0.0%	0.0%	0.0%

Annual Accomplishments

Accomplishment Narrative

Year # Benefiting  
2018

0 construction contract executed

UGLG:

Grant Year: 2017

Project: 0001 - 2017 CD

Objective:

IDIS Activity: 43322 - 7217401 Rio Vista

Outcome:

Activity to prevent, prepare for, and respond to Coronavirus: No

Status: Completed 05/13/2021

Matrix Code: General Program Administration (21A)

Location:

National Objective:

Initial Funding Date: 01/22/2018

Description:

Financing:

local admin

Funded Amount: \$27,650.00  
 Net Drawn: \$27,650.00  
 Balance: \$0.00

Proposed Accomplishments:

: 0  
 Total Population in Service Area: 0  
 Census Tract Percent Low / Mod: 0.00

Actual Accomplishments:

Number assisted:

	Owner		Renter		Total		Person
	Total	Hispanic	Total	Hispanic	Total	Hispanic	
White:	0	0	0	0	0	0	0
Black/African American:	0	0	0	0	0	0	0
Asian:	0	0	0	0	0	0	0
American Indian/Alaskan Native:	0	0	0	0	0	0	0
Native Hawaiian/Other Pacific Islander:	0	0	0	0	0	0	0
American Indian/Alaskan Native & White:	0	0	0	0	0	0	0
Asian White:	0	0	0	0	0	0	0
Black/African American & White:	0	0	0	0	0	0	0
American Indian/Alaskan Native & Black/African American:	0	0	0	0	0	0	0
Other multi-racial:	0	0	0	0	0	0	0
Asian/Pacific Islander:	0	0	0	0	0	0	0
Hispanic:	0	0	0	0	0	0	0
Total:	0	0	0	0	0	0	0
Female-headed Households:	0		0		0		

Income Category:

	Owner	Renter	Total	Person
Extremely Low	0	0	0	0
Low Mod	0	0	0	0
Moderate	0	0	0	0
Non Low Moderate	0	0	0	0
Total	0	0	0	0
Percent Low/Mod	0.0%	0.0%	0.0%	0.0%



Annual Accomplishments Accomplishment Narrative

Year # Benefiting

UGLG: RIO VISTA

Grant Year: 2017

Project: 0001 - 2017 CD

Objective: Create suitable living environments

IDIS Activity: 43323 - 7217401 Rio Vista

Outcome: Sustainability

Activity to prevent, prepare for, and respond to Coronavirus: No

Status: Completed 05/13/2021

Matrix Code: Water/Sewer Improvements (03J)

Location:

PO Box 129 Rio Vista, TX 76093-0129

National Objective: LMA

Initial Funding Date: 01/22/2018

Description:

Financing:

Contractor shall install approximately three thousand one hundred linear feet (1,890 l.f.) of six-inch (6) water lines, gate valves, hydrants, service reconnections, pavement repair, and all associated appurtenances.

Funded Amount: \$228,262.12

Net Drawn: \$228,262.12

Balance: \$0.00

Proposed Accomplishments:

People (General) : 271

Total Population in Service Area: 271

Census Tract Percent Low / Mod: 53.80

Actual Accomplishments:

Number assisted:

	Owner		Renter		Total		
	Total	Hispanic	Total	Hispanic	Total	Hispanic	Person
White:	0	0	0	0	0	0	0
Black/African American:	0	0	0	0	0	0	0
Asian:	0	0	0	0	0	0	0
American Indian/Alaskan Native:	0	0	0	0	0	0	0
Native Hawaiian/Other Pacific Islander:	0	0	0	0	0	0	0
American Indian/Alaskan Native & White:	0	0	0	0	0	0	0
Asian White:	0	0	0	0	0	0	0

Black/African American & White:	0	0	0	0	0	0	0
American Indian/Alaskan Native & Black/African American:	0	0	0	0	0	0	0
Other multi-racial:	0	0	0	0	0	0	0
Asian/Pacific Islander:	0	0	0	0	0	0	0
Hispanic:	0	0	0	0	0	0	0
Total:	0	0	0	0	0	0	0
Female-headed Households:	0		0		0		

Income Category:

	Owner	Renter	Total	Person
Extremely Low	0	0	0	0
Low Mod	0	0	0	0
Moderate	0	0	0	0
Non Low Moderate	0	0	0	0
Total	0	0	0	0
Percent Low/Mod	0.0%	0.0%	0.0%	0.0%

Annual Accomplishments

Accomplishment Narrative

Year # Benefiting  
2018 0 construction contract executed

UGLG: Eastland County

Grant Year: 2017

Project: 0003 - 2017 ED

Objective: Create economic opportunities

IDIS Activity: 43340 - 7217232 Eastland

Outcome: Sustainability

Activity to prevent, prepare for, and respond to Coronavirus: No

Status: Open

Matrix Code: ED Direct Financial Assistance to For-Profits (18A)

Location:

PO Box 749 Eastland, TX 76448-0749

National Objective: LMJ

Initial Funding Date: 01/22/2018

Financing:

Funded Amount: \$594,010.00

Net Drawn: \$594,010.00

Description:

This Texas Capital Fund economic development award will provide sewer infrastructure improvements, as well as engineering and administrative services in support of the creation of a travel center facility operated by TopLine Convenience Store and Red Star

Balance: \$0.00

Proposed Accomplishments:

Jobs : 30  
 Total Population in Service Area: 0  
 Census Tract Percent Low / Mod: 0.00

Actual Accomplishments:

Number assisted:

	Owner		Renter		Total		Person
	Total	Hispanic	Total	Hispanic	Total	Hispanic	
White:	0	0	0	0	0	0	0
Black/African American:	0	0	0	0	0	0	0
Asian:	0	0	0	0	0	0	0
American Indian/Alaskan Native:	0	0	0	0	0	0	0
Native Hawaiian/Other Pacific Islander:	0	0	0	0	0	0	0
American Indian/Alaskan Native & White:	0	0	0	0	0	0	0
Asian White:	0	0	0	0	0	0	0
Black/African American & White:	0	0	0	0	0	0	0
American Indian/Alaskan Native & Black/African American:	0	0	0	0	0	0	0
Other multi-racial:	0	0	0	0	0	0	0
Asian/Pacific Islander:	0	0	0	0	0	0	0
Hispanic:	0	0	0	0	0	0	0
Total:	0	0	0	0	0	0	0
Female-headed Households:	0		0		0		

Income Category:

	Owner	Renter	Total	Person
Extremely Low	0	0	0	0
Low Mod	0	0	0	0
Moderate	0	0	0	0
Non Low Moderate	0	0	0	0
Total	0	0	0	0
Percent Low/Mod	0.0%	0.0%	0.0%	0.0%

Annual Accomplishments      Accomplishment Narrative  
 Year      # Benefiting

UGLG: CITY OF MOUNT VERNON  
 Grant Year: 2017  
 Project: 0003 - 2017 ED

Objective: Create suitable living environments

IDIS Activity: 43345 - 7217212 Mount Vernon  
 Activity to prevent, prepare for, and respond to Coronavirus: No

Outcome: Availability/accessibility

Status: Completed 04/30/2021  
 Location:

Matrix Code: Sidewalks (03L)

PO Box 597 Mount Vernon, TX 75457-0597

National Objective: LMA

Initial Funding Date: 01/23/2018  
 Financing:  
 Funded Amount: \$18,097.00  
 Net Drawn: \$18,097.00  
 Balance: \$0.00

Description:  
 The purpose of this Economic Development project is to provide infrastructure improvements in the form of sidewalk improvements in the Main Street area designated by the Contractor.

Proposed Accomplishments:

People (General) : 0  
 Total Population in Service Area: 2,590  
 Census Tract Percent Low / Mod: 58.10

Actual Accomplishments:

Number assisted:

	Owner		Renter		Total		Person
	Total	Hispanic	Total	Hispanic	Total	Hispanic	
White:	0	0	0	0	0	0	0
Black/African American:	0	0	0	0	0	0	0
Asian:	0	0	0	0	0	0	0
American Indian/Alaskan Native:	0	0	0	0	0	0	0
Native Hawaiian/Other Pacific Islander:	0	0	0	0	0	0	0
American Indian/Alaskan Native & White:	0	0	0	0	0	0	0
Asian White:	0	0	0	0	0	0	0
Black/African American & White:	0	0	0	0	0	0	0
American Indian/Alaskan Native & Black/African American:	0	0	0	0	0	0	0

Other multi-racial:	0	0	0	0	0	0	0
Asian/Pacific Islander:	0	0	0	0	0	0	0
Hispanic:	0	0	0	0	0	0	0
Total:	0	0	0	0	0	0	0
Female-headed Households:	0		0		0		

Income Category:				
	Owner	Renter	Total	Person
Extremely Low	0	0	0	0
Low Mod	0	0	0	0
Moderate	0	0	0	0
Non Low Moderate	0	0	0	0
Total	0	0	0	0
Percent Low/Mod	0.0%	0.0%	0.0%	0.0%

Annual Accomplishments	Accomplishment Narrative
Year	# Benefiting
2018	0 procurement of professional services underway / complete

UGLG:  
Grant Year: 2017  
Project: 0003 - 2017 ED Objective:  
  
IDIS Activity: 43350 - 7217132 Crockett Outcome:  
Activity to prevent, prepare for, and respond to Coronavirus: No  
  
Status: Completed 09/15/2020 Matrix Code: General Program Administration (21A)  
Location: National Objective:

Initial Funding Date: 01/23/2018 Description:  
Financing: local admin  
Funded Amount: \$27,500.00  
Net Drawn: \$27,500.00  
Balance: \$0.00

Proposed Accomplishments:

: 0

Total Population in Service Area: 0

Census Tract Percent Low / Mod: 0.00

Actual Accomplishments:

Number assisted:

	Owner		Renter		Total		Person
	Total	Hispanic	Total	Hispanic	Total	Hispanic	
White:	0	0	0	0	0	0	0
Black/African American:	0	0	0	0	0	0	0
Asian:	0	0	0	0	0	0	0
American Indian/Alaskan Native:	0	0	0	0	0	0	0
Native Hawaiian/Other Pacific Islander:	0	0	0	0	0	0	0
American Indian/Alaskan Native & White:	0	0	0	0	0	0	0
Asian White:	0	0	0	0	0	0	0
Black/African American & White:	0	0	0	0	0	0	0
American Indian/Alaskan Native & Black/African American:	0	0	0	0	0	0	0
Other multi-racial:	0	0	0	0	0	0	0
Asian/Pacific Islander:	0	0	0	0	0	0	0
Hispanic:	0	0	0	0	0	0	0
Total:	0	0	0	0	0	0	0
Female-headed Households:	0		0		0		

Income Category:

	Owner	Renter	Total	Person
Extremely Low	0	0	0	0
Low Mod	0	0	0	0
Moderate	0	0	0	0
Non Low Moderate	0	0	0	0
Total	0	0	0	0
Percent Low/Mod	0.0%	0.0%	0.0%	0.0%

Annual Accomplishments

Accomplishment Narrative

Year # Benefiting

UGLG: CROCKETT

Grant Year: 2017

Project: 0003 - 2017 ED

Objective: Create suitable living environments

IDIS Activity: 43351 - 7217132 Crockett

Outcome: Availability/accessibility

Activity to prevent, prepare for, and respond to Coronavirus: No

Status: Completed 09/09/2020

Matrix Code: Sidewalks (03L)

Location:

200 N 5th St Crockett, TX 75835-1502

National Objective: LMA

Initial Funding Date: 01/23/2018

Description:

Financing:

The purpose of this Economic Development project is to provide infrastructure improvements in the form of sidewalk improvements in the downtown area designated by the Contractor.

Funded Amount: \$221,222.85

Net Drawn: \$221,222.85

Balance: \$0.00

Proposed Accomplishments:

People (General) : 6,740

Total Population in Service Area: 6,740

Census Tract Percent Low / Mod: 59.60

Actual Accomplishments:

Number assisted:

	Owner		Renter		Total		Person
	Total	Hispanic	Total	Hispanic	Total	Hispanic	
White:	0	0	0	0	0	0	0
Black/African American:	0	0	0	0	0	0	0
Asian:	0	0	0	0	0	0	0
American Indian/Alaskan Native:	0	0	0	0	0	0	0
Native Hawaiian/Other Pacific Islander:	0	0	0	0	0	0	0
American Indian/Alaskan Native & White:	0	0	0	0	0	0	0
Asian White:	0	0	0	0	0	0	0
Black/African American & White:	0	0	0	0	0	0	0
American Indian/Alaskan Native & Black/African American:	0	0	0	0	0	0	0
Other multi-racial:	0	0	0	0	0	0	0
Asian/Pacific Islander:	0	0	0	0	0	0	0

Hispanic:	0	0	0	0	0	0	0
Total:	0	0	0	0	0	0	0
Female-headed Households:	0		0		0		

Income Category:

	Owner	Renter	Total	Person
Extremely Low	0	0	0	0
Low Mod	0	0	0	0
Moderate	0	0	0	0
Non Low Moderate	0	0	0	0
Total	0	0	0	0
Percent Low/Mod	0.0%	0.0%	0.0%	0.0%

Annual Accomplishments

Accomplishment Narrative

Year	# Benefiting
2018	0 environmental review complete

UGLG: Hughes Springs

Grant Year: 2017

Project: 0003 - 2017 ED

Objective: Create suitable living environments

IDIS Activity: 43353 - 7217142 Hughes Springs

Outcome: Availability/accessibility

Activity to prevent, prepare for, and respond to Coronavirus: No

Status: Open

Matrix Code: Sidewalks (03L)

Location:

PO Box 805 Hughes Springs, TX 75656-0805

National Objective: LMA

Initial Funding Date: 01/23/2018

Financing:

Funded Amount: \$56,980.00

Net Drawn: \$56,980.00

Balance: \$0.00

Description:

The purpose of this Economic Development project is to provide infrastructure improvements in the form of sidewalk improvements in the downtown area designated by the Contractor.

Proposed Accomplishments:

People (General) : 1,930



Total Population in Service Area: 1,930  
 Census Tract Percent Low / Mod: 56.70

Actual Accomplishments:

Number assisted:

	Owner		Renter		Total		Person
	Total	Hispanic	Total	Hispanic	Total	Hispanic	
White:	0	0	0	0	0	0	0
Black/African American:	0	0	0	0	0	0	0
Asian:	0	0	0	0	0	0	0
American Indian/Alaskan Native:	0	0	0	0	0	0	0
Native Hawaiian/Other Pacific Islander:	0	0	0	0	0	0	0
American Indian/Alaskan Native & White:	0	0	0	0	0	0	0
Asian White:	0	0	0	0	0	0	0
Black/African American & White:	0	0	0	0	0	0	0
American Indian/Alaskan Native & Black/African American:	0	0	0	0	0	0	0
Other multi-racial:	0	0	0	0	0	0	0
Asian/Pacific Islander:	0	0	0	0	0	0	0
Hispanic:	0	0	0	0	0	0	0
Total:	0	0	0	0	0	0	0
Female-headed Households:	0		0		0		

Income Category:

	Owner	Renter	Total	Person
Extremely Low	0	0	0	0
Low Mod	0	0	0	0
Moderate	0	0	0	0
Non Low Moderate	0	0	0	0
Total	0	0	0	0
Percent Low/Mod	0.0%	0.0%	0.0%	0.0%

Annual Accomplishments

Accomplishment Narrative

Year # Benefiting

UGLG: Quinlan

Grant Year: 2017

Project: 0003 - 2017 ED

Objective: Create suitable living environments

IDIS Activity: 43354 - 7217152 Quinlan  
 Activity to prevent, prepare for, and respond to Coronavirus: No

Outcome: Availability/accessibility

Status: Open  
 Location:  
 PO Box 2740 Quinlan, TX 75474-0046

Matrix Code: Sidewalks (03L)

National Objective: LMA

Initial Funding Date: 01/23/2018  
 Financing:  
 Funded Amount: \$250,000.00  
 Net Drawn: \$250,000.00  
 Balance: \$0.00

Description:  
 The purpose of this Economic Development project is to provide infrastructure improvements in the form of sidewalk improvements in the downtown area designated by the Contractor.

Proposed Accomplishments:  
 People (General) : 1,400  
 Total Population in Service Area: 1,400  
 Census Tract Percent Low / Mod: 51.70

Actual Accomplishments:

Number assisted:

	Owner		Renter		Total		Person
	Total	Hispanic	Total	Hispanic	Total	Hispanic	
White:	0	0	0	0	0	0	0
Black/African American:	0	0	0	0	0	0	0
Asian:	0	0	0	0	0	0	0
American Indian/Alaskan Native:	0	0	0	0	0	0	0
Native Hawaiian/Other Pacific Islander:	0	0	0	0	0	0	0
American Indian/Alaskan Native & White:	0	0	0	0	0	0	0
Asian White:	0	0	0	0	0	0	0
Black/African American & White:	0	0	0	0	0	0	0
American Indian/Alaskan Native & Black/African American:	0	0	0	0	0	0	0
Other multi-racial:	0	0	0	0	0	0	0
Asian/Pacific Islander:	0	0	0	0	0	0	0
Hispanic:	0	0	0	0	0	0	0

Total: 0 0 0 0 0 0 0  
 Female-headed Households: 0 0 0 0 0 0

Income Category:

	Owner	Renter	Total	Person
Extremely Low	0	0	0	0
Low Mod	0	0	0	0
Moderate	0	0	0	0
Non Low Moderate	0	0	0	0
Total	0	0	0	0
Percent Low/Mod	0.0%	0.0%	0.0%	0.0%

Annual Accomplishments

Accomplishment Narrative

Year # Benefiting  
 2017 0 environmental review in progress

UGLG: NATALIA

Grant Year: 2017

Project: 0003 - 2017 ED

Objective: Create suitable living environments

IDIS Activity: 43357 - 7217162 Natalia

Outcome: Availability/accessibility

Activity to prevent, prepare for, and respond to Coronavirus: No

Status: Completed 07/15/2021

Matrix Code: Sidewalks (03L)

Location:

PO Box 270 Natalia, TX 78059-0270

National Objective: LMA

Initial Funding Date: 01/23/2018

Financing:

Funded Amount: \$36,194.00

Net Drawn: \$36,194.00

Balance: \$0.00

Description:

The purpose of this Economic Development project is to provide infrastructure improvements in the form of sidewalk improvements in the downtown area designated by the Contractor.

Proposed Accomplishments:

People (General) : 0

Total Population in Service Area: 1,750

Census Tract Percent Low / Mod: 58.50

Actual Accomplishments:

Number assisted:

	Owner		Renter		Total		Person
	Total	Hispanic	Total	Hispanic	Total	Hispanic	
White:	0	0	0	0	0	0	0
Black/African American:	0	0	0	0	0	0	0
Asian:	0	0	0	0	0	0	0
American Indian/Alaskan Native:	0	0	0	0	0	0	0
Native Hawaiian/Other Pacific Islander:	0	0	0	0	0	0	0
American Indian/Alaskan Native & White:	0	0	0	0	0	0	0
Asian White:	0	0	0	0	0	0	0
Black/African American & White:	0	0	0	0	0	0	0
American Indian/Alaskan Native & Black/African American:	0	0	0	0	0	0	0
Other multi-racial:	0	0	0	0	0	0	0
Asian/Pacific Islander:	0	0	0	0	0	0	0
Hispanic:	0	0	0	0	0	0	0
Total:	0	0	0	0	0	0	0
Female-headed Households:	0		0		0		

Income Category:

	Owner	Renter	Total	Person
Extremely Low	0	0	0	0
Low Mod	0	0	0	0
Moderate	0	0	0	0
Non Low Moderate	0	0	0	0
Total	0	0	0	0
Percent Low/Mod	0.0%	0.0%	0.0%	0.0%

Annual Accomplishments

Accomplishment Narrative

Year # Benefiting

2018 0 project design, plans and specs are being prepared by engineer

UGLG: Hughes Springs

Grant Year: 2017

Project: 0003 - 2017 ED

Objective: Create suitable living environments

IDIS Activity: 43367 - 7217142 Hughes Springs

Outcome: Availability/accessibility

Activity to prevent, prepare for, and respond to Coronavirus: No

Status: Open

Matrix Code: Flood Drainage Improvements (031)

Location:

PO Box 805 Hughes Springs, TX 75656-0805

National Objective: LMA

Initial Funding Date: 01/31/2018

Description:

Financing:

The purpose of this Economic Development project is to provide infrastructure improvements in the form of sidewalk improvements in the downtown area designated by the Contractor.

Funded Amount: \$165,520.00

Net Drawn: \$165,520.00

Balance: \$0.00

Proposed Accomplishments:

People (General) : 1,930

Total Population in Service Area: 1,930

Census Tract Percent Low / Mod: 56.70

Actual Accomplishments:

Number assisted:

	Owner		Renter		Total		Person
	Total	Hispanic	Total	Hispanic	Total	Hispanic	
White:	0	0	0	0	0	0	0
Black/African American:	0	0	0	0	0	0	0
Asian:	0	0	0	0	0	0	0
American Indian/Alaskan Native:	0	0	0	0	0	0	0
Native Hawaiian/Other Pacific Islander:	0	0	0	0	0	0	0
American Indian/Alaskan Native & White:	0	0	0	0	0	0	0
Asian White:	0	0	0	0	0	0	0
Black/African American & White:	0	0	0	0	0	0	0
American Indian/Alaskan Native & Black/African American:	0	0	0	0	0	0	0
Other multi-racial:	0	0	0	0	0	0	0
Asian/Pacific Islander:	0	0	0	0	0	0	0
Hispanic:	0	0	0	0	0	0	0

Total: 0 0 0 0 0 0 0  
 Female-headed Households: 0 0 0 0 0 0

Income Category:

	Owner	Renter	Total	Person
Extremely Low	0	0	0	0
Low Mod	0	0	0	0
Moderate	0	0	0	0
Non Low Moderate	0	0	0	0
Total	0	0	0	0
Percent Low/Mod	0.0%	0.0%	0.0%	0.0%

Annual Accomplishments

Accomplishment Narrative

Year # Benefiting  
 2018 0 project design, plans and specs are being prepared by engineer

UGLG: VAL VERDE COUNTY

Grant Year: 2017

Project: 0007 - 2017 CSH

Objective: Create suitable living environments

IDIS Activity: 43384 - 7217013 Val Verde County

Outcome: Sustainability

Activity to prevent, prepare for, and respond to Coronavirus: No

Status: Open

Matrix Code: Other Public Services Not Listed in 05A-05Y, 03T (05Z)

Location:

400 Pecan St Del Rio, TX 78840-5140

National Objective: LMA

Initial Funding Date: 02/16/2018

Financing:

Funded Amount: \$150,000.00

Net Drawn: \$117,564.14

Balance: \$32,435.86

Description:

Contractor shall implement a minimum of sixteen (16) solid waste removal activities, conduct a minimum of five (5) Title Related Services, operate one (1) tool library and maintain and purchase tools as necessary to provide tools for home construction and

Proposed Accomplishments:

People (General) : 4,938

Total Population in Service Area: 4,938

Census Tract Percent Low / Mod: 100.00

Actual Accomplishments:

Number assisted:

	Owner		Renter		Total		Person
	Total	Hispanic	Total	Hispanic	Total	Hispanic	
White:	0	0	0	0	0	0	0
Black/African American:	0	0	0	0	0	0	0
Asian:	0	0	0	0	0	0	0
American Indian/Alaskan Native:	0	0	0	0	0	0	0
Native Hawaiian/Other Pacific Islander:	0	0	0	0	0	0	0
American Indian/Alaskan Native & White:	0	0	0	0	0	0	0
Asian White:	0	0	0	0	0	0	0
Black/African American & White:	0	0	0	0	0	0	0
American Indian/Alaskan Native & Black/African American:	0	0	0	0	0	0	0
Other multi-racial:	0	0	0	0	0	0	0
Asian/Pacific Islander:	0	0	0	0	0	0	0
Hispanic:	0	0	0	0	0	0	0
Total:	0	0	0	0	0	0	0
Female-headed Households:	0		0		0		

Income Category:

	Owner	Renter	Total	Person
Extremely Low	0	0	0	0
Low Mod	0	0	0	0
Moderate	0	0	0	0
Non Low Moderate	0	0	0	0
Total	0	0	0	0
Percent Low/Mod	0.0%	0.0%	0.0%	0.0%

Annual Accomplishments

Accomplishment Narrative

Year # Benefiting

UGLG: VAL VERDE COUNTY

Grant Year: 2017

Project: 0007 - 2017 CSH

Objective: Create suitable living environments

IDIS Activity: 43385 - 7217013 Val Verde County  
 Activity to prevent, prepare for, and respond to Coronavirus: No

Outcome: Sustainability

Status: Open  
 Location:  
 400 Pecan St Del Rio, TX 78840-5140

Matrix Code: Rehab; Single-Unit Residential (14A)

National Objective: LMH

Initial Funding Date: 02/16/2018  
 Financing:  
 Funded Amount: \$663,767.80  
 Net Drawn: \$595,787.63  
 Balance: \$67,980.17

Description:  
 Contractor shall conduct thirteen (13) residential rehabilitations of housing units and shall conduct four (4) reconstructions of housing units through the self-help non-profit for residents of the Colonia SHC service area at an average cost of forty-five thousand dollars

Proposed Accomplishments:  
 Housing Units : 17  
 Total Population in Service Area: 0  
 Census Tract Percent Low / Mod: 0.00

Actual Accomplishments:

Number assisted:

	Owner		Renter		Total		Person
	Total	Hispanic	Total	Hispanic	Total	Hispanic	
White:	0	0	0	0	0	0	0
Black/African American:	0	0	0	0	0	0	0
Asian:	0	0	0	0	0	0	0
American Indian/Alaskan Native:	0	0	0	0	0	0	0
Native Hawaiian/Other Pacific Islander:	0	0	0	0	0	0	0
American Indian/Alaskan Native & White:	0	0	0	0	0	0	0
Asian White:	0	0	0	0	0	0	0
Black/African American & White:	0	0	0	0	0	0	0
American Indian/Alaskan Native & Black/African American:	0	0	0	0	0	0	0
Other multi-racial:	0	0	0	0	0	0	0
Asian/Pacific Islander:	0	0	0	0	0	0	0
Hispanic:	0	0	0	0	0	0	0
Total:	0	0	0	0	0	0	0



Female-headed Households: 0 0 0

Income Category:

	Owner	Renter	Total	Person
Extremely Low	0	0	0	0
Low Mod	0	0	0	0
Moderate	0	0	0	0
Non Low Moderate	0	0	0	0
Total	0	0	0	0
Percent Low/Mod	0.0%	0.0%	0.0%	0.0%

Annual Accomplishments

Accomplishment Narrative

Year # Benefiting

UGLG:

Grant Year: 2017

Project: 0005 - 2017 CFC

Objective:

IDIS Activity: 43403 - 7218075 Val Verde County

Outcome:

Activity to prevent, prepare for, and respond to Coronavirus: No

Status: Open

Matrix Code: General Program Administration (21A)

Location:

National Objective:

, -

Initial Funding Date: 02/27/2018

Description:

Financing:

local admin

Funded Amount: \$50,000.00

Net Drawn: \$31,500.00

Balance: \$18,500.00

Proposed Accomplishments:

: 0

Total Population in Service Area: 0

Census Tract Percent Low / Mod: 0.00

Actual Accomplishments:

Number assisted:

	Owner		Renter		Total		Person
	Total	Hispanic	Total	Hispanic	Total	Hispanic	
White:	0	0	0	0	0	0	0
Black/African American:	0	0	0	0	0	0	0
Asian:	0	0	0	0	0	0	0
American Indian/Alaskan Native:	0	0	0	0	0	0	0
Native Hawaiian/Other Pacific Islander:	0	0	0	0	0	0	0
American Indian/Alaskan Native & White:	0	0	0	0	0	0	0
Asian White:	0	0	0	0	0	0	0
Black/African American & White:	0	0	0	0	0	0	0
American Indian/Alaskan Native & Black/African American:	0	0	0	0	0	0	0
Other multi-racial:	0	0	0	0	0	0	0
Asian/Pacific Islander:	0	0	0	0	0	0	0
Hispanic:	0	0	0	0	0	0	0
Total:	0	0	0	0	0	0	0
Female-headed Households:	0		0		0		

Income Category:

	Owner	Renter	Total	Person
Extremely Low	0	0	0	0
Low Mod	0	0	0	0
Moderate	0	0	0	0
Non Low Moderate	0	0	0	0
Total	0	0	0	0
Percent Low/Mod	0.0%	0.0%	0.0%	0.0%

Annual Accomplishments

Accomplishment Narrative

Year # Benefiting

UGLG: VAL VERDE COUNTY

Grant Year: 2017

Project: 0005 - 2017 CFC

Objective: Create suitable living environments

IDIS Activity: 43404 - 7218075 Val Verde County

Outcome: Sustainability

Activity to prevent, prepare for, and respond to Coronavirus: No

Status: Open  
 Location:  
 400 Pecan St Del Rio, TX 78840-5140

Matrix Code: Water/Sewer Improvements (03J)

National Objective: LMA

Initial Funding Date: 02/27/2018  
 Financing:  
 Funded Amount: \$422,200.00  
 Net Drawn: \$389,588.05  
 Balance: \$32,611.95

Description:  
 Contractor shall provide first-time water access to households in the colonias of Rancho Del Rio, Escondido and San Felipe Pastures.  
 Contractor shall install seventeen thousand three hundred eighty linear feet (17,380 l.f.)

Proposed Accomplishments:  
 People (General) : 107  
 Total Population in Service Area: 107  
 Census Tract Percent Low / Mod: 100.00

Actual Accomplishments:

Number assisted:

	Owner		Renter		Total		Person
	Total	Hispanic	Total	Hispanic	Total	Hispanic	
White:	0	0	0	0	0	0	0
Black/African American:	0	0	0	0	0	0	0
Asian:	0	0	0	0	0	0	0
American Indian/Alaskan Native:	0	0	0	0	0	0	0
Native Hawaiian/Other Pacific Islander:	0	0	0	0	0	0	0
American Indian/Alaskan Native & White:	0	0	0	0	0	0	0
Asian White:	0	0	0	0	0	0	0
Black/African American & White:	0	0	0	0	0	0	0
American Indian/Alaskan Native & Black/African American:	0	0	0	0	0	0	0
Other multi-racial:	0	0	0	0	0	0	0
Asian/Pacific Islander:	0	0	0	0	0	0	0
Hispanic:	0	0	0	0	0	0	0
Total:	0	0	0	0	0	0	0
Female-headed Households:	0		0		0		

Income Category:

	Owner	Renter	Total	Person
Extremely Low	0	0	0	0
Low Mod	0	0	0	0
Moderate	0	0	0	0
Non Low Moderate	0	0	0	0
Total	0	0	0	0
Percent Low/Mod	0.0%	0.0%	0.0%	0.0%

Annual Accomplishments

Accomplishment Narrative

Year # Benefiting

UGLG: CAMERON COUNTY

Grant Year: 2017

Project: 0005 - 2017 CFC

Objective: Create suitable living environments

IDIS Activity: 43406 - 7218005 Cameron County

Outcome: Sustainability

Activity to prevent, prepare for, and respond to Coronavirus: No

Status: Completed 08/11/2021

Matrix Code: Water/Sewer Improvements (03J)

Location:

1100 E Monroe St Brownsville, TX 78520-5883

National Objective: LMA

Initial Funding Date: 02/28/2018

Financing:

Funded Amount: \$486,030.00

Net Drawn: \$486,030.00

Balance: \$0.00

Description:

Contractor shall provide first-time sewer access to households in the colonia of Coronado.

Contractor shall install approximately four thousand two hundred five linear feet (4,205 l.f.) of eight-inch (8) PVC sewer line, manholes, service connections, asphalt and limestone

Proposed Accomplishments:

People (General) : 109

Total Population in Service Area: 109

Census Tract Percent Low / Mod: 100.00

Actual Accomplishments:

Number assisted:

Owner

Renter

Total

	Total	Hispanic	Total	Hispanic	Total	Hispanic	Person
White:	0	0	0	0	0	0	0
Black/African American:	0	0	0	0	0	0	0
Asian:	0	0	0	0	0	0	0
American Indian/Alaskan Native:	0	0	0	0	0	0	0
Native Hawaiian/Other Pacific Islander:	0	0	0	0	0	0	0
American Indian/Alaskan Native & White:	0	0	0	0	0	0	0
Asian White:	0	0	0	0	0	0	0
Black/African American & White:	0	0	0	0	0	0	0
American Indian/Alaskan Native & Black/African American:	0	0	0	0	0	0	0
Other multi-racial:	0	0	0	0	0	0	0
Asian/Pacific Islander:	0	0	0	0	0	0	0
Hispanic:	0	0	0	0	0	0	0
Total:	0	0	0	0	0	0	0
Female-headed Households:	0		0		0		

Income Category:

	Owner	Renter	Total	Person
Extremely Low	0	0	0	0
Low Mod	0	0	0	0
Moderate	0	0	0	0
Non Low Moderate	0	0	0	0
Total	0	0	0	0
Percent Low/Mod	0.0%	0.0%	0.0%	0.0%

Annual Accomplishments

Accomplishment Narrative

Year # Benefiting  
 2018 0 procurement of professional services underway / complete

UGLG: EL PASO COUNTY  
 Grant Year: 2017  
 Project: 0005 - 2017 CFC

IDIS Activity: 43409 - 7218025 El Paso County  
 Activity to prevent, prepare for, and respond to Coronavirus: No

Status: Completed 07/14/2021

Objective: Create suitable living environments

Outcome: Sustainability

Matrix Code: Water/Sewer Improvements (03J)

Location:

500 E San Antonio Ave El Paso, TX 79901-2419

National Objective: LMA

Initial Funding Date: 02/28/2018  
 Financing:  
 Funded Amount: \$475,000.00  
 Net Drawn: \$475,000.00  
 Balance: \$0.00

Description:

Contractor shall provide first-time sewer access to households in the colonia of Morning Glory Manor (Phase I).  
 Contractor shall install approximately five thousand thirty linear feet (5,030 l.f.) of twelve-

Proposed Accomplishments:

People (General) : 211  
 Total Population in Service Area: 211  
 Census Tract Percent Low / Mod: 100.00

Actual Accomplishments:

Number assisted:

	Owner		Renter		Total		Person
	Total	Hispanic	Total	Hispanic	Total	Hispanic	
White:	0	0	0	0	0	0	0
Black/African American:	0	0	0	0	0	0	0
Asian:	0	0	0	0	0	0	0
American Indian/Alaskan Native:	0	0	0	0	0	0	0
Native Hawaiian/Other Pacific Islander:	0	0	0	0	0	0	0
American Indian/Alaskan Native & White:	0	0	0	0	0	0	0
Asian White:	0	0	0	0	0	0	0
Black/African American & White:	0	0	0	0	0	0	0
American Indian/Alaskan Native & Black/African American:	0	0	0	0	0	0	0
Other multi-racial:	0	0	0	0	0	0	0
Asian/Pacific Islander:	0	0	0	0	0	0	0
Hispanic:	0	0	0	0	0	0	0
Total:	0	0	0	0	0	0	0
Female-headed Households:	0		0		0		

Income Category:

Owner Renter Total Person

Extremely Low	0	0	0	0
Low Mod	0	0	0	0
Moderate	0	0	0	0
Non Low Moderate	0	0	0	0
Total	0	0	0	0
Percent Low/Mod	0.0%	0.0%	0.0%	0.0%

Annual Accomplishments Accomplishment Narrative

Year # Benefiting  
2021 0 \$0.00

UGLG: EL PASO COUNTY

Grant Year: 2017

Project: 0005 - 2017 CFC

Objective: Create suitable living environments

IDIS Activity: 43410 - 7218025 El Paso County

Outcome: Sustainability

Activity to prevent, prepare for, and respond to Coronavirus: No

Status: Completed 07/14/2021

Matrix Code: Rehab; Single-Unit Residential (14A)

Location:

500 E San Antonio Ave El Paso, TX 79901-2419

National Objective: LMH

Initial Funding Date: 02/28/2018

Financing:

Funded Amount: \$25,000.00

Net Drawn: \$25,000.00

Balance: \$0.00

Description:

Contractor shall provide first-time sewer access to households in the colonia of Morning Glory Manor (Phase I).

Contractor shall install approximately five thousand thirty linear feet (5,030 l.f.) of twelve-

Proposed Accomplishments:

Housing Units : 51

Total Population in Service Area: 0

Census Tract Percent Low / Mod: 0.00

Actual Accomplishments:

Number assisted:

Owner	Renter	Total
-------	--------	-------

	Total	Hispanic	Total	Hispanic	Total	Hispanic	Person
White:	51	51	0	0	51	51	0
Black/African American:	0	0	0	0	0	0	0
Asian:	0	0	0	0	0	0	0
American Indian/Alaskan Native:	0	0	0	0	0	0	0
Native Hawaiian/Other Pacific Islander:	0	0	0	0	0	0	0
American Indian/Alaskan Native & White:	0	0	0	0	0	0	0
Asian White:	0	0	0	0	0	0	0
Black/African American & White:	0	0	0	0	0	0	0
American Indian/Alaskan Native & Black/African American:	0	0	0	0	0	0	0
Other multi-racial:	0	0	0	0	0	0	0
Asian/Pacific Islander:	0	0	0	0	0	0	0
Hispanic:	0	0	0	0	0	0	0
Total:	51	51	0	0	51	51	0
Female-headed Households:	1		0		1		

Income Category:

	Owner	Renter	Total	Person
Extremely Low	1	0	1	0
Low Mod	32	0	32	0
Moderate	18	0	18	0
Non Low Moderate	0	0	0	0
Total	51	0	51	0
Percent Low/Mod	###	0.0%	100%	0.0%

Annual Accomplishments

Accomplishment Narrative

Year # Benefiting  
 2018 0 Project is 0-25% complete

UGLG: ELGIN  
 Grant Year: 2017  
 Project: 0003 - 2017 ED

IDIS Activity: 43626 - 7218012 Elgin  
 Activity to prevent, prepare for, and respond to Coronavirus: No

Status: Canceled 05/04/2021

Objective: Create economic opportunities

Outcome: Availability/accessibility

Matrix Code: ED Direct Financial Assistance to For-Profits (18A)



Location:

PO Box 591 Elgin, TX 78621-0591

National Objective: LMA

Initial Funding Date: 05/10/2018

Financing:

Funded Amount: \$0.00

Net Drawn: \$0.00

Balance: \$0.00

Description:

This Texas Capital Fund economic development award will provide water and sewer infrastructure improvements, as well as engineering and administrative services in support of the creation of a skilled nursing facility developed and owned by Elgin Endeavors NH

Proposed Accomplishments:

Businesses : 0

Total Population in Service Area: 50

Census Tract Percent Low / Mod: 52.00

Actual Accomplishments:

Number assisted:

	Owner		Renter		Total		Person
	Total	Hispanic	Total	Hispanic	Total	Hispanic	
White:	0	0	0	0	0	0	0
Black/African American:	0	0	0	0	0	0	0
Asian:	0	0	0	0	0	0	0
American Indian/Alaskan Native:	0	0	0	0	0	0	0
Native Hawaiian/Other Pacific Islander:	0	0	0	0	0	0	0
American Indian/Alaskan Native & White:	0	0	0	0	0	0	0
Asian White:	0	0	0	0	0	0	0
Black/African American & White:	0	0	0	0	0	0	0
American Indian/Alaskan Native & Black/African American:	0	0	0	0	0	0	0
Other multi-racial:	0	0	0	0	0	0	0
Asian/Pacific Islander:	0	0	0	0	0	0	0
Hispanic:	0	0	0	0	0	0	0
Total:	0	0	0	0	0	0	0
Female-headed Households:	0		0		0		

Income Category:

Owner Renter Total Person

Extremely Low	0	0	0	0
Low Mod	0	0	0	0
Moderate	0	0	0	0
Non Low Moderate	0	0	0	0
Total	0	0	0	0
Percent Low/Mod	0.0%	0.0%	0.0%	0.0%

Annual Accomplishments      Accomplishment Narrative  
 Year      # Benefiting  
 2018      0 procurement of professional services underway / complete

UGLG:  
 Grant Year: 2017  
 Project: 0003 - 2017 ED      Objective:  
 IDIS Activity: 43741 - 7218022 Pittsburg      Outcome:  
 Activity to prevent, prepare for, and respond to Coronavirus: No  
 Status: Open      Matrix Code: General Program Administration (21A)  
 Location:  
 , -      National Objective:

Initial Funding Date: 08/14/2018      Description:  
 Financing: local admin  
 Funded Amount: \$50,000.00  
 Net Drawn: \$45,000.00  
 Balance: \$5,000.00

Proposed Accomplishments:  
 : 0  
 Total Population in Service Area: 0  
 Census Tract Percent Low / Mod: 0.00

Actual Accomplishments:  
 Number assisted:  
 Owner      Renter      Total

	Total	Hispanic	Total	Hispanic	Total	Hispanic	Person
White:	0	0	0	0	0	0	0
Black/African American:	0	0	0	0	0	0	0
Asian:	0	0	0	0	0	0	0
American Indian/Alaskan Native:	0	0	0	0	0	0	0
Native Hawaiian/Other Pacific Islander:	0	0	0	0	0	0	0
American Indian/Alaskan Native & White:	0	0	0	0	0	0	0
Asian White:	0	0	0	0	0	0	0
Black/African American & White:	0	0	0	0	0	0	0
American Indian/Alaskan Native & Black/African American:	0	0	0	0	0	0	0
Other multi-racial:	0	0	0	0	0	0	0
Asian/Pacific Islander:	0	0	0	0	0	0	0
Hispanic:	0	0	0	0	0	0	0
Total:	0	0	0	0	0	0	0
Female-headed Households:	0		0		0		

Income Category:

	Owner	Renter	Total	Person
Extremely Low	0	0	0	0
Low Mod	0	0	0	0
Moderate	0	0	0	0
Non Low Moderate	0	0	0	0
Total	0	0	0	0
Percent Low/Mod	0.0%	0.0%	0.0%	0.0%

Annual Accomplishments

Accomplishment Narrative

Year # Benefiting

UGLG: PITTSBURG

Grant Year: 2017

Project: 0003 - 2017 ED

Objective: Create economic opportunities

IDIS Activity: 43742 - 7218022 Pittsburg

Outcome: Sustainability

Activity to prevent, prepare for, and respond to Coronavirus: No

Status: Open

Matrix Code: ED Direct Financial Assistance to For-Profits (18A)

Location:

200 Rusk St Pittsburg, TX 75686-1341

National Objective: LMA

Initial Funding Date: 08/14/2018  
 Financing:  
 Funded Amount: \$517,200.00  
 Net Drawn: \$511,380.00  
 Balance: \$5,820.00

Description:  
 This Texas Capital Fund economic development award will provide water, sewer and street infrastructure improvements, as well as engineering and administrative services, in support of the creation of a travel center facility operated by Kim's Convenience Stores,

Proposed Accomplishments:  
 Businesses : 50  
 Total Population in Service Area: 50  
 Census Tract Percent Low / Mod: 52.00

Actual Accomplishments:

Number assisted:

	Owner		Renter		Total		Person
	Total	Hispanic	Total	Hispanic	Total	Hispanic	
White:	0	0	0	0	0	0	0
Black/African American:	0	0	0	0	0	0	0
Asian:	0	0	0	0	0	0	0
American Indian/Alaskan Native:	0	0	0	0	0	0	0
Native Hawaiian/Other Pacific Islander:	0	0	0	0	0	0	0
American Indian/Alaskan Native & White:	0	0	0	0	0	0	0
Asian White:	0	0	0	0	0	0	0
Black/African American & White:	0	0	0	0	0	0	0
American Indian/Alaskan Native & Black/African American:	0	0	0	0	0	0	0
Other multi-racial:	0	0	0	0	0	0	0
Asian/Pacific Islander:	0	0	0	0	0	0	0
Hispanic:	0	0	0	0	0	0	0
Total:	0	0	0	0	0	0	0
Female-headed Households:	0		0		0		

Income Category:

	Owner	Renter	Total	Person
Extremely Low	0	0	0	0
Low Mod	0	0	0	0

Moderate	0	0	0	0
Non Low Moderate	0	0	0	0
Total	0	0	0	0
Percent Low/Mod	0.0%	0.0%	0.0%	0.0%

Annual Accomplishments      Accomplishment Narrative  
 Year      # Benefiting  
 2018      0 procurement of professional services underway / complete

UGLG:  
 Grant Year: 2017  
 Project: 0003 - 2017 ED      Objective:  
 IDIS Activity: 43745 - 7218042 Sulphur Springs      Outcome:  
 Activity to prevent, prepare for, and respond to Coronavirus: No  
 Status: Open      Matrix Code: General Program Administration (21A)  
 Location:  
 , -      National Objective:

Initial Funding Date: 08/14/2018      Description:  
 Financing: local admin  
 Funded Amount: \$50,000.00  
 Net Drawn: \$27,500.00  
 Balance: \$22,500.00

Proposed Accomplishments:  
 : 0  
 Total Population in Service Area: 0  
 Census Tract Percent Low / Mod: 0.00

Actual Accomplishments:  
 Number assisted:

	Owner		Renter		Total		
White:	Total	Hispanic	Total	Hispanic	Total	Hispanic	Person
	0	0	0	0	0	0	0

Black/African American:	0	0	0	0	0	0	0
Asian:	0	0	0	0	0	0	0
American Indian/Alaskan Native:	0	0	0	0	0	0	0
Native Hawaiian/Other Pacific Islander:	0	0	0	0	0	0	0
American Indian/Alaskan Native & White:	0	0	0	0	0	0	0
Asian White:	0	0	0	0	0	0	0
Black/African American & White:	0	0	0	0	0	0	0
American Indian/Alaskan Native & Black/African American:	0	0	0	0	0	0	0
Other multi-racial:	0	0	0	0	0	0	0
Asian/Pacific Islander:	0	0	0	0	0	0	0
Hispanic:	0	0	0	0	0	0	0
Total:	0	0	0	0	0	0	0
Female-headed Households:	0		0		0		

Income Category:

	Owner	Renter	Total	Person
Extremely Low	0	0	0	0
Low Mod	0	0	0	0
Moderate	0	0	0	0
Non Low Moderate	0	0	0	0
Total	0	0	0	0
Percent Low/Mod	0.0%	0.0%	0.0%	0.0%

Annual Accomplishments

Accomplishment Narrative

Year # Benefiting  
 UGLG: BULLARD  
 Grant Year: 2017

Project: 0046 - 2017 State Revolving Fund

Objective: Create suitable living environments

IDIS Activity: 43837 - 7218052 Bullard

Outcome: Sustainability

Activity to prevent, prepare for, and respond to Coronavirus: No

Status: Open

Matrix Code: ED Direct Financial Assistance to For-Profits (18A)

Location:  
 PO Box 107 Bullard, TX 75757-0107

National Objective: LMA

Initial Funding Date: 10/19/2018  
 Financing:  
 Funded Amount: \$940,000.00  
 Net Drawn: \$743,869.14  
 Balance: \$196,130.86

Description:  
 This Texas Capital Fund economic development award will provide sewer, water, and street improvements, as well as engineering and administrative services in support of the creation of a skilled nursing facility operated by Bluebonnet Point Wellness, LLC., in

Proposed Accomplishments:

Businesses : 56  
 Total Population in Service Area: 56  
 Census Tract Percent Low / Mod: 51.70

Actual Accomplishments:

Number assisted:

	Owner		Renter		Total		Person
	Total	Hispanic	Total	Hispanic	Total	Hispanic	
White:	0	0	0	0	0	0	0
Black/African American:	0	0	0	0	0	0	0
Asian:	0	0	0	0	0	0	0
American Indian/Alaskan Native:	0	0	0	0	0	0	0
Native Hawaiian/Other Pacific Islander:	0	0	0	0	0	0	0
American Indian/Alaskan Native & White:	0	0	0	0	0	0	0
Asian White:	0	0	0	0	0	0	0
Black/African American & White:	0	0	0	0	0	0	0
American Indian/Alaskan Native & Black/African American:	0	0	0	0	0	0	0
Other multi-racial:	0	0	0	0	0	0	0
Asian/Pacific Islander:	0	0	0	0	0	0	0
Hispanic:	0	0	0	0	0	0	0
Total:	0	0	0	0	0	0	0
Female-headed Households:	0		0		0		

Income Category:

	Owner	Renter	Total	Person
Extremely Low	0	0	0	0
Low Mod	0	0	0	0
Moderate	0	0	0	0
Non Low Moderate	0	0	0	0

Total 0 0 0 0  
 Percent Low/Mod 0.0% 0.0% 0.0% 0.0%

Annual Accomplishments Accomplishment Narrative

Year # Benefiting  
 2018 0 environmental review complete

UGLG: Jim Wells County

Grant Year: 2017

Project: 0005 - 2017 CFC

Objective: Create suitable living environments

IDIS Activity: 43937 - 7218105 Jim Wells County

Outcome: Sustainability

Activity to prevent, prepare for, and respond to Coronavirus: No

Status: Open

Matrix Code: Water/Sewer Improvements (03J)

Location:

200 N Almond St Rm 101 Alice, TX 78332-4845

National Objective: LMA

Initial Funding Date: 12/14/2018

Description:

Financing: first-time water, water and housing improvements for the residents of KieslingHowell colonia.

Funded Amount: \$215,116.35

Net Drawn: \$23,000.00

Balance: \$192,116.35

Proposed Accomplishments:

People (General) : 76

Total Population in Service Area: 76

Census Tract Percent Low / Mod: 89.40

Actual Accomplishments:

Number assisted:

	Owner		Renter		Total		
	Total	Hispanic	Total	Hispanic	Total	Hispanic	Person
White:	0	0	0	0	0	0	0
Black/African American:	0	0	0	0	0	0	0
Asian:	0	0	0	0	0	0	0



American Indian/Alaskan Native:	0	0	0	0	0	0	0
Native Hawaiian/Other Pacific Islander:	0	0	0	0	0	0	0
American Indian/Alaskan Native & White:	0	0	0	0	0	0	0
Asian White:	0	0	0	0	0	0	0
Black/African American & White:	0	0	0	0	0	0	0
American Indian/Alaskan Native & Black/African American:	0	0	0	0	0	0	0
Other multi-racial:	0	0	0	0	0	0	0
Asian/Pacific Islander:	0	0	0	0	0	0	0
Hispanic:	0	0	0	0	0	0	0
Total:	0	0	0	0	0	0	0
Female-headed Households:	0		0		0		

Income Category:

	Owner	Renter	Total	Person
Extremely Low	0	0	0	0
Low Mod	0	0	0	0
Moderate	0	0	0	0
Non Low Moderate	0	0	0	0
Total	0	0	0	0
Percent Low/Mod	0.0%	0.0%	0.0%	0.0%

Annual Accomplishments

Accomplishment Narrative

Year # Benefiting

UGLG:

Grant Year: 2017

Project: 0005 - 2017 CFC

Objective:

IDIS Activity: 43943 - 7218085 Aransas County

Outcome:

Activity to prevent, prepare for, and respond to Coronavirus: No

Status: Canceled 05/12/2021

Matrix Code: General Program Administration (21A)

Location:

National Objective:

Initial Funding Date: 12/17/2018

Description:

Financing:

local admin

Funded Amount: \$0.00  
 Net Drawn: \$0.00  
 Balance: \$0.00

Proposed Accomplishments:

: 0  
 Total Population in Service Area: 0  
 Census Tract Percent Low / Mod: 0.00

Actual Accomplishments:

Number assisted:

	Owner		Renter		Total		Person
	Total	Hispanic	Total	Hispanic	Total	Hispanic	
White:	0	0	0	0	0	0	0
Black/African American:	0	0	0	0	0	0	0
Asian:	0	0	0	0	0	0	0
American Indian/Alaskan Native:	0	0	0	0	0	0	0
Native Hawaiian/Other Pacific Islander:	0	0	0	0	0	0	0
American Indian/Alaskan Native & White:	0	0	0	0	0	0	0
Asian White:	0	0	0	0	0	0	0
Black/African American & White:	0	0	0	0	0	0	0
American Indian/Alaskan Native & Black/African American:	0	0	0	0	0	0	0
Other multi-racial:	0	0	0	0	0	0	0
Asian/Pacific Islander:	0	0	0	0	0	0	0
Hispanic:	0	0	0	0	0	0	0
Total:	0	0	0	0	0	0	0
Female-headed Households:	0		0		0		

Income Category:

	Owner	Renter	Total	Person
Extremely Low	0	0	0	0
Low Mod	0	0	0	0
Moderate	0	0	0	0
Non Low Moderate	0	0	0	0
Total	0	0	0	0
Percent Low/Mod	0.0%	0.0%	0.0%	0.0%

Annual Accomplishments Accomplishment Narrative

Year # Benefiting  
 UGLG: Aransas County  
 Grant Year: 2017  
 Project: 0005 - 2017 CFC

Objective: Create suitable living environments

IDIS Activity: 43944 - 7218085 Aransas County  
 Activity to prevent, prepare for, and respond to Coronavirus: No

Outcome: Sustainability

Status: Canceled 04/30/2021  
 Location:

Matrix Code: Water/Sewer Improvements (03J)

2840 Highway 35 N Rockport, TX 78382-5711

National Objective: LMA

Initial Funding Date: 12/17/2018  
 Financing:  
 Funded Amount: \$0.00  
 Net Drawn: \$0.00  
 Balance: \$0.00

Description:  
 first-time watersewer and watersewer improvements in Bellevue-Guy Epps and Doughty-Mathis colonias

Proposed Accomplishments:  
 People (General) : 56  
 Total Population in Service Area: 56  
 Census Tract Percent Low / Mod: 91.00

Actual Accomplishments:

Number assisted:

	Owner		Renter		Total		Person
	Total	Hispanic	Total	Hispanic	Total	Hispanic	
White:	0	0	0	0	0	0	0
Black/African American:	0	0	0	0	0	0	0
Asian:	0	0	0	0	0	0	0
American Indian/Alaskan Native:	0	0	0	0	0	0	0
Native Hawaiian/Other Pacific Islander:	0	0	0	0	0	0	0
American Indian/Alaskan Native & White:	0	0	0	0	0	0	0
Asian White:	0	0	0	0	0	0	0

Black/African American & White:	0	0	0	0	0	0	0
American Indian/Alaskan Native & Black/African American:	0	0	0	0	0	0	0
Other multi-racial:	0	0	0	0	0	0	0
Asian/Pacific Islander:	0	0	0	0	0	0	0
Hispanic:	0	0	0	0	0	0	0
Total:	0	0	0	0	0	0	0
Female-headed Households:	0		0		0		

Income Category:

	Owner	Renter	Total	Person
Extremely Low	0	0	0	0
Low Mod	0	0	0	0
Moderate	0	0	0	0
Non Low Moderate	0	0	0	0
Total	0	0	0	0
Percent Low/Mod	0.0%	0.0%	0.0%	0.0%

Annual Accomplishments

Accomplishment Narrative

Year # Benefiting

UGLG: Aransas County

Grant Year: 2017

Project: 0005 - 2017 CFC

Objective: Create suitable living environments

IDIS Activity: 43945 - 7218085 Aransas County

Outcome: Sustainability

Activity to prevent, prepare for, and respond to Coronavirus: No

Status: Canceled 04/30/2021

Matrix Code: Rehab; Single-Unit Residential (14A)

Location:

2840 Highway 35 N Rockport, TX 78382-5711

National Objective: LMH

Initial Funding Date: 12/17/2018

Financing: first-time watersewer and watersewer improvements in Bellevue-Guy Epps and Doughty-Mathis colonias

Funded Amount: \$0.00

Net Drawn: \$0.00

Balance: \$0.00

Proposed Accomplishments:

Housing Units : 19

Total Population in Service Area: 0

Census Tract Percent Low / Mod: 0.00

Actual Accomplishments:

Number assisted:

	Owner		Renter		Total		Person
	Total	Hispanic	Total	Hispanic	Total	Hispanic	
White:	0	0	0	0	0	0	0
Black/African American:	0	0	0	0	0	0	0
Asian:	0	0	0	0	0	0	0
American Indian/Alaskan Native:	0	0	0	0	0	0	0
Native Hawaiian/Other Pacific Islander:	0	0	0	0	0	0	0
American Indian/Alaskan Native & White:	0	0	0	0	0	0	0
Asian White:	0	0	0	0	0	0	0
Black/African American & White:	0	0	0	0	0	0	0
American Indian/Alaskan Native & Black/African American:	0	0	0	0	0	0	0
Other multi-racial:	0	0	0	0	0	0	0
Asian/Pacific Islander:	0	0	0	0	0	0	0
Hispanic:	0	0	0	0	0	0	0
Total:	0	0	0	0	0	0	0
Female-headed Households:	0		0		0		

Income Category:

	Owner	Renter	Total	Person
Extremely Low	0	0	0	0
Low Mod	0	0	0	0
Moderate	0	0	0	0
Non Low Moderate	0	0	0	0
Total	0	0	0	0
Percent Low/Mod	0.0%	0.0%	0.0%	0.0%

Annual Accomplishments

Accomplishment Narrative

Year # Benefiting

2018

0 CDBG contract prepared and routed for approval

UGLG: Jim Wells County  
 Grant Year: 2017  
 Project: 0005 - 2017 CFC

Objective: Create suitable living environments

IDIS Activity: 43947 - 7218095 Jim Wells County  
 Activity to prevent, prepare for, and respond to Coronavirus: No

Outcome: Sustainability

Status: Open  
 Location:  
 200 N Almond St Rm 101 Alice, TX 78332-4845

Matrix Code: Water/Sewer Improvements (03J)

National Objective: LMA

Initial Funding Date: 12/17/2018  
 Financing:  
 Funded Amount: \$429,200.00  
 Net Drawn: \$39,900.00  
 Balance: \$389,300.00

Description:  
 first-time water and water improvements for the residents of Alice Acres.

Proposed Accomplishments:  
 People (General) : 100  
 Total Population in Service Area: 100  
 Census Tract Percent Low / Mod: 77.00

Actual Accomplishments:

Number assisted:

	Owner		Renter		Total		Person
	Total	Hispanic	Total	Hispanic	Total	Hispanic	
White:	0	0	0	0	0	0	0
Black/African American:	0	0	0	0	0	0	0
Asian:	0	0	0	0	0	0	0
American Indian/Alaskan Native:	0	0	0	0	0	0	0
Native Hawaiian/Other Pacific Islander:	0	0	0	0	0	0	0
American Indian/Alaskan Native & White:	0	0	0	0	0	0	0
Asian White:	0	0	0	0	0	0	0
Black/African American & White:	0	0	0	0	0	0	0
American Indian/Alaskan Native & Black/African American:	0	0	0	0	0	0	0

Other multi-racial:	0	0	0	0	0	0	0
Asian/Pacific Islander:	0	0	0	0	0	0	0
Hispanic:	0	0	0	0	0	0	0
Total:	0	0	0	0	0	0	0
Female-headed Households:	0		0		0		

Income Category:				
	Owner	Renter	Total	Person
Extremely Low	0	0	0	0
Low Mod	0	0	0	0
Moderate	0	0	0	0
Non Low Moderate	0	0	0	0
Total	0	0	0	0
Percent Low/Mod	0.0%	0.0%	0.0%	0.0%

Annual Accomplishments      Accomplishment Narrative

Year      # Benefiting

UGLG:      SMITH COUNTY

Grant Year:      2017

Project:      0046 - 2017 State Revolving Fund

IDIS Activity:      44202 - 7218062 Smith County

Activity to prevent, prepare for, and respond to Coronavirus:      No

Status:      Open

Location:

200 E Ferguson St Ste 100 Tyler, TX 75702-5962

Objective:      Create economic opportunities

Outcome:      Availability/accessibility

Matrix Code:      ED Direct Financial Assistance to For-Profits (18A)

National Objective:      LMJ

Initial Funding Date:      01/11/2019

Financing:

Funded Amount:      \$800,000.00

Net Drawn:      \$791,000.00

Balance:      \$9,000.00

Description:

This Texas Capital Fund economic development award will provide water improvements, as well as engineering and administrative services in support of the expansion of a poultry processing facility operated by Sanderson Farms, Inc., in Smith County, Texas that will

Proposed Accomplishments:

Jobs : 50  
 Total Population in Service Area: 0  
 Census Tract Percent Low / Mod: 0.00

Actual Accomplishments:

Number assisted:

	Owner		Renter		Total		Person
	Total	Hispanic	Total	Hispanic	Total	Hispanic	
White:	0	0	0	0	0	0	0
Black/African American:	0	0	0	0	0	0	0
Asian:	0	0	0	0	0	0	0
American Indian/Alaskan Native:	0	0	0	0	0	0	0
Native Hawaiian/Other Pacific Islander:	0	0	0	0	0	0	0
American Indian/Alaskan Native & White:	0	0	0	0	0	0	0
Asian White:	0	0	0	0	0	0	0
Black/African American & White:	0	0	0	0	0	0	0
American Indian/Alaskan Native & Black/African American:	0	0	0	0	0	0	0
Other multi-racial:	0	0	0	0	0	0	0
Asian/Pacific Islander:	0	0	0	0	0	0	0
Hispanic:	0	0	0	0	0	0	0
Total:	0	0	0	0	0	0	0
Female-headed Households:	0		0		0		

Income Category:

	Owner	Renter	Total	Person
Extremely Low	0	0	0	0
Low Mod	0	0	0	0
Moderate	0	0	0	0
Non Low Moderate	0	0	0	0
Total	0	0	0	0
Percent Low/Mod	0.0%	0.0%	0.0%	0.0%

Annual Accomplishments

Accomplishment Narrative

Year # Benefiting

2018 0 CDBG contract prepared and routed for approval

UGLG:

Grant Year: 2017



Project: 0007 - 2017 CSH

Objective:

IDIS Activity: 44206 - 7218003 El Paso County

Outcome:

Activity to prevent, prepare for, and respond to Coronavirus: No

Status: Open

Matrix Code: General Program Administration (21A)

Location:

National Objective:

Initial Funding Date: 01/14/2019

Description:

Financing:

local admin

Funded Amount: \$157,500.00

Net Drawn: \$10,731.78

Balance: \$146,768.22

Proposed Accomplishments:

: 0

Total Population in Service Area: 0

Census Tract Percent Low / Mod: 0.00

Actual Accomplishments:

Number assisted:

	Owner		Renter		Total		Person
	Total	Hispanic	Total	Hispanic	Total	Hispanic	
White:	0	0	0	0	0	0	0
Black/African American:	0	0	0	0	0	0	0
Asian:	0	0	0	0	0	0	0
American Indian/Alaskan Native:	0	0	0	0	0	0	0
Native Hawaiian/Other Pacific Islander:	0	0	0	0	0	0	0
American Indian/Alaskan Native & White:	0	0	0	0	0	0	0
Asian White:	0	0	0	0	0	0	0
Black/African American & White:	0	0	0	0	0	0	0
American Indian/Alaskan Native & Black/African American:	0	0	0	0	0	0	0
Other multi-racial:	0	0	0	0	0	0	0
Asian/Pacific Islander:	0	0	0	0	0	0	0

Hispanic:	0	0	0	0	0	0	0
Total:	0	0	0	0	0	0	0
Female-headed Households:	0		0		0		

Income Category:

	Owner	Renter	Total	Person
Extremely Low	0	0	0	0
Low Mod	0	0	0	0
Moderate	0	0	0	0
Non Low Moderate	0	0	0	0
Total	0	0	0	0
Percent Low/Mod	0.0%	0.0%	0.0%	0.0%

Annual Accomplishments

Accomplishment Narrative

Year # Benefiting

UGLG: EL PASO COUNTY

Grant Year: 2017

Project: 0007 - 2017 CSH

Objective: Create suitable living environments

IDIS Activity: 44207 - 7218003 El Paso County

Outcome: Availability/accessibility

Activity to prevent, prepare for, and respond to Coronavirus: No

Status: Open

Matrix Code: Other Public Services Not Listed in 05A-05Y, 03T (05Z)

Location:

500 E San Antonio Ave Rm 301 El Paso, TX 79901-2420

National Objective: LMA

Initial Funding Date: 01/14/2019

Financing:

Funded Amount: \$105,000.00

Net Drawn: \$78,519.50

Balance: \$26,480.50

Description:

Contractor shall carry out the following activities in the El Paso County Colonia Self-Help Center target area colonias of Agua Dulce Unit 1, Agua Dulce Unit 4, Horizon View Estates Unit 17, Westway Unit 1 and Westway Unit 3.

Proposed Accomplishments:

People (General) : 4,574

Total Population in Service Area: 4,574

Census Tract Percent Low / Mod: 94.90

Actual Accomplishments:

Number assisted:

	Owner		Renter		Total		Person
	Total	Hispanic	Total	Hispanic	Total	Hispanic	
White:	0	0	0	0	0	0	0
Black/African American:	0	0	0	0	0	0	0
Asian:	0	0	0	0	0	0	0
American Indian/Alaskan Native:	0	0	0	0	0	0	0
Native Hawaiian/Other Pacific Islander:	0	0	0	0	0	0	0
American Indian/Alaskan Native & White:	0	0	0	0	0	0	0
Asian White:	0	0	0	0	0	0	0
Black/African American & White:	0	0	0	0	0	0	0
American Indian/Alaskan Native & Black/African American:	0	0	0	0	0	0	0
Other multi-racial:	0	0	0	0	0	0	0
Asian/Pacific Islander:	0	0	0	0	0	0	0
Hispanic:	0	0	0	0	0	0	0
Total:	0	0	0	0	0	0	0
Female-headed Households:	0		0		0		

Income Category:

	Owner	Renter	Total	Person
Extremely Low	0	0	0	0
Low Mod	0	0	0	0
Moderate	0	0	0	0
Non Low Moderate	0	0	0	0
Total	0	0	0	0
Percent Low/Mod	0.0%	0.0%	0.0%	0.0%

Annual Accomplishments

Accomplishment Narrative

Year # Benefiting

UGLG: TROUP

Grant Year: 2017

Project: 0003 - 2017 ED

Objective: Create suitable living environments



Female-headed Households: 0 0 0

Income Category:

	Owner	Renter	Total	Person
Extremely Low	0	0	0	0
Low Mod	0	0	0	0
Moderate	0	0	0	0
Non Low Moderate	0	0	0	0
Total	0	0	0	0
Percent Low/Mod	0.0%	0.0%	0.0%	0.0%

Annual Accomplishments

Accomplishment Narrative

Year	# Benefiting	Accomplishment Narrative
2018		0 CDBG contract prepared and routed for approval

UGLG: Wheeler

Grant Year: 2017

Project: 0003 - 2017 ED

Objective: Create suitable living environments

IDIS Activity: 44251 - 7218222 Wheeler

Outcome: Availability/accessibility

Activity to prevent, prepare for, and respond to Coronavirus: No

Status: Open

Matrix Code: Sidewalks (03L)

Location:

PO Box 65 Wheeler, TX 79096-0065

National Objective: LMA

Initial Funding Date: 01/17/2019

Description: pending revision

Financing:

Funded Amount: \$231,930.00

Net Drawn: \$231,930.00

Balance: \$0.00

Proposed Accomplishments:

People (General) : 1,129

Total Population in Service Area: 1,129

Census Tract Percent Low / Mod: 70.50

Actual Accomplishments:

Number assisted:

	Owner		Renter		Total		
	Total	Hispanic	Total	Hispanic	Total	Hispanic	Person
White:	0	0	0	0	0	0	0
Black/African American:	0	0	0	0	0	0	0
Asian:	0	0	0	0	0	0	0
American Indian/Alaskan Native:	0	0	0	0	0	0	0
Native Hawaiian/Other Pacific Islander:	0	0	0	0	0	0	0
American Indian/Alaskan Native & White:	0	0	0	0	0	0	0
Asian White:	0	0	0	0	0	0	0
Black/African American & White:	0	0	0	0	0	0	0
American Indian/Alaskan Native & Black/African American:	0	0	0	0	0	0	0
Other multi-racial:	0	0	0	0	0	0	0
Asian/Pacific Islander:	0	0	0	0	0	0	0
Hispanic:	0	0	0	0	0	0	0
Total:	0	0	0	0	0	0	0
Female-headed Households:	0		0		0		

Income Category:

	Owner	Renter	Total	Person
Extremely Low	0	0	0	0
Low Mod	0	0	0	0
Moderate	0	0	0	0
Non Low Moderate	0	0	0	0
Total	0	0	0	0
Percent Low/Mod	0.0%	0.0%	0.0%	0.0%

Annual Accomplishments

Accomplishment Narrative

Year # Benefiting  
2018 0 CDBG contract prepared and routed for approval

UGLG: WINNSBORO

Grant Year: 2017

Project: 0003 - 2017 ED

Objective: Create suitable living environments

IDIS Activity: 44253 - 7218232 Winnsboro

Outcome: Availability/accessibility

Activity to prevent, prepare for, and respond to Coronavirus: No

Status: Open

Matrix Code: Sidewalks (03L)

Location:

501 S Main St Winsboro, TX 75494-3227

National Objective: SBA

Initial Funding Date: 01/17/2019

Description:

Financing:  
Funded Amount: \$216,000.00  
Net Drawn: \$216,000.00  
Balance: \$0.00

The  
The  
The

Proposed Accomplishments:

People (General) : 2,945  
Total Population in Service Area: 0  
Census Tract Percent Low / Mod: 0.00

Actual Accomplishments:

Number assisted:

	Owner		Renter		Total		Person
	Total	Hispanic	Total	Hispanic	Total	Hispanic	
White:	0	0	0	0	0	0	
Black/African American:	0	0	0	0	0	0	
Asian:	0	0	0	0	0	0	
American Indian/Alaskan Native:	0	0	0	0	0	0	
Native Hawaiian/Other Pacific Islander:	0	0	0	0	0	0	
American Indian/Alaskan Native & White:	0	0	0	0	0	0	
Asian White:	0	0	0	0	0	0	
Black/African American & White:	0	0	0	0	0	0	
American Indian/Alaskan Native & Black/African American:	0	0	0	0	0	0	
Other multi-racial:	0	0	0	0	0	0	
Asian/Pacific Islander:	0	0	0	0	0	0	
Hispanic:	0	0	0	0	0	0	
Total:	0	0	0	0	0	0	
Female-headed Households:	0		0		0		





Number assisted:

	Owner		Renter		Total		Person
	Total	Hispanic	Total	Hispanic	Total	Hispanic	
White:	0	0	0	0	0	0	0
Black/African American:	0	0	0	0	0	0	0
Asian:	0	0	0	0	0	0	0
American Indian/Alaskan Native:	0	0	0	0	0	0	0
Native Hawaiian/Other Pacific Islander:	0	0	0	0	0	0	0
American Indian/Alaskan Native & White:	0	0	0	0	0	0	0
Asian White:	0	0	0	0	0	0	0
Black/African American & White:	0	0	0	0	0	0	0
American Indian/Alaskan Native & Black/African American:	0	0	0	0	0	0	0
Other multi-racial:	0	0	0	0	0	0	0
Asian/Pacific Islander:	0	0	0	0	0	0	0
Hispanic:	0	0	0	0	0	0	0
Total:	0	0	0	0	0	0	0
Female-headed Households:	0		0		0		

Income Category:

	Owner	Renter	Total	Person
Extremely Low	0	0	0	0
Low Mod	0	0	0	0
Moderate	0	0	0	0
Non Low Moderate	0	0	0	0
Total	0	0	0	0
Percent Low/Mod	0.0%	0.0%	0.0%	0.0%

Annual Accomplishments

Accomplishment Narrative

Year # Benefiting

2018 0 CDBG contract prepared and routed for approval

UGLG:

Grant Year: 2017

Project: 0001 - 2017 CD

Objective:

IDIS Activity: 44361 - 7218500 Wallis

Outcome:

Activity to prevent, prepare for, and respond to Coronavirus: No

Status: Completed 10/16/2020  
Location:

Matrix Code: General Program Administration (21A)

National Objective:

Initial Funding Date: 01/28/2019  
Financing:  
Funded Amount: \$38,500.00  
Net Drawn: \$38,500.00  
Balance: \$0.00

Description:  
local admin

Proposed Accomplishments:

: 0  
Total Population in Service Area: 0  
Census Tract Percent Low / Mod: 0.00

Actual Accomplishments:

Number assisted:

	Owner		Renter		Total		Person
	Total	Hispanic	Total	Hispanic	Total	Hispanic	
White:	0	0	0	0	0	0	0
Black/African American:	0	0	0	0	0	0	0
Asian:	0	0	0	0	0	0	0
American Indian/Alaskan Native:	0	0	0	0	0	0	0
Native Hawaiian/Other Pacific Islander:	0	0	0	0	0	0	0
American Indian/Alaskan Native & White:	0	0	0	0	0	0	0
Asian White:	0	0	0	0	0	0	0
Black/African American & White:	0	0	0	0	0	0	0
American Indian/Alaskan Native & Black/African American:	0	0	0	0	0	0	0
Other multi-racial:	0	0	0	0	0	0	0
Asian/Pacific Islander:	0	0	0	0	0	0	0
Hispanic:	0	0	0	0	0	0	0
Total:	0	0	0	0	0	0	0
Female-headed Households:	0		0		0		

Income Category:

	Owner	Renter	Total	Person
Extremely Low	0	0	0	0
Low Mod	0	0	0	0
Moderate	0	0	0	0
Non Low Moderate	0	0	0	0
Total	0	0	0	0
Percent Low/Mod	0.0%	0.0%	0.0%	0.0%

Annual Accomplishments Accomplishment Narrative

Year # Benefiting  
 UGLG: Wallis  
 Grant Year: 2017  
 Project: 0001 - 2017 CD

Objective: Create suitable living environments

IDIS Activity: 44362 - 7218500 Wallis  
 Activity to prevent, prepare for, and respond to Coronavirus: No

Outcome: Sustainability

Status: Completed 09/23/2020  
 Location:  
 PO Box 190 Wallis, TX 77485-0190

Matrix Code: Water/Sewer Improvements (03J)

National Objective: LMA

Initial Funding Date: 01/28/2019  
 Financing:  
 Funded Amount: \$157,541.00  
 Net Drawn: \$157,541.00  
 Balance: \$0.00

Description:  
 Contractor shall replace seven thousand two hundred forty linear feet (7,240 l.f.) of six-inch  
 (6

Proposed Accomplishments:

People (General) : 1,290  
 Total Population in Service Area: 1,290  
 Census Tract Percent Low / Mod: 61.60

Actual Accomplishments:

Number assisted:

Owner Renter Total

	Total	Hispanic	Total	Hispanic	Total	Hispanic	Person
White:	0	0	0	0	0	0	0
Black/African American:	0	0	0	0	0	0	0
Asian:	0	0	0	0	0	0	0
American Indian/Alaskan Native:	0	0	0	0	0	0	0
Native Hawaiian/Other Pacific Islander:	0	0	0	0	0	0	0
American Indian/Alaskan Native & White:	0	0	0	0	0	0	0
Asian White:	0	0	0	0	0	0	0
Black/African American & White:	0	0	0	0	0	0	0
American Indian/Alaskan Native & Black/African American:	0	0	0	0	0	0	0
Other multi-racial:	0	0	0	0	0	0	0
Asian/Pacific Islander:	0	0	0	0	0	0	0
Hispanic:	0	0	0	0	0	0	0
Total:	0	0	0	0	0	0	0
Female-headed Households:	0		0		0		

Income Category:

	Owner	Renter	Total	Person
Extremely Low	0	0	0	0
Low Mod	0	0	0	0
Moderate	0	0	0	0
Non Low Moderate	0	0	0	0
Total	0	0	0	0
Percent Low/Mod	0.0%	0.0%	0.0%	0.0%

Annual Accomplishments

Accomplishment Narrative

Year # Benefiting  
2019 0

\$0.00

UGLG:

Grant Year: 2017

Project: 0001 - 2017 CD

Objective:

IDIS Activity: 44366 - 7218509 West Orange

Outcome:

Activity to prevent, prepare for, and respond to Coronavirus: No

Status: Completed 02/25/2021

Matrix Code: General Program Administration (21A)

Location:

National Objective:

Initial Funding Date: 01/28/2019  
 Financing:  
 Funded Amount: \$20,500.00  
 Net Drawn: \$20,500.00  
 Balance: \$0.00

Description:  
local admin

Proposed Accomplishments:

: 0  
 Total Population in Service Area: 0  
 Census Tract Percent Low / Mod: 0.00

Actual Accomplishments:

Number assisted:

	Owner		Renter		Total		Person
	Total	Hispanic	Total	Hispanic	Total	Hispanic	
White:	0	0	0	0	0	0	0
Black/African American:	0	0	0	0	0	0	0
Asian:	0	0	0	0	0	0	0
American Indian/Alaskan Native:	0	0	0	0	0	0	0
Native Hawaiian/Other Pacific Islander:	0	0	0	0	0	0	0
American Indian/Alaskan Native & White:	0	0	0	0	0	0	0
Asian White:	0	0	0	0	0	0	0
Black/African American & White:	0	0	0	0	0	0	0
American Indian/Alaskan Native & Black/African American:	0	0	0	0	0	0	0
Other multi-racial:	0	0	0	0	0	0	0
Asian/Pacific Islander:	0	0	0	0	0	0	0
Hispanic:	0	0	0	0	0	0	0
Total:	0	0	0	0	0	0	0
Female-headed Households:	0		0		0		

Income Category:

Owner	Renter	Total	Person
-------	--------	-------	--------

Extremely Low	0	0	0	0
Low Mod	0	0	0	0
Moderate	0	0	0	0
Non Low Moderate	0	0	0	0
Total	0	0	0	0
Percent Low/Mod	0.0%	0.0%	0.0%	0.0%

Annual Accomplishments      Accomplishment Narrative

Year      # Benefiting

UGLG:

Grant Year:    2017

Project:        0001 - 2017 CD

Objective:

IDIS Activity:    44368 - 7218510 West Tawakoni

Outcome:

Activity to prevent, prepare for, and respond to Coronavirus:    No

Status:          Completed    11/06/2020

Matrix Code:      General Program Administration (21A)

Location:

National Objective:

Initial Funding Date:      01/28/2019

Description:

Financing:

local admin

Funded Amount:            \$6,500.00

Net Drawn:                 \$6,500.00

Balance:                     \$0.00

Proposed Accomplishments:

: 0

Total Population in Service Area: 0

Census Tract Percent Low / Mod: 0.00

Actual Accomplishments:

Number assisted:

Owner		Renter		Total		Person
Total	Hispanic	Total	Hispanic	Total	Hispanic	

White:	0	0	0	0	0	0	0
Black/African American:	0	0	0	0	0	0	0
Asian:	0	0	0	0	0	0	0
American Indian/Alaskan Native:	0	0	0	0	0	0	0
Native Hawaiian/Other Pacific Islander:	0	0	0	0	0	0	0
American Indian/Alaskan Native & White:	0	0	0	0	0	0	0
Asian White:	0	0	0	0	0	0	0
Black/African American & White:	0	0	0	0	0	0	0
American Indian/Alaskan Native & Black/African American:	0	0	0	0	0	0	0
Other multi-racial:	0	0	0	0	0	0	0
Asian/Pacific Islander:	0	0	0	0	0	0	0
Hispanic:	0	0	0	0	0	0	0
Total:	0	0	0	0	0	0	0
Female-headed Households:	0		0		0		

Income Category:

	Owner	Renter	Total	Person
Extremely Low	0	0	0	0
Low Mod	0	0	0	0
Moderate	0	0	0	0
Non Low Moderate	0	0	0	0
Total	0	0	0	0
Percent Low/Mod	0.0%	0.0%	0.0%	0.0%

Annual Accomplishments

Accomplishment Narrative

Year # Benefiting

UGLG: WEST TAWAKONI

Grant Year: 2017

Project: 0001 - 2017 CD

Objective: Create suitable living environments

IDIS Activity: 44369 - 7218510 West Tawakoni

Outcome: Sustainability

Activity to prevent, prepare for, and respond to Coronavirus: No

Status: Completed 11/06/2020

Matrix Code: Street Improvements (03K)

Location:

1533 E State Highway 276 West Tawakoni, TX 75474-7007

National Objective: LMA

Initial Funding Date: 01/28/2019  
 Financing:  
 Funded Amount: \$268,500.00  
 Net Drawn: \$268,500.00  
 Balance: \$0.00

Description:  
 Contractor shall reconstruct approximately ten thousand five hundred sixty linear feet (10,560 l.f.) of street utilizing flexible base, corrugated metal pipe, and all associated appurtenances.

Proposed Accomplishments:

People (General) : 464  
 Total Population in Service Area: 464  
 Census Tract Percent Low / Mod: 71.90

Actual Accomplishments:

Number assisted:

	Owner		Renter		Total		Person
	Total	Hispanic	Total	Hispanic	Total	Hispanic	
White:	0	0	0	0	0	0	0
Black/African American:	0	0	0	0	0	0	0
Asian:	0	0	0	0	0	0	0
American Indian/Alaskan Native:	0	0	0	0	0	0	0
Native Hawaiian/Other Pacific Islander:	0	0	0	0	0	0	0
American Indian/Alaskan Native & White:	0	0	0	0	0	0	0
Asian White:	0	0	0	0	0	0	0
Black/African American & White:	0	0	0	0	0	0	0
American Indian/Alaskan Native & Black/African American:	0	0	0	0	0	0	0
Other multi-racial:	0	0	0	0	0	0	0
Asian/Pacific Islander:	0	0	0	0	0	0	0
Hispanic:	0	0	0	0	0	0	0
Total:	0	0	0	0	0	0	0
Female-headed Households:	0		0		0		

Income Category:

	Owner	Renter	Total	Person
Extremely Low	0	0	0	0
Low Mod	0	0	0	0
Moderate	0	0	0	0



Non Low Moderate	0	0	0	0
Total	0	0	0	0
Percent Low/Mod	0.0%	0.0%	0.0%	0.0%

Annual Accomplishments      Accomplishment Narrative  
 Year      # Benefiting  
 2018      0 procurement of professional services underway / complete

UGLG:      WHITESBORO

Grant Year:      2017

Project:      0001 - 2017 CD

Objective:      Create suitable living environments

IDIS Activity:      44370 - 7218511 Whitesboro

Outcome:      Sustainability

Activity to prevent, prepare for, and respond to Coronavirus:      No

Status:      Open

Matrix Code:      Street Improvements (03K)

Location:

111 W Main St Whitesboro, TX 76273-1634

National Objective: LMA

Initial Funding Date:      01/29/2019

Description:

Financing:  
 Funded Amount:      \$275,000.00  
 Net Drawn:      \$275,000.00  
 Balance:      \$0.00

Contractor shall reconstruct approximately three thousand six hundred sixty-nine linear feet (3,669 l.f.) of street utilizing a flexible base, prime coat asphalt material, one and one-half-inch

Proposed Accomplishments:

People (General) : 49

Total Population in Service Area: 49

Census Tract Percent Low / Mod: 71.40

Actual Accomplishments:

Number assisted:

	Owner		Renter		Total		
	Total	Hispanic	Total	Hispanic	Total	Hispanic	Person
White:	0	0	0	0	0	0	0
Black/African American:	0	0	0	0	0	0	0

Asian:	0	0	0	0	0	0	0
American Indian/Alaskan Native:	0	0	0	0	0	0	0
Native Hawaiian/Other Pacific Islander:	0	0	0	0	0	0	0
American Indian/Alaskan Native & White:	0	0	0	0	0	0	0
Asian White:	0	0	0	0	0	0	0
Black/African American & White:	0	0	0	0	0	0	0
American Indian/Alaskan Native & Black/African American:	0	0	0	0	0	0	0
Other multi-racial:	0	0	0	0	0	0	0
Asian/Pacific Islander:	0	0	0	0	0	0	0
Hispanic:	0	0	0	0	0	0	0
Total:	0	0	0	0	0	0	0
Female-headed Households:	0		0		0		

Income Category:

	Owner	Renter	Total	Person
Extremely Low	0	0	0	0
Low Mod	0	0	0	0
Moderate	0	0	0	0
Non Low Moderate	0	0	0	0
Total	0	0	0	0
Percent Low/Mod	0.0%	0.0%	0.0%	0.0%

Annual Accomplishments

Accomplishment Narrative

Year	# Benefiting
2018	0 procurement of professional services underway / complete

UGLG: WHITNEY

Grant Year: 2017

Project: 0001 - 2017 CD

Objective: Create suitable living environments

IDIS Activity: 44372 - 7218519 Whitney

Outcome: Sustainability

Activity to prevent, prepare for, and respond to Coronavirus: No

Status: Open

Matrix Code: Water/Sewer Improvements (03J)

Location:

PO Box 2050 Whitney, TX 76692-5050

National Objective: LMA

Initial Funding Date: 01/29/2019  
 Financing:  
 Funded Amount: \$133,500.00  
 Net Drawn: \$133,500.00  
 Balance: \$0.00

Description:  
 Contractor shall install three (3) aerators, electrical controls, and all associated appurtenances.  
 Construction shall take place at the WWTP located at the western end of Polk Avenue.

Proposed Accomplishments:

People (General) : 1,830  
 Total Population in Service Area: 1,830  
 Census Tract Percent Low / Mod: 59.80

Actual Accomplishments:

Number assisted:

	Owner		Renter		Total		Person
	Total	Hispanic	Total	Hispanic	Total	Hispanic	
White:	0	0	0	0	0	0	0
Black/African American:	0	0	0	0	0	0	0
Asian:	0	0	0	0	0	0	0
American Indian/Alaskan Native:	0	0	0	0	0	0	0
Native Hawaiian/Other Pacific Islander:	0	0	0	0	0	0	0
American Indian/Alaskan Native & White:	0	0	0	0	0	0	0
Asian White:	0	0	0	0	0	0	0
Black/African American & White:	0	0	0	0	0	0	0
American Indian/Alaskan Native & Black/African American:	0	0	0	0	0	0	0
Other multi-racial:	0	0	0	0	0	0	0
Asian/Pacific Islander:	0	0	0	0	0	0	0
Hispanic:	0	0	0	0	0	0	0
Total:	0	0	0	0	0	0	0
Female-headed Households:	0		0		0		

Income Category:

	Owner	Renter	Total	Person
Extremely Low	0	0	0	0
Low Mod	0	0	0	0
Moderate	0	0	0	0
Non Low Moderate	0	0	0	0

Total 0 0 0 0  
 Percent Low/Mod 0.0% 0.0% 0.0% 0.0%

Annual Accomplishments

Accomplishment Narrative

Year # Benefiting

2018 0 CDBG contract prepared and routed for approval

UGLG:

Grant Year: 2017

Project: 0001 - 2017 CD

Objective:

IDIS Activity: 44374 - 7218520 Wink

Outcome:

Activity to prevent, prepare for, and respond to Coronavirus: No

Status: Completed 01/11/2021

Matrix Code: General Program Administration (21A)

Location:

National Objective:

, -

Initial Funding Date: 02/11/2019

Description:

Financing:

local admin

Funded Amount: \$27,620.00

Net Drawn: \$27,620.00

Balance: \$0.00

Proposed Accomplishments:

: 0

Total Population in Service Area: 0

Census Tract Percent Low / Mod: 0.00

Actual Accomplishments:

Number assisted:

	Owner		Renter		Total		
	Total	Hispanic	Total	Hispanic	Total	Hispanic	Person
White:	0	0	0	0	0	0	0
Black/African American:	0	0	0	0	0	0	0
Asian:	0	0	0	0	0	0	0

American Indian/Alaskan Native:	0	0	0	0	0	0	0
Native Hawaiian/Other Pacific Islander:	0	0	0	0	0	0	0
American Indian/Alaskan Native & White:	0	0	0	0	0	0	0
Asian White:	0	0	0	0	0	0	0
Black/African American & White:	0	0	0	0	0	0	0
American Indian/Alaskan Native & Black/African American:	0	0	0	0	0	0	0
Other multi-racial:	0	0	0	0	0	0	0
Asian/Pacific Islander:	0	0	0	0	0	0	0
Hispanic:	0	0	0	0	0	0	0
Total:	0	0	0	0	0	0	0
Female-headed Households:	0		0		0		

Income Category:

	Owner	Renter	Total	Person
Extremely Low	0	0	0	0
Low Mod	0	0	0	0
Moderate	0	0	0	0
Non Low Moderate	0	0	0	0
Total	0	0	0	0
Percent Low/Mod	0.0%	0.0%	0.0%	0.0%

Annual Accomplishments

Accomplishment Narrative

Year # Benefiting  
 UGLG: Wink  
 Grant Year: 2017  
 Project: 0001 - 2017 CD

Objective: Create economic opportunities

IDIS Activity: 44375 - 7218520 Wink  
 Activity to prevent, prepare for, and respond to Coronavirus: No

Outcome: Sustainability

Status: Completed 01/11/2021  
 Location:  
 PO Box 982 Wink, TX 79789-0982

Matrix Code: Water/Sewer Improvements (03J)

National Objective: LMA

Initial Funding Date: 01/29/2019  
 Financing:

Description:  
 Contractor shall install three thousand eight hundred fifty-two linear feet (3,852 l.f.) of six-

Funded Amount: \$322,380.00  
 Net Drawn: \$322,380.00  
 Balance: \$0.00

inch

(6

Proposed Accomplishments:

People (General) : 54  
 Total Population in Service Area: 54  
 Census Tract Percent Low / Mod: 62.90

Actual Accomplishments:

Number assisted:

	Owner		Renter		Total		Person
	Total	Hispanic	Total	Hispanic	Total	Hispanic	
White:	0	0	0	0	0	0	0
Black/African American:	0	0	0	0	0	0	0
Asian:	0	0	0	0	0	0	0
American Indian/Alaskan Native:	0	0	0	0	0	0	0
Native Hawaiian/Other Pacific Islander:	0	0	0	0	0	0	0
American Indian/Alaskan Native & White:	0	0	0	0	0	0	0
Asian White:	0	0	0	0	0	0	0
Black/African American & White:	0	0	0	0	0	0	0
American Indian/Alaskan Native & Black/African American:	0	0	0	0	0	0	0
Other multi-racial:	0	0	0	0	0	0	0
Asian/Pacific Islander:	0	0	0	0	0	0	0
Hispanic:	0	0	0	0	0	0	0
Total:	0	0	0	0	0	0	0
Female-headed Households:	0		0		0		

Income Category:

	Owner	Renter	Total	Person
Extremely Low	0	0	0	0
Low Mod	0	0	0	0
Moderate	0	0	0	0
Non Low Moderate	0	0	0	0
Total	0	0	0	0
Percent Low/Mod	0.0%	0.0%	0.0%	0.0%

Annual Accomplishments      Accomplishment Narrative  
 Year      # Benefiting  
 2018      0 procurement of professional services underway / complete

UGLG:  
 Grant Year:    2017  
 Project:      0001 - 2017 CD      Objective:  
 IDIS Activity: 44376 - 7218521 Wolfe City      Outcome:  
 Activity to prevent, prepare for, and respond to Coronavirus:    No  
 Status:      Open      Matrix Code:      General Program Administration (21A)  
 Location:  
 , -      National Objective:

Initial Funding Date:      01/29/2019      Description:  
 Financing:      local admin  
 Funded Amount:      \$30,250.00  
 Net Drawn:      \$27,225.00  
 Balance:      \$3,025.00

Proposed Accomplishments:  
 : 0  
 Total Population in Service Area: 0  
 Census Tract Percent Low / Mod: 0.00

Actual Accomplishments:  
 Number assisted:

	Owner		Renter		Total		
	Total	Hispanic	Total	Hispanic	Total	Hispanic	Person
White:	0	0	0	0	0	0	0
Black/African American:	0	0	0	0	0	0	0
Asian:	0	0	0	0	0	0	0
American Indian/Alaskan Native:	0	0	0	0	0	0	0
Native Hawaiian/Other Pacific Islander:	0	0	0	0	0	0	0
American Indian/Alaskan Native & White:	0	0	0	0	0	0	0

Asian White:	0	0	0	0	0	0	0
Black/African American & White:	0	0	0	0	0	0	0
American Indian/Alaskan Native & Black/African American:	0	0	0	0	0	0	0
Other multi-racial:	0	0	0	0	0	0	0
Asian/Pacific Islander:	0	0	0	0	0	0	0
Hispanic:	0	0	0	0	0	0	0
Total:	0	0	0	0	0	0	0
Female-headed Households:	0		0		0		

Income Category:

	Owner	Renter	Total	Person
Extremely Low	0	0	0	0
Low Mod	0	0	0	0
Moderate	0	0	0	0
Non Low Moderate	0	0	0	0
Total	0	0	0	0
Percent Low/Mod	0.0%	0.0%	0.0%	0.0%

Annual Accomplishments

Accomplishment Narrative

Year # Benefiting  
 UGLG: WOLFE CITY  
 Grant Year: 2017  
 Project: 0001 - 2017 CD

Objective: Create suitable living environments

IDIS Activity: 44382 - 7218521 Wolfe City  
 Activity to prevent, prepare for, and respond to Coronavirus: No

Outcome: Sustainability

Status: Open  
 Location:  
 PO Box 106 Wolfe City, TX 75496-0106

Matrix Code: Water/Sewer Improvements (03J)

National Objective: LMA

Initial Funding Date: 01/29/2019  
 Financing:  
 Funded Amount: \$244,750.00  
 Net Drawn: \$227,323.59

Description:  
 Contractor shall install four thousand linear feet (4,000 l.f.) of eight-inch (8") water lines, boring, master meter, vault, SCADA system,



Balance: \$17,426.41

Proposed Accomplishments:

People (General) : 1,890

Total Population in Service Area: 1,890

Census Tract Percent Low / Mod: 66.60

Actual Accomplishments:

Number assisted:

	Owner		Renter		Total		Person
	Total	Hispanic	Total	Hispanic	Total	Hispanic	
White:	0	0	0	0	0	0	0
Black/African American:	0	0	0	0	0	0	0
Asian:	0	0	0	0	0	0	0
American Indian/Alaskan Native:	0	0	0	0	0	0	0
Native Hawaiian/Other Pacific Islander:	0	0	0	0	0	0	0
American Indian/Alaskan Native & White:	0	0	0	0	0	0	0
Asian White:	0	0	0	0	0	0	0
Black/African American & White:	0	0	0	0	0	0	0
American Indian/Alaskan Native & Black/African American:	0	0	0	0	0	0	0
Other multi-racial:	0	0	0	0	0	0	0
Asian/Pacific Islander:	0	0	0	0	0	0	0
Hispanic:	0	0	0	0	0	0	0
Total:	0	0	0	0	0	0	0
Female-headed Households:	0		0		0		

Income Category:

	Owner	Renter	Total	Person
Extremely Low	0	0	0	0
Low Mod	0	0	0	0
Moderate	0	0	0	0
Non Low Moderate	0	0	0	0
Total	0	0	0	0
Percent Low/Mod	0.0%	0.0%	0.0%	0.0%

Annual Accomplishments

Accomplishment Narrative

Year # Benefiting

2018

0 environmental review complete

UGLG: JACKSON COUNTY

Grant Year: 2017

Project: 0001 - 2017 CD

Objective: Create suitable living environments

IDIS Activity: 44387 - 7218530 Jackson County

Outcome: Sustainability

Activity to prevent, prepare for, and respond to Coronavirus: No

Status: Completed 07/15/2021

Matrix Code: Water/Sewer Improvements (03J)

Location:

115 W Main St Ste 207 Edna, TX 77957-2733

National Objective: LMA

Initial Funding Date: 01/29/2019

Financing:

Funded Amount: \$92,589.00

Net Drawn: \$92,589.00

Balance: \$0.00

Description:

Contractor shall install six thousand sixteen linear feet (6,016 l.f.) of six-inch (6") and eight-inch (8") sewer line by pipe-bursting, rehabilitate manholes, service reconnections, pavement repair, and all associated appurtenances.

Proposed Accomplishments:

People (General) : 0

Total Population in Service Area: 107

Census Tract Percent Low / Mod: 66.30

Actual Accomplishments:

Number assisted:

	Owner		Renter		Total		Person
	Total	Hispanic	Total	Hispanic	Total	Hispanic	
White:	0	0	0	0	0	0	0
Black/African American:	0	0	0	0	0	0	0
Asian:	0	0	0	0	0	0	0
American Indian/Alaskan Native:	0	0	0	0	0	0	0
Native Hawaiian/Other Pacific Islander:	0	0	0	0	0	0	0
American Indian/Alaskan Native & White:	0	0	0	0	0	0	0
Asian White:	0	0	0	0	0	0	0
Black/African American & White:	0	0	0	0	0	0	0

American Indian/Alaskan Native & Black/African American:	0	0	0	0	0	0	0
Other multi-racial:	0	0	0	0	0	0	0
Asian/Pacific Islander:	0	0	0	0	0	0	0
Hispanic:	0	0	0	0	0	0	0
Total:	0	0	0	0	0	0	0
Female-headed Households:	0		0		0		

Income Category:

	Owner	Renter	Total	Person
Extremely Low	0	0	0	0
Low Mod	0	0	0	0
Moderate	0	0	0	0
Non Low Moderate	0	0	0	0
Total	0	0	0	0
Percent Low/Mod	0.0%	0.0%	0.0%	0.0%

Annual Accomplishments

Accomplishment Narrative

Year	# Benefiting	Accomplishment Narrative
2018		0 procurement of professional services underway / complete

UGLG: Uvalde

Grant Year: 2017

Project: 0046 - 2017 State Revolving Fund

Objective: Create economic opportunities

IDIS Activity: 44390 - 7218242 Uvalde

Outcome: Availability/accessibility

Activity to prevent, prepare for, and respond to Coronavirus: No

Status: Canceled 03/25/2021

Matrix Code: ED Direct Financial Assistance to For-Profits (18A)

Location:

PO Box 799 Uvalde, TX 78802-0799

National Objective: LMA

Initial Funding Date: 01/29/2019

Financing:

Funded Amount: \$0.00

Net Drawn: \$0.00

Balance: \$0.00

Description:

In cooperation with the Uvalde Area Development Foundation (UADF), SMRF monies will be loaned to local small businesses and microenterprises to support job creation/retention activities for predominately low and moderate income persons.

Proposed Accomplishments:

Businesses : 4

Total Population in Service Area: 4

Census Tract Percent Low / Mod: 75.00

Actual Accomplishments:

Number assisted:

	Owner		Renter		Total		Person
	Total	Hispanic	Total	Hispanic	Total	Hispanic	
White:	0	0	0	0	0	0	0
Black/African American:	0	0	0	0	0	0	0
Asian:	0	0	0	0	0	0	0
American Indian/Alaskan Native:	0	0	0	0	0	0	0
Native Hawaiian/Other Pacific Islander:	0	0	0	0	0	0	0
American Indian/Alaskan Native & White:	0	0	0	0	0	0	0
Asian White:	0	0	0	0	0	0	0
Black/African American & White:	0	0	0	0	0	0	0
American Indian/Alaskan Native & Black/African American:	0	0	0	0	0	0	0
Other multi-racial:	0	0	0	0	0	0	0
Asian/Pacific Islander:	0	0	0	0	0	0	0
Hispanic:	0	0	0	0	0	0	0
Total:	0	0	0	0	0	0	0
Female-headed Households:	0		0		0		

Income Category:

	Owner	Renter	Total	Person
Extremely Low	0	0	0	0
Low Mod	0	0	0	0
Moderate	0	0	0	0
Non Low Moderate	0	0	0	0
Total	0	0	0	0
Percent Low/Mod	0.0%	0.0%	0.0%	0.0%

Annual Accomplishments

Accomplishment Narrative

Year # Benefiting

2018

0 CDBG contract prepared and routed for approval

UGLG: Kingsville  
Grant Year: 2017

Project: 0046 - 2017 State Revolving Fund

Objective: Create suitable living environments

IDIS Activity: 44639 - 7219012 Kingsville

Outcome: Sustainability

Activity to prevent, prepare for, and respond to Coronavirus: No

Status: Open

Matrix Code: Sidewalks (03L)

Location:

PO Box 1458 Kingsville, TX 78364-1458

National Objective: LMA

Initial Funding Date: 03/20/2019

Financing:

Funded Amount: \$250,000.00

Net Drawn: \$250,000.00

Balance: \$0.00

Description:

The minimum necessary activities are to consist of approximately six hundred linear feet (600 l.f.) of concrete sidewalk, six hundred linear

Proposed Accomplishments:

People (General) : 24,155

Total Population in Service Area: 24,155

Census Tract Percent Low / Mod: 51.60

Actual Accomplishments:

Number assisted:

	Owner		Renter		Total		Person
	Total	Hispanic	Total	Hispanic	Total	Hispanic	
White:	0	0	0	0	0	0	0
Black/African American:	0	0	0	0	0	0	0
Asian:	0	0	0	0	0	0	0
American Indian/Alaskan Native:	0	0	0	0	0	0	0
Native Hawaiian/Other Pacific Islander:	0	0	0	0	0	0	0
American Indian/Alaskan Native & White:	0	0	0	0	0	0	0
Asian White:	0	0	0	0	0	0	0
Black/African American & White:	0	0	0	0	0	0	0
American Indian/Alaskan Native & Black/African American:	0	0	0	0	0	0	0

Other multi-racial:	0	0	0	0	0	0	0
Asian/Pacific Islander:	0	0	0	0	0	0	0
Hispanic:	0	0	0	0	0	0	0
Total:	0	0	0	0	0	0	0
Female-headed Households:	0		0		0		

Income Category:

	Owner	Renter	Total	Person
Extremely Low	0	0	0	0
Low Mod	0	0	0	0
Moderate	0	0	0	0
Non Low Moderate	0	0	0	0
Total	0	0	0	0
Percent Low/Mod	0.0%	0.0%	0.0%	0.0%

Annual Accomplishments      Accomplishment Narrative

Year      # Benefiting

UGLG:

Grant Year:      2017

Project:      0005 - 2017 CFC

IDIS Activity:      44867 - 7218005 Cameron County

Activity to prevent, prepare for, and respond to Coronavirus:      No

Objective:

Outcome:

Matrix Code:      General Program Administration (21A)

National Objective:

Initial Funding Date:      08/21/2019

Financing:

Funded Amount:      \$1,487.98

Net Drawn:      \$1,487.98

Balance:      \$0.00

Description:  
local admin

Proposed Accomplishments:

: 0

Total Population in Service Area: 0

Census Tract Percent Low / Mod: 0.00

Actual Accomplishments:

Number assisted:

	Owner		Renter		Total		Person
	Total	Hispanic	Total	Hispanic	Total	Hispanic	
White:	0	0	0	0	0	0	0
Black/African American:	0	0	0	0	0	0	0
Asian:	0	0	0	0	0	0	0
American Indian/Alaskan Native:	0	0	0	0	0	0	0
Native Hawaiian/Other Pacific Islander:	0	0	0	0	0	0	0
American Indian/Alaskan Native & White:	0	0	0	0	0	0	0
Asian White:	0	0	0	0	0	0	0
Black/African American & White:	0	0	0	0	0	0	0
American Indian/Alaskan Native & Black/African American:	0	0	0	0	0	0	0
Other multi-racial:	0	0	0	0	0	0	0
Asian/Pacific Islander:	0	0	0	0	0	0	0
Hispanic:	0	0	0	0	0	0	0
Total:	0	0	0	0	0	0	0
Female-headed Households:	0		0		0		

Income Category:

	Owner	Renter	Total	Person
Extremely Low	0	0	0	0
Low Mod	0	0	0	0
Moderate	0	0	0	0
Non Low Moderate	0	0	0	0
Total	0	0	0	0
Percent Low/Mod	0.0%	0.0%	0.0%	0.0%

Annual Accomplishments

Accomplishment Narrative

Year # Benefiting  
 UGLG: BAYSIDE  
 Grant Year: 2017

Project: 0001 - 2017 CD

Objective: Create suitable living environments

IDIS Activity: 45229 - 7219030 Bayside

Outcome: Sustainability

Activity to prevent, prepare for, and respond to Coronavirus: No

Status: Open

Matrix Code: Water/Sewer Improvements (03J)

Location:

PO Box 194 Bayside, TX 78340-0194

National Objective: LMA

Initial Funding Date: 11/18/2019

Description:

Financing:

Contractor shall construct one (1) sixty thousand gallon (60,000 gal.) ground storage tank, one (1) fifty thousand gallon (50,000 gal.) ground storage tank, upgrade reverse osmosis system, and all associated appurtenances.

Funded Amount: \$241,216.46

Net Drawn: \$114,753.61

Balance: \$126,462.85

Proposed Accomplishments:

People (General) : 0

Total Population in Service Area: 266

Census Tract Percent Low / Mod: 52.20

Actual Accomplishments:

Number assisted:

	Owner		Renter		Total		Person
	Total	Hispanic	Total	Hispanic	Total	Hispanic	
White:	0	0	0	0	0	0	0
Black/African American:	0	0	0	0	0	0	0
Asian:	0	0	0	0	0	0	0
American Indian/Alaskan Native:	0	0	0	0	0	0	0
Native Hawaiian/Other Pacific Islander:	0	0	0	0	0	0	0
American Indian/Alaskan Native & White:	0	0	0	0	0	0	0
Asian White:	0	0	0	0	0	0	0
Black/African American & White:	0	0	0	0	0	0	0
American Indian/Alaskan Native & Black/African American:	0	0	0	0	0	0	0
Other multi-racial:	0	0	0	0	0	0	0
Asian/Pacific Islander:	0	0	0	0	0	0	0



Hispanic:	0	0	0	0	0	0	0
Total:	0	0	0	0	0	0	0
Female-headed Households:	0		0		0		

Income Category:

	Owner	Renter	Total	Person
Extremely Low	0	0	0	0
Low Mod	0	0	0	0
Moderate	0	0	0	0
Non Low Moderate	0	0	0	0
Total	0	0	0	0
Percent Low/Mod	0.0%	0.0%	0.0%	0.0%

Annual Accomplishments

Accomplishment Narrative

Year # Benefiting

UGLG:

Grant Year: 2017

Project: 0046 - 2017 State Revolving Fund

Objective:

IDIS Activity: 45580 - 7219052 Borger

Outcome:

Activity to prevent, prepare for, and respond to Coronavirus: No

Status: Open

Matrix Code: General Program Administration (21A)

Location:

National Objective:

Initial Funding Date: 12/18/2019

Description:

Financing:

local admin

Funded Amount: \$25,000.00

Net Drawn: \$19,000.00

Balance: \$6,000.00

Proposed Accomplishments:

: 0

Total Population in Service Area: 0

Census Tract Percent Low / Mod: 0.00

Actual Accomplishments:

Number assisted:

	Owner		Renter		Total		Person
	Total	Hispanic	Total	Hispanic	Total	Hispanic	
White:	0	0	0	0	0	0	0
Black/African American:	0	0	0	0	0	0	0
Asian:	0	0	0	0	0	0	0
American Indian/Alaskan Native:	0	0	0	0	0	0	0
Native Hawaiian/Other Pacific Islander:	0	0	0	0	0	0	0
American Indian/Alaskan Native & White:	0	0	0	0	0	0	0
Asian White:	0	0	0	0	0	0	0
Black/African American & White:	0	0	0	0	0	0	0
American Indian/Alaskan Native & Black/African American:	0	0	0	0	0	0	0
Other multi-racial:	0	0	0	0	0	0	0
Asian/Pacific Islander:	0	0	0	0	0	0	0
Hispanic:	0	0	0	0	0	0	0
Total:	0	0	0	0	0	0	0
Female-headed Households:	0		0		0		

Income Category:

	Owner	Renter	Total	Person
Extremely Low	0	0	0	0
Low Mod	0	0	0	0
Moderate	0	0	0	0
Non Low Moderate	0	0	0	0
Total	0	0	0	0
Percent Low/Mod	0.0%	0.0%	0.0%	0.0%

Annual Accomplishments

Accomplishment Narrative

Year # Benefiting

UGLG: BORGER

Grant Year: 2017

Project: 0046 - 2017 State Revolving Fund

Objective: Create suitable living environments

IDIS Activity: 45582 - 7219052 Borger  
 Activity to prevent, prepare for, and respond to Coronavirus: No

Outcome: Sustainability

Status: Open  
 Location:  
 PO Box 5250 Borger, TX 79008-5250

Matrix Code: Parking Facilities (03G)

National Objective: SBA

Initial Funding Date: 12/18/2019  
 Financing:  
 Funded Amount: \$278,580.00  
 Net Drawn: \$278,580.00  
 Balance: \$0.00

Description:  
 The "minimum necessary" activities are to consist of three thousand six hundred square yards (3,600 s.y) of asphalt, three hundred square yards (300 s.y.) of driveway, six hundred seventy-eight linear feet (678 l.f.) of curb and gutter, one thousand seventy-five

Proposed Accomplishments:  
 People (General) : 12,975  
 Total Population in Service Area: 0  
 Census Tract Percent Low / Mod: 0.00

Actual Accomplishments:

Number assisted:

	Owner		Renter		Total		Person
	Total	Hispanic	Total	Hispanic	Total	Hispanic	
White:	0	0	0	0	0	0	0
Black/African American:	0	0	0	0	0	0	0
Asian:	0	0	0	0	0	0	0
American Indian/Alaskan Native:	0	0	0	0	0	0	0
Native Hawaiian/Other Pacific Islander:	0	0	0	0	0	0	0
American Indian/Alaskan Native & White:	0	0	0	0	0	0	0
Asian White:	0	0	0	0	0	0	0
Black/African American & White:	0	0	0	0	0	0	0
American Indian/Alaskan Native & Black/African American:	0	0	0	0	0	0	0
Other multi-racial:	0	0	0	0	0	0	0
Asian/Pacific Islander:	0	0	0	0	0	0	0
Hispanic:	0	0	0	0	0	0	0
Total:	0	0	0	0	0	0	0

Female-headed Households: 0 0 0

Income Category:

	Owner	Renter	Total	Person
Extremely Low	0	0	0	0
Low Mod	0	0	0	0
Moderate	0	0	0	0
Non Low Moderate	0	0	0	0
Total	0	0	0	0
Percent Low/Mod	0.0%	0.0%	0.0%	0.0%

Annual Accomplishments

Accomplishment Narrative

Year # Benefiting

UGLG:

Grant Year: 2017

Project: 0046 - 2017 State Revolving Fund

Objective:

IDIS Activity: 45583 - 7219062 Brownwood

Outcome:

Activity to prevent, prepare for, and respond to Coronavirus: No

Status: Open

Matrix Code: General Program Administration (21A)

Location:

National Objective:

, -

Initial Funding Date: 12/18/2019

Description:

Financing:

local admin

Funded Amount: \$1,867.00

Net Drawn: \$1,867.00

Balance: \$0.00

Proposed Accomplishments:

: 0

Total Population in Service Area: 0

Census Tract Percent Low / Mod: 0.00

Actual Accomplishments:

Number assisted:

	Owner		Renter		Total		Person
	Total	Hispanic	Total	Hispanic	Total	Hispanic	
White:	0	0	0	0	0	0	0
Black/African American:	0	0	0	0	0	0	0
Asian:	0	0	0	0	0	0	0
American Indian/Alaskan Native:	0	0	0	0	0	0	0
Native Hawaiian/Other Pacific Islander:	0	0	0	0	0	0	0
American Indian/Alaskan Native & White:	0	0	0	0	0	0	0
Asian White:	0	0	0	0	0	0	0
Black/African American & White:	0	0	0	0	0	0	0
American Indian/Alaskan Native & Black/African American:	0	0	0	0	0	0	0
Other multi-racial:	0	0	0	0	0	0	0
Asian/Pacific Islander:	0	0	0	0	0	0	0
Hispanic:	0	0	0	0	0	0	0
Total:	0	0	0	0	0	0	0
Female-headed Households:	0		0		0		

Income Category:

	Owner	Renter	Total	Person
Extremely Low	0	0	0	0
Low Mod	0	0	0	0
Moderate	0	0	0	0
Non Low Moderate	0	0	0	0
Total	0	0	0	0
Percent Low/Mod	0.0%	0.0%	0.0%	0.0%

Annual Accomplishments

Accomplishment Narrative

Year # Benefiting

UGLG:

Grant Year: 2017

Project: 0007 - 2017 CSH

Objective:

IDIS Activity: 45684 - 7219003 Maverick County

Outcome:

Activity to prevent, prepare for, and respond to Coronavirus: No

Status: Open  
Location:

Matrix Code: General Program Administration (21A)

National Objective:

Initial Funding Date: 01/16/2020  
Financing:  
Funded Amount: \$87,566.65  
Net Drawn: \$52,500.00  
Balance: \$35,066.65

Description:  
local admin

Proposed Accomplishments:

: 0  
Total Population in Service Area: 0  
Census Tract Percent Low / Mod: 0.00

Actual Accomplishments:

Number assisted:

	Owner		Renter		Total		Person
	Total	Hispanic	Total	Hispanic	Total	Hispanic	
White:	0	0	0	0	0	0	0
Black/African American:	0	0	0	0	0	0	0
Asian:	0	0	0	0	0	0	0
American Indian/Alaskan Native:	0	0	0	0	0	0	0
Native Hawaiian/Other Pacific Islander:	0	0	0	0	0	0	0
American Indian/Alaskan Native & White:	0	0	0	0	0	0	0
Asian White:	0	0	0	0	0	0	0
Black/African American & White:	0	0	0	0	0	0	0
American Indian/Alaskan Native & Black/African American:	0	0	0	0	0	0	0
Other multi-racial:	0	0	0	0	0	0	0
Asian/Pacific Islander:	0	0	0	0	0	0	0
Hispanic:	0	0	0	0	0	0	0
Total:	0	0	0	0	0	0	0
Female-headed Households:	0		0		0		

Income Category:

	Owner	Renter	Total	Person
Extremely Low	0	0	0	0
Low Mod	0	0	0	0
Moderate	0	0	0	0
Non Low Moderate	0	0	0	0
Total	0	0	0	0
Percent Low/Mod	0.0%	0.0%	0.0%	0.0%

Annual Accomplishments

Accomplishment Narrative

Year # Benefiting

UGLG:

Grant Year: 2017

Project: 0003 - 2017 ED

Objective:

IDIS Activity: 47483 - 7218012 Elgin

Outcome:

Activity to prevent, prepare for, and respond to Coronavirus: No

Status: Canceled 05/04/2021

Matrix Code: General Program Administration (21A)

Location:

National Objective:

Initial Funding Date: 12/15/2020

Description:

Financing:

local admin

Funded Amount: \$0.00

Net Drawn: \$0.00

Balance: \$0.00

Proposed Accomplishments:

: 0

Total Population in Service Area: 0

Census Tract Percent Low / Mod: 0.00

Actual Accomplishments:

Number assisted:

Owner

Renter

Total

	Total	Hispanic	Total	Hispanic	Total	Hispanic	Person
White:	0	0	0	0	0	0	0
Black/African American:	0	0	0	0	0	0	0
Asian:	0	0	0	0	0	0	0
American Indian/Alaskan Native:	0	0	0	0	0	0	0
Native Hawaiian/Other Pacific Islander:	0	0	0	0	0	0	0
American Indian/Alaskan Native & White:	0	0	0	0	0	0	0
Asian White:	0	0	0	0	0	0	0
Black/African American & White:	0	0	0	0	0	0	0
American Indian/Alaskan Native & Black/African American:	0	0	0	0	0	0	0
Other multi-racial:	0	0	0	0	0	0	0
Asian/Pacific Islander:	0	0	0	0	0	0	0
Hispanic:	0	0	0	0	0	0	0
Total:	0	0	0	0	0	0	0
Female-headed Households:	0		0		0		

Income Category:

	Owner	Renter	Total	Person
Extremely Low	0	0	0	0
Low Mod	0	0	0	0
Moderate	0	0	0	0
Non Low Moderate	0	0	0	0
Total	0	0	0	0
Percent Low/Mod	0.0%	0.0%	0.0%	0.0%

Annual Accomplishments

Accomplishment Narrative

Year # Benefiting

UGLG:

Grant Year: 2017

Project: 0001 - 2017 CD

Objective:

IDIS Activity: 48748 - 7220420 San Saba

Outcome:

Activity to prevent, prepare for, and respond to Coronavirus: No

Status: Open

Matrix Code: General Program Administration (21A)

Location:



, -

National Objective:

Initial Funding Date: 03/17/2021  
 Financing:  
 Funded Amount: \$30,250.00  
 Net Drawn: \$15,125.00  
 Balance: \$15,125.00

Description:  
 local admin

Proposed Accomplishments:

: 0

Total Population in Service Area: 0

Census Tract Percent Low / Mod: 0.00

Actual Accomplishments:

Number assisted:

	Owner		Renter		Total		Person
	Total	Hispanic	Total	Hispanic	Total	Hispanic	
White:	0	0	0	0	0	0	0
Black/African American:	0	0	0	0	0	0	0
Asian:	0	0	0	0	0	0	0
American Indian/Alaskan Native:	0	0	0	0	0	0	0
Native Hawaiian/Other Pacific Islander:	0	0	0	0	0	0	0
American Indian/Alaskan Native & White:	0	0	0	0	0	0	0
Asian White:	0	0	0	0	0	0	0
Black/African American & White:	0	0	0	0	0	0	0
American Indian/Alaskan Native & Black/African American:	0	0	0	0	0	0	0
Other multi-racial:	0	0	0	0	0	0	0
Asian/Pacific Islander:	0	0	0	0	0	0	0
Hispanic:	0	0	0	0	0	0	0
Total:	0	0	0	0	0	0	0
Female-headed Households:	0		0		0		

Income Category:

	Owner	Renter	Total	Person
Extremely Low	0	0	0	0
Low Mod	0	0	0	0

Moderate	0	0	0	0
Non Low Moderate	0	0	0	0
Total	0	0	0	0
Percent Low/Mod	0.0%	0.0%	0.0%	0.0%

Annual Accomplishments Accomplishment Narrative

Year # Benefiting  
 UGLG: SAN SABA  
 Grant Year: 2017

Project: 0001 - 2017 CD

Objective: Create suitable living environments

IDIS Activity: 48749 - 7220420 San Saba

Outcome: Availability/accessibility

Activity to prevent, prepare for, and respond to Coronavirus: No

Status: Open

Matrix Code: Water/Sewer Improvements (03J)

Location:

PO Box 788 San Saba, TX 76877-0788

National Objective: LMA

Initial Funding Date: 03/17/2021  
 Financing:  
 Funded Amount: \$244,750.00  
 Net Drawn: \$17,500.00  
 Balance: \$227,250.00

Description:  
 Contractor shall rehabilitate elevated storage tank to eliminate water leaks and reduce maintenance issues.  
 Contractor shall install an interior and exterior coating system, water level indicator, and

Proposed Accomplishments:

People (General) : 2,494  
 Total Population in Service Area: 2,494  
 Census Tract Percent Low / Mod: 78.20

Actual Accomplishments:

Number assisted:

	Owner		Renter		Total		Person
	Total	Hispanic	Total	Hispanic	Total	Hispanic	
White:	0	0	0	0	0	0	0
Black/African American:	0	0	0	0	0	0	0

Asian:	0	0	0	0	0	0	0
American Indian/Alaskan Native:	0	0	0	0	0	0	0
Native Hawaiian/Other Pacific Islander:	0	0	0	0	0	0	0
American Indian/Alaskan Native & White:	0	0	0	0	0	0	0
Asian White:	0	0	0	0	0	0	0
Black/African American & White:	0	0	0	0	0	0	0
American Indian/Alaskan Native & Black/African American:	0	0	0	0	0	0	0
Other multi-racial:	0	0	0	0	0	0	0
Asian/Pacific Islander:	0	0	0	0	0	0	0
Hispanic:	0	0	0	0	0	0	0
Total:	0	0	0	0	0	0	0
Female-headed Households:	0		0		0		

Income Category:

	Owner	Renter	Total	Person
Extremely Low	0	0	0	0
Low Mod	0	0	0	0
Moderate	0	0	0	0
Non Low Moderate	0	0	0	0
Total	0	0	0	0
Percent Low/Mod	0.0%	0.0%	0.0%	0.0%

Annual Accomplishments

Accomplishment Narrative

Year # Benefiting  
 UGLG: BROOKSHIRE  
 Grant Year: 2018  
 Project: 0003 - 2018 PCB

Objective: Create suitable living environments

IDIS Activity: 43821 - 7218014 Brookshire  
 Activity to prevent, prepare for, and respond to Coronavirus: No

Outcome: Sustainability

Status: Completed 05/13/2021  
 Location:  
 PO Box 160 Brookshire, TX 77423-0160

Matrix Code: State Planning ONLY (20A)

National Objective: LMA

Initial Funding Date: 12/13/2018

Description:

Financing:  
 Funded Amount: \$15,138.00  
 Net Drawn: \$15,138.00  
 Balance: \$0.00

Planning Studies: base planning activities (regarding base mapping, land use, housing, population), economic development, streets, water system, wastewater system, storm drainage, parks, capital improvements program, subdivision ordinance

Proposed Accomplishments:

People (General) : 4,325  
 Total Population in Service Area: 4,325  
 Census Tract Percent Low / Mod: 60.80

Actual Accomplishments:

Number assisted:

	Owner		Renter		Total		Person
	Total	Hispanic	Total	Hispanic	Total	Hispanic	
White:	0	0	0	0	0	0	0
Black/African American:	0	0	0	0	0	0	0
Asian:	0	0	0	0	0	0	0
American Indian/Alaskan Native:	0	0	0	0	0	0	0
Native Hawaiian/Other Pacific Islander:	0	0	0	0	0	0	0
American Indian/Alaskan Native & White:	0	0	0	0	0	0	0
Asian White:	0	0	0	0	0	0	0
Black/African American & White:	0	0	0	0	0	0	0
American Indian/Alaskan Native & Black/African American:	0	0	0	0	0	0	0
Other multi-racial:	0	0	0	0	0	0	0
Asian/Pacific Islander:	0	0	0	0	0	0	0
Hispanic:	0	0	0	0	0	0	0
Total:	0	0	0	0	0	0	0
Female-headed Households:	0		0		0		

Income Category:

	Owner	Renter	Total	Person
Extremely Low	0	0	0	0
Low Mod	0	0	0	0
Moderate	0	0	0	0
Non Low Moderate	0	0	0	0
Total	0	0	0	0

Percent Low/Mod 0.0% 0.0% 0.0% 0.0%

Annual Accomplishments Accomplishment Narrative

Year # Benefiting  
2020 0 \$0.00

UGLG: Fulton

Grant Year: 2018

Project: 0003 - 2018 PCB

Objective: Create suitable living environments

IDIS Activity: 43826 - 7218044 Fulton

Outcome: Sustainability

Activity to prevent, prepare for, and respond to Coronavirus: No

Status: Completed 11/06/2020

Matrix Code: State Planning ONLY (20A)

Location:

PO Box 1130 Fulton, TX 78358-1130

National Objective: LMA

Initial Funding Date: 12/13/2018

Financing:

Funded Amount: \$36,600.00

Net Drawn: \$36,600.00

Balance: \$0.00

Description:

Planning Studies: base planning activities (regarding base mapping, land use, housing, population), economic development, streets, water system, wastewater system, storm drainage, parks, subdivision ordinance, zoning

Proposed Accomplishments:

People (General) : 1,196

Total Population in Service Area: 1,195

Census Tract Percent Low / Mod: 51.40

Actual Accomplishments:

Number assisted:

	Owner		Renter		Total		
	Total	Hispanic	Total	Hispanic	Total	Hispanic	Person
White:	0	0	0	0	0	0	0
Black/African American:	0	0	0	0	0	0	0
Asian:	0	0	0	0	0	0	0
American Indian/Alaskan Native:	0	0	0	0	0	0	0

Native Hawaiian/Other Pacific Islander:	0	0	0	0	0	0	0
American Indian/Alaskan Native & White:	0	0	0	0	0	0	0
Asian White:	0	0	0	0	0	0	0
Black/African American & White:	0	0	0	0	0	0	0
American Indian/Alaskan Native & Black/African American:	0	0	0	0	0	0	0
Other multi-racial:	0	0	0	0	0	0	0
Asian/Pacific Islander:	0	0	0	0	0	0	0
Hispanic:	0	0	0	0	0	0	0
Total:	0	0	0	0	0	0	0
Female-headed Households:	0		0		0		

Income Category:

	Owner	Renter	Total	Person
Extremely Low	0	0	0	0
Low Mod	0	0	0	0
Moderate	0	0	0	0
Non Low Moderate	0	0	0	0
Total	0	0	0	0
Percent Low/Mod	0.0%	0.0%	0.0%	0.0%

Annual Accomplishments

Accomplishment Narrative

Year # Benefiting  
 2018 0 procurement of professional services underway / complete

UGLG: GRAPELAND

Grant Year: 2018

Project: 0003 - 2018 PCB

Objective: Create suitable living environments

IDIS Activity: 43827 - 7218054 Grapeland

Outcome: Sustainability

Activity to prevent, prepare for, and respond to Coronavirus: No

Status: Completed 06/29/2021

Matrix Code: State Planning ONLY (20A)

Location:

PO Box 567 Grapeland, TX 75844-0567

National Objective: LMA

Initial Funding Date: 12/13/2018

Description:

Financing: Planning Studies: base planning activities (regarding base mapping, land use, housing,

Funded Amount: \$44,850.00  
 Net Drawn: \$44,850.00  
 Balance: \$0.00

population), economic development, streets, thoroughfares, water system, wastewater system, storm drainage, parks, capital improvements program, subdivision ordinance,

Proposed Accomplishments:

People (General) : 2,065  
 Total Population in Service Area: 2,065  
 Census Tract Percent Low / Mod: 51.10

Actual Accomplishments:

Number assisted:

	Owner		Renter		Total		Person
	Total	Hispanic	Total	Hispanic	Total	Hispanic	
White:	0	0	0	0	0	0	0
Black/African American:	0	0	0	0	0	0	0
Asian:	0	0	0	0	0	0	0
American Indian/Alaskan Native:	0	0	0	0	0	0	0
Native Hawaiian/Other Pacific Islander:	0	0	0	0	0	0	0
American Indian/Alaskan Native & White:	0	0	0	0	0	0	0
Asian White:	0	0	0	0	0	0	0
Black/African American & White:	0	0	0	0	0	0	0
American Indian/Alaskan Native & Black/African American:	0	0	0	0	0	0	0
Other multi-racial:	0	0	0	0	0	0	0
Asian/Pacific Islander:	0	0	0	0	0	0	0
Hispanic:	0	0	0	0	0	0	0
Total:	0	0	0	0	0	0	0
Female-headed Households:	0		0		0		

Income Category:

	Owner	Renter	Total	Person
Extremely Low	0	0	0	0
Low Mod	0	0	0	0
Moderate	0	0	0	0
Non Low Moderate	0	0	0	0
Total	0	0	0	0
Percent Low/Mod	0.0%	0.0%	0.0%	0.0%

Annual Accomplishments      Accomplishment Narrative  
 Year      # Benefiting  
 2018      0 procurement of professional services underway / complete

UGLG:      Hale Center

Grant Year:      2018

Project:      0003 - 2018 PCB

Objective:      Create suitable living environments

IDIS Activity:      43828 - 7218064 Hale Center

Outcome:      Sustainability

Activity to prevent, prepare for, and respond to Coronavirus:      No

Status:      Completed 01/11/2021

Matrix Code:      State Planning ONLY (20A)

Location:

PO Box 532 Hale Center, TX 79041-0532

National Objective: LMA

Initial Funding Date:      12/13/2018

Description:

Financing:  
 Funded Amount:      \$44,430.00  
 Net Drawn:      \$44,430.00  
 Balance:      \$0.00

Planning Studies: base planning activities (regarding base mapping, land use, housing, population), economic development, streets, water system, wastewater system, storm drainage, parks, capital improvements program, zoning

Proposed Accomplishments:

People (General) : 2,160  
 Total Population in Service Area: 2,160  
 Census Tract Percent Low / Mod: 53.70

Actual Accomplishments:

Number assisted:

	Owner		Renter		Total		Person
	Total	Hispanic	Total	Hispanic	Total	Hispanic	
White:	0	0	0	0	0	0	0
Black/African American:	0	0	0	0	0	0	0
Asian:	0	0	0	0	0	0	0
American Indian/Alaskan Native:	0	0	0	0	0	0	0
Native Hawaiian/Other Pacific Islander:	0	0	0	0	0	0	0
American Indian/Alaskan Native & White:	0	0	0	0	0	0	0



Asian White:	0	0	0	0	0	0	0
Black/African American & White:	0	0	0	0	0	0	0
American Indian/Alaskan Native & Black/African American:	0	0	0	0	0	0	0
Other multi-racial:	0	0	0	0	0	0	0
Asian/Pacific Islander:	0	0	0	0	0	0	0
Hispanic:	0	0	0	0	0	0	0
Total:	0	0	0	0	0	0	0
Female-headed Households:	0		0		0		

Income Category:

	Owner	Renter	Total	Person
Extremely Low	0	0	0	0
Low Mod	0	0	0	0
Moderate	0	0	0	0
Non Low Moderate	0	0	0	0
Total	0	0	0	0
Percent Low/Mod	0.0%	0.0%	0.0%	0.0%

Annual Accomplishments

Accomplishment Narrative

Year # Benefiting  
 2018 0 procurement of professional services underway / complete  
 UGLG: CITY OF JOAQUIN  
 Grant Year: 2018  
 Project: 0003 - 2018 PCB  
 IDIS Activity: 43829 - 7218074 Joaquin  
 Activity to prevent, prepare for, and respond to Coronavirus: No  
 Status: Completed 06/29/2021  
 Location:  
 PO Box 237 Joaquin, TX 75954-0237

Objective: Create suitable living environments  
 Outcome: Sustainability  
 Matrix Code: State Planning ONLY (20A)  
 National Objective: LMA

Initial Funding Date: 12/13/2018  
 Financing:  
 Funded Amount: \$33,405.00

Description:  
 Planning Studies: base planning activities (regarding base mapping, land use, housing, population), economic development, streets, water system, wastewater system, storm

Net Drawn: \$33,405.00  
 Balance: \$0.00

drainage, gas system, parks, capital improvements program, subdivision ordinance, zoning

Proposed Accomplishments:

People (General) : 830  
 Total Population in Service Area: 830  
 Census Tract Percent Low / Mod: 68.60

Actual Accomplishments:

Number assisted:

	Owner		Renter		Total		Person
	Total	Hispanic	Total	Hispanic	Total	Hispanic	
White:	0	0	0	0	0	0	0
Black/African American:	0	0	0	0	0	0	0
Asian:	0	0	0	0	0	0	0
American Indian/Alaskan Native:	0	0	0	0	0	0	0
Native Hawaiian/Other Pacific Islander:	0	0	0	0	0	0	0
American Indian/Alaskan Native & White:	0	0	0	0	0	0	0
Asian White:	0	0	0	0	0	0	0
Black/African American & White:	0	0	0	0	0	0	0
American Indian/Alaskan Native & Black/African American:	0	0	0	0	0	0	0
Other multi-racial:	0	0	0	0	0	0	0
Asian/Pacific Islander:	0	0	0	0	0	0	0
Hispanic:	0	0	0	0	0	0	0
Total:	0	0	0	0	0	0	0
Female-headed Households:	0		0		0		

Income Category:

	Owner	Renter	Total	Person
Extremely Low	0	0	0	0
Low Mod	0	0	0	0
Moderate	0	0	0	0
Non Low Moderate	0	0	0	0
Total	0	0	0	0
Percent Low/Mod	0.0%	0.0%	0.0%	0.0%

Annual Accomplishments      Accomplishment Narrative

Year # Benefiting  
 2018 0 procurement of professional services underway / complete

UGLG: Littlefield

Grant Year: 2018

Project: 0003 - 2018 PCB

Objective: Create suitable living environments

IDIS Activity: 43830 - 7218084 Littlefield

Outcome: Sustainability

Activity to prevent, prepare for, and respond to Coronavirus: No

Status: Completed 05/07/2021

Matrix Code: State Planning ONLY (20A)

Location:

PO Box 1267 Littlefield, TX 79339-1267

National Objective: LMA

Initial Funding Date: 12/13/2018

Financing:

Funded Amount: \$55,000.00

Net Drawn: \$55,000.00

Balance: \$0.00

Description:

Planning Studies: base planning activities (regarding base mapping, land use, housing, population), streets, water system, wastewater system, storm drainage, parks, capital improvements program

Proposed Accomplishments:

People (General) : 6,225

Total Population in Service Area: 6,225

Census Tract Percent Low / Mod: 53.50

Actual Accomplishments:

Number assisted:

	Owner		Renter		Total		Person
	Total	Hispanic	Total	Hispanic	Total	Hispanic	
White:	0	0	0	0	0	0	0
Black/African American:	0	0	0	0	0	0	0
Asian:	0	0	0	0	0	0	0
American Indian/Alaskan Native:	0	0	0	0	0	0	0
Native Hawaiian/Other Pacific Islander:	0	0	0	0	0	0	0
American Indian/Alaskan Native & White:	0	0	0	0	0	0	0
Asian White:	0	0	0	0	0	0	0

Black/African American & White:	0	0	0	0	0	0	0
American Indian/Alaskan Native & Black/African American:	0	0	0	0	0	0	0
Other multi-racial:	0	0	0	0	0	0	0
Asian/Pacific Islander:	0	0	0	0	0	0	0
Hispanic:	0	0	0	0	0	0	0
Total:	0	0	0	0	0	0	0
Female-headed Households:	0		0		0		

Income Category:

	Owner	Renter	Total	Person
Extremely Low	0	0	0	0
Low Mod	0	0	0	0
Moderate	0	0	0	0
Non Low Moderate	0	0	0	0
Total	0	0	0	0
Percent Low/Mod	0.0%	0.0%	0.0%	0.0%

Annual Accomplishments

Accomplishment Narrative

Year # Benefiting

2018 0 procurement of professional services underway / complete

UGLG: NEW SUMMERFIELD

Grant Year: 2018

Project: 0003 - 2018 PCB

Objective: Create suitable living environments

IDIS Activity: 43831 - 7218094 New Summerfield

Outcome: Sustainability

Activity to prevent, prepare for, and respond to Coronavirus: No

Status: Completed 06/29/2021

Matrix Code: State Planning ONLY (20A)

Location:

PO Box 38 New Summerfield, TX 75780-0038

National Objective: LMA

Initial Funding Date: 12/13/2018

Financing:

Funded Amount: \$34,920.00

Net Drawn: \$34,920.00

Description:

Planning Studies: base planning activities (regarding base mapping, land use, housing, population), streets, water system, wastewater system, storm drainage, gas system, capital improvements program

Balance: \$0.00

Proposed Accomplishments:

People (General) : 1,210

Total Population in Service Area: 1,210

Census Tract Percent Low / Mod: 58.20

Actual Accomplishments:

Number assisted:

	Owner		Renter		Total		Person
	Total	Hispanic	Total	Hispanic	Total	Hispanic	
White:	0	0	0	0	0	0	0
Black/African American:	0	0	0	0	0	0	0
Asian:	0	0	0	0	0	0	0
American Indian/Alaskan Native:	0	0	0	0	0	0	0
Native Hawaiian/Other Pacific Islander:	0	0	0	0	0	0	0
American Indian/Alaskan Native & White:	0	0	0	0	0	0	0
Asian White:	0	0	0	0	0	0	0
Black/African American & White:	0	0	0	0	0	0	0
American Indian/Alaskan Native & Black/African American:	0	0	0	0	0	0	0
Other multi-racial:	0	0	0	0	0	0	0
Asian/Pacific Islander:	0	0	0	0	0	0	0
Hispanic:	0	0	0	0	0	0	0
Total:	0	0	0	0	0	0	0
Female-headed Households:	0		0		0		

Income Category:

	Owner	Renter	Total	Person
Extremely Low	0	0	0	0
Low Mod	0	0	0	0
Moderate	0	0	0	0
Non Low Moderate	0	0	0	0
Total	0	0	0	0
Percent Low/Mod	0.0%	0.0%	0.0%	0.0%

Annual Accomplishments

Accomplishment Narrative

Year # Benefiting

2018 0 procurement of professional services underway / complete

UGLG: PILOT POINT

Grant Year: 2018

Project: 0003 - 2018 PCB

Objective: Create suitable living environments

IDIS Activity: 43833 - 7218114 Pilot Point

Outcome: Sustainability

Activity to prevent, prepare for, and respond to Coronavirus: No

Status: Completed 02/11/2021

Matrix Code: State Planning ONLY (20A)

Location:

102 E Main St Pilot Point, TX 76258-4533

National Objective: LMA

Initial Funding Date: 12/13/2018

Financing:

Funded Amount: \$49,785.00

Net Drawn: \$49,785.00

Balance: \$0.00

Description:

Planning Studies: base planning activities (regarding base mapping, land use, housing, population), economic development, central business district, streets, water system, wastewater system, storm drainage, capital improvements program, subdivision ordinance

Proposed Accomplishments:

People (General) : 3,850

Total Population in Service Area: 3,850

Census Tract Percent Low / Mod: 51.10

Actual Accomplishments:

Number assisted:

	Owner		Renter		Total		Person
	Total	Hispanic	Total	Hispanic	Total	Hispanic	
White:	0	0	0	0	0	0	0
Black/African American:	0	0	0	0	0	0	0
Asian:	0	0	0	0	0	0	0
American Indian/Alaskan Native:	0	0	0	0	0	0	0
Native Hawaiian/Other Pacific Islander:	0	0	0	0	0	0	0
American Indian/Alaskan Native & White:	0	0	0	0	0	0	0
Asian White:	0	0	0	0	0	0	0
Black/African American & White:	0	0	0	0	0	0	0

American Indian/Alaskan Native & Black/African American:	0	0	0	0	0	0	0
Other multi-racial:	0	0	0	0	0	0	0
Asian/Pacific Islander:	0	0	0	0	0	0	0
Hispanic:	0	0	0	0	0	0	0
Total:	0	0	0	0	0	0	0
Female-headed Households:	0		0		0		

Income Category:

	Owner	Renter	Total	Person
Extremely Low	0	0	0	0
Low Mod	0	0	0	0
Moderate	0	0	0	0
Non Low Moderate	0	0	0	0
Total	0	0	0	0
Percent Low/Mod	0.0%	0.0%	0.0%	0.0%

Annual Accomplishments

Accomplishment Narrative

Year # Benefiting

2020 0 \$0.00

UGLG: CITY OF RALLS

Grant Year: 2018

Project: 0003 - 2018 PCB

Objective: Create suitable living environments

IDIS Activity: 43834 - 7218124 Ralls

Outcome: Sustainability

Activity to prevent, prepare for, and respond to Coronavirus: No

Status: Completed 11/17/2020

Matrix Code: State Planning ONLY (20A)

Location:

800 Avenue I Ralls, TX 79357-3500

National Objective: LMA

Initial Funding Date: 12/13/2018

Financing:

Funded Amount: \$44,430.00

Net Drawn: \$44,430.00

Balance: \$0.00

Description:

Planning Studies: base planning activities (regarding base mapping, land use, housing, population), economic development, streets, water system, wastewater system, storm drainage, parks, capital improvements program, subdivision ordinance

Proposed Accomplishments:

People (General) : 2,090

Total Population in Service Area: 2,090

Census Tract Percent Low / Mod: 62.90

Actual Accomplishments:

Number assisted:

	Owner		Renter		Total		Person
	Total	Hispanic	Total	Hispanic	Total	Hispanic	
White:	0	0	0	0	0	0	0
Black/African American:	0	0	0	0	0	0	0
Asian:	0	0	0	0	0	0	0
American Indian/Alaskan Native:	0	0	0	0	0	0	0
Native Hawaiian/Other Pacific Islander:	0	0	0	0	0	0	0
American Indian/Alaskan Native & White:	0	0	0	0	0	0	0
Asian White:	0	0	0	0	0	0	0
Black/African American & White:	0	0	0	0	0	0	0
American Indian/Alaskan Native & Black/African American:	0	0	0	0	0	0	0
Other multi-racial:	0	0	0	0	0	0	0
Asian/Pacific Islander:	0	0	0	0	0	0	0
Hispanic:	0	0	0	0	0	0	0
Total:	0	0	0	0	0	0	0
Female-headed Households:	0		0		0		

Income Category:

	Owner	Renter	Total	Person
Extremely Low	0	0	0	0
Low Mod	0	0	0	0
Moderate	0	0	0	0
Non Low Moderate	0	0	0	0
Total	0	0	0	0
Percent Low/Mod	0.0%	0.0%	0.0%	0.0%

Annual Accomplishments

Accomplishment Narrative

Year	# Benefiting
2019	0 \$0.00



UGLG: Jim Wells County  
 Grant Year: 2018  
 Project: 0005 - 2018 CFC

Objective: Create suitable living environments

IDIS Activity: 43940 - 7218105 Jim Wells County  
 Activity to prevent, prepare for, and respond to Coronavirus: No

Outcome: Sustainability

Status: Open  
 Location:  
 200 N Almond St Rm 101 Alice, TX 78332-4845

Matrix Code: Rehab; Single-Unit Residential (14A)

National Objective: LMH

Initial Funding Date: 12/14/2018  
 Financing:  
 Funded Amount: \$33,000.00  
 Net Drawn: \$2,100.00  
 Balance: \$30,900.00

Description:  
 first-time water, water and housing improvements for the residents of KieslingHowell  
 colonia.

Proposed Accomplishments:  
 Housing Units : 23  
 Total Population in Service Area: 0  
 Census Tract Percent Low / Mod: 0.00

Actual Accomplishments:

Number assisted:

	Owner		Renter		Total		Person
	Total	Hispanic	Total	Hispanic	Total	Hispanic	
White:	0	0	0	0	0	0	0
Black/African American:	0	0	0	0	0	0	0
Asian:	0	0	0	0	0	0	0
American Indian/Alaskan Native:	0	0	0	0	0	0	0
Native Hawaiian/Other Pacific Islander:	0	0	0	0	0	0	0
American Indian/Alaskan Native & White:	0	0	0	0	0	0	0
Asian White:	0	0	0	0	0	0	0
Black/African American & White:	0	0	0	0	0	0	0
American Indian/Alaskan Native & Black/African American:	0	0	0	0	0	0	0

Other multi-racial:	0	0	0	0	0	0	0
Asian/Pacific Islander:	0	0	0	0	0	0	0
Hispanic:	0	0	0	0	0	0	0
Total:	0	0	0	0	0	0	0
Female-headed Households:	0		0		0		

Income Category:

	Owner	Renter	Total	Person
Extremely Low	0	0	0	0
Low Mod	0	0	0	0
Moderate	0	0	0	0
Non Low Moderate	0	0	0	0
Total	0	0	0	0
Percent Low/Mod	0.0%	0.0%	0.0%	0.0%

Annual Accomplishments	Accomplishment Narrative
Year	# Benefiting
2018	0 CDBG contract prepared and routed for approval

UGLG:  
Grant Year: 2018  
Project: 0005 - 2018 CFC

Objective:

IDIS Activity: 43952 - 7218125 Real County  
Activity to prevent, prepare for, and respond to Coronavirus: No

Outcome:

Status: Canceled 06/28/2021  
Location:  
, -

Matrix Code: General Program Administration (21A)

National Objective:

Initial Funding Date: 12/17/2018  
Financing:  
Funded Amount: \$0.00  
Net Drawn: \$0.00  
Balance: \$0.00

Description:  
local admin

Proposed Accomplishments:

: 0

Total Population in Service Area: 0

Census Tract Percent Low / Mod: 0.00

Actual Accomplishments:

Number assisted:

	Owner		Renter		Total		Person
	Total	Hispanic	Total	Hispanic	Total	Hispanic	
White:	0	0	0	0	0	0	0
Black/African American:	0	0	0	0	0	0	0
Asian:	0	0	0	0	0	0	0
American Indian/Alaskan Native:	0	0	0	0	0	0	0
Native Hawaiian/Other Pacific Islander:	0	0	0	0	0	0	0
American Indian/Alaskan Native & White:	0	0	0	0	0	0	0
Asian White:	0	0	0	0	0	0	0
Black/African American & White:	0	0	0	0	0	0	0
American Indian/Alaskan Native & Black/African American:	0	0	0	0	0	0	0
Other multi-racial:	0	0	0	0	0	0	0
Asian/Pacific Islander:	0	0	0	0	0	0	0
Hispanic:	0	0	0	0	0	0	0
Total:	0	0	0	0	0	0	0
Female-headed Households:	0		0		0		

Income Category:

	Owner	Renter	Total	Person
Extremely Low	0	0	0	0
Low Mod	0	0	0	0
Moderate	0	0	0	0
Non Low Moderate	0	0	0	0
Total	0	0	0	0
Percent Low/Mod	0.0%	0.0%	0.0%	0.0%

Annual Accomplishments

Accomplishment Narrative

Year # Benefiting

UGLG: REAL COUNTY

Grant Year: 2018

Project: 0005 - 2018 CFC

Objective: Create suitable living environments

IDIS Activity: 43954 - 7218125 Real County

Outcome: Sustainability

Activity to prevent, prepare for, and respond to Coronavirus: No

Status: Canceled 06/28/2021

Matrix Code: Rehab; Single-Unit Residential (14A)

Location:

PO Box 446 Leakey, TX 78873-0446

National Objective: LMH

Initial Funding Date: 12/17/2018

Description:

Financing:

first-time sewer and sewer improvements in Chula Vista #1 colonia

Funded Amount: \$0.00

Net Drawn: \$0.00

Balance: \$0.00

Proposed Accomplishments:

Housing Units : 12

Total Population in Service Area: 0

Census Tract Percent Low / Mod: 0.00

Actual Accomplishments:

Number assisted:

	Owner		Renter		Total		Person
	Total	Hispanic	Total	Hispanic	Total	Hispanic	
White:	0	0	0	0	0	0	0
Black/African American:	0	0	0	0	0	0	0
Asian:	0	0	0	0	0	0	0
American Indian/Alaskan Native:	0	0	0	0	0	0	0
Native Hawaiian/Other Pacific Islander:	0	0	0	0	0	0	0
American Indian/Alaskan Native & White:	0	0	0	0	0	0	0
Asian White:	0	0	0	0	0	0	0
Black/African American & White:	0	0	0	0	0	0	0
American Indian/Alaskan Native & Black/African American:	0	0	0	0	0	0	0
Other multi-racial:	0	0	0	0	0	0	0
Asian/Pacific Islander:	0	0	0	0	0	0	0

Hispanic:	0	0	0	0	0	0	0
Total:	0	0	0	0	0	0	0
Female-headed Households:	0		0		0		

Income Category:

	Owner	Renter	Total	Person
Extremely Low	0	0	0	0
Low Mod	0	0	0	0
Moderate	0	0	0	0
Non Low Moderate	0	0	0	0
Total	0	0	0	0
Percent Low/Mod	0.0%	0.0%	0.0%	0.0%

Annual Accomplishments

Accomplishment Narrative

Year # Benefiting

2018 0 CDBG contract prepared and routed for approval

UGLG:

Grant Year: 2018

Project: 0005 - 2018 CFC

Objective:

IDIS Activity: 43955 - 7218135 Real County

Outcome:

Activity to prevent, prepare for, and respond to Coronavirus: No

Status: Canceled 06/28/2021

Matrix Code: General Program Administration (21A)

Location:

National Objective:

Initial Funding Date: 12/17/2018

Description:

Financing:

local admin

Funded Amount: \$0.00

Net Drawn: \$0.00

Balance: \$0.00

Proposed Accomplishments:

: 0

Total Population in Service Area: 0  
 Census Tract Percent Low / Mod: 0.00

Actual Accomplishments:

Number assisted:

	Owner		Renter		Total		Person
	Total	Hispanic	Total	Hispanic	Total	Hispanic	
White:	0	0	0	0	0	0	0
Black/African American:	0	0	0	0	0	0	0
Asian:	0	0	0	0	0	0	0
American Indian/Alaskan Native:	0	0	0	0	0	0	0
Native Hawaiian/Other Pacific Islander:	0	0	0	0	0	0	0
American Indian/Alaskan Native & White:	0	0	0	0	0	0	0
Asian White:	0	0	0	0	0	0	0
Black/African American & White:	0	0	0	0	0	0	0
American Indian/Alaskan Native & Black/African American:	0	0	0	0	0	0	0
Other multi-racial:	0	0	0	0	0	0	0
Asian/Pacific Islander:	0	0	0	0	0	0	0
Hispanic:	0	0	0	0	0	0	0
Total:	0	0	0	0	0	0	0
Female-headed Households:	0		0		0		

Income Category:

	Owner	Renter	Total	Person
Extremely Low	0	0	0	0
Low Mod	0	0	0	0
Moderate	0	0	0	0
Non Low Moderate	0	0	0	0
Total	0	0	0	0
Percent Low/Mod	0.0%	0.0%	0.0%	0.0%

Annual Accomplishments

Accomplishment Narrative

Year # Benefiting  
 UGLG: REAL COUNTY  
 Grant Year: 2018  
 Project: 0005 - 2018 CFC

Objective: Create suitable living environments

IDIS Activity: 43957 - 7218135 Real County  
 Activity to prevent, prepare for, and respond to Coronavirus: No

Outcome: Sustainability

Status: Canceled 06/28/2021  
 Location:  
 PO Box 446 Leakey, TX 78873-0446

Matrix Code: Rehab; Single-Unit Residential (14A)

National Objective: LMH

Initial Funding Date: 12/17/2018  
 Financing:  
 Funded Amount: \$0.00  
 Net Drawn: \$0.00  
 Balance: \$0.00

Description:  
 first-time sewer and sewer improvements in Chula Vista #2

Proposed Accomplishments:  
 Housing Units : 20  
 Total Population in Service Area: 0  
 Census Tract Percent Low / Mod: 0.00

Actual Accomplishments:

Number assisted:

	Owner		Renter		Total		Person
	Total	Hispanic	Total	Hispanic	Total	Hispanic	
White:	0	0	0	0	0	0	0
Black/African American:	0	0	0	0	0	0	0
Asian:	0	0	0	0	0	0	0
American Indian/Alaskan Native:	0	0	0	0	0	0	0
Native Hawaiian/Other Pacific Islander:	0	0	0	0	0	0	0
American Indian/Alaskan Native & White:	0	0	0	0	0	0	0
Asian White:	0	0	0	0	0	0	0
Black/African American & White:	0	0	0	0	0	0	0
American Indian/Alaskan Native & Black/African American:	0	0	0	0	0	0	0
Other multi-racial:	0	0	0	0	0	0	0
Asian/Pacific Islander:	0	0	0	0	0	0	0
Hispanic:	0	0	0	0	0	0	0

Total: 0 0 0 0 0 0 0  
 Female-headed Households: 0 0 0 0 0 0

Income Category:

	Owner	Renter	Total	Person
Extremely Low	0	0	0	0
Low Mod	0	0	0	0
Moderate	0	0	0	0
Non Low Moderate	0	0	0	0
Total	0	0	0	0
Percent Low/Mod	0.0%	0.0%	0.0%	0.0%

Annual Accomplishments

Accomplishment Narrative

Year # Benefiting  
 2018 0 CDBG contract prepared and routed for approval

UGLG: UVALDE COUNTY

Grant Year: 2018

Project: 0005 - 2018 CFC

Objective: Create economic opportunities

IDIS Activity: 43959 - 7218145 Uvalde County

Outcome: Sustainability

Activity to prevent, prepare for, and respond to Coronavirus: No

Status: Open

Matrix Code: Water/Sewer Improvements (03J)

Location:

100 N Getty St Uvalde, TX 78801-5257

National Objective: LMA

Initial Funding Date: 12/17/2018

Financing:

Funded Amount: \$94,165.30

Net Drawn: \$94,165.30

Balance: \$0.00

Description:

first-time sewer and sewer improvements in the Flores colonia

Proposed Accomplishments:

People (General) : 52

Total Population in Service Area: 52



Census Tract Percent Low / Mod: 100.00

Actual Accomplishments:

Number assisted:

	Owner		Renter		Total		Person
	Total	Hispanic	Total	Hispanic	Total	Hispanic	
White:	0	0	0	0	0	0	0
Black/African American:	0	0	0	0	0	0	0
Asian:	0	0	0	0	0	0	0
American Indian/Alaskan Native:	0	0	0	0	0	0	0
Native Hawaiian/Other Pacific Islander:	0	0	0	0	0	0	0
American Indian/Alaskan Native & White:	0	0	0	0	0	0	0
Asian White:	0	0	0	0	0	0	0
Black/African American & White:	0	0	0	0	0	0	0
American Indian/Alaskan Native & Black/African American:	0	0	0	0	0	0	0
Other multi-racial:	0	0	0	0	0	0	0
Asian/Pacific Islander:	0	0	0	0	0	0	0
Hispanic:	0	0	0	0	0	0	0
Total:	0	0	0	0	0	0	0
Female-headed Households:	0		0		0		

Income Category:

	Owner	Renter	Total	Person
Extremely Low	0	0	0	0
Low Mod	0	0	0	0
Moderate	0	0	0	0
Non Low Moderate	0	0	0	0
Total	0	0	0	0
Percent Low/Mod	0.0%	0.0%	0.0%	0.0%

Annual Accomplishments

Accomplishment Narrative

Year # Benefiting  
 UGLG: UVALDE COUNTY  
 Grant Year: 2018  
 Project: 0003 - 2015 CFC

Objective: Create suitable living environments

IDIS Activity: 43960 - 7218145 Uvalde County  
 Activity to prevent, prepare for, and respond to Coronavirus: No

Outcome: Sustainability

Status: Open  
 Location:  
 100 N Getty St Uvalde, TX 78801-5257

Matrix Code: Rehab; Single-Unit Residential (14A)

National Objective: LMH

Initial Funding Date: 01/17/2019  
 Financing:  
 Funded Amount: \$0.00  
 Net Drawn: \$0.00  
 Balance: \$0.00

Description:  
 first-time sewer and sewer improvements in the Flores colonia

Proposed Accomplishments:  
 Housing Units : 14  
 Total Population in Service Area: 0  
 Census Tract Percent Low / Mod: 0.00

Actual Accomplishments:

Number assisted:

	Owner		Renter		Total		Person
	Total	Hispanic	Total	Hispanic	Total	Hispanic	
White:	0	0	0	0	0	0	0
Black/African American:	0	0	0	0	0	0	0
Asian:	0	0	0	0	0	0	0
American Indian/Alaskan Native:	0	0	0	0	0	0	0
Native Hawaiian/Other Pacific Islander:	0	0	0	0	0	0	0
American Indian/Alaskan Native & White:	0	0	0	0	0	0	0
Asian White:	0	0	0	0	0	0	0
Black/African American & White:	0	0	0	0	0	0	0
American Indian/Alaskan Native & Black/African American:	0	0	0	0	0	0	0
Other multi-racial:	0	0	0	0	0	0	0
Asian/Pacific Islander:	0	0	0	0	0	0	0
Hispanic:	0	0	0	0	0	0	0
Total:	0	0	0	0	0	0	0

Female-headed Households: 0 0 0

Income Category:

	Owner	Renter	Total	Person
Extremely Low	0	0	0	0
Low Mod	0	0	0	0
Moderate	0	0	0	0
Non Low Moderate	0	0	0	0
Total	0	0	0	0
Percent Low/Mod	0.0%	0.0%	0.0%	0.0%

Annual Accomplishments

Accomplishment Narrative

Year # Benefiting  
2018

0 procurement of professional services underway / complete

UGLG:

Grant Year: 2018

Project: 0001 - 2018 CD

Objective:

IDIS Activity: 43962 - 7218000 Abernathy

Outcome:

Activity to prevent, prepare for, and respond to Coronavirus: No

Status: Completed 07/14/2021

Matrix Code: General Program Administration (21A)

Location:

National Objective:

, -

Initial Funding Date: 12/18/2018

Description:

Financing:

local admin

Funded Amount: \$27,000.00

Net Drawn: \$27,000.00

Balance: \$0.00

Proposed Accomplishments:

: 0

Total Population in Service Area: 0

Census Tract Percent Low / Mod: 0.00

Actual Accomplishments:

Number assisted:

	Owner		Renter		Total		Person
	Total	Hispanic	Total	Hispanic	Total	Hispanic	
White:	0	0	0	0	0	0	0
Black/African American:	0	0	0	0	0	0	0
Asian:	0	0	0	0	0	0	0
American Indian/Alaskan Native:	0	0	0	0	0	0	0
Native Hawaiian/Other Pacific Islander:	0	0	0	0	0	0	0
American Indian/Alaskan Native & White:	0	0	0	0	0	0	0
Asian White:	0	0	0	0	0	0	0
Black/African American & White:	0	0	0	0	0	0	0
American Indian/Alaskan Native & Black/African American:	0	0	0	0	0	0	0
Other multi-racial:	0	0	0	0	0	0	0
Asian/Pacific Islander:	0	0	0	0	0	0	0
Hispanic:	0	0	0	0	0	0	0
Total:	0	0	0	0	0	0	0
Female-headed Households:	0		0		0		

Income Category:

	Owner	Renter	Total	Person
Extremely Low	0	0	0	0
Low Mod	0	0	0	0
Moderate	0	0	0	0
Non Low Moderate	0	0	0	0
Total	0	0	0	0
Percent Low/Mod	0.0%	0.0%	0.0%	0.0%

Annual Accomplishments

Accomplishment Narrative

Year # Benefiting

UGLG: ABERNATHY

Grant Year: 2018

Project: 0001 - 2018 CD

Objective: Create suitable living environments

IDIS Activity: 43963 - 7218000 Abernathy

Outcome: Sustainability

Activity to prevent, prepare for, and respond to Coronavirus: No

Status: Completed 06/28/2021  
 Location:  
 PO Box 310 Abernathy, TX 79311-0310

Matrix Code: Street Improvements (03K)

National Objective: LMA

Initial Funding Date: 12/18/2018  
 Financing:  
 Funded Amount: \$248,000.00  
 Net Drawn: \$248,000.00  
 Balance: \$0.00

Description:  
 Contractor shall reconstruct approximately two thousand five hundred linear feet (2,500 l.f.) of street utilizing a six-inch (6) flex-base, two-inch (2) HMAC, three thousand five hundred linear feet (3,500 l.f.) curb and gutter, and all associated appurtenances.

Proposed Accomplishments:  
 People (General) : 73  
 Total Population in Service Area: 73  
 Census Tract Percent Low / Mod: 72.60

Actual Accomplishments:

Number assisted:

	Owner		Renter		Total		Person
	Total	Hispanic	Total	Hispanic	Total	Hispanic	
White:	0	0	0	0	0	0	0
Black/African American:	0	0	0	0	0	0	0
Asian:	0	0	0	0	0	0	0
American Indian/Alaskan Native:	0	0	0	0	0	0	0
Native Hawaiian/Other Pacific Islander:	0	0	0	0	0	0	0
American Indian/Alaskan Native & White:	0	0	0	0	0	0	0
Asian White:	0	0	0	0	0	0	0
Black/African American & White:	0	0	0	0	0	0	0
American Indian/Alaskan Native & Black/African American:	0	0	0	0	0	0	0
Other multi-racial:	0	0	0	0	0	0	0
Asian/Pacific Islander:	0	0	0	0	0	0	0
Hispanic:	0	0	0	0	0	0	0
Total:	0	0	0	0	0	0	0
Female-headed Households:	0		0		0		

Income Category:

	Owner	Renter	Total	Person
Extremely Low	0	0	0	0
Low Mod	0	0	0	0
Moderate	0	0	0	0
Non Low Moderate	0	0	0	0
Total	0	0	0	0
Percent Low/Mod	0.0%	0.0%	0.0%	0.0%

Annual Accomplishments

Accomplishment Narrative

Year # Benefiting  
 2018 0 project design, plans and specs are being prepared by engineer

UGLG: Anthony

Grant Year: 2018

Project: 0001 - 2018 CD

Objective: Create suitable living environments

IDIS Activity: 43964 - 7218001 Anthony

Outcome: Sustainability

Activity to prevent, prepare for, and respond to Coronavirus: No

Status: Completed 07/07/2021

Matrix Code: Street Improvements (03K)

Location:

PO Box 1269 Anthony, TX 79821-1269

National Objective: LMA

Initial Funding Date: 12/18/2018

Financing:

Funded Amount: \$274,997.57

Net Drawn: \$274,997.57

Balance: \$0.00

Description:

Contractor shall reconstruct approximately one thousand one hundred eighty-six linear feet (1,186 l.f.) of street utilizing a ten-inch (10) base, two-inch (2) HMA, and all associated appurtenances.

Proposed Accomplishments:

People (General) : 3,315

Total Population in Service Area: 3,315

Census Tract Percent Low / Mod: 60.60

Actual Accomplishments:

Number assisted:

	Owner		Renter		Total		Person
	Total	Hispanic	Total	Hispanic	Total	Hispanic	
White:	0	0	0	0	0	0	0
Black/African American:	0	0	0	0	0	0	0
Asian:	0	0	0	0	0	0	0
American Indian/Alaskan Native:	0	0	0	0	0	0	0
Native Hawaiian/Other Pacific Islander:	0	0	0	0	0	0	0
American Indian/Alaskan Native & White:	0	0	0	0	0	0	0
Asian White:	0	0	0	0	0	0	0
Black/African American & White:	0	0	0	0	0	0	0
American Indian/Alaskan Native & Black/African American:	0	0	0	0	0	0	0
Other multi-racial:	0	0	0	0	0	0	0
Asian/Pacific Islander:	0	0	0	0	0	0	0
Hispanic:	0	0	0	0	0	0	0
Total:	0	0	0	0	0	0	0
Female-headed Households:	0		0		0		

Income Category:

	Owner	Renter	Total	Person
Extremely Low	0	0	0	0
Low Mod	0	0	0	0
Moderate	0	0	0	0
Non Low Moderate	0	0	0	0
Total	0	0	0	0
Percent Low/Mod	0.0%	0.0%	0.0%	0.0%

Annual Accomplishments

Accomplishment Narrative

Year # Benefiting

2018 0 procurement of professional services underway / complete

UGLG:

Grant Year: 2018

Project: 0001 - 2018 CD

Objective:

IDIS Activity: 43966 - 7218009 Atascosa County

Outcome:

Activity to prevent, prepare for, and respond to Coronavirus: No

Status: Completed 04/06/2021

Matrix Code: General Program Administration (21A)

Location:

National Objective:

Initial Funding Date: 12/19/2018  
 Financing:  
 Funded Amount: \$27,000.00  
 Net Drawn: \$27,000.00  
 Balance: \$0.00

Description:  
local admin

Proposed Accomplishments:

: 0  
 Total Population in Service Area: 0  
 Census Tract Percent Low / Mod: 0.00

Actual Accomplishments:

Number assisted:

	Owner		Renter		Total		Person
	Total	Hispanic	Total	Hispanic	Total	Hispanic	
White:	0	0	0	0	0	0	0
Black/African American:	0	0	0	0	0	0	0
Asian:	0	0	0	0	0	0	0
American Indian/Alaskan Native:	0	0	0	0	0	0	0
Native Hawaiian/Other Pacific Islander:	0	0	0	0	0	0	0
American Indian/Alaskan Native & White:	0	0	0	0	0	0	0
Asian White:	0	0	0	0	0	0	0
Black/African American & White:	0	0	0	0	0	0	0
American Indian/Alaskan Native & Black/African American:	0	0	0	0	0	0	0
Other multi-racial:	0	0	0	0	0	0	0
Asian/Pacific Islander:	0	0	0	0	0	0	0
Hispanic:	0	0	0	0	0	0	0
Total:	0	0	0	0	0	0	0
Female-headed Households:	0		0		0		

Income Category:

Owner	Renter	Total	Person
-------	--------	-------	--------



Extremely Low	0	0	0	0
Low Mod	0	0	0	0
Moderate	0	0	0	0
Non Low Moderate	0	0	0	0
Total	0	0	0	0
Percent Low/Mod	0.0%	0.0%	0.0%	0.0%

Annual Accomplishments      Accomplishment Narrative

Year      # Benefiting

UGLG:      ATASCOSA COUNTY

Grant Year:      2018

Project:      0001 - 2018 CD

Objective:      Create suitable living environments

IDIS Activity:      43967 - 7218009 Atascosa County

Outcome:      Sustainability

Activity to prevent, prepare for, and respond to Coronavirus:      No

Status:      Completed      04/06/2021

Matrix Code:      Water/Sewer Improvements (03J)

Location:

1 Courthouse Circle Dr Ste 101      Jourdanton, TX 78026-3446

National Objective:      LMA

Initial Funding Date:      12/19/2018

Financing:

Funded Amount:      \$234,996.17

Net Drawn:      \$234,996.17

Balance:      \$0.00

Description:

Contractor shall replace approximately eight thousand nine hundred linear feet (8,900 l.f.) of six-inch (6) and eight-inch (8) water lines, fire hydrants, gate valves and all associated appurtenances.

Proposed Accomplishments:

People (General) : 165

Total Population in Service Area: 165

Census Tract Percent Low / Mod: 63.60

Actual Accomplishments:

Number assisted:

Owner		Renter		Total		Person
Total	Hispanic	Total	Hispanic	Total	Hispanic	

White:	0	0	0	0	0	0	0
Black/African American:	0	0	0	0	0	0	0
Asian:	0	0	0	0	0	0	0
American Indian/Alaskan Native:	0	0	0	0	0	0	0
Native Hawaiian/Other Pacific Islander:	0	0	0	0	0	0	0
American Indian/Alaskan Native & White:	0	0	0	0	0	0	0
Asian White:	0	0	0	0	0	0	0
Black/African American & White:	0	0	0	0	0	0	0
American Indian/Alaskan Native & Black/African American:	0	0	0	0	0	0	0
Other multi-racial:	0	0	0	0	0	0	0
Asian/Pacific Islander:	0	0	0	0	0	0	0
Hispanic:	0	0	0	0	0	0	0
Total:	0	0	0	0	0	0	0
Female-headed Households:	0		0		0		0

Income Category:

	Owner	Renter	Total	Person
Extremely Low	0	0	0	0
Low Mod	0	0	0	0
Moderate	0	0	0	0
Non Low Moderate	0	0	0	0
Total	0	0	0	0
Percent Low/Mod	0.0%	0.0%	0.0%	0.0%

Annual Accomplishments

Accomplishment Narrative  
 Year # Benefiting  
 2018 0 CDBG contract prepared and routed for approval

UGLG:  
 Grant Year: 2018  
 Project: 0001 - 2018 CD

Objective:

IDIS Activity: 43968 - 7218010 Aurora  
 Activity to prevent, prepare for, and respond to Coronavirus: No

Outcome:

Status: Completed 04/23/2021  
 Location:

Matrix Code: General Program Administration (21A)

National Objective:

Initial Funding Date: 12/19/2018  
 Financing:  
 Funded Amount: \$30,250.00  
 Net Drawn: \$30,250.00  
 Balance: \$0.00

Description:  
local admin

Proposed Accomplishments:

: 0  
 Total Population in Service Area: 0  
 Census Tract Percent Low / Mod: 0.00

Actual Accomplishments:

Number assisted:

	Owner		Renter		Total		Person
	Total	Hispanic	Total	Hispanic	Total	Hispanic	
White:	0	0	0	0	0	0	0
Black/African American:	0	0	0	0	0	0	0
Asian:	0	0	0	0	0	0	0
American Indian/Alaskan Native:	0	0	0	0	0	0	0
Native Hawaiian/Other Pacific Islander:	0	0	0	0	0	0	0
American Indian/Alaskan Native & White:	0	0	0	0	0	0	0
Asian White:	0	0	0	0	0	0	0
Black/African American & White:	0	0	0	0	0	0	0
American Indian/Alaskan Native & Black/African American:	0	0	0	0	0	0	0
Other multi-racial:	0	0	0	0	0	0	0
Asian/Pacific Islander:	0	0	0	0	0	0	0
Hispanic:	0	0	0	0	0	0	0
Total:	0	0	0	0	0	0	0
Female-headed Households:	0		0		0		

Income Category:

	Owner	Renter	Total	Person
Extremely Low	0	0	0	0
Low Mod	0	0	0	0

Moderate	0	0	0	0
Non Low Moderate	0	0	0	0
Total	0	0	0	0
Percent Low/Mod	0.0%	0.0%	0.0%	0.0%

Annual Accomplishments Accomplishment Narrative

Year # Benefiting  
 UGLG: AURORA  
 Grant Year: 2018

Project: 0001 - 2018 CD

Objective: Create suitable living environments

IDIS Activity: 43969 - 7218010 Aurora

Outcome: Sustainability

Activity to prevent, prepare for, and respond to Coronavirus: No

Status: Completed 05/07/2021

Matrix Code: Street Improvements (03K)

Location:

303 Derting Rd Aurora, TX 76078-3705

National Objective: LMA

Initial Funding Date: 12/19/2018  
 Financing:  
 Funded Amount: \$244,750.00  
 Net Drawn: \$244,750.00  
 Balance: \$0.00

Description:  
 Contractor shall reconstruct approximately three thousand nine hundred thirty-four linear feet (3,934 l.f.) of street utilizing a twelve-inch (12) flex-base, two coarse aggregate surface, and all associated appurtenances.

Proposed Accomplishments:

People (General) : 102  
 Total Population in Service Area: 102  
 Census Tract Percent Low / Mod: 75.40

Actual Accomplishments:

Number assisted:

	Owner		Renter		Total		Person
	Total	Hispanic	Total	Hispanic	Total	Hispanic	
White:	0	0	0	0	0	0	0
Black/African American:	0	0	0	0	0	0	0

Asian:	0	0	0	0	0	0	0
American Indian/Alaskan Native:	0	0	0	0	0	0	0
Native Hawaiian/Other Pacific Islander:	0	0	0	0	0	0	0
American Indian/Alaskan Native & White:	0	0	0	0	0	0	0
Asian White:	0	0	0	0	0	0	0
Black/African American & White:	0	0	0	0	0	0	0
American Indian/Alaskan Native & Black/African American:	0	0	0	0	0	0	0
Other multi-racial:	0	0	0	0	0	0	0
Asian/Pacific Islander:	0	0	0	0	0	0	0
Hispanic:	0	0	0	0	0	0	0
Total:	0	0	0	0	0	0	0
Female-headed Households:	0		0		0		

Income Category:

	Owner	Renter	Total	Person
Extremely Low	0	0	0	0
Low Mod	0	0	0	0
Moderate	0	0	0	0
Non Low Moderate	0	0	0	0
Total	0	0	0	0
Percent Low/Mod	0.0%	0.0%	0.0%	0.0%

Annual Accomplishments

Accomplishment Narrative

Year # Benefiting

2018 0 CDBG contract prepared and routed for approval

UGLG:

Grant Year: 2018

Project: 0001 - 2018 CD

Objective:

IDIS Activity: 43970 - 7218011 Bandera

Outcome:

Activity to prevent, prepare for, and respond to Coronavirus: No

Status: Completed 01/15/2021

Matrix Code: General Program Administration (21A)

Location:

National Objective:

Initial Funding Date: 12/19/2018  
 Financing:  
 Funded Amount: \$30,000.00  
 Net Drawn: \$30,000.00  
 Balance: \$0.00

Description:  
 local admin

Proposed Accomplishments:

: 0  
 Total Population in Service Area: 0  
 Census Tract Percent Low / Mod: 0.00

Actual Accomplishments:

Number assisted:

	Owner		Renter		Total		Person
	Total	Hispanic	Total	Hispanic	Total	Hispanic	
White:	0	0	0	0	0	0	0
Black/African American:	0	0	0	0	0	0	0
Asian:	0	0	0	0	0	0	0
American Indian/Alaskan Native:	0	0	0	0	0	0	0
Native Hawaiian/Other Pacific Islander:	0	0	0	0	0	0	0
American Indian/Alaskan Native & White:	0	0	0	0	0	0	0
Asian White:	0	0	0	0	0	0	0
Black/African American & White:	0	0	0	0	0	0	0
American Indian/Alaskan Native & Black/African American:	0	0	0	0	0	0	0
Other multi-racial:	0	0	0	0	0	0	0
Asian/Pacific Islander:	0	0	0	0	0	0	0
Hispanic:	0	0	0	0	0	0	0
Total:	0	0	0	0	0	0	0
Female-headed Households:	0		0		0		

Income Category:

	Owner	Renter	Total	Person
Extremely Low	0	0	0	0
Low Mod	0	0	0	0
Moderate	0	0	0	0
Non Low Moderate	0	0	0	0

Total 0 0 0 0  
 Percent Low/Mod 0.0% 0.0% 0.0% 0.0%

Annual Accomplishments Accomplishment Narrative

Year # Benefiting  
 UGLG: BANDERA  
 Grant Year: 2018  
 Project: 0001 - 2018 CD

Objective: Create suitable living environments

IDIS Activity: 43971 - 7218011 Bandera  
 Activity to prevent, prepare for, and respond to Coronavirus: No

Outcome: Sustainability

Status: Completed 01/22/2021  
 Location:  
 PO Box 896 Bandera, TX 78003-0896

Matrix Code: Water/Sewer Improvements (03J)

National Objective: LMA

Initial Funding Date: 12/19/2018  
 Financing:  
 Funded Amount: \$237,564.75  
 Net Drawn: \$237,564.75  
 Balance: \$0.00

Description:  
 Contractor shall demolish the existing tanks and install one (1) one hundred forty thousand (140,000 gal.) gallon water storage tank, piping and all associated appurtenances.

Proposed Accomplishments:

People (General) : 541  
 Total Population in Service Area: 541  
 Census Tract Percent Low / Mod: 71.10

Actual Accomplishments:

Number assisted:

	Owner		Renter		Total		
	Total	Hispanic	Total	Hispanic	Total	Hispanic	Person
White:	0	0	0	0	0	0	0
Black/African American:	0	0	0	0	0	0	0
Asian:	0	0	0	0	0	0	0
American Indian/Alaskan Native:	0	0	0	0	0	0	0

Native Hawaiian/Other Pacific Islander:	0	0	0	0	0	0	0
American Indian/Alaskan Native & White:	0	0	0	0	0	0	0
Asian White:	0	0	0	0	0	0	0
Black/African American & White:	0	0	0	0	0	0	0
American Indian/Alaskan Native & Black/African American:	0	0	0	0	0	0	0
Other multi-racial:	0	0	0	0	0	0	0
Asian/Pacific Islander:	0	0	0	0	0	0	0
Hispanic:	0	0	0	0	0	0	0
Total:	0	0	0	0	0	0	0
Female-headed Households:	0		0		0		

Income Category:

	Owner	Renter	Total	Person
Extremely Low	0	0	0	0
Low Mod	0	0	0	0
Moderate	0	0	0	0
Non Low Moderate	0	0	0	0
Total	0	0	0	0
Percent Low/Mod	0.0%	0.0%	0.0%	0.0%

Annual Accomplishments

Accomplishment Narrative

Year	# Benefiting	Accomplishment Narrative
2018		0 CDBG contract prepared and routed for approval

UGLG:

Grant Year: 2018

Project: 0001 - 2018 CD

Objective:

IDIS Activity: 43972 - 7218019 Bastrop

Outcome:

Activity to prevent, prepare for, and respond to Coronavirus: No

Status: Completed 08/10/2021

Matrix Code: General Program Administration (21A)

Location:

National Objective:

Initial Funding Date: 12/19/2018

Description:

Financing:

local admin



Funded Amount: \$30,000.00  
 Net Drawn: \$30,000.00  
 Balance: \$0.00

Proposed Accomplishments:

: 0  
 Total Population in Service Area: 0  
 Census Tract Percent Low / Mod: 0.00

Actual Accomplishments:

Number assisted:

	Owner		Renter		Total		Person
	Total	Hispanic	Total	Hispanic	Total	Hispanic	
White:	0	0	0	0	0	0	0
Black/African American:	0	0	0	0	0	0	0
Asian:	0	0	0	0	0	0	0
American Indian/Alaskan Native:	0	0	0	0	0	0	0
Native Hawaiian/Other Pacific Islander:	0	0	0	0	0	0	0
American Indian/Alaskan Native & White:	0	0	0	0	0	0	0
Asian White:	0	0	0	0	0	0	0
Black/African American & White:	0	0	0	0	0	0	0
American Indian/Alaskan Native & Black/African American:	0	0	0	0	0	0	0
Other multi-racial:	0	0	0	0	0	0	0
Asian/Pacific Islander:	0	0	0	0	0	0	0
Hispanic:	0	0	0	0	0	0	0
Total:	0	0	0	0	0	0	0
Female-headed Households:	0		0		0		

Income Category:

	Owner	Renter	Total	Person
Extremely Low	0	0	0	0
Low Mod	0	0	0	0
Moderate	0	0	0	0
Non Low Moderate	0	0	0	0
Total	0	0	0	0
Percent Low/Mod	0.0%	0.0%	0.0%	0.0%

Annual Accomplishments      Accomplishment Narrative

Year      # Benefiting

UGLG:      BASTROP

Grant Year:      2018

Project:      0001 - 2018 CD

Objective:      Create suitable living environments

IDIS Activity:      43973 - 7218019 Bastrop

Outcome:      Sustainability

Activity to prevent, prepare for, and respond to Coronavirus:      No

Status:      Completed      08/10/2021

Matrix Code:      Water/Sewer Improvements (03J)

Location:

PO Box 427      Bastrop, TX 78602-0427

National Objective:      LMA

Initial Funding Date:      12/19/2018

Financing:

Funded Amount:      \$264,208.85

Net Drawn:      \$264,208.85

Balance:      \$0.00

Description:

Contractor shall replace four thousand three hundred fifty linear feet (4,350 l.f.) of six-inch (6), eight-inch (8) and ten-inch (10) sewer lines, manholes, service reconnections and all associated appurtenances.

Proposed Accomplishments:

People (General) : 1,130

Total Population in Service Area: 1,130

Census Tract Percent Low / Mod: 66.30

Actual Accomplishments:

Number assisted:

	Owner		Renter		Total		
	Total	Hispanic	Total	Hispanic	Total	Hispanic	Person
White:	0	0	0	0	0	0	0
Black/African American:	0	0	0	0	0	0	0
Asian:	0	0	0	0	0	0	0
American Indian/Alaskan Native:	0	0	0	0	0	0	0
Native Hawaiian/Other Pacific Islander:	0	0	0	0	0	0	0
American Indian/Alaskan Native & White:	0	0	0	0	0	0	0
Asian White:	0	0	0	0	0	0	0

Black/African American & White:	0	0	0	0	0	0	0
American Indian/Alaskan Native & Black/African American:	0	0	0	0	0	0	0
Other multi-racial:	0	0	0	0	0	0	0
Asian/Pacific Islander:	0	0	0	0	0	0	0
Hispanic:	0	0	0	0	0	0	0
Total:	0	0	0	0	0	0	0
Female-headed Households:	0		0		0		

Income Category:

	Owner	Renter	Total	Person
Extremely Low	0	0	0	0
Low Mod	0	0	0	0
Moderate	0	0	0	0
Non Low Moderate	0	0	0	0
Total	0	0	0	0
Percent Low/Mod	0.0%	0.0%	0.0%	0.0%

Annual Accomplishments

Accomplishment Narrative

Year # Benefiting  
2018

0 environmental review in progress

UGLG:

Grant Year: 2018

Project: 0001 - 2018 CD

Objective:

IDIS Activity: 43974 - 7218020 Beeville

Outcome:

Activity to prevent, prepare for, and respond to Coronavirus: No

Status: Completed 01/22/2021

Matrix Code: General Program Administration (21A)

Location:

National Objective:

Initial Funding Date: 12/19/2018

Description:

Financing:

local admin

Funded Amount: \$33,000.00

Net Drawn: \$33,000.00

Balance: \$0.00

Proposed Accomplishments:

: 0

Total Population in Service Area: 0

Census Tract Percent Low / Mod: 0.00

Actual Accomplishments:

Number assisted:

	Owner		Renter		Total		Person
	Total	Hispanic	Total	Hispanic	Total	Hispanic	
White:	0	0	0	0	0	0	0
Black/African American:	0	0	0	0	0	0	0
Asian:	0	0	0	0	0	0	0
American Indian/Alaskan Native:	0	0	0	0	0	0	0
Native Hawaiian/Other Pacific Islander:	0	0	0	0	0	0	0
American Indian/Alaskan Native & White:	0	0	0	0	0	0	0
Asian White:	0	0	0	0	0	0	0
Black/African American & White:	0	0	0	0	0	0	0
American Indian/Alaskan Native & Black/African American:	0	0	0	0	0	0	0
Other multi-racial:	0	0	0	0	0	0	0
Asian/Pacific Islander:	0	0	0	0	0	0	0
Hispanic:	0	0	0	0	0	0	0
Total:	0	0	0	0	0	0	0
Female-headed Households:	0		0		0		

Income Category:

	Owner	Renter	Total	Person
Extremely Low	0	0	0	0
Low Mod	0	0	0	0
Moderate	0	0	0	0
Non Low Moderate	0	0	0	0
Total	0	0	0	0
Percent Low/Mod	0.0%	0.0%	0.0%	0.0%

Annual Accomplishments

Accomplishment Narrative

Year # Benefiting

UGLG: BEEVILLE  
 Grant Year: 2018  
 Project: 0001 - 2018 CD

Objective: Create suitable living environments

IDIS Activity: 43975 - 7218020 Beeville  
 Activity to prevent, prepare for, and respond to Coronavirus: No

Outcome: Sustainability

Status: Completed 01/15/2021  
 Location:

Matrix Code: Water/Sewer Improvements (03J)

400 N Washington St Beeville, TX 78102-3912

National Objective: LMA

Initial Funding Date: 12/19/2018  
 Financing:  
 Funded Amount: \$266,954.00  
 Net Drawn: \$266,954.00  
 Balance: \$0.00

Description:  
 "Contractor shall replace four thousand three hundred linear feet (4,300 l.f.) of six-inch (6

Proposed Accomplishments:

People (General) : 675  
 Total Population in Service Area: 675  
 Census Tract Percent Low / Mod: 68.10

Actual Accomplishments:

Number assisted:

	Owner		Renter		Total		Person
	Total	Hispanic	Total	Hispanic	Total	Hispanic	
White:	0	0	0	0	0	0	0
Black/African American:	0	0	0	0	0	0	0
Asian:	0	0	0	0	0	0	0
American Indian/Alaskan Native:	0	0	0	0	0	0	0
Native Hawaiian/Other Pacific Islander:	0	0	0	0	0	0	0
American Indian/Alaskan Native & White:	0	0	0	0	0	0	0
Asian White:	0	0	0	0	0	0	0
Black/African American & White:	0	0	0	0	0	0	0
American Indian/Alaskan Native & Black/African American:	0	0	0	0	0	0	0

Other multi-racial:	0	0	0	0	0	0	0
Asian/Pacific Islander:	0	0	0	0	0	0	0
Hispanic:	0	0	0	0	0	0	0
Total:	0	0	0	0	0	0	0
Female-headed Households:	0		0		0		

Income Category:				
	Owner	Renter	Total	Person
Extremely Low	0	0	0	0
Low Mod	0	0	0	0
Moderate	0	0	0	0
Non Low Moderate	0	0	0	0
Total	0	0	0	0
Percent Low/Mod	0.0%	0.0%	0.0%	0.0%

Annual Accomplishments      Accomplishment Narrative

Year      # Benefiting

2018      0 environmental review complete

UGLG:      Benavides

Grant Year:      2018

Project:      0001 - 2018 CD

IDIS Activity:      43977 - 7218021 Benavides

Activity to prevent, prepare for, and respond to Coronavirus:      No

Status:      Open

Location:

PO Box R      Benavides, TX 78341-0918

Objective:      Create suitable living environments

Outcome:      Sustainability

Matrix Code:      Water/Sewer Improvements (03J)

National Objective:      LMA

Initial Funding Date:      12/19/2018

Financing:

Funded Amount:      \$267,000.00

Net Drawn:      \$259,750.00

Balance:      \$7,250.00

Description:

Contractor shall rehabilitate thirty (30) manholes, including new manhole rings, pavement repair, and all associated appurtenances.

Construction shall take place throughout the city.

Proposed Accomplishments:

People (General) : 1,362

Total Population in Service Area: 1,362

Census Tract Percent Low / Mod: 51.20

Actual Accomplishments:

Number assisted:

	Owner		Renter		Total		Person
	Total	Hispanic	Total	Hispanic	Total	Hispanic	
White:	0	0	0	0	0	0	0
Black/African American:	0	0	0	0	0	0	0
Asian:	0	0	0	0	0	0	0
American Indian/Alaskan Native:	0	0	0	0	0	0	0
Native Hawaiian/Other Pacific Islander:	0	0	0	0	0	0	0
American Indian/Alaskan Native & White:	0	0	0	0	0	0	0
Asian White:	0	0	0	0	0	0	0
Black/African American & White:	0	0	0	0	0	0	0
American Indian/Alaskan Native & Black/African American:	0	0	0	0	0	0	0
Other multi-racial:	0	0	0	0	0	0	0
Asian/Pacific Islander:	0	0	0	0	0	0	0
Hispanic:	0	0	0	0	0	0	0
Total:	0	0	0	0	0	0	0
Female-headed Households:	0		0		0		

Income Category:

	Owner	Renter	Total	Person
Extremely Low	0	0	0	0
Low Mod	0	0	0	0
Moderate	0	0	0	0
Non Low Moderate	0	0	0	0
Total	0	0	0	0
Percent Low/Mod	0.0%	0.0%	0.0%	0.0%

Annual Accomplishments

Accomplishment Narrative

Year # Benefiting

2018 0 procurement of professional services underway / complete

UGLG:

Grant Year: 2018  
Project: 0001 - 2018 CD

Objective:

IDIS Activity: 43978 - 7218029 Big Lake  
Activity to prevent, prepare for, and respond to Coronavirus: No

Outcome:

Status: Completed 09/09/2020  
Location:  
, -

Matrix Code: General Program Administration (21A)

National Objective:

Initial Funding Date: 12/19/2018  
Financing:  
Funded Amount: \$32,000.00  
Net Drawn: \$32,000.00  
Balance: \$0.00

Description:  
local admin

Proposed Accomplishments:  
: 0

Total Population in Service Area: 0  
Census Tract Percent Low / Mod: 0.00

Actual Accomplishments:

Number assisted:

	Owner		Renter		Total		Person
	Total	Hispanic	Total	Hispanic	Total	Hispanic	
White:	0	0	0	0	0	0	0
Black/African American:	0	0	0	0	0	0	0
Asian:	0	0	0	0	0	0	0
American Indian/Alaskan Native:	0	0	0	0	0	0	0
Native Hawaiian/Other Pacific Islander:	0	0	0	0	0	0	0
American Indian/Alaskan Native & White:	0	0	0	0	0	0	0
Asian White:	0	0	0	0	0	0	0
Black/African American & White:	0	0	0	0	0	0	0
American Indian/Alaskan Native & Black/African American:	0	0	0	0	0	0	0
Other multi-racial:	0	0	0	0	0	0	0



Asian/Pacific Islander:	0	0	0	0	0	0	0
Hispanic:	0	0	0	0	0	0	0
Total:	0	0	0	0	0	0	0
Female-headed Households:	0		0		0		

Income Category:

	Owner	Renter	Total	Person
Extremely Low	0	0	0	0
Low Mod	0	0	0	0
Moderate	0	0	0	0
Non Low Moderate	0	0	0	0
Total	0	0	0	0
Percent Low/Mod	0.0%	0.0%	0.0%	0.0%

Annual Accomplishments      Accomplishment Narrative

Year      # Benefiting

UGLG:  
Grant Year: 2018  
Project: 0001 - 2018 CD

Objective:

IDIS Activity: 43980 - 7218030 Bishop  
Activity to prevent, prepare for, and respond to Coronavirus: No

Outcome:

Status: Open  
Location:

Matrix Code: General Program Administration (21A)

National Objective:

Initial Funding Date: 12/19/2018  
Financing:  
Funded Amount: \$21,000.00  
Net Drawn: \$18,900.00  
Balance: \$2,100.00

Description:  
local admin

Proposed Accomplishments:  
: 0

Total Population in Service Area: 0  
 Census Tract Percent Low / Mod: 0.00

Actual Accomplishments:

Number assisted:

	Owner		Renter		Total		Person
	Total	Hispanic	Total	Hispanic	Total	Hispanic	
White:	0	0	0	0	0	0	0
Black/African American:	0	0	0	0	0	0	0
Asian:	0	0	0	0	0	0	0
American Indian/Alaskan Native:	0	0	0	0	0	0	0
Native Hawaiian/Other Pacific Islander:	0	0	0	0	0	0	0
American Indian/Alaskan Native & White:	0	0	0	0	0	0	0
Asian White:	0	0	0	0	0	0	0
Black/African American & White:	0	0	0	0	0	0	0
American Indian/Alaskan Native & Black/African American:	0	0	0	0	0	0	0
Other multi-racial:	0	0	0	0	0	0	0
Asian/Pacific Islander:	0	0	0	0	0	0	0
Hispanic:	0	0	0	0	0	0	0
Total:	0	0	0	0	0	0	0
Female-headed Households:	0		0		0		

Income Category:

	Owner	Renter	Total	Person
Extremely Low	0	0	0	0
Low Mod	0	0	0	0
Moderate	0	0	0	0
Non Low Moderate	0	0	0	0
Total	0	0	0	0
Percent Low/Mod	0.0%	0.0%	0.0%	0.0%

Annual Accomplishments

Accomplishment Narrative

Year # Benefiting  
 UGLG: CITY OF BISHOP  
 Grant Year: 2018  
 Project: 0001 - 2018 CD

Objective: Create suitable living environments

IDIS Activity: 43981 - 7218030 Bishop

Outcome: Sustainability

Activity to prevent, prepare for, and respond to Coronavirus: No

Status: Open

Matrix Code: Street Improvements (03K)

Location:

PO Box 356 Bishop, TX 78343-0356

National Objective: LMA

Initial Funding Date: 12/19/2018

Description:

Financing:

Contractor shall clean and regrade three thousand linear feet (3,000 l.f.) of drainage ditch, including utility adjustments, road crossing improvements, and all associated appurtenances.

Funded Amount: \$279,000.00

Net Drawn: \$278,902.17

Balance: \$97.83

Proposed Accomplishments:

People (General) : 905

Total Population in Service Area: 905

Census Tract Percent Low / Mod: 76.80

Actual Accomplishments:

Number assisted:

	Owner		Renter		Total		Person
	Total	Hispanic	Total	Hispanic	Total	Hispanic	
White:	0	0	0	0	0	0	0
Black/African American:	0	0	0	0	0	0	0
Asian:	0	0	0	0	0	0	0
American Indian/Alaskan Native:	0	0	0	0	0	0	0
Native Hawaiian/Other Pacific Islander:	0	0	0	0	0	0	0
American Indian/Alaskan Native & White:	0	0	0	0	0	0	0
Asian White:	0	0	0	0	0	0	0
Black/African American & White:	0	0	0	0	0	0	0
American Indian/Alaskan Native & Black/African American:	0	0	0	0	0	0	0
Other multi-racial:	0	0	0	0	0	0	0
Asian/Pacific Islander:	0	0	0	0	0	0	0
Hispanic:	0	0	0	0	0	0	0

Total: 0 0 0 0 0 0 0  
 Female-headed Households: 0 0 0 0 0 0

Income Category:

	Owner	Renter	Total	Person
Extremely Low	0	0	0	0
Low Mod	0	0	0	0
Moderate	0	0	0	0
Non Low Moderate	0	0	0	0
Total	0	0	0	0
Percent Low/Mod	0.0%	0.0%	0.0%	0.0%

Annual Accomplishments

Accomplishment Narrative

Year	# Benefiting	Accomplishment Narrative
2018		0 CDBG contract prepared and routed for approval

UGLG:

Grant Year: 2018

Project: 0001 - 2018 CD

Objective:

IDIS Activity: 43982 - 7218031 Blossom

Outcome:

Activity to prevent, prepare for, and respond to Coronavirus: No

Status: Completed 08/10/2021

Matrix Code: General Program Administration (21A)

Location:

National Objective:

Initial Funding Date: 12/19/2018

Description:

Financing:

local admin

Funded Amount: \$22,000.00

Net Drawn: \$22,000.00

Balance: \$0.00

Proposed Accomplishments:

: 0

Total Population in Service Area: 0

Census Tract Percent Low / Mod: 0.00

Actual Accomplishments:

Number assisted:

	Owner		Renter		Total		Person
	Total	Hispanic	Total	Hispanic	Total	Hispanic	
White:	0	0	0	0	0	0	0
Black/African American:	0	0	0	0	0	0	0
Asian:	0	0	0	0	0	0	0
American Indian/Alaskan Native:	0	0	0	0	0	0	0
Native Hawaiian/Other Pacific Islander:	0	0	0	0	0	0	0
American Indian/Alaskan Native & White:	0	0	0	0	0	0	0
Asian White:	0	0	0	0	0	0	0
Black/African American & White:	0	0	0	0	0	0	0
American Indian/Alaskan Native & Black/African American:	0	0	0	0	0	0	0
Other multi-racial:	0	0	0	0	0	0	0
Asian/Pacific Islander:	0	0	0	0	0	0	0
Hispanic:	0	0	0	0	0	0	0
Total:	0	0	0	0	0	0	0
Female-headed Households:	0		0		0		

Income Category:

	Owner	Renter	Total	Person
Extremely Low	0	0	0	0
Low Mod	0	0	0	0
Moderate	0	0	0	0
Non Low Moderate	0	0	0	0
Total	0	0	0	0
Percent Low/Mod	0.0%	0.0%	0.0%	0.0%

Annual Accomplishments

Accomplishment Narrative

Year # Benefiting

UGLG: BLOSSOM

Grant Year: 2018

Project: 0001 - 2018 CD

Objective: Create suitable living environments

IDIS Activity: 43983 - 7218031 Blossom  
 Activity to prevent, prepare for, and respond to Coronavirus: No

Outcome: Sustainability

Status: Completed 08/10/2021

Matrix Code: Water/Sewer Improvements (03J)

Location:

PO Box 297 Blossom, TX 75416-0297

National Objective: LMA

Initial Funding Date: 12/19/2018

Description:

Financing:

Contractor shall replace three thousand six hundred sixty linear feet (3,660 l.f.) of six-inch (6) and eight-inch (8) sewer line, manholes, boring pavement repair, and all associated appurtenances.

Funded Amount: \$252,711.17

Net Drawn: \$252,711.17

Balance: \$0.00

Proposed Accomplishments:

People (General) : 162

Total Population in Service Area: 162

Census Tract Percent Low / Mod: 57.40

Actual Accomplishments:

Number assisted:

	Owner		Renter		Total		Person
	Total	Hispanic	Total	Hispanic	Total	Hispanic	
White:	0	0	0	0	0	0	0
Black/African American:	0	0	0	0	0	0	0
Asian:	0	0	0	0	0	0	0
American Indian/Alaskan Native:	0	0	0	0	0	0	0
Native Hawaiian/Other Pacific Islander:	0	0	0	0	0	0	0
American Indian/Alaskan Native & White:	0	0	0	0	0	0	0
Asian White:	0	0	0	0	0	0	0
Black/African American & White:	0	0	0	0	0	0	0
American Indian/Alaskan Native & Black/African American:	0	0	0	0	0	0	0
Other multi-racial:	0	0	0	0	0	0	0
Asian/Pacific Islander:	0	0	0	0	0	0	0
Hispanic:	0	0	0	0	0	0	0
Total:	0	0	0	0	0	0	0

Female-headed Households: 0 0 0

Income Category:

	Owner	Renter	Total	Person
Extremely Low	0	0	0	0
Low Mod	0	0	0	0
Moderate	0	0	0	0
Non Low Moderate	0	0	0	0
Total	0	0	0	0
Percent Low/Mod	0.0%	0.0%	0.0%	0.0%

Annual Accomplishments

Accomplishment Narrative

Year # Benefiting  
2018

0 CDBG contract prepared and routed for approval

UGLG:

Grant Year: 2018

Project: 0001 - 2018 CD

Objective:

IDIS Activity: 43986 - 7218040 Brownsboro

Outcome:

Activity to prevent, prepare for, and respond to Coronavirus: No

Status: Completed 02/22/2021

Matrix Code: General Program Administration (21A)

Location:

National Objective:

, -

Initial Funding Date: 12/19/2018

Description:

Financing:

local admin

Funded Amount: \$21,250.00

Net Drawn: \$21,250.00

Balance: \$0.00

Proposed Accomplishments:

: 0

Total Population in Service Area: 0

Census Tract Percent Low / Mod: 0.00

Actual Accomplishments:

Number assisted:

	Owner		Renter		Total		Person
	Total	Hispanic	Total	Hispanic	Total	Hispanic	
White:	0	0	0	0	0	0	0
Black/African American:	0	0	0	0	0	0	0
Asian:	0	0	0	0	0	0	0
American Indian/Alaskan Native:	0	0	0	0	0	0	0
Native Hawaiian/Other Pacific Islander:	0	0	0	0	0	0	0
American Indian/Alaskan Native & White:	0	0	0	0	0	0	0
Asian White:	0	0	0	0	0	0	0
Black/African American & White:	0	0	0	0	0	0	0
American Indian/Alaskan Native & Black/African American:	0	0	0	0	0	0	0
Other multi-racial:	0	0	0	0	0	0	0
Asian/Pacific Islander:	0	0	0	0	0	0	0
Hispanic:	0	0	0	0	0	0	0
Total:	0	0	0	0	0	0	0
Female-headed Households:	0		0		0		

Income Category:

	Owner	Renter	Total	Person
Extremely Low	0	0	0	0
Low Mod	0	0	0	0
Moderate	0	0	0	0
Non Low Moderate	0	0	0	0
Total	0	0	0	0
Percent Low/Mod	0.0%	0.0%	0.0%	0.0%

Annual Accomplishments

Accomplishment Narrative

Year # Benefiting  
 UGLG: BROWNSBORO  
 Grant Year: 2018  
 Project: 0001 - 2018 CD

Objective: Create suitable living environments

IDIS Activity: 43987 - 7218040 Brownsboro

Outcome: Sustainability

Activity to prevent, prepare for, and respond to Coronavirus: No



Status: Completed 01/29/2021

Location:

PO Box 303 Brownsboro, TX 75756-0303

Matrix Code: Street Improvements (03K)

National Objective: LMA

Initial Funding Date: 12/19/2018

Financing:

Funded Amount: \$253,750.00

Net Drawn: \$253,750.00

Balance: \$0.00

Description:

Contractor shall reconstruct approximately one thousand one hundred linear feet (1,100 l.f.) of street including curb and gutter, concrete pipe, and all associated appurtenances.

Construction shall take place in the following location: Saylor's Street.

Proposed Accomplishments:

People (General) : 62

Total Population in Service Area: 62

Census Tract Percent Low / Mod: 85.40

Actual Accomplishments:

Number assisted:

	Owner		Renter		Total		Person
	Total	Hispanic	Total	Hispanic	Total	Hispanic	
White:	0	0	0	0	0	0	0
Black/African American:	0	0	0	0	0	0	0
Asian:	0	0	0	0	0	0	0
American Indian/Alaskan Native:	0	0	0	0	0	0	0
Native Hawaiian/Other Pacific Islander:	0	0	0	0	0	0	0
American Indian/Alaskan Native & White:	0	0	0	0	0	0	0
Asian White:	0	0	0	0	0	0	0
Black/African American & White:	0	0	0	0	0	0	0
American Indian/Alaskan Native & Black/African American:	0	0	0	0	0	0	0
Other multi-racial:	0	0	0	0	0	0	0
Asian/Pacific Islander:	0	0	0	0	0	0	0
Hispanic:	0	0	0	0	0	0	0
Total:	0	0	0	0	0	0	0
Female-headed Households:	0		0		0		

Income Category:

	Owner	Renter	Total	Person
Extremely Low	0	0	0	0
Low Mod	0	0	0	0
Moderate	0	0	0	0
Non Low Moderate	0	0	0	0
Total	0	0	0	0
Percent Low/Mod	0.0%	0.0%	0.0%	0.0%

Annual Accomplishments Accomplishment Narrative

Year # Benefiting

2019 0 \$0.00

UGLG:

Grant Year: 2018

Project: 0001 - 2018 CD

Objective:

IDIS Activity: 43988 - 7218041 Burke

Outcome:

Activity to prevent, prepare for, and respond to Coronavirus: No

Status: Completed 04/30/2021

Matrix Code: General Program Administration (21A)

Location:

National Objective:

Initial Funding Date: 12/19/2018

Description:

Financing:

local admin

Funded Amount: \$26,000.00

Net Drawn: \$26,000.00

Balance: \$0.00

Proposed Accomplishments:

: 0

Total Population in Service Area: 0

Census Tract Percent Low / Mod: 0.00

Actual Accomplishments:

Number assisted:

	Owner		Renter		Total		Person
	Total	Hispanic	Total	Hispanic	Total	Hispanic	
White:	0	0	0	0	0	0	0
Black/African American:	0	0	0	0	0	0	0
Asian:	0	0	0	0	0	0	0
American Indian/Alaskan Native:	0	0	0	0	0	0	0
Native Hawaiian/Other Pacific Islander:	0	0	0	0	0	0	0
American Indian/Alaskan Native & White:	0	0	0	0	0	0	0
Asian White:	0	0	0	0	0	0	0
Black/African American & White:	0	0	0	0	0	0	0
American Indian/Alaskan Native & Black/African American:	0	0	0	0	0	0	0
Other multi-racial:	0	0	0	0	0	0	0
Asian/Pacific Islander:	0	0	0	0	0	0	0
Hispanic:	0	0	0	0	0	0	0
Total:	0	0	0	0	0	0	0
Female-headed Households:	0		0		0		

Income Category:

	Owner	Renter	Total	Person
Extremely Low	0	0	0	0
Low Mod	0	0	0	0
Moderate	0	0	0	0
Non Low Moderate	0	0	0	0
Total	0	0	0	0
Percent Low/Mod	0.0%	0.0%	0.0%	0.0%

Annual Accomplishments

Accomplishment Narrative

Year # Benefiting

UGLG: Burke

Grant Year: 2018

Project: 0001 - 2018 CD

Objective: Create suitable living environments

IDIS Activity: 43989 - 7218041 Burke

Outcome: Sustainability

Activity to prevent, prepare for, and respond to Coronavirus: No

Status: Completed 04/07/2021

Matrix Code: Street Improvements (03K)

Location:

3770 Tidwell Rd Burke, TX 75941-6185

National Objective: LMA

Initial Funding Date: 12/19/2018  
 Financing:  
 Funded Amount: \$248,987.00  
 Net Drawn: \$248,987.00  
 Balance: \$0.00

Description:

Contractor shall reconstruct approximately one thousand five hundred linear feet (1,500 l.f.) of street utilizing base, prime coat asphalt material, two-inch (2") thick concrete on top of 4" thick HMA, and all associated appurtenances.

Proposed Accomplishments:

People (General) : 98  
 Total Population in Service Area: 98  
 Census Tract Percent Low / Mod: 52.00

Actual Accomplishments:

Number assisted:

	Owner		Renter		Total		Person
	Total	Hispanic	Total	Hispanic	Total	Hispanic	
White:	0	0	0	0	0	0	0
Black/African American:	0	0	0	0	0	0	0
Asian:	0	0	0	0	0	0	0
American Indian/Alaskan Native:	0	0	0	0	0	0	0
Native Hawaiian/Other Pacific Islander:	0	0	0	0	0	0	0
American Indian/Alaskan Native & White:	0	0	0	0	0	0	0
Asian White:	0	0	0	0	0	0	0
Black/African American & White:	0	0	0	0	0	0	0
American Indian/Alaskan Native & Black/African American:	0	0	0	0	0	0	0
Other multi-racial:	0	0	0	0	0	0	0
Asian/Pacific Islander:	0	0	0	0	0	0	0
Hispanic:	0	0	0	0	0	0	0
Total:	0	0	0	0	0	0	0
Female-headed Households:	0		0		0		

Income Category:

Owner Renter Total Person

Extremely Low	0	0	0	0
Low Mod	0	0	0	0
Moderate	0	0	0	0
Non Low Moderate	0	0	0	0
Total	0	0	0	0
Percent Low/Mod	0.0%	0.0%	0.0%	0.0%

Annual Accomplishments

Accomplishment Narrative

Year # Benefiting

2018 0 CDBG contract prepared and routed for approval

UGLG:

Grant Year: 2018

Project: 0001 - 2018 CD

Objective:

IDIS Activity: 43990 - 7218049 Caddo Mills

Outcome:

Activity to prevent, prepare for, and respond to Coronavirus: No

Status: Completed 01/11/2021

Matrix Code: General Program Administration (21A)

Location:

National Objective:

Initial Funding Date: 12/19/2018

Description:

Financing:

local admin

Funded Amount: \$30,000.00

Net Drawn: \$30,000.00

Balance: \$0.00

Proposed Accomplishments:

: 0

Total Population in Service Area: 0

Census Tract Percent Low / Mod: 0.00

Actual Accomplishments:

Number assisted:

Owner

Renter

Total

	Total	Hispanic	Total	Hispanic	Total	Hispanic	Person
White:	0	0	0	0	0	0	0
Black/African American:	0	0	0	0	0	0	0
Asian:	0	0	0	0	0	0	0
American Indian/Alaskan Native:	0	0	0	0	0	0	0
Native Hawaiian/Other Pacific Islander:	0	0	0	0	0	0	0
American Indian/Alaskan Native & White:	0	0	0	0	0	0	0
Asian White:	0	0	0	0	0	0	0
Black/African American & White:	0	0	0	0	0	0	0
American Indian/Alaskan Native & Black/African American:	0	0	0	0	0	0	0
Other multi-racial:	0	0	0	0	0	0	0
Asian/Pacific Islander:	0	0	0	0	0	0	0
Hispanic:	0	0	0	0	0	0	0
Total:	0	0	0	0	0	0	0
Female-headed Households:	0		0		0		

Income Category:

	Owner	Renter	Total	Person
Extremely Low	0	0	0	0
Low Mod	0	0	0	0
Moderate	0	0	0	0
Non Low Moderate	0	0	0	0
Total	0	0	0	0
Percent Low/Mod	0.0%	0.0%	0.0%	0.0%

Annual Accomplishments

Accomplishment Narrative

Year # Benefiting

UGLG: CADD0 MILLS

Grant Year: 2018

Project: 0001 - 2018 CD

Objective: Create suitable living environments

IDIS Activity: 43991 - 7218049 Caddo Mills

Outcome: Sustainability

Activity to prevent, prepare for, and respond to Coronavirus: No

Status: Completed 01/11/2021

Matrix Code: Water/Sewer Improvements (03J)

Location:

PO Box 490 Caddo Mills, TX 75135-0490

National Objective: LMA

Initial Funding Date: 12/19/2018  
 Financing:  
 Funded Amount: \$245,000.00  
 Net Drawn: \$245,000.00  
 Balance: \$0.00

Description:  
 Contractor shall install one thousand seven hundred seventy-five linear feet (1,775 l.f.) of six-inch  
 (6

Proposed Accomplishments:

People (General) : 153  
 Total Population in Service Area: 153  
 Census Tract Percent Low / Mod: 67.30

Actual Accomplishments:

Number assisted:

	Owner		Renter		Total		Person
	Total	Hispanic	Total	Hispanic	Total	Hispanic	
White:	0	0	0	0	0	0	0
Black/African American:	0	0	0	0	0	0	0
Asian:	0	0	0	0	0	0	0
American Indian/Alaskan Native:	0	0	0	0	0	0	0
Native Hawaiian/Other Pacific Islander:	0	0	0	0	0	0	0
American Indian/Alaskan Native & White:	0	0	0	0	0	0	0
Asian White:	0	0	0	0	0	0	0
Black/African American & White:	0	0	0	0	0	0	0
American Indian/Alaskan Native & Black/African American:	0	0	0	0	0	0	0
Other multi-racial:	0	0	0	0	0	0	0
Asian/Pacific Islander:	0	0	0	0	0	0	0
Hispanic:	0	0	0	0	0	0	0
Total:	0	0	0	0	0	0	0
Female-headed Households:	0		0		0		

Income Category:

	Owner	Renter	Total	Person
Extremely Low	0	0	0	0
Low Mod	0	0	0	0

Moderate	0	0	0	0
Non Low Moderate	0	0	0	0
Total	0	0	0	0
Percent Low/Mod	0.0%	0.0%	0.0%	0.0%

Annual Accomplishments

Accomplishment Narrative

Year # Benefiting  
2018

0 CDBG contract prepared and routed for approval

UGLG:

Grant Year: 2018

Project: 0001 - 2018 CD

Objective:

IDIS Activity: 43992 - 7218050 Caldwell

Outcome:

Activity to prevent, prepare for, and respond to Coronavirus: No

Status: Completed 06/29/2021

Matrix Code: General Program Administration (21A)

Location:

National Objective:

Initial Funding Date: 12/19/2018

Description:

Financing:

local admin

Funded Amount: \$30,250.00

Net Drawn: \$30,250.00

Balance: \$0.00

Proposed Accomplishments:

: 0

Total Population in Service Area: 0

Census Tract Percent Low / Mod: 0.00

Actual Accomplishments:

Number assisted:

White:	Owner		Renter		Total		Person
	Total	Hispanic	Total	Hispanic	Total	Hispanic	
	0	0	0	0	0	0	0



Black/African American:	0	0	0	0	0	0	0
Asian:	0	0	0	0	0	0	0
American Indian/Alaskan Native:	0	0	0	0	0	0	0
Native Hawaiian/Other Pacific Islander:	0	0	0	0	0	0	0
American Indian/Alaskan Native & White:	0	0	0	0	0	0	0
Asian White:	0	0	0	0	0	0	0
Black/African American & White:	0	0	0	0	0	0	0
American Indian/Alaskan Native & Black/African American:	0	0	0	0	0	0	0
Other multi-racial:	0	0	0	0	0	0	0
Asian/Pacific Islander:	0	0	0	0	0	0	0
Hispanic:	0	0	0	0	0	0	0
Total:	0	0	0	0	0	0	0
Female-headed Households:	0		0		0		

Income Category:

	Owner	Renter	Total	Person
Extremely Low	0	0	0	0
Low Mod	0	0	0	0
Moderate	0	0	0	0
Non Low Moderate	0	0	0	0
Total	0	0	0	0
Percent Low/Mod	0.0%	0.0%	0.0%	0.0%

Annual Accomplishments

Accomplishment Narrative

Year # Benefiting  
 UGLG: CALDWELL  
 Grant Year: 2018

Project: 0001 - 2018 CD

Objective: Create suitable living environments

IDIS Activity: 43993 - 7218050 Caldwell

Outcome: Sustainability

Activity to prevent, prepare for, and respond to Coronavirus: No

Status: Completed 06/29/2021

Matrix Code: Water/Sewer Improvements (03J)

Location:

107 S Hill St Caldwell, TX 77836-1735

National Objective: LMA

Initial Funding Date: 12/19/2018  
 Financing:  
 Funded Amount: \$244,750.00  
 Net Drawn: \$244,750.00  
 Balance: \$0.00

Description:  
 Contractor shall rehabilitate a lift station and wet well, including, electrical, bypass pumping, one (1) new generator, and all associated appurtenances.  
 Construction shall take place at the lift station, located off FM 975, outside of the city

Proposed Accomplishments:

People (General) : 1,490  
 Total Population in Service Area: 1,490  
 Census Tract Percent Low / Mod: 54.90

Actual Accomplishments:

Number assisted:

	Owner		Renter		Total		Person
	Total	Hispanic	Total	Hispanic	Total	Hispanic	
White:	0	0	0	0	0	0	0
Black/African American:	0	0	0	0	0	0	0
Asian:	0	0	0	0	0	0	0
American Indian/Alaskan Native:	0	0	0	0	0	0	0
Native Hawaiian/Other Pacific Islander:	0	0	0	0	0	0	0
American Indian/Alaskan Native & White:	0	0	0	0	0	0	0
Asian White:	0	0	0	0	0	0	0
Black/African American & White:	0	0	0	0	0	0	0
American Indian/Alaskan Native & Black/African American:	0	0	0	0	0	0	0
Other multi-racial:	0	0	0	0	0	0	0
Asian/Pacific Islander:	0	0	0	0	0	0	0
Hispanic:	0	0	0	0	0	0	0
Total:	0	0	0	0	0	0	0
Female-headed Households:	0		0		0		

Income Category:

	Owner	Renter	Total	Person
Extremely Low	0	0	0	0
Low Mod	0	0	0	0
Moderate	0	0	0	0
Non Low Moderate	0	0	0	0

Total 0 0 0 0  
 Percent Low/Mod 0.0% 0.0% 0.0% 0.0%

Annual Accomplishments Accomplishment Narrative  
 Year # Benefiting  
 2018 0 CDBG contract prepared and routed for approval

UGLG:  
 Grant Year: 2018  
 Project: 0001 - 2018 CD

Objective:  
 Outcome:  
 Matrix Code: General Program Administration (21A)

IDIS Activity: 43994 - 7218051 Carmine  
 Activity to prevent, prepare for, and respond to Coronavirus: No

Status: Completed 07/14/2021  
 Location:

National Objective:

Initial Funding Date: 12/20/2018  
 Financing:  
 Funded Amount: \$19,000.00  
 Net Drawn: \$19,000.00  
 Balance: \$0.00

Description:  
 local admin

Proposed Accomplishments:  
 : 0  
 Total Population in Service Area: 0  
 Census Tract Percent Low / Mod: 0.00

Actual Accomplishments:

Number assisted:

	Owner		Renter		Total		
	Total	Hispanic	Total	Hispanic	Total	Hispanic	Person
White:	0	0	0	0	0	0	0
Black/African American:	0	0	0	0	0	0	0
Asian:	0	0	0	0	0	0	0

American Indian/Alaskan Native:	0	0	0	0	0	0	0
Native Hawaiian/Other Pacific Islander:	0	0	0	0	0	0	0
American Indian/Alaskan Native & White:	0	0	0	0	0	0	0
Asian White:	0	0	0	0	0	0	0
Black/African American & White:	0	0	0	0	0	0	0
American Indian/Alaskan Native & Black/African American:	0	0	0	0	0	0	0
Other multi-racial:	0	0	0	0	0	0	0
Asian/Pacific Islander:	0	0	0	0	0	0	0
Hispanic:	0	0	0	0	0	0	0
Total:	0	0	0	0	0	0	0
Female-headed Households:	0		0		0		

Income Category:

	Owner	Renter	Total	Person
Extremely Low	0	0	0	0
Low Mod	0	0	0	0
Moderate	0	0	0	0
Non Low Moderate	0	0	0	0
Total	0	0	0	0
Percent Low/Mod	0.0%	0.0%	0.0%	0.0%

Annual Accomplishments

Accomplishment Narrative

Year # Benefiting  
 UGLG: Carmine  
 Grant Year: 2018  
 Project: 0001 - 2018 CD

Objective: Create suitable living environments

IDIS Activity: 43995 - 7218051 Carmine  
 Activity to prevent, prepare for, and respond to Coronavirus: No

Outcome: Sustainability

Status: Completed 07/14/2021  
 Location:  
 PO Box 76 Carmine, TX 78932-0076

Matrix Code: Water/Sewer Improvements (03J)

National Objective: LMA

Initial Funding Date: 12/20/2018  
 Financing:

Description:  
 Contractor shall replace three thousand eight hundred fifty linear feet (3,850 l.f.) of eight-

Funded Amount: \$281,000.00  
 Net Drawn: \$281,000.00  
 Balance: \$0.00

inch (8) water lines, gate valves, hydrants, electrical controls, and all associated appurtenances.

Proposed Accomplishments:

People (General) : 130  
 Total Population in Service Area: 130  
 Census Tract Percent Low / Mod: 57.60

Actual Accomplishments:

Number assisted:

	Owner		Renter		Total		Person
	Total	Hispanic	Total	Hispanic	Total	Hispanic	
White:	0	0	0	0	0	0	0
Black/African American:	0	0	0	0	0	0	0
Asian:	0	0	0	0	0	0	0
American Indian/Alaskan Native:	0	0	0	0	0	0	0
Native Hawaiian/Other Pacific Islander:	0	0	0	0	0	0	0
American Indian/Alaskan Native & White:	0	0	0	0	0	0	0
Asian White:	0	0	0	0	0	0	0
Black/African American & White:	0	0	0	0	0	0	0
American Indian/Alaskan Native & Black/African American:	0	0	0	0	0	0	0
Other multi-racial:	0	0	0	0	0	0	0
Asian/Pacific Islander:	0	0	0	0	0	0	0
Hispanic:	0	0	0	0	0	0	0
Total:	0	0	0	0	0	0	0
Female-headed Households:	0		0		0		

Income Category:

	Owner	Renter	Total	Person
Extremely Low	0	0	0	0
Low Mod	0	0	0	0
Moderate	0	0	0	0
Non Low Moderate	0	0	0	0
Total	0	0	0	0
Percent Low/Mod	0.0%	0.0%	0.0%	0.0%

Annual Accomplishments      Accomplishment Narrative  
 Year      # Benefiting  
 2018      0 project design, plans and specs are being prepared by engineer

UGLG:  
 Grant Year:    2018  
 Project:      0001 - 2018 CD      Objective:  
 IDIS Activity: 43998 - 7218060 Celeste      Outcome:  
 Activity to prevent, prepare for, and respond to Coronavirus:    No  
 Status:      Completed 03/16/2021      Matrix Code:      General Program Administration (21A)  
 Location:  
 , -      National Objective:

Initial Funding Date:      12/20/2018      Description:  
 Financing:      local admin  
 Funded Amount:      \$31,048.60  
 Net Drawn:      \$31,048.60  
 Balance:      \$0.00

Proposed Accomplishments:  
 : 0  
 Total Population in Service Area: 0  
 Census Tract Percent Low / Mod: 0.00

Actual Accomplishments:  
 Number assisted:

	Owner		Renter		Total		
	Total	Hispanic	Total	Hispanic	Total	Hispanic	Person
White:	0	0	0	0	0	0	0
Black/African American:	0	0	0	0	0	0	0
Asian:	0	0	0	0	0	0	0
American Indian/Alaskan Native:	0	0	0	0	0	0	0
Native Hawaiian/Other Pacific Islander:	0	0	0	0	0	0	0
American Indian/Alaskan Native & White:	0	0	0	0	0	0	0

Asian White:	0	0	0	0	0	0	0
Black/African American & White:	0	0	0	0	0	0	0
American Indian/Alaskan Native & Black/African American:	0	0	0	0	0	0	0
Other multi-racial:	0	0	0	0	0	0	0
Asian/Pacific Islander:	0	0	0	0	0	0	0
Hispanic:	0	0	0	0	0	0	0
Total:	0	0	0	0	0	0	0
Female-headed Households:	0		0		0		

Income Category:

	Owner	Renter	Total	Person
Extremely Low	0	0	0	0
Low Mod	0	0	0	0
Moderate	0	0	0	0
Non Low Moderate	0	0	0	0
Total	0	0	0	0
Percent Low/Mod	0.0%	0.0%	0.0%	0.0%

Annual Accomplishments

Accomplishment Narrative

Year # Benefiting

UGLG: CELESTE

Grant Year: 2018

Project: 0001 - 2018 CD

Objective: Create suitable living environments

IDIS Activity: 43999 - 7218060 Celeste

Outcome: Sustainability

Activity to prevent, prepare for, and respond to Coronavirus: No

Status: Completed 02/26/2021

Matrix Code: Water/Sewer Improvements (03J)

Location:

PO Box 399 Celeste, TX 75423-0399

National Objective: LMA

Initial Funding Date: 12/20/2018

Financing:

Funded Amount: \$243,915.00

Net Drawn: \$243,915.00

Description:

Contractor shall install one thousand nine hundred linear feet (1,900 l.f.) of six-inch (6") sewer line, manholes, pavement repair, service reconnections, and all associated appurtenances.

Balance: \$0.00

Proposed Accomplishments:

People (General) : 55

Total Population in Service Area: 55

Census Tract Percent Low / Mod: 78.10

Actual Accomplishments:

Number assisted:

	Owner		Renter		Total		Person
	Total	Hispanic	Total	Hispanic	Total	Hispanic	
White:	0	0	0	0	0	0	0
Black/African American:	0	0	0	0	0	0	0
Asian:	0	0	0	0	0	0	0
American Indian/Alaskan Native:	0	0	0	0	0	0	0
Native Hawaiian/Other Pacific Islander:	0	0	0	0	0	0	0
American Indian/Alaskan Native & White:	0	0	0	0	0	0	0
Asian White:	0	0	0	0	0	0	0
Black/African American & White:	0	0	0	0	0	0	0
American Indian/Alaskan Native & Black/African American:	0	0	0	0	0	0	0
Other multi-racial:	0	0	0	0	0	0	0
Asian/Pacific Islander:	0	0	0	0	0	0	0
Hispanic:	0	0	0	0	0	0	0
Total:	0	0	0	0	0	0	0
Female-headed Households:	0		0		0		

Income Category:

	Owner	Renter	Total	Person
Extremely Low	0	0	0	0
Low Mod	0	0	0	0
Moderate	0	0	0	0
Non Low Moderate	0	0	0	0
Total	0	0	0	0
Percent Low/Mod	0.0%	0.0%	0.0%	0.0%

Annual Accomplishments

Accomplishment Narrative

Year # Benefiting



2018 0 procurement of professional services underway / complete

UGLG:

Grant Year: 2018

Project: 0001 - 2018 CD

Objective:

IDIS Activity: 44000 - 7218061 Chambers County

Outcome:

Activity to prevent, prepare for, and respond to Coronavirus: No

Status: Open

Matrix Code: General Program Administration (21A)

Location:

National Objective:

Initial Funding Date: 12/20/2018

Description:

Financing:

local admim

Funded Amount: \$35,000.00

Net Drawn: \$31,500.00

Balance: \$3,500.00

Proposed Accomplishments:

: 0

Total Population in Service Area: 0

Census Tract Percent Low / Mod: 0.00

Actual Accomplishments:

Number assisted:

	Owner		Renter		Total		Person
	Total	Hispanic	Total	Hispanic	Total	Hispanic	
White:	0	0	0	0	0	0	0
Black/African American:	0	0	0	0	0	0	0
Asian:	0	0	0	0	0	0	0
American Indian/Alaskan Native:	0	0	0	0	0	0	0
Native Hawaiian/Other Pacific Islander:	0	0	0	0	0	0	0
American Indian/Alaskan Native & White:	0	0	0	0	0	0	0
Asian White:	0	0	0	0	0	0	0
Black/African American & White:	0	0	0	0	0	0	0

American Indian/Alaskan Native & Black/African American:	0	0	0	0	0	0	0
Other multi-racial:	0	0	0	0	0	0	0
Asian/Pacific Islander:	0	0	0	0	0	0	0
Hispanic:	0	0	0	0	0	0	0
Total:	0	0	0	0	0	0	0
Female-headed Households:	0		0		0		

Income Category:

	Owner	Renter	Total	Person
Extremely Low	0	0	0	0
Low Mod	0	0	0	0
Moderate	0	0	0	0
Non Low Moderate	0	0	0	0
Total	0	0	0	0
Percent Low/Mod	0.0%	0.0%	0.0%	0.0%

Annual Accomplishments

Accomplishment Narrative

Year # Benefiting

UGLG: CHAMBERS COUNTY

Grant Year: 2018

Project: 0001 - 2018 CD

Objective: Create suitable living environments

IDIS Activity: 44001 - 7218061 Chambers County

Outcome: Sustainability

Activity to prevent, prepare for, and respond to Coronavirus: No

Status: Open

Matrix Code: Water/Sewer Improvements (03J)

Location:

PO Box 939 Anahuac, TX 77514-0939

National Objective: LMA

Initial Funding Date: 12/20/2018

Financing:

Funded Amount: \$315,000.00

Net Drawn: \$201,112.35

Balance: \$113,887.65

Description:

Contractor shall install twelve thousand nine hundred linear feet (12,900 l.f.) of four-inch (4") and six-inch

Proposed Accomplishments:

People (General) : 875

Total Population in Service Area: 875

Census Tract Percent Low / Mod: 65.10

Actual Accomplishments:

Number assisted:

	Owner		Renter		Total		Person
	Total	Hispanic	Total	Hispanic	Total	Hispanic	
White:	0	0	0	0	0	0	0
Black/African American:	0	0	0	0	0	0	0
Asian:	0	0	0	0	0	0	0
American Indian/Alaskan Native:	0	0	0	0	0	0	0
Native Hawaiian/Other Pacific Islander:	0	0	0	0	0	0	0
American Indian/Alaskan Native & White:	0	0	0	0	0	0	0
Asian White:	0	0	0	0	0	0	0
Black/African American & White:	0	0	0	0	0	0	0
American Indian/Alaskan Native & Black/African American:	0	0	0	0	0	0	0
Other multi-racial:	0	0	0	0	0	0	0
Asian/Pacific Islander:	0	0	0	0	0	0	0
Hispanic:	0	0	0	0	0	0	0
Total:	0	0	0	0	0	0	0
Female-headed Households:	0		0		0		

Income Category:

	Owner	Renter	Total	Person
Extremely Low	0	0	0	0
Low Mod	0	0	0	0
Moderate	0	0	0	0
Non Low Moderate	0	0	0	0
Total	0	0	0	0
Percent Low/Mod	0.0%	0.0%	0.0%	0.0%

Annual Accomplishments

Accomplishment Narrative

Year # Benefiting

2018 0 CDBG contract prepared and routed for approval

UGLG:

Grant Year: 2018  
Project: 0001 - 2018 CD

Objective:

IDIS Activity: 44002 - 7218069 Chandler  
Activity to prevent, prepare for, and respond to Coronavirus: No

Outcome:

Status: Completed 02/25/2021  
Location:

Matrix Code: General Program Administration (21A)

National Objective:

Initial Funding Date: 12/20/2018  
Financing:  
Funded Amount: \$14,500.00  
Net Drawn: \$14,500.00  
Balance: \$0.00

Description:  
local admin

Proposed Accomplishments:  
: 0

Total Population in Service Area: 0  
Census Tract Percent Low / Mod: 0.00

Actual Accomplishments:

Number assisted:

	Owner		Renter		Total		Person
	Total	Hispanic	Total	Hispanic	Total	Hispanic	
White:	0	0	0	0	0	0	0
Black/African American:	0	0	0	0	0	0	0
Asian:	0	0	0	0	0	0	0
American Indian/Alaskan Native:	0	0	0	0	0	0	0
Native Hawaiian/Other Pacific Islander:	0	0	0	0	0	0	0
American Indian/Alaskan Native & White:	0	0	0	0	0	0	0
Asian White:	0	0	0	0	0	0	0
Black/African American & White:	0	0	0	0	0	0	0
American Indian/Alaskan Native & Black/African American:	0	0	0	0	0	0	0
Other multi-racial:	0	0	0	0	0	0	0

Asian/Pacific Islander:	0	0	0	0	0	0	0
Hispanic:	0	0	0	0	0	0	0
Total:	0	0	0	0	0	0	0
Female-headed Households:	0		0		0		

Income Category:

	Owner	Renter	Total	Person
Extremely Low	0	0	0	0
Low Mod	0	0	0	0
Moderate	0	0	0	0
Non Low Moderate	0	0	0	0
Total	0	0	0	0
Percent Low/Mod	0.0%	0.0%	0.0%	0.0%

Annual Accomplishments

Accomplishment Narrative

Year # Benefiting  
 UGLG: CHANDLER  
 Grant Year: 2018  
 Project: 0001 - 2018 CD

Objective: Create suitable living environments

IDIS Activity: 44003 - 7218069 Chandler  
 Activity to prevent, prepare for, and respond to Coronavirus: No

Outcome: Sustainability

Status: Completed 02/11/2021  
 Location:  
 PO Box 425 Chandler, TX 75758-0425

Matrix Code: Water/Sewer Improvements (03J)

National Objective: LMA

Initial Funding Date: 12/20/2018  
 Financing:  
 Funded Amount: \$260,500.00  
 Net Drawn: \$260,500.00  
 Balance: \$0.00

Description:  
 Contractor shall install five thousand one hundred seventy-nine linear feet (5,179 l.f.) of six-inch  
 (6) six-inch pipe.

Proposed Accomplishments:  
 People (General) : 82

Total Population in Service Area: 82  
 Census Tract Percent Low / Mod: 57.30

Actual Accomplishments:

Number assisted:

	Owner		Renter		Total		Person
	Total	Hispanic	Total	Hispanic	Total	Hispanic	
White:	0	0	0	0	0	0	0
Black/African American:	0	0	0	0	0	0	0
Asian:	0	0	0	0	0	0	0
American Indian/Alaskan Native:	0	0	0	0	0	0	0
Native Hawaiian/Other Pacific Islander:	0	0	0	0	0	0	0
American Indian/Alaskan Native & White:	0	0	0	0	0	0	0
Asian White:	0	0	0	0	0	0	0
Black/African American & White:	0	0	0	0	0	0	0
American Indian/Alaskan Native & Black/African American:	0	0	0	0	0	0	0
Other multi-racial:	0	0	0	0	0	0	0
Asian/Pacific Islander:	0	0	0	0	0	0	0
Hispanic:	0	0	0	0	0	0	0
Total:	0	0	0	0	0	0	0
Female-headed Households:	0		0		0		

Income Category:

	Owner	Renter	Total	Person
Extremely Low	0	0	0	0
Low Mod	0	0	0	0
Moderate	0	0	0	0
Non Low Moderate	0	0	0	0
Total	0	0	0	0
Percent Low/Mod	0.0%	0.0%	0.0%	0.0%

Annual Accomplishments

Accomplishment Narrative

Year # Benefiting

2018 0 procurement of professional services underway / complete

UGLG:

Grant Year: 2018

Project: 0001 - 2018 CD

Objective:

IDIS Activity: 44004 - 7218070 Chillicothe  
 Activity to prevent, prepare for, and respond to Coronavirus: No

Outcome:

Status: Completed 06/28/2021  
 Location:

Matrix Code: General Program Administration (21A)

National Objective:

Initial Funding Date: 12/20/2018  
 Financing:  
 Funded Amount: \$30,000.00  
 Net Drawn: \$30,000.00  
 Balance: \$0.00

Description:  
 local admin

Proposed Accomplishments:

: 0  
 Total Population in Service Area: 0  
 Census Tract Percent Low / Mod: 0.00

Actual Accomplishments:

Number assisted:

	Owner		Renter		Total		Person
	Total	Hispanic	Total	Hispanic	Total	Hispanic	
White:	0	0	0	0	0	0	0
Black/African American:	0	0	0	0	0	0	0
Asian:	0	0	0	0	0	0	0
American Indian/Alaskan Native:	0	0	0	0	0	0	0
Native Hawaiian/Other Pacific Islander:	0	0	0	0	0	0	0
American Indian/Alaskan Native & White:	0	0	0	0	0	0	0
Asian White:	0	0	0	0	0	0	0
Black/African American & White:	0	0	0	0	0	0	0
American Indian/Alaskan Native & Black/African American:	0	0	0	0	0	0	0
Other multi-racial:	0	0	0	0	0	0	0
Asian/Pacific Islander:	0	0	0	0	0	0	0
Hispanic:	0	0	0	0	0	0	0

Total: 0 0 0 0 0 0 0  
 Female-headed Households: 0 0 0 0 0 0 0

Income Category:

	Owner	Renter	Total	Person
Extremely Low	0	0	0	0
Low Mod	0	0	0	0
Moderate	0	0	0	0
Non Low Moderate	0	0	0	0
Total	0	0	0	0
Percent Low/Mod	0.0%	0.0%	0.0%	0.0%

Annual Accomplishments

Accomplishment Narrative

Year: # Benefiting  
 UGLG: CHILLICOTHE  
 Grant Year: 2018  
 Project: 0001 - 2018 CD

Objective: Create suitable living environments

IDIS Activity: 44005 - 7218070 Chillicothe  
 Activity to prevent, prepare for, and respond to Coronavirus: No

Outcome: Sustainability

Status: Completed 06/08/2021  
 Location:  
 PO Box 546 Chillicothe, TX 79225-0546

Matrix Code: Street Improvements (03K)

National Objective: LMA

Initial Funding Date: 12/20/2018  
 Financing:  
 Funded Amount: \$235,780.00  
 Net Drawn: \$235,780.00  
 Balance: \$0.00

Description:  
 Contractor shall reconstruct approximately three thousand eight hundred linear feet (3,800 l.f.) of street utilizing an eight-inch (8) flex-base, two-course surface treatment, and all associated appurtenances.

Proposed Accomplishments:

People (General) : 45  
 Total Population in Service Area: 45  
 Census Tract Percent Low / Mod: 86.60



Actual Accomplishments:

Number assisted:

	Owner		Renter		Total		Person
	Total	Hispanic	Total	Hispanic	Total	Hispanic	
White:	0	0	0	0	0	0	0
Black/African American:	0	0	0	0	0	0	0
Asian:	0	0	0	0	0	0	0
American Indian/Alaskan Native:	0	0	0	0	0	0	0
Native Hawaiian/Other Pacific Islander:	0	0	0	0	0	0	0
American Indian/Alaskan Native & White:	0	0	0	0	0	0	0
Asian White:	0	0	0	0	0	0	0
Black/African American & White:	0	0	0	0	0	0	0
American Indian/Alaskan Native & Black/African American:	0	0	0	0	0	0	0
Other multi-racial:	0	0	0	0	0	0	0
Asian/Pacific Islander:	0	0	0	0	0	0	0
Hispanic:	0	0	0	0	0	0	0
Total:	0	0	0	0	0	0	0
Female-headed Households:	0		0		0		

Income Category:

	Owner	Renter	Total	Person
Extremely Low	0	0	0	0
Low Mod	0	0	0	0
Moderate	0	0	0	0
Non Low Moderate	0	0	0	0
Total	0	0	0	0
Percent Low/Mod	0.0%	0.0%	0.0%	0.0%

Annual Accomplishments

Accomplishment Narrative

Year # Benefiting

2018 0 procurement of professional services underway / complete

UGLG:

Grant Year: 2018

Project: 0001 - 2018 CD

Objective:

IDIS Activity: 44006 - 7218071 China  
 Activity to prevent, prepare for, and respond to Coronavirus: No

Outcome:

Status: Completed 04/23/2021  
 Location:

Matrix Code: General Program Administration (21A)

National Objective:

Initial Funding Date: 12/20/2018  
 Financing:  
 Funded Amount: \$21,000.00  
 Net Drawn: \$21,000.00  
 Balance: \$0.00

Description:  
 local admin

Proposed Accomplishments:

: 0  
 Total Population in Service Area: 0  
 Census Tract Percent Low / Mod: 0.00

Actual Accomplishments:

Number assisted:

	Owner		Renter		Total		Person
	Total	Hispanic	Total	Hispanic	Total	Hispanic	
White:	0	0	0	0	0	0	0
Black/African American:	0	0	0	0	0	0	0
Asian:	0	0	0	0	0	0	0
American Indian/Alaskan Native:	0	0	0	0	0	0	0
Native Hawaiian/Other Pacific Islander:	0	0	0	0	0	0	0
American Indian/Alaskan Native & White:	0	0	0	0	0	0	0
Asian White:	0	0	0	0	0	0	0
Black/African American & White:	0	0	0	0	0	0	0
American Indian/Alaskan Native & Black/African American:	0	0	0	0	0	0	0
Other multi-racial:	0	0	0	0	0	0	0
Asian/Pacific Islander:	0	0	0	0	0	0	0
Hispanic:	0	0	0	0	0	0	0
Total:	0	0	0	0	0	0	0

Female-headed Households: 0 0 0

Income Category:

	Owner	Renter	Total	Person
Extremely Low	0	0	0	0
Low Mod	0	0	0	0
Moderate	0	0	0	0
Non Low Moderate	0	0	0	0
Total	0	0	0	0
Percent Low/Mod	0.0%	0.0%	0.0%	0.0%

Annual Accomplishments

Accomplishment Narrative

Year # Benefiting  
 UGLG: China  
 Grant Year: 2018

Project: 0001 - 2018 CD

Objective: Create suitable living environments

IDIS Activity: 44007 - 7218071 China

Outcome: Sustainability

Activity to prevent, prepare for, and respond to Coronavirus: No

Status: Completed 04/23/2021

Matrix Code: Water/Sewer Improvements (03J)

Location:

PO Box 248 China, TX 77613-0248

National Objective: LMA

Initial Funding Date: 12/20/2018

Description:

Financing:  
 Funded Amount: \$254,000.00  
 Net Drawn: \$254,000.00  
 Balance: \$0.00

Contractor shall install forty linear feet (40 l.f.) of fifteen-inch (15) sewer line, one (1) lift station, manholes, electrical, driveway, fencing, and all associated appurtenances. Construction shall take place at Lift Station #8, located on South Broadway Avenue,

Proposed Accomplishments:

People (General) : 226  
 Total Population in Service Area: 226  
 Census Tract Percent Low / Mod: 100.00

Actual Accomplishments:

Number assisted:

	Owner		Renter		Total		Person
	Total	Hispanic	Total	Hispanic	Total	Hispanic	
White:	0	0	0	0	0	0	0
Black/African American:	0	0	0	0	0	0	0
Asian:	0	0	0	0	0	0	0
American Indian/Alaskan Native:	0	0	0	0	0	0	0
Native Hawaiian/Other Pacific Islander:	0	0	0	0	0	0	0
American Indian/Alaskan Native & White:	0	0	0	0	0	0	0
Asian White:	0	0	0	0	0	0	0
Black/African American & White:	0	0	0	0	0	0	0
American Indian/Alaskan Native & Black/African American:	0	0	0	0	0	0	0
Other multi-racial:	0	0	0	0	0	0	0
Asian/Pacific Islander:	0	0	0	0	0	0	0
Hispanic:	0	0	0	0	0	0	0
Total:	0	0	0	0	0	0	0
Female-headed Households:	0		0		0		

Income Category:

	Owner	Renter	Total	Person
Extremely Low	0	0	0	0
Low Mod	0	0	0	0
Moderate	0	0	0	0
Non Low Moderate	0	0	0	0
Total	0	0	0	0
Percent Low/Mod	0.0%	0.0%	0.0%	0.0%

Annual Accomplishments

Accomplishment Narrative

Year # Benefiting

2018 0 project design, plans and specs are being prepared by engineer

UGLG:

Grant Year: 2018

Project: 0001 - 2018 CD

Objective:

IDIS Activity: 44010 - 7218080 Cleveland

Outcome:

Activity to prevent, prepare for, and respond to Coronavirus: No

Status: Open  
Location:

Matrix Code: General Program Administration (21A)

National Objective:

Initial Funding Date: 12/20/2018  
Financing:  
Funded Amount: \$32,000.00  
Net Drawn: \$28,800.00  
Balance: \$3,200.00

Description:  
local admin

Proposed Accomplishments:

: 0  
Total Population in Service Area: 0  
Census Tract Percent Low / Mod: 0.00

Actual Accomplishments:

Number assisted:

	Owner		Renter		Total		Person
	Total	Hispanic	Total	Hispanic	Total	Hispanic	
White:	0	0	0	0	0	0	0
Black/African American:	0	0	0	0	0	0	0
Asian:	0	0	0	0	0	0	0
American Indian/Alaskan Native:	0	0	0	0	0	0	0
Native Hawaiian/Other Pacific Islander:	0	0	0	0	0	0	0
American Indian/Alaskan Native & White:	0	0	0	0	0	0	0
Asian White:	0	0	0	0	0	0	0
Black/African American & White:	0	0	0	0	0	0	0
American Indian/Alaskan Native & Black/African American:	0	0	0	0	0	0	0
Other multi-racial:	0	0	0	0	0	0	0
Asian/Pacific Islander:	0	0	0	0	0	0	0
Hispanic:	0	0	0	0	0	0	0
Total:	0	0	0	0	0	0	0
Female-headed Households:	0		0		0		

Income Category:

	Owner	Renter	Total	Person
Extremely Low	0	0	0	0
Low Mod	0	0	0	0
Moderate	0	0	0	0
Non Low Moderate	0	0	0	0
Total	0	0	0	0
Percent Low/Mod	0.0%	0.0%	0.0%	0.0%

Annual Accomplishments

Accomplishment Narrative

Year # Benefiting  
 UGLG: CITY OF CLEVELAND  
 Grant Year: 2018  
 Project: 0001 - 2018 CD

Objective: Create suitable living environments

IDIS Activity: 44011 - 7218080 Cleveland

Outcome: Sustainability

Activity to prevent, prepare for, and respond to Coronavirus: No

Status: Open  
 Location:

Matrix Code: Water/Sewer Improvements (03J)

907 E Houston St Cleveland, TX 77327-4602

National Objective: LMA

Initial Funding Date: 12/20/2018  
 Financing:  
 Funded Amount: \$318,000.00  
 Net Drawn: \$307,758.06  
 Balance: \$10,241.94

Description:  
 Contractor shall install four thousand twenty linear feet (4,020 l.f.) of six-inch  
 (6" diameter) pipe for water service to the building. The pipe shall be installed in a trench  
 that is 18 inches deep and 18 inches wide. The trench shall be backfilled with sand and  
 compacted. The pipe shall be tested for leaks before being covered. The contractor shall  
 provide a certificate of completion upon completion of the work.

Proposed Accomplishments:

People (General) : 7,480  
 Total Population in Service Area: 7,480  
 Census Tract Percent Low / Mod: 64.40

Actual Accomplishments:

Number assisted:

Owner Renter Total

	Total	Hispanic	Total	Hispanic	Total	Hispanic	Person
White:	0	0	0	0	0	0	0
Black/African American:	0	0	0	0	0	0	0
Asian:	0	0	0	0	0	0	0
American Indian/Alaskan Native:	0	0	0	0	0	0	0
Native Hawaiian/Other Pacific Islander:	0	0	0	0	0	0	0
American Indian/Alaskan Native & White:	0	0	0	0	0	0	0
Asian White:	0	0	0	0	0	0	0
Black/African American & White:	0	0	0	0	0	0	0
American Indian/Alaskan Native & Black/African American:	0	0	0	0	0	0	0
Other multi-racial:	0	0	0	0	0	0	0
Asian/Pacific Islander:	0	0	0	0	0	0	0
Hispanic:	0	0	0	0	0	0	0
Total:	0	0	0	0	0	0	0
Female-headed Households:	0		0		0		

Income Category:

	Owner	Renter	Total	Person
Extremely Low	0	0	0	0
Low Mod	0	0	0	0
Moderate	0	0	0	0
Non Low Moderate	0	0	0	0
Total	0	0	0	0
Percent Low/Mod	0.0%	0.0%	0.0%	0.0%

Annual Accomplishments

Accomplishment Narrative

Year # Benefiting

2018 0 CDBG contract prepared and routed for approval

UGLG:

Grant Year: 2018

Project: 0001 - 2018 CD

Objective:

IDIS Activity: 44014 - 7218089 Colorado County

Outcome:

Activity to prevent, prepare for, and respond to Coronavirus: No

Status: Completed 01/11/2021

Matrix Code: General Program Administration (21A)

Location:

National Objective:

Initial Funding Date: 12/20/2018  
 Financing:  
 Funded Amount: \$24,000.00  
 Net Drawn: \$24,000.00  
 Balance: \$0.00

Description:  
local admin

Proposed Accomplishments:

: 0  
 Total Population in Service Area: 0  
 Census Tract Percent Low / Mod: 0.00

Actual Accomplishments:

Number assisted:

	Owner		Renter		Total		Person
	Total	Hispanic	Total	Hispanic	Total	Hispanic	
White:	0	0	0	0	0	0	0
Black/African American:	0	0	0	0	0	0	0
Asian:	0	0	0	0	0	0	0
American Indian/Alaskan Native:	0	0	0	0	0	0	0
Native Hawaiian/Other Pacific Islander:	0	0	0	0	0	0	0
American Indian/Alaskan Native & White:	0	0	0	0	0	0	0
Asian White:	0	0	0	0	0	0	0
Black/African American & White:	0	0	0	0	0	0	0
American Indian/Alaskan Native & Black/African American:	0	0	0	0	0	0	0
Other multi-racial:	0	0	0	0	0	0	0
Asian/Pacific Islander:	0	0	0	0	0	0	0
Hispanic:	0	0	0	0	0	0	0
Total:	0	0	0	0	0	0	0
Female-headed Households:	0		0		0		

Income Category:

Owner	Renter	Total	Person
-------	--------	-------	--------



Extremely Low	0	0	0	0
Low Mod	0	0	0	0
Moderate	0	0	0	0
Non Low Moderate	0	0	0	0
Total	0	0	0	0
Percent Low/Mod	0.0%	0.0%	0.0%	0.0%

Annual Accomplishments      Accomplishment Narrative

Year      # Benefiting

UGLG:      COLORADO COUNTY

Grant Year:      2018

Project:      0001 - 2018 CD

Objective:      Create suitable living environments

IDIS Activity:      44015 - 7218089 Colorado County

Outcome:      Sustainability

Activity to prevent, prepare for, and respond to Coronavirus:      No

Status:      Completed 01/11/2021

Matrix Code:      Water/Sewer Improvements (03J)

Location:

PO Box 236 Columbus, TX 78934-0236

National Objective: LMA

Initial Funding Date:      12/20/2018

Description:

Financing:      Contractor shall install a fifty thousand gallon (50,000 gal.) elevated storage tank, forty

Funded Amount:      \$326,000.00      linear feet (40 l.f.) of four-inch

Net Drawn:      \$326,000.00      (4

Balance:      \$0.00

Proposed Accomplishments:

People (General) : 233

Total Population in Service Area: 233

Census Tract Percent Low / Mod: 76.80

Actual Accomplishments:

Number assisted:

Owner		Renter		Total		Person
Total	Hispanic	Total	Hispanic	Total	Hispanic	

White:	0	0	0	0	0	0	0
Black/African American:	0	0	0	0	0	0	0
Asian:	0	0	0	0	0	0	0
American Indian/Alaskan Native:	0	0	0	0	0	0	0
Native Hawaiian/Other Pacific Islander:	0	0	0	0	0	0	0
American Indian/Alaskan Native & White:	0	0	0	0	0	0	0
Asian White:	0	0	0	0	0	0	0
Black/African American & White:	0	0	0	0	0	0	0
American Indian/Alaskan Native & Black/African American:	0	0	0	0	0	0	0
Other multi-racial:	0	0	0	0	0	0	0
Asian/Pacific Islander:	0	0	0	0	0	0	0
Hispanic:	0	0	0	0	0	0	0
Total:	0	0	0	0	0	0	0
Female-headed Households:	0		0		0		0

Income Category:

	Owner	Renter	Total	Person
Extremely Low	0	0	0	0
Low Mod	0	0	0	0
Moderate	0	0	0	0
Non Low Moderate	0	0	0	0
Total	0	0	0	0
Percent Low/Mod	0.0%	0.0%	0.0%	0.0%

Annual Accomplishments

Accomplishment Narrative  
 Year # Benefiting  
 2018 0 procurement of professional services underway / complete

UGLG:  
 Grant Year: 2018

Project: 0001 - 2018 CD

Objective:

IDIS Activity: 44016 - 7218090 Columbus  
 Activity to prevent, prepare for, and respond to Coronavirus: No

Outcome:

Status: Open  
 Location:

Matrix Code: General Program Administration (21A)

, -

National Objective:

Initial Funding Date: 12/20/2018  
 Financing:  
 Funded Amount: \$38,500.00  
 Net Drawn: \$34,650.00  
 Balance: \$3,850.00

Description:  
local admin

Proposed Accomplishments:

: 0

Total Population in Service Area: 0

Census Tract Percent Low / Mod: 0.00

Actual Accomplishments:

Number assisted:

	Owner		Renter		Total		Person
	Total	Hispanic	Total	Hispanic	Total	Hispanic	
White:	0	0	0	0	0	0	0
Black/African American:	0	0	0	0	0	0	0
Asian:	0	0	0	0	0	0	0
American Indian/Alaskan Native:	0	0	0	0	0	0	0
Native Hawaiian/Other Pacific Islander:	0	0	0	0	0	0	0
American Indian/Alaskan Native & White:	0	0	0	0	0	0	0
Asian White:	0	0	0	0	0	0	0
Black/African American & White:	0	0	0	0	0	0	0
American Indian/Alaskan Native & Black/African American:	0	0	0	0	0	0	0
Other multi-racial:	0	0	0	0	0	0	0
Asian/Pacific Islander:	0	0	0	0	0	0	0
Hispanic:	0	0	0	0	0	0	0
Total:	0	0	0	0	0	0	0
Female-headed Households:	0		0		0		

Income Category:

	Owner	Renter	Total	Person
Extremely Low	0	0	0	0
Low Mod	0	0	0	0

Moderate	0	0	0	0
Non Low Moderate	0	0	0	0
Total	0	0	0	0
Percent Low/Mod	0.0%	0.0%	0.0%	0.0%

Annual Accomplishments Accomplishment Narrative

Year # Benefiting  
 UGLG: COLUMBUS  
 Grant Year: 2018

Project: 0001 - 2018 CD

Objective: Create suitable living environments

IDIS Activity: 44017 - 7218090 Columbus

Outcome: Sustainability

Activity to prevent, prepare for, and respond to Coronavirus: No

Status: Open

Matrix Code: Water/Sewer Improvements (03J)

Location:

PO Box 87 Columbus, TX 78934-0087

National Objective: LMA

Initial Funding Date: 12/20/2018  
 Financing:  
 Funded Amount: \$311,500.00  
 Net Drawn: \$311,500.00  
 Balance: \$0.00

Description:  
 Contractor shall install six thousand seven hundred sixty linear feet (6,760 l.f.) of six-inch (6" dia.) pipe for water service to the property. The pipe shall be installed in a trench 24 inches deep and 24 inches wide. The trench shall be backfilled with compacted material. The pipe shall be installed in a trench 24 inches deep and 24 inches wide. The trench shall be backfilled with compacted material. The pipe shall be installed in a trench 24 inches deep and 24 inches wide. The trench shall be backfilled with compacted material.

Proposed Accomplishments:

People (General) : 238  
 Total Population in Service Area: 238  
 Census Tract Percent Low / Mod: 80.60

Actual Accomplishments:

Number assisted:

	Owner		Renter		Total		
	Total	Hispanic	Total	Hispanic	Total	Hispanic	Person
White:	0	0	0	0	0	0	0
Black/African American:	0	0	0	0	0	0	0

Asian:	0	0	0	0	0	0	0
American Indian/Alaskan Native:	0	0	0	0	0	0	0
Native Hawaiian/Other Pacific Islander:	0	0	0	0	0	0	0
American Indian/Alaskan Native & White:	0	0	0	0	0	0	0
Asian White:	0	0	0	0	0	0	0
Black/African American & White:	0	0	0	0	0	0	0
American Indian/Alaskan Native & Black/African American:	0	0	0	0	0	0	0
Other multi-racial:	0	0	0	0	0	0	0
Asian/Pacific Islander:	0	0	0	0	0	0	0
Hispanic:	0	0	0	0	0	0	0
Total:	0	0	0	0	0	0	0
Female-headed Households:	0		0		0		

Income Category:

	Owner	Renter	Total	Person
Extremely Low	0	0	0	0
Low Mod	0	0	0	0
Moderate	0	0	0	0
Non Low Moderate	0	0	0	0
Total	0	0	0	0
Percent Low/Mod	0.0%	0.0%	0.0%	0.0%

Annual Accomplishments

Accomplishment Narrative

Year # Benefiting

2018 0 environmental review complete

UGLG:

Grant Year: 2018

Project: 0001 - 2018 CD

Objective:

IDIS Activity: 44018 - 7218091 Como

Outcome:

Activity to prevent, prepare for, and respond to Coronavirus: No

Status: Completed 05/12/2021

Matrix Code: General Program Administration (21A)

Location:

National Objective:

Initial Funding Date: 12/20/2018  
 Financing:  
 Funded Amount: \$28,500.00  
 Net Drawn: \$28,500.00  
 Balance: \$0.00

Description:  
 local admin

Proposed Accomplishments:

: 0  
 Total Population in Service Area: 0  
 Census Tract Percent Low / Mod: 0.00

Actual Accomplishments:

Number assisted:

	Owner		Renter		Total		Person
	Total	Hispanic	Total	Hispanic	Total	Hispanic	
White:	0	0	0	0	0	0	0
Black/African American:	0	0	0	0	0	0	0
Asian:	0	0	0	0	0	0	0
American Indian/Alaskan Native:	0	0	0	0	0	0	0
Native Hawaiian/Other Pacific Islander:	0	0	0	0	0	0	0
American Indian/Alaskan Native & White:	0	0	0	0	0	0	0
Asian White:	0	0	0	0	0	0	0
Black/African American & White:	0	0	0	0	0	0	0
American Indian/Alaskan Native & Black/African American:	0	0	0	0	0	0	0
Other multi-racial:	0	0	0	0	0	0	0
Asian/Pacific Islander:	0	0	0	0	0	0	0
Hispanic:	0	0	0	0	0	0	0
Total:	0	0	0	0	0	0	0
Female-headed Households:	0		0		0		

Income Category:

	Owner	Renter	Total	Person
Extremely Low	0	0	0	0
Low Mod	0	0	0	0
Moderate	0	0	0	0
Non Low Moderate	0	0	0	0

Total 0 0 0 0  
 Percent Low/Mod 0.0% 0.0% 0.0% 0.0%

Annual Accomplishments Accomplishment Narrative

Year # Benefiting  
 UGLG: COMO  
 Grant Year: 2018  
 Project: 0001 - 2018 CD

Objective: Create suitable living environments

IDIS Activity: 44019 - 7218091 Como  
 Activity to prevent, prepare for, and respond to Coronavirus: No

Outcome: Sustainability

Status: Completed 04/07/2021  
 Location:  
 PO Box 208 Como, TX 75431-0208

Matrix Code: Water/Sewer Improvements (03J)

National Objective: LMA

Initial Funding Date: 12/20/2018  
 Financing:  
 Funded Amount: \$242,214.29  
 Net Drawn: \$242,214.29  
 Balance: \$0.00

Description:  
 Contractor shall install a sludge dewatering box, headworks and automatic bar screen, one hundred linear feet (100 l.f.) of yard piping and all associated appurtenances.  
 Construction shall take place at the WWTP located at 401 Jefferson Street.

Proposed Accomplishments:  
 People (General) : 799  
 Total Population in Service Area: 799  
 Census Tract Percent Low / Mod: 96.20

Actual Accomplishments:

Number assisted:

	Owner		Renter		Total		
	Total	Hispanic	Total	Hispanic	Total	Hispanic	Person
White:	0	0	0	0	0	0	0
Black/African American:	0	0	0	0	0	0	0
Asian:	0	0	0	0	0	0	0
American Indian/Alaskan Native:	0	0	0	0	0	0	0

Native Hawaiian/Other Pacific Islander:	0	0	0	0	0	0	0
American Indian/Alaskan Native & White:	0	0	0	0	0	0	0
Asian White:	0	0	0	0	0	0	0
Black/African American & White:	0	0	0	0	0	0	0
American Indian/Alaskan Native & Black/African American:	0	0	0	0	0	0	0
Other multi-racial:	0	0	0	0	0	0	0
Asian/Pacific Islander:	0	0	0	0	0	0	0
Hispanic:	0	0	0	0	0	0	0
Total:	0	0	0	0	0	0	0
Female-headed Households:	0		0		0		

Income Category:

	Owner	Renter	Total	Person
Extremely Low	0	0	0	0
Low Mod	0	0	0	0
Moderate	0	0	0	0
Non Low Moderate	0	0	0	0
Total	0	0	0	0
Percent Low/Mod	0.0%	0.0%	0.0%	0.0%

Annual Accomplishments

Accomplishment Narrative  
 0 procurement of professional services underway / complete

Year # Benefiting  
 2018

UGLG:  
 Grant Year: 2018  
 Project: 0001 - 2018 CD

Objective:

IDIS Activity: 44020 - 7218099 Concho County  
 Activity to prevent, prepare for, and respond to Coronavirus: No

Outcome:

Status: Open  
 Location:  
 , -

Matrix Code: General Program Administration (21A)

National Objective:

Initial Funding Date: 12/20/2018  
 Financing:

Description:  
 local admin



Funded Amount: \$27,500.00  
 Net Drawn: \$24,750.00  
 Balance: \$2,750.00

Proposed Accomplishments:

: 0  
 Total Population in Service Area: 0  
 Census Tract Percent Low / Mod: 0.00

Actual Accomplishments:

Number assisted:

	Owner		Renter		Total		Person
	Total	Hispanic	Total	Hispanic	Total	Hispanic	
White:	0	0	0	0	0	0	0
Black/African American:	0	0	0	0	0	0	0
Asian:	0	0	0	0	0	0	0
American Indian/Alaskan Native:	0	0	0	0	0	0	0
Native Hawaiian/Other Pacific Islander:	0	0	0	0	0	0	0
American Indian/Alaskan Native & White:	0	0	0	0	0	0	0
Asian White:	0	0	0	0	0	0	0
Black/African American & White:	0	0	0	0	0	0	0
American Indian/Alaskan Native & Black/African American:	0	0	0	0	0	0	0
Other multi-racial:	0	0	0	0	0	0	0
Asian/Pacific Islander:	0	0	0	0	0	0	0
Hispanic:	0	0	0	0	0	0	0
Total:	0	0	0	0	0	0	0
Female-headed Households:	0		0		0		

Income Category:

	Owner	Renter	Total	Person
Extremely Low	0	0	0	0
Low Mod	0	0	0	0
Moderate	0	0	0	0
Non Low Moderate	0	0	0	0
Total	0	0	0	0
Percent Low/Mod	0.0%	0.0%	0.0%	0.0%

Annual Accomplishments      Accomplishment Narrative

Year            # Benefiting  
 UGLG:            CONCHO COUNTY  
 Grant Year:      2018  
 Project:        0001 - 2018 CD

Objective:        Create suitable living environments

IDIS Activity:    44021 - 7218099 Concho County  
 Activity to prevent, prepare for, and respond to Coronavirus:    No

Outcome:        Sustainability

Status:            Open  
 Location:  
 PO Box 158    Paint Rock, TX 76866-0158

Matrix Code:     Water/Sewer Improvements (03J)

National Objective: LMA

Initial Funding Date:      12/20/2018  
 Financing:  
 Funded Amount:            \$247,500.00  
 Net Drawn:                 \$247,500.00  
 Balance:                    \$0.00

Description:  
 Contractor shall construct two (2) water wells, including valves, service reconnections, and all associated appurtenances.  
 Construction shall take place at the Millersview-Doole WSC water treatment plant.

Proposed Accomplishments:  
 People (General) : 309  
 Total Population in Service Area: 309  
 Census Tract Percent Low / Mod: 71.80

Actual Accomplishments:

Number assisted:

	Owner		Renter		Total		
	Total	Hispanic	Total	Hispanic	Total	Hispanic	Person
White:	0	0	0	0	0	0	0
Black/African American:	0	0	0	0	0	0	0
Asian:	0	0	0	0	0	0	0
American Indian/Alaskan Native:	0	0	0	0	0	0	0
Native Hawaiian/Other Pacific Islander:	0	0	0	0	0	0	0
American Indian/Alaskan Native & White:	0	0	0	0	0	0	0
Asian White:	0	0	0	0	0	0	0

Black/African American & White:	0	0	0	0	0	0	0
American Indian/Alaskan Native & Black/African American:	0	0	0	0	0	0	0
Other multi-racial:	0	0	0	0	0	0	0
Asian/Pacific Islander:	0	0	0	0	0	0	0
Hispanic:	0	0	0	0	0	0	0
Total:	0	0	0	0	0	0	0
Female-headed Households:	0		0		0		

Income Category:

	Owner	Renter	Total	Person
Extremely Low	0	0	0	0
Low Mod	0	0	0	0
Moderate	0	0	0	0
Non Low Moderate	0	0	0	0
Total	0	0	0	0
Percent Low/Mod	0.0%	0.0%	0.0%	0.0%

Annual Accomplishments

Accomplishment Narrative

Year # Benefiting  
2018 0 project design, plans and specs are being prepared by engineer

UGLG: Cresson

Grant Year: 2018

Project: 0001 - 2018 CD

Objective: Create suitable living environments

IDIS Activity: 44024 - 7218101 Cresson

Outcome: Sustainability

Activity to prevent, prepare for, and respond to Coronavirus: No

Status: Completed 08/09/2021

Matrix Code: Water/Sewer Improvements (03J)

Location:

PO Box 619 Cresson, TX 76035-0619

National Objective: LMA

Initial Funding Date: 12/20/2018

Financing: Contractor shall construct a new well in the Trinity Aquifer, including pump, electrical

Funded Amount: \$275,000.00 controls, piping, and all associated appurtenances.

Net Drawn: \$275,000.00 Construction shall take place at the water well site, located at the intersection of

Balance: \$0.00

Proposed Accomplishments:

People (General) : 421  
 Total Population in Service Area: 421  
 Census Tract Percent Low / Mod: 65.50

Actual Accomplishments:

Number assisted:

	Owner		Renter		Total		Person
	Total	Hispanic	Total	Hispanic	Total	Hispanic	
White:	0	0	0	0	0	0	0
Black/African American:	0	0	0	0	0	0	0
Asian:	0	0	0	0	0	0	0
American Indian/Alaskan Native:	0	0	0	0	0	0	0
Native Hawaiian/Other Pacific Islander:	0	0	0	0	0	0	0
American Indian/Alaskan Native & White:	0	0	0	0	0	0	0
Asian White:	0	0	0	0	0	0	0
Black/African American & White:	0	0	0	0	0	0	0
American Indian/Alaskan Native & Black/African American:	0	0	0	0	0	0	0
Other multi-racial:	0	0	0	0	0	0	0
Asian/Pacific Islander:	0	0	0	0	0	0	0
Hispanic:	0	0	0	0	0	0	0
Total:	0	0	0	0	0	0	0
Female-headed Households:	0		0		0		

Income Category:

	Owner	Renter	Total	Person
Extremely Low	0	0	0	0
Low Mod	0	0	0	0
Moderate	0	0	0	0
Non Low Moderate	0	0	0	0
Total	0	0	0	0
Percent Low/Mod	0.0%	0.0%	0.0%	0.0%

Annual Accomplishments      Accomplishment Narrative  
 Year      # Benefiting

2018

0 CDBG contract prepared and routed for approval

UGLG:

Grant Year: 2018

Project: 0001 - 2018 CD

Objective:

IDIS Activity: 44025 - 7218109 Culberson County

Outcome:

Activity to prevent, prepare for, and respond to Coronavirus: No

Status: Open

Matrix Code: General Program Administration (21A)

Location:

National Objective:

Initial Funding Date: 12/20/2018

Description:

Financing:

local admin

Funded Amount: \$13,750.00

Net Drawn: \$11,000.00

Balance: \$2,750.00

Proposed Accomplishments:

: 0

Total Population in Service Area: 0

Census Tract Percent Low / Mod: 0.00

Actual Accomplishments:

Number assisted:

	Owner		Renter		Total		Person
	Total	Hispanic	Total	Hispanic	Total	Hispanic	
White:	0	0	0	0	0	0	0
Black/African American:	0	0	0	0	0	0	0
Asian:	0	0	0	0	0	0	0
American Indian/Alaskan Native:	0	0	0	0	0	0	0
Native Hawaiian/Other Pacific Islander:	0	0	0	0	0	0	0
American Indian/Alaskan Native & White:	0	0	0	0	0	0	0
Asian White:	0	0	0	0	0	0	0
Black/African American & White:	0	0	0	0	0	0	0

American Indian/Alaskan Native & Black/African American:	0	0	0	0	0	0	0
Other multi-racial:	0	0	0	0	0	0	0
Asian/Pacific Islander:	0	0	0	0	0	0	0
Hispanic:	0	0	0	0	0	0	0
Total:	0	0	0	0	0	0	0
Female-headed Households:	0		0		0		

Income Category:

	Owner	Renter	Total	Person
Extremely Low	0	0	0	0
Low Mod	0	0	0	0
Moderate	0	0	0	0
Non Low Moderate	0	0	0	0
Total	0	0	0	0
Percent Low/Mod	0.0%	0.0%	0.0%	0.0%

Annual Accomplishments

Accomplishment Narrative

Year # Benefiting  
 UGLG: CULBERSON COUNTY  
 Grant Year: 2018  
 Project: 0001 - 2018 CD

Objective: Create suitable living environments

IDIS Activity: 44026 - 7218109 Culberson County  
 Activity to prevent, prepare for, and respond to Coronavirus: No

Outcome: Sustainability

Status: Open  
 Location:  
 PO Box 927 Van Horn, TX 79855-0927

Matrix Code: Neighborhood Facilities (03E)

National Objective: LMA

Initial Funding Date: 12/20/2018  
 Financing:  
 Funded Amount: \$261,250.00  
 Net Drawn: \$139,451.75  
 Balance: \$121,798.25

Description:  
 Contractor shall rehabilitate the interior and exterior of the facility, construct a new addition, make restroom improvements, construct ADA access, HVAC service, walk-in freezer, and all associated appurtenances.

Proposed Accomplishments:

People (General) : 455

Total Population in Service Area: 455

Census Tract Percent Low / Mod: 100.00

Actual Accomplishments:

Number assisted:

	Owner		Renter		Total		Person
	Total	Hispanic	Total	Hispanic	Total	Hispanic	
White:	0	0	0	0	0	0	0
Black/African American:	0	0	0	0	0	0	0
Asian:	0	0	0	0	0	0	0
American Indian/Alaskan Native:	0	0	0	0	0	0	0
Native Hawaiian/Other Pacific Islander:	0	0	0	0	0	0	0
American Indian/Alaskan Native & White:	0	0	0	0	0	0	0
Asian White:	0	0	0	0	0	0	0
Black/African American & White:	0	0	0	0	0	0	0
American Indian/Alaskan Native & Black/African American:	0	0	0	0	0	0	0
Other multi-racial:	0	0	0	0	0	0	0
Asian/Pacific Islander:	0	0	0	0	0	0	0
Hispanic:	0	0	0	0	0	0	0
Total:	0	0	0	0	0	0	0
Female-headed Households:	0		0		0		

Income Category:

	Owner	Renter	Total	Person
Extremely Low	0	0	0	0
Low Mod	0	0	0	0
Moderate	0	0	0	0
Non Low Moderate	0	0	0	0
Total	0	0	0	0
Percent Low/Mod	0.0%	0.0%	0.0%	0.0%

Annual Accomplishments

Accomplishment Narrative

Year # Benefiting

2018 0 CDBG contract prepared and routed for approval

UGLG: DEL RIO

Grant Year: 2018

Project: 0001 - 2018 CD

Objective: Create suitable living environments

IDIS Activity: 44027 - 7218110 Del Rio

Outcome: Sustainability

Activity to prevent, prepare for, and respond to Coronavirus: No

Status: Completed 07/14/2021

Matrix Code: Water/Sewer Improvements (03J)

Location:

109 W Broadway St Del Rio, TX 78840-5502

National Objective: LMA

Initial Funding Date: 12/20/2018

Description:

Financing:

Contractor shall replace two thousand nine hundred sixty-six linear feet (2,966 l.f.) of six-inch (6), twelve-inch (12) and sixteen-inch (16) water lines, service reconnections, sidewalk repair, and all associated appurtenances.

Funded Amount: \$450,000.00

Net Drawn: \$450,000.00

Balance: \$0.00

Proposed Accomplishments:

People (General) : 153

Total Population in Service Area: 153

Census Tract Percent Low / Mod: 100.00

Actual Accomplishments:

Number assisted:

	Owner		Renter		Total		Person
	Total	Hispanic	Total	Hispanic	Total	Hispanic	
White:	0	0	0	0	0	0	0
Black/African American:	0	0	0	0	0	0	0
Asian:	0	0	0	0	0	0	0
American Indian/Alaskan Native:	0	0	0	0	0	0	0
Native Hawaiian/Other Pacific Islander:	0	0	0	0	0	0	0
American Indian/Alaskan Native & White:	0	0	0	0	0	0	0
Asian White:	0	0	0	0	0	0	0
Black/African American & White:	0	0	0	0	0	0	0
American Indian/Alaskan Native & Black/African American:	0	0	0	0	0	0	0
Other multi-racial:	0	0	0	0	0	0	0



Asian/Pacific Islander:	0	0	0	0	0	0	0
Hispanic:	0	0	0	0	0	0	0
Total:	0	0	0	0	0	0	0
Female-headed Households:	0		0		0		

Income Category:

	Owner	Renter	Total	Person
Extremely Low	0	0	0	0
Low Mod	0	0	0	0
Moderate	0	0	0	0
Non Low Moderate	0	0	0	0
Total	0	0	0	0
Percent Low/Mod	0.0%	0.0%	0.0%	0.0%

Annual Accomplishments

Accomplishment Narrative

Year	# Benefiting
2018	0 procurement of professional services underway / complete

UGLG: CITY OF EASTLAND

Grant Year: 2018

Project: 0001 - 2018 CD

Objective: Create suitable living environments

IDIS Activity: 44035 - 7218121 Eastland

Outcome: Availability/accessibility

Activity to prevent, prepare for, and respond to Coronavirus: No

Status: Open

Matrix Code: Water/Sewer Improvements (03J)

Location:

PO Box 749 Eastland, TX 76448-0749

National Objective: LMA

Initial Funding Date: 12/21/2018

Financing: Contractor shall install two thousand six hundred linear feet (2,600 l.f.) of eight-inch (8) sewer line, pavement repair, and all associated appurtenances.  
 Description:  
 Construction shall take place in the following locations: South Broughter StreetCross-

Funded Amount: \$274,499.47

Net Drawn: \$274,499.47

Balance: \$0.00

Proposed Accomplishments:

People (General) : 3,845  
 Total Population in Service Area: 3,845  
 Census Tract Percent Low / Mod: 54.40

Actual Accomplishments:

Number assisted:

	Owner		Renter		Total		Person
	Total	Hispanic	Total	Hispanic	Total	Hispanic	
White:	0	0	0	0	0	0	0
Black/African American:	0	0	0	0	0	0	0
Asian:	0	0	0	0	0	0	0
American Indian/Alaskan Native:	0	0	0	0	0	0	0
Native Hawaiian/Other Pacific Islander:	0	0	0	0	0	0	0
American Indian/Alaskan Native & White:	0	0	0	0	0	0	0
Asian White:	0	0	0	0	0	0	0
Black/African American & White:	0	0	0	0	0	0	0
American Indian/Alaskan Native & Black/African American:	0	0	0	0	0	0	0
Other multi-racial:	0	0	0	0	0	0	0
Asian/Pacific Islander:	0	0	0	0	0	0	0
Hispanic:	0	0	0	0	0	0	0
Total:	0	0	0	0	0	0	0
Female-headed Households:	0		0		0		

Income Category:

	Owner	Renter	Total	Person
Extremely Low	0	0	0	0
Low Mod	0	0	0	0
Moderate	0	0	0	0
Non Low Moderate	0	0	0	0
Total	0	0	0	0
Percent Low/Mod	0.0%	0.0%	0.0%	0.0%

Annual Accomplishments

Accomplishment Narrative

Year # Benefiting

2018 0 CDBG contract prepared and routed for approval

UGLG:

Grant Year: 2018

Project: 0001 - 2018 CD

Objective:

IDIS Activity: 44037 - 7218129 Edwards County

Outcome:

Activity to prevent, prepare for, and respond to Coronavirus: No

Status: Completed 01/15/2021

Matrix Code: General Program Administration (21A)

Location:

National Objective:

Initial Funding Date: 12/21/2018

Description:

Financing:

admin

Funded Amount: \$13,750.00

Net Drawn: \$13,750.00

Balance: \$0.00

Proposed Accomplishments:

: 0

Total Population in Service Area: 0

Census Tract Percent Low / Mod: 0.00

Actual Accomplishments:

Number assisted:

	Owner		Renter		Total		Person
	Total	Hispanic	Total	Hispanic	Total	Hispanic	
White:	0	0	0	0	0	0	0
Black/African American:	0	0	0	0	0	0	0
Asian:	0	0	0	0	0	0	0
American Indian/Alaskan Native:	0	0	0	0	0	0	0
Native Hawaiian/Other Pacific Islander:	0	0	0	0	0	0	0
American Indian/Alaskan Native & White:	0	0	0	0	0	0	0
Asian White:	0	0	0	0	0	0	0
Black/African American & White:	0	0	0	0	0	0	0
American Indian/Alaskan Native & Black/African American:	0	0	0	0	0	0	0
Other multi-racial:	0	0	0	0	0	0	0
Asian/Pacific Islander:	0	0	0	0	0	0	0

Hispanic:	0	0	0	0	0	0	0
Total:	0	0	0	0	0	0	0
Female-headed Households:	0		0		0		

Income Category:

	Owner	Renter	Total	Person
Extremely Low	0	0	0	0
Low Mod	0	0	0	0
Moderate	0	0	0	0
Non Low Moderate	0	0	0	0
Total	0	0	0	0
Percent Low/Mod	0.0%	0.0%	0.0%	0.0%

Annual Accomplishments

Accomplishment Narrative

Year # Benefiting

UGLG: EDWARDS COUNTY

Grant Year: 2018

Project: 0001 - 2018 CD

Objective: Create suitable living environments

IDIS Activity: 44038 - 7218129 Edwards County

Outcome: Sustainability

Activity to prevent, prepare for, and respond to Coronavirus: No

Status: Completed 01/11/2021

Matrix Code: Parks, Recreational Facilities (03F)

Location:

PO Box 348 Rocksprings, TX 78880-0348

National Objective: LMA

Initial Funding Date: 12/21/2018

Financing:

Funded Amount: \$261,250.00

Net Drawn: \$261,250.00

Balance: \$0.00

Description:

Contractor shall install one (1) electrical service split, twelve (12) electrical pedestal boxes, underground electrical wiring, one thousand four hundred fifty linear feet (1,450 l.f.) of one-inch

Proposed Accomplishments:

People (General) : 1,420

Total Population in Service Area: 1,420

Census Tract Percent Low / Mod: 55.20

Actual Accomplishments:

Number assisted:

	Owner		Renter		Total		Person
	Total	Hispanic	Total	Hispanic	Total	Hispanic	
White:	0	0	0	0	0	0	0
Black/African American:	0	0	0	0	0	0	0
Asian:	0	0	0	0	0	0	0
American Indian/Alaskan Native:	0	0	0	0	0	0	0
Native Hawaiian/Other Pacific Islander:	0	0	0	0	0	0	0
American Indian/Alaskan Native & White:	0	0	0	0	0	0	0
Asian White:	0	0	0	0	0	0	0
Black/African American & White:	0	0	0	0	0	0	0
American Indian/Alaskan Native & Black/African American:	0	0	0	0	0	0	0
Other multi-racial:	0	0	0	0	0	0	0
Asian/Pacific Islander:	0	0	0	0	0	0	0
Hispanic:	0	0	0	0	0	0	0
Total:	0	0	0	0	0	0	0
Female-headed Households:	0		0		0		

Income Category:

	Owner	Renter	Total	Person
Extremely Low	0	0	0	0
Low Mod	0	0	0	0
Moderate	0	0	0	0
Non Low Moderate	0	0	0	0
Total	0	0	0	0
Percent Low/Mod	0.0%	0.0%	0.0%	0.0%

Annual Accomplishments

Accomplishment Narrative

Year # Benefiting

2018 0 CDBG contract prepared and routed for approval

UGLG:

Grant Year: 2018

Project: 0001 - 2018 CD

Objective:

IDIS Activity: 44046 - 7218141 Evant

Outcome:

Activity to prevent, prepare for, and respond to Coronavirus: No

Status: Completed 02/25/2021

Matrix Code: General Program Administration (21A)

Location:

National Objective:

Initial Funding Date: 12/21/2018

Description:

Financing:

admin

Funded Amount: \$17,875.00

Net Drawn: \$17,875.00

Balance: \$0.00

Proposed Accomplishments:

: 0

Total Population in Service Area: 0

Census Tract Percent Low / Mod: 0.00

Actual Accomplishments:

Number assisted:

	Owner		Renter		Total		Person
	Total	Hispanic	Total	Hispanic	Total	Hispanic	
White:	0	0	0	0	0	0	0
Black/African American:	0	0	0	0	0	0	0
Asian:	0	0	0	0	0	0	0
American Indian/Alaskan Native:	0	0	0	0	0	0	0
Native Hawaiian/Other Pacific Islander:	0	0	0	0	0	0	0
American Indian/Alaskan Native & White:	0	0	0	0	0	0	0
Asian White:	0	0	0	0	0	0	0
Black/African American & White:	0	0	0	0	0	0	0
American Indian/Alaskan Native & Black/African American:	0	0	0	0	0	0	0
Other multi-racial:	0	0	0	0	0	0	0
Asian/Pacific Islander:	0	0	0	0	0	0	0
Hispanic:	0	0	0	0	0	0	0

Total: 0 0 0 0 0 0 0  
 Female-headed Households: 0 0 0 0 0 0 0

Income Category:

	Owner	Renter	Total	Person
Extremely Low	0	0	0	0
Low Mod	0	0	0	0
Moderate	0	0	0	0
Non Low Moderate	0	0	0	0
Total	0	0	0	0
Percent Low/Mod	0.0%	0.0%	0.0%	0.0%

Annual Accomplishments

Accomplishment Narrative

Year # Benefiting  
 UGLG: EVANT  
 Grant Year: 2018  
 Project: 0001 - 2018 CD

Objective: Create suitable living environments

IDIS Activity: 44047 - 7218141 Evant  
 Activity to prevent, prepare for, and respond to Coronavirus: No

Outcome: Sustainability

Status: Completed 02/11/2021  
 Location:  
 PO Box 10 Evant, TX 76525-0010

Matrix Code: Water/Sewer Improvements (03J)

National Objective: LMA

Initial Funding Date: 12/21/2018  
 Financing:  
 Funded Amount: \$257,125.00  
 Net Drawn: \$257,125.00  
 Balance: \$0.00

Description:  
 Contractor shall install a new influent bar screen, one (1) aerator, sitework, and all associated appurtenances.  
 Construction shall take place at the WWTP located at 650 East Live Oak Street.

Proposed Accomplishments:

People (General) : 476  
 Total Population in Service Area: 467  
 Census Tract Percent Low / Mod: 73.80

Actual Accomplishments:

Number assisted:

	Owner		Renter		Total		Person
	Total	Hispanic	Total	Hispanic	Total	Hispanic	
White:	0	0	0	0	0	0	0
Black/African American:	0	0	0	0	0	0	0
Asian:	0	0	0	0	0	0	0
American Indian/Alaskan Native:	0	0	0	0	0	0	0
Native Hawaiian/Other Pacific Islander:	0	0	0	0	0	0	0
American Indian/Alaskan Native & White:	0	0	0	0	0	0	0
Asian White:	0	0	0	0	0	0	0
Black/African American & White:	0	0	0	0	0	0	0
American Indian/Alaskan Native & Black/African American:	0	0	0	0	0	0	0
Other multi-racial:	0	0	0	0	0	0	0
Asian/Pacific Islander:	0	0	0	0	0	0	0
Hispanic:	0	0	0	0	0	0	0
Total:	0	0	0	0	0	0	0
Female-headed Households:	0		0		0		

Income Category:

	Owner	Renter	Total	Person
Extremely Low	0	0	0	0
Low Mod	0	0	0	0
Moderate	0	0	0	0
Non Low Moderate	0	0	0	0
Total	0	0	0	0
Percent Low/Mod	0.0%	0.0%	0.0%	0.0%

Annual Accomplishments

Accomplishment Narrative

Year # Benefiting

2018 0 procurement of professional services underway / complete

UGLG:

Grant Year: 2018

Project: 0001 - 2018 CD

Objective:



IDIS Activity: 44048 - 7218149 Fayette County

Outcome:

Activity to prevent, prepare for, and respond to Coronavirus: No

Status: Open

Matrix Code: General Program Administration (21A)

Location:

National Objective:

Initial Funding Date: 12/21/2018

Description:

Financing:

admin

Funded Amount: \$30,000.00

Net Drawn: \$27,000.00

Balance: \$3,000.00

Proposed Accomplishments:

: 0

Total Population in Service Area: 0

Census Tract Percent Low / Mod: 0.00

Actual Accomplishments:

Number assisted:

	Owner		Renter		Total		Person
	Total	Hispanic	Total	Hispanic	Total	Hispanic	
White:	0	0	0	0	0	0	0
Black/African American:	0	0	0	0	0	0	0
Asian:	0	0	0	0	0	0	0
American Indian/Alaskan Native:	0	0	0	0	0	0	0
Native Hawaiian/Other Pacific Islander:	0	0	0	0	0	0	0
American Indian/Alaskan Native & White:	0	0	0	0	0	0	0
Asian White:	0	0	0	0	0	0	0
Black/African American & White:	0	0	0	0	0	0	0
American Indian/Alaskan Native & Black/African American:	0	0	0	0	0	0	0
Other multi-racial:	0	0	0	0	0	0	0
Asian/Pacific Islander:	0	0	0	0	0	0	0
Hispanic:	0	0	0	0	0	0	0
Total:	0	0	0	0	0	0	0

Female-headed Households: 0 0 0

Income Category:

	Owner	Renter	Total	Person
Extremely Low	0	0	0	0
Low Mod	0	0	0	0
Moderate	0	0	0	0
Non Low Moderate	0	0	0	0
Total	0	0	0	0
Percent Low/Mod	0.0%	0.0%	0.0%	0.0%

Annual Accomplishments

Accomplishment Narrative

Year # Benefiting

UGLG: FAYETTE COUNTY

Grant Year: 2018

Project: 0001 - 2018 CD

Objective: Create suitable living environments

IDIS Activity: 44049 - 7218149 Fayette County

Outcome: Sustainability

Activity to prevent, prepare for, and respond to Coronavirus: No

Status: Open

Matrix Code: Water/Sewer Improvements (03J)

Location:

151 N Washington St La Grange, TX 78945-2658

National Objective: LMA

Initial Funding Date: 12/21/2018

Financing:

Funded Amount: \$270,000.00

Net Drawn: \$181,490.00

Balance: \$88,510.00

Description:

Contractor shall replace thirty-eight (38) pump tanks with combination trashpump tanks, control panels, electrical and all associated appurtenances.

Construction shall take place throughout the West Point sewer system.

Proposed Accomplishments:

People (General) : 127

Total Population in Service Area: 127

Census Tract Percent Low / Mod: 83.40

Actual Accomplishments:

Number assisted:

	Owner		Renter		Total		Person
	Total	Hispanic	Total	Hispanic	Total	Hispanic	
White:	0	0	0	0	0	0	0
Black/African American:	0	0	0	0	0	0	0
Asian:	0	0	0	0	0	0	0
American Indian/Alaskan Native:	0	0	0	0	0	0	0
Native Hawaiian/Other Pacific Islander:	0	0	0	0	0	0	0
American Indian/Alaskan Native & White:	0	0	0	0	0	0	0
Asian White:	0	0	0	0	0	0	0
Black/African American & White:	0	0	0	0	0	0	0
American Indian/Alaskan Native & Black/African American:	0	0	0	0	0	0	0
Other multi-racial:	0	0	0	0	0	0	0
Asian/Pacific Islander:	0	0	0	0	0	0	0
Hispanic:	0	0	0	0	0	0	0
Total:	0	0	0	0	0	0	0
Female-headed Households:	0		0		0		

Income Category:

	Owner	Renter	Total	Person
Extremely Low	0	0	0	0
Low Mod	0	0	0	0
Moderate	0	0	0	0
Non Low Moderate	0	0	0	0
Total	0	0	0	0
Percent Low/Mod	0.0%	0.0%	0.0%	0.0%

Annual Accomplishments

Accomplishment Narrative

Year # Benefiting

2018 0 CDBG contract prepared and routed for approval

UGLG:

Grant Year: 2018

Project: 0001 - 2018 CD

Objective:

IDIS Activity: 44055 - 7218160 Franklin

Outcome:

Activity to prevent, prepare for, and respond to Coronavirus: No

Status: Completed 01/22/2021  
Location:

Matrix Code: General Program Administration (21A)

National Objective:

Initial Funding Date: 12/21/2018  
Financing:  
Funded Amount: \$30,250.00  
Net Drawn: \$30,250.00  
Balance: \$0.00

Description:  
admin

Proposed Accomplishments:

: 0  
Total Population in Service Area: 0  
Census Tract Percent Low / Mod: 0.00

Actual Accomplishments:

Number assisted:

	Owner		Renter		Total		Person
	Total	Hispanic	Total	Hispanic	Total	Hispanic	
White:	0	0	0	0	0	0	0
Black/African American:	0	0	0	0	0	0	0
Asian:	0	0	0	0	0	0	0
American Indian/Alaskan Native:	0	0	0	0	0	0	0
Native Hawaiian/Other Pacific Islander:	0	0	0	0	0	0	0
American Indian/Alaskan Native & White:	0	0	0	0	0	0	0
Asian White:	0	0	0	0	0	0	0
Black/African American & White:	0	0	0	0	0	0	0
American Indian/Alaskan Native & Black/African American:	0	0	0	0	0	0	0
Other multi-racial:	0	0	0	0	0	0	0
Asian/Pacific Islander:	0	0	0	0	0	0	0
Hispanic:	0	0	0	0	0	0	0
Total:	0	0	0	0	0	0	0
Female-headed Households:	0		0		0		

Income Category:

	Owner	Renter	Total	Person
Extremely Low	0	0	0	0
Low Mod	0	0	0	0
Moderate	0	0	0	0
Non Low Moderate	0	0	0	0
Total	0	0	0	0
Percent Low/Mod	0.0%	0.0%	0.0%	0.0%

Annual Accomplishments

Accomplishment Narrative

Year # Benefiting  
 UGLG: FRANKLIN  
 Grant Year: 2018  
 Project: 0001 - 2018 CD

Objective: Create suitable living environments

IDIS Activity: 44056 - 7218160 Franklin

Outcome: Sustainability

Activity to prevent, prepare for, and respond to Coronavirus: No

Status: Completed 01/22/2021

Matrix Code: Water/Sewer Improvements (03J)

Location:

PO Box 428 Franklin, TX 77856-0428

National Objective: LMA

Initial Funding Date: 12/21/2018  
 Financing:  
 Funded Amount: \$244,743.18  
 Net Drawn: \$244,743.18  
 Balance: \$0.00

Description:  
 Contractor shall install one (1) generator, foundation, fencing, electrical, and all associated appurtenances.  
 Construction shall take place at the WTP, located at 850 Cedar Street.

Proposed Accomplishments:

People (General) : 1,334  
 Total Population in Service Area: 1,334  
 Census Tract Percent Low / Mod: 58.70

Actual Accomplishments:

Number assisted:

Owner Renter Total

	Total	Hispanic	Total	Hispanic	Total	Hispanic	Person
White:	0	0	0	0	0	0	0
Black/African American:	0	0	0	0	0	0	0
Asian:	0	0	0	0	0	0	0
American Indian/Alaskan Native:	0	0	0	0	0	0	0
Native Hawaiian/Other Pacific Islander:	0	0	0	0	0	0	0
American Indian/Alaskan Native & White:	0	0	0	0	0	0	0
Asian White:	0	0	0	0	0	0	0
Black/African American & White:	0	0	0	0	0	0	0
American Indian/Alaskan Native & Black/African American:	0	0	0	0	0	0	0
Other multi-racial:	0	0	0	0	0	0	0
Asian/Pacific Islander:	0	0	0	0	0	0	0
Hispanic:	0	0	0	0	0	0	0
Total:	0	0	0	0	0	0	0
Female-headed Households:	0		0		0		

Income Category:

	Owner	Renter	Total	Person
Extremely Low	0	0	0	0
Low Mod	0	0	0	0
Moderate	0	0	0	0
Non Low Moderate	0	0	0	0
Total	0	0	0	0
Percent Low/Mod	0.0%	0.0%	0.0%	0.0%

Annual Accomplishments

Accomplishment Narrative

Year # Benefiting

2018 0 procurement of professional services underway / complete

UGLG:

Grant Year: 2018

Project: 0001 - 2018 CD

Objective:

IDIS Activity: 44057 - 7218161 George West

Outcome:

Activity to prevent, prepare for, and respond to Coronavirus: No

Status: Completed 02/22/2021

Matrix Code: General Program Administration (21A)

Location:

National Objective:

Initial Funding Date: 12/21/2018  
 Financing:  
 Funded Amount: \$32,953.81  
 Net Drawn: \$32,953.81  
 Balance: \$0.00

Description:  
admin

Proposed Accomplishments:

: 0  
 Total Population in Service Area: 0  
 Census Tract Percent Low / Mod: 0.00

Actual Accomplishments:

Number assisted:

	Owner		Renter		Total		Person
	Total	Hispanic	Total	Hispanic	Total	Hispanic	
White:	0	0	0	0	0	0	0
Black/African American:	0	0	0	0	0	0	0
Asian:	0	0	0	0	0	0	0
American Indian/Alaskan Native:	0	0	0	0	0	0	0
Native Hawaiian/Other Pacific Islander:	0	0	0	0	0	0	0
American Indian/Alaskan Native & White:	0	0	0	0	0	0	0
Asian White:	0	0	0	0	0	0	0
Black/African American & White:	0	0	0	0	0	0	0
American Indian/Alaskan Native & Black/African American:	0	0	0	0	0	0	0
Other multi-racial:	0	0	0	0	0	0	0
Asian/Pacific Islander:	0	0	0	0	0	0	0
Hispanic:	0	0	0	0	0	0	0
Total:	0	0	0	0	0	0	0
Female-headed Households:	0		0		0		

Income Category:

Owner	Renter	Total	Person
-------	--------	-------	--------

Extremely Low	0	0	0	0
Low Mod	0	0	0	0
Moderate	0	0	0	0
Non Low Moderate	0	0	0	0
Total	0	0	0	0
Percent Low/Mod	0.0%	0.0%	0.0%	0.0%

Annual Accomplishments Accomplishment Narrative

Year # Benefiting  
 UGLG: GEORGE WEST  
 Grant Year: 2018  
 Project: 0001 - 2018 CD

Objective: Create suitable living environments

IDIS Activity: 44058 - 7218161 George West  
 Activity to prevent, prepare for, and respond to Coronavirus: No

Outcome: Sustainability

Status: Completed 01/22/2021  
 Location:

Matrix Code: Water/Sewer Improvements (03J)

406 Nueces St George West, TX 78022-3789

National Objective: LMA

Initial Funding Date: 12/21/2018  
 Financing:  
 Funded Amount: \$266,325.55  
 Net Drawn: \$266,325.55  
 Balance: \$0.00

Description:  
 Contractor shall pipeburst two thousand two hundred twenty linear feet (2,220 l.f.) of eight-inch  
 (8" pipe)

Proposed Accomplishments:

People (General) : 930  
 Total Population in Service Area: 930  
 Census Tract Percent Low / Mod: 59.10

Actual Accomplishments:

Number assisted:

Owner		Renter		Total		Person
Total	Hispanic	Total	Hispanic	Total	Hispanic	



White:	0	0	0	0	0	0	0
Black/African American:	0	0	0	0	0	0	0
Asian:	0	0	0	0	0	0	0
American Indian/Alaskan Native:	0	0	0	0	0	0	0
Native Hawaiian/Other Pacific Islander:	0	0	0	0	0	0	0
American Indian/Alaskan Native & White:	0	0	0	0	0	0	0
Asian White:	0	0	0	0	0	0	0
Black/African American & White:	0	0	0	0	0	0	0
American Indian/Alaskan Native & Black/African American:	0	0	0	0	0	0	0
Other multi-racial:	0	0	0	0	0	0	0
Asian/Pacific Islander:	0	0	0	0	0	0	0
Hispanic:	0	0	0	0	0	0	0
Total:	0	0	0	0	0	0	0
Female-headed Households:	0		0		0		0

Income Category:

	Owner	Renter	Total	Person
Extremely Low	0	0	0	0
Low Mod	0	0	0	0
Moderate	0	0	0	0
Non Low Moderate	0	0	0	0
Total	0	0	0	0
Percent Low/Mod	0.0%	0.0%	0.0%	0.0%

Annual Accomplishments

Accomplishment Narrative  
 Year # Benefiting  
 2018 0 procurement of professional services underway / complete

UGLG:  
 Grant Year: 2018

Project: 0001 - 2018 CD

Objective:

IDIS Activity: 44059 - 7218169 Goldthwaite  
 Activity to prevent, prepare for, and respond to Coronavirus: No

Outcome:

Status: Completed 11/06/2020  
 Location:

Matrix Code: General Program Administration (21A)

, -

National Objective:

Initial Funding Date: 12/21/2018  
 Financing:  
 Funded Amount: \$30,250.00  
 Net Drawn: \$30,250.00  
 Balance: \$0.00

Description:  
admin

Proposed Accomplishments:

: 0

Total Population in Service Area: 0

Census Tract Percent Low / Mod: 0.00

Actual Accomplishments:

Number assisted:

	Owner		Renter		Total		Person
	Total	Hispanic	Total	Hispanic	Total	Hispanic	
White:	0	0	0	0	0	0	0
Black/African American:	0	0	0	0	0	0	0
Asian:	0	0	0	0	0	0	0
American Indian/Alaskan Native:	0	0	0	0	0	0	0
Native Hawaiian/Other Pacific Islander:	0	0	0	0	0	0	0
American Indian/Alaskan Native & White:	0	0	0	0	0	0	0
Asian White:	0	0	0	0	0	0	0
Black/African American & White:	0	0	0	0	0	0	0
American Indian/Alaskan Native & Black/African American:	0	0	0	0	0	0	0
Other multi-racial:	0	0	0	0	0	0	0
Asian/Pacific Islander:	0	0	0	0	0	0	0
Hispanic:	0	0	0	0	0	0	0
Total:	0	0	0	0	0	0	0
Female-headed Households:	0		0		0		

Income Category:

	Owner	Renter	Total	Person
Extremely Low	0	0	0	0
Low Mod	0	0	0	0

Moderate	0	0	0	0
Non Low Moderate	0	0	0	0
Total	0	0	0	0
Percent Low/Mod	0.0%	0.0%	0.0%	0.0%

Annual Accomplishments Accomplishment Narrative

Year # Benefiting  
 UGLG: GOLDTHWAITE  
 Grant Year: 2018  
 Project: 0001 - 2018 CD

Objective: Create suitable living environments

IDIS Activity: 44060 - 7218169 Goldthwaite

Outcome: Sustainability

Activity to prevent, prepare for, and respond to Coronavirus: No

Status: Completed 11/06/2020

Matrix Code: Water/Sewer Improvements (03J)

Location:

PO Box 450 Goldthwaite, TX 76844-0450

National Objective: LMA

Initial Funding Date: 12/21/2018  
 Financing:  
 Funded Amount: \$244,750.00  
 Net Drawn: \$244,750.00  
 Balance: \$0.00

Description:  
 Contractor shall install five thousand eight hundred linear feet (5,800 l.f.) of ten-inch (10")

Proposed Accomplishments:

People (General) : 2,345  
 Total Population in Service Area: 2,345  
 Census Tract Percent Low / Mod: 58.60

Actual Accomplishments:

Number assisted:

	Owner		Renter		Total		
	Total	Hispanic	Total	Hispanic	Total	Hispanic	Person
White:	0	0	0	0	0	0	0
Black/African American:	0	0	0	0	0	0	0

Asian:	0	0	0	0	0	0	0
American Indian/Alaskan Native:	0	0	0	0	0	0	0
Native Hawaiian/Other Pacific Islander:	0	0	0	0	0	0	0
American Indian/Alaskan Native & White:	0	0	0	0	0	0	0
Asian White:	0	0	0	0	0	0	0
Black/African American & White:	0	0	0	0	0	0	0
American Indian/Alaskan Native & Black/African American:	0	0	0	0	0	0	0
Other multi-racial:	0	0	0	0	0	0	0
Asian/Pacific Islander:	0	0	0	0	0	0	0
Hispanic:	0	0	0	0	0	0	0
Total:	0	0	0	0	0	0	0
Female-headed Households:	0		0		0		

Income Category:

	Owner	Renter	Total	Person
Extremely Low	0	0	0	0
Low Mod	0	0	0	0
Moderate	0	0	0	0
Non Low Moderate	0	0	0	0
Total	0	0	0	0
Percent Low/Mod	0.0%	0.0%	0.0%	0.0%

Annual Accomplishments

Accomplishment Narrative

Year # Benefiting

2018 0 procurement of professional services underway / complete

UGLG:

Grant Year: 2018

Project: 0001 - 2018 CD

Objective:

IDIS Activity: 44061 - 7218170 Goree

Outcome:

Activity to prevent, prepare for, and respond to Coronavirus: No

Status: Completed 01/22/2021

Matrix Code: General Program Administration (21A)

Location:

National Objective:

Initial Funding Date: 12/22/2018  
 Financing:  
 Funded Amount: \$27,500.00  
 Net Drawn: \$27,500.00  
 Balance: \$0.00

Description:  
 admin

Proposed Accomplishments:

: 0  
 Total Population in Service Area: 0  
 Census Tract Percent Low / Mod: 0.00

Actual Accomplishments:

Number assisted:

	Owner		Renter		Total		Person
	Total	Hispanic	Total	Hispanic	Total	Hispanic	
White:	0	0	0	0	0	0	0
Black/African American:	0	0	0	0	0	0	0
Asian:	0	0	0	0	0	0	0
American Indian/Alaskan Native:	0	0	0	0	0	0	0
Native Hawaiian/Other Pacific Islander:	0	0	0	0	0	0	0
American Indian/Alaskan Native & White:	0	0	0	0	0	0	0
Asian White:	0	0	0	0	0	0	0
Black/African American & White:	0	0	0	0	0	0	0
American Indian/Alaskan Native & Black/African American:	0	0	0	0	0	0	0
Other multi-racial:	0	0	0	0	0	0	0
Asian/Pacific Islander:	0	0	0	0	0	0	0
Hispanic:	0	0	0	0	0	0	0
Total:	0	0	0	0	0	0	0
Female-headed Households:	0		0		0		

Income Category:

	Owner	Renter	Total	Person
Extremely Low	0	0	0	0
Low Mod	0	0	0	0
Moderate	0	0	0	0
Non Low Moderate	0	0	0	0

Total 0 0 0 0  
 Percent Low/Mod 0.0% 0.0% 0.0% 0.0%

Annual Accomplishments Accomplishment Narrative

Year # Benefiting  
 UGLG: GOREE  
 Grant Year: 2018  
 Project: 0001 - 2018 CD

Objective: Create suitable living environments

IDIS Activity: 44062 - 7218170 Goree  
 Activity to prevent, prepare for, and respond to Coronavirus: No

Outcome: Sustainability

Status: Completed 01/22/2021  
 Location:  
 PO Box 248 Goree, TX 76363-0248

Matrix Code: Water/Sewer Improvements (03J)

National Objective: LMA

Initial Funding Date: 12/22/2018  
 Financing:  
 Funded Amount: \$247,500.00  
 Net Drawn: \$247,500.00  
 Balance: \$0.00

Description:  
 Contractor shall install six thousand linear feet (6,000 l.f.) of six-inch  
 (6) six-inch pipe for water service to the homes in the area.

Proposed Accomplishments:

People (General) : 192  
 Total Population in Service Area: 192  
 Census Tract Percent Low / Mod: 77.60

Actual Accomplishments:

Number assisted:

	Owner		Renter		Total		
	Total	Hispanic	Total	Hispanic	Total	Hispanic	Person
White:	0	0	0	0	0	0	0
Black/African American:	0	0	0	0	0	0	0
Asian:	0	0	0	0	0	0	0
American Indian/Alaskan Native:	0	0	0	0	0	0	0

Native Hawaiian/Other Pacific Islander:	0	0	0	0	0	0	0
American Indian/Alaskan Native & White:	0	0	0	0	0	0	0
Asian White:	0	0	0	0	0	0	0
Black/African American & White:	0	0	0	0	0	0	0
American Indian/Alaskan Native & Black/African American:	0	0	0	0	0	0	0
Other multi-racial:	0	0	0	0	0	0	0
Asian/Pacific Islander:	0	0	0	0	0	0	0
Hispanic:	0	0	0	0	0	0	0
Total:	0	0	0	0	0	0	0
Female-headed Households:	0		0		0		

Income Category:

	Owner	Renter	Total	Person
Extremely Low	0	0	0	0
Low Mod	0	0	0	0
Moderate	0	0	0	0
Non Low Moderate	0	0	0	0
Total	0	0	0	0
Percent Low/Mod	0.0%	0.0%	0.0%	0.0%

Annual Accomplishments

Accomplishment Narrative

Year # Benefiting

2018 0 project design, plans and specs are being prepared by engineer

UGLG:

Grant Year: 2018

Project: 0001 - 2018 CD

Objective:

IDIS Activity: 44063 - 7218171 Granbury

Outcome:

Activity to prevent, prepare for, and respond to Coronavirus: No

Status: Completed 07/14/2021

Matrix Code: General Program Administration (21A)

Location:

National Objective:

Initial Funding Date: 12/22/2018

Description:

Financing:

admin

Funded Amount: \$30,000.00  
 Net Drawn: \$30,000.00  
 Balance: \$0.00

Proposed Accomplishments:

: 0  
 Total Population in Service Area: 0  
 Census Tract Percent Low / Mod: 0.00

Actual Accomplishments:

Number assisted:

	Owner		Renter		Total		Person
	Total	Hispanic	Total	Hispanic	Total	Hispanic	
White:	0	0	0	0	0	0	0
Black/African American:	0	0	0	0	0	0	0
Asian:	0	0	0	0	0	0	0
American Indian/Alaskan Native:	0	0	0	0	0	0	0
Native Hawaiian/Other Pacific Islander:	0	0	0	0	0	0	0
American Indian/Alaskan Native & White:	0	0	0	0	0	0	0
Asian White:	0	0	0	0	0	0	0
Black/African American & White:	0	0	0	0	0	0	0
American Indian/Alaskan Native & Black/African American:	0	0	0	0	0	0	0
Other multi-racial:	0	0	0	0	0	0	0
Asian/Pacific Islander:	0	0	0	0	0	0	0
Hispanic:	0	0	0	0	0	0	0
Total:	0	0	0	0	0	0	0
Female-headed Households:	0		0		0		

Income Category:

	Owner	Renter	Total	Person
Extremely Low	0	0	0	0
Low Mod	0	0	0	0
Moderate	0	0	0	0
Non Low Moderate	0	0	0	0
Total	0	0	0	0
Percent Low/Mod	0.0%	0.0%	0.0%	0.0%



Annual Accomplishments Accomplishment Narrative

Year # Benefiting  
 UGLG: Granbury  
 Grant Year: 2018

Project: 0001 - 2018 CD

Objective: Create suitable living environments

IDIS Activity: 44064 - 7218171 Granbury

Outcome: Sustainability

Activity to prevent, prepare for, and respond to Coronavirus: No

Status: Completed 07/14/2021

Matrix Code: Water/Sewer Improvements (03J)

Location:

PO Box 969 Granbury, TX 76048-0969

National Objective: LMA

Initial Funding Date: 12/22/2018  
 Financing:  
 Funded Amount: \$245,000.00  
 Net Drawn: \$245,000.00  
 Balance: \$0.00

Description:  
 Contractor shall reconfigure and reline the wet well, install two (2) pumps, one (1) vault valve, electrical, pavement repair, and all associated appurtenances.  
 Construction shall take place at lift station #1, located at the intersection of Torrey Street

Proposed Accomplishments:

People (General) : 2,295  
 Total Population in Service Area: 2,295  
 Census Tract Percent Low / Mod: 61.60

Actual Accomplishments:

Number assisted:

	Owner		Renter		Total		
	Total	Hispanic	Total	Hispanic	Total	Hispanic	Person
White:	0	0	0	0	0	0	0
Black/African American:	0	0	0	0	0	0	0
Asian:	0	0	0	0	0	0	0
American Indian/Alaskan Native:	0	0	0	0	0	0	0
Native Hawaiian/Other Pacific Islander:	0	0	0	0	0	0	0
American Indian/Alaskan Native & White:	0	0	0	0	0	0	0
Asian White:	0	0	0	0	0	0	0

Black/African American & White:	0	0	0	0	0	0	0
American Indian/Alaskan Native & Black/African American:	0	0	0	0	0	0	0
Other multi-racial:	0	0	0	0	0	0	0
Asian/Pacific Islander:	0	0	0	0	0	0	0
Hispanic:	0	0	0	0	0	0	0
Total:	0	0	0	0	0	0	0
Female-headed Households:	0		0		0		

Income Category:

	Owner	Renter	Total	Person
Extremely Low	0	0	0	0
Low Mod	0	0	0	0
Moderate	0	0	0	0
Non Low Moderate	0	0	0	0
Total	0	0	0	0
Percent Low/Mod	0.0%	0.0%	0.0%	0.0%

Annual Accomplishments

Accomplishment Narrative

Year # Benefiting  
2018

0 procurement of professional services underway / complete

UGLG:

Grant Year: 2018

Project: 0001 - 2018 CD

Objective:

IDIS Activity: 44065 - 7218179 Grapeland

Outcome:

Activity to prevent, prepare for, and respond to Coronavirus: No

Status: Completed 08/09/2021

Matrix Code: General Program Administration (21A)

Location:

National Objective:

Initial Funding Date: 12/22/2018

Description:

Financing:

admin

Funded Amount: \$26,125.00

Net Drawn: \$26,125.00

Balance: \$0.00

Proposed Accomplishments:

: 0  
 Total Population in Service Area: 0  
 Census Tract Percent Low / Mod: 0.00

Actual Accomplishments:

Number assisted:

	Owner		Renter		Total		Person
	Total	Hispanic	Total	Hispanic	Total	Hispanic	
White:	0	0	0	0	0	0	0
Black/African American:	0	0	0	0	0	0	0
Asian:	0	0	0	0	0	0	0
American Indian/Alaskan Native:	0	0	0	0	0	0	0
Native Hawaiian/Other Pacific Islander:	0	0	0	0	0	0	0
American Indian/Alaskan Native & White:	0	0	0	0	0	0	0
Asian White:	0	0	0	0	0	0	0
Black/African American & White:	0	0	0	0	0	0	0
American Indian/Alaskan Native & Black/African American:	0	0	0	0	0	0	0
Other multi-racial:	0	0	0	0	0	0	0
Asian/Pacific Islander:	0	0	0	0	0	0	0
Hispanic:	0	0	0	0	0	0	0
Total:	0	0	0	0	0	0	0
Female-headed Households:	0		0		0		

Income Category:

	Owner	Renter	Total	Person
Extremely Low	0	0	0	0
Low Mod	0	0	0	0
Moderate	0	0	0	0
Non Low Moderate	0	0	0	0
Total	0	0	0	0
Percent Low/Mod	0.0%	0.0%	0.0%	0.0%

Annual Accomplishments

Accomplishment Narrative

Year # Benefiting

UGLG: GRAPELAND  
 Grant Year: 2018  
 Project: 0001 - 2018 CD

Objective: Create suitable living environments

IDIS Activity: 44066 - 7218179 Grapeland  
 Activity to prevent, prepare for, and respond to Coronavirus: No

Outcome: Sustainability

Status: Completed 07/14/2021  
 Location:  
 PO Box 567 Grapeland, TX 75844-0567

Matrix Code: Water/Sewer Improvements (03J)

National Objective: LMA

Initial Funding Date: 12/22/2018  
 Financing:  
 Funded Amount: \$248,875.00  
 Net Drawn: \$248,875.00  
 Balance: \$0.00

Description:  
 Contractor shall install three hundred linear feet (300 l.f.) of six-inch (6) and eight-inch (8) water main, water storage level controls, hydrants, extend water inlet, service reconnections, pavement repairs, and all associated appurtenances.

Proposed Accomplishments:  
 People (General) : 2,065  
 Total Population in Service Area: 2,065  
 Census Tract Percent Low / Mod: 51.00

Actual Accomplishments:

Number assisted:

	Owner		Renter		Total		Person
	Total	Hispanic	Total	Hispanic	Total	Hispanic	
White:	0	0	0	0	0	0	0
Black/African American:	0	0	0	0	0	0	0
Asian:	0	0	0	0	0	0	0
American Indian/Alaskan Native:	0	0	0	0	0	0	0
Native Hawaiian/Other Pacific Islander:	0	0	0	0	0	0	0
American Indian/Alaskan Native & White:	0	0	0	0	0	0	0
Asian White:	0	0	0	0	0	0	0
Black/African American & White:	0	0	0	0	0	0	0
American Indian/Alaskan Native & Black/African American:	0	0	0	0	0	0	0

Other multi-racial:	0	0	0	0	0	0	0
Asian/Pacific Islander:	0	0	0	0	0	0	0
Hispanic:	0	0	0	0	0	0	0
Total:	0	0	0	0	0	0	0
Female-headed Households:	0		0		0		

Income Category:

	Owner	Renter	Total	Person
Extremely Low	0	0	0	0
Low Mod	0	0	0	0
Moderate	0	0	0	0
Non Low Moderate	0	0	0	0
Total	0	0	0	0
Percent Low/Mod	0.0%	0.0%	0.0%	0.0%

Annual Accomplishments	Accomplishment Narrative
Year	# Benefiting
2018	0 Direct Deposit Authorization for Hearne 7218199

UGLG:

Grant Year: 2018

Project: 0001 - 2018 CD

Objective:

IDIS Activity: 44067 - 7218180 Gregg County

Outcome:

Activity to prevent, prepare for, and respond to Coronavirus: No

Status: Open

Matrix Code: General Program Administration (21A)

Location:

National Objective:

, -

Initial Funding Date: 12/22/2018  
 Financing:  
 Funded Amount: \$30,000.00  
 Net Drawn: \$26,939.00  
 Balance: \$3,061.00

Description:  
 admin

Proposed Accomplishments:

: 0

Total Population in Service Area: 0

Census Tract Percent Low / Mod: 0.00

Actual Accomplishments:

Number assisted:

	Owner		Renter		Total		Person
	Total	Hispanic	Total	Hispanic	Total	Hispanic	
White:	0	0	0	0	0	0	0
Black/African American:	0	0	0	0	0	0	0
Asian:	0	0	0	0	0	0	0
American Indian/Alaskan Native:	0	0	0	0	0	0	0
Native Hawaiian/Other Pacific Islander:	0	0	0	0	0	0	0
American Indian/Alaskan Native & White:	0	0	0	0	0	0	0
Asian White:	0	0	0	0	0	0	0
Black/African American & White:	0	0	0	0	0	0	0
American Indian/Alaskan Native & Black/African American:	0	0	0	0	0	0	0
Other multi-racial:	0	0	0	0	0	0	0
Asian/Pacific Islander:	0	0	0	0	0	0	0
Hispanic:	0	0	0	0	0	0	0
Total:	0	0	0	0	0	0	0
Female-headed Households:	0		0		0		

Income Category:

	Owner	Renter	Total	Person
Extremely Low	0	0	0	0
Low Mod	0	0	0	0
Moderate	0	0	0	0
Non Low Moderate	0	0	0	0
Total	0	0	0	0
Percent Low/Mod	0.0%	0.0%	0.0%	0.0%

Annual Accomplishments

Accomplishment Narrative

Year # Benefiting  
 UGLG: GREGG COUNTY  
 Grant Year: 2018

Project: 0001 - 2018 CD

Objective: Create suitable living environments

IDIS Activity: 44068 - 7218180 Gregg County

Outcome: Sustainability

Activity to prevent, prepare for, and respond to Coronavirus: No

Status: Open

Matrix Code: Water/Sewer Improvements (03J)

Location:

101 E Methvin St Longview, TX 75601-7200

National Objective: LMA

Initial Funding Date: 12/22/2018

Description:

Financing:

Contractor shall replace fourteen thousand eight hundred linear feet (14,800 l.f.) of two-inch

Funded Amount: \$245,000.00

Net Drawn: \$245,000.00

Balance: \$0.00

(2

Proposed Accomplishments:

People (General) : 120

Total Population in Service Area: 120

Census Tract Percent Low / Mod: 55.80

Actual Accomplishments:

Number assisted:

	Owner		Renter		Total		Person
	Total	Hispanic	Total	Hispanic	Total	Hispanic	
White:	0	0	0	0	0	0	0
Black/African American:	0	0	0	0	0	0	0
Asian:	0	0	0	0	0	0	0
American Indian/Alaskan Native:	0	0	0	0	0	0	0
Native Hawaiian/Other Pacific Islander:	0	0	0	0	0	0	0
American Indian/Alaskan Native & White:	0	0	0	0	0	0	0
Asian White:	0	0	0	0	0	0	0
Black/African American & White:	0	0	0	0	0	0	0
American Indian/Alaskan Native & Black/African American:	0	0	0	0	0	0	0
Other multi-racial:	0	0	0	0	0	0	0
Asian/Pacific Islander:	0	0	0	0	0	0	0

Hispanic:	0	0	0	0	0	0	0
Total:	0	0	0	0	0	0	0
Female-headed Households:	0		0		0		

Income Category:

	Owner	Renter	Total	Person
Extremely Low	0	0	0	0
Low Mod	0	0	0	0
Moderate	0	0	0	0
Non Low Moderate	0	0	0	0
Total	0	0	0	0
Percent Low/Mod	0.0%	0.0%	0.0%	0.0%

Annual Accomplishments

Accomplishment Narrative

Year # Benefiting

2018 0 project design, plans and specs are being prepared by engineer

UGLG:

Grant Year: 2018

Project: 0001 - 2018 CD

Objective:

IDIS Activity: 44069 - 7218181 Gregory

Outcome:

Activity to prevent, prepare for, and respond to Coronavirus: No

Status: Open

Matrix Code: General Program Administration (21A)

Location:

National Objective:

Initial Funding Date: 12/22/2018

Description:

Financing:

admin

Funded Amount: \$34,000.00

Net Drawn: \$34,000.00

Balance: \$0.00

Proposed Accomplishments:

: 0



Total Population in Service Area: 0  
 Census Tract Percent Low / Mod: 0.00

Actual Accomplishments:

Number assisted:

	Owner		Renter		Total		Person
	Total	Hispanic	Total	Hispanic	Total	Hispanic	
White:	0	0	0	0	0	0	0
Black/African American:	0	0	0	0	0	0	0
Asian:	0	0	0	0	0	0	0
American Indian/Alaskan Native:	0	0	0	0	0	0	0
Native Hawaiian/Other Pacific Islander:	0	0	0	0	0	0	0
American Indian/Alaskan Native & White:	0	0	0	0	0	0	0
Asian White:	0	0	0	0	0	0	0
Black/African American & White:	0	0	0	0	0	0	0
American Indian/Alaskan Native & Black/African American:	0	0	0	0	0	0	0
Other multi-racial:	0	0	0	0	0	0	0
Asian/Pacific Islander:	0	0	0	0	0	0	0
Hispanic:	0	0	0	0	0	0	0
Total:	0	0	0	0	0	0	0
Female-headed Households:	0		0		0		

Income Category:

	Owner	Renter	Total	Person
Extremely Low	0	0	0	0
Low Mod	0	0	0	0
Moderate	0	0	0	0
Non Low Moderate	0	0	0	0
Total	0	0	0	0
Percent Low/Mod	0.0%	0.0%	0.0%	0.0%

Annual Accomplishments

Accomplishment Narrative

Year # Benefiting  
 UGLG: GREGORY  
 Grant Year: 2018  
 Project: 0001 - 2018 CD

Objective: Create suitable living environments

IDIS Activity: 44070 - 7218181 Gregory

Outcome: Sustainability

Activity to prevent, prepare for, and respond to Coronavirus: No

Status: Open

Matrix Code: Water/Sewer Improvements (03J)

Location:

PO Box 297 Gregory, TX 78359-0297

National Objective: LMA

Initial Funding Date: 12/22/2018

Financing:

Funded Amount: \$266,000.00

Net Drawn: \$266,000.00

Balance: \$0.00

Description:

Contractor shall install a two hundred thousand gallon (200,000 gal.) water storage tank, including foundation, fencing, lighting, pump, valves, and all associated appurtenances.

Construction shall take place at the water plant site located on U.S.

Proposed Accomplishments:

People (General) : 1,550

Total Population in Service Area: 1,550

Census Tract Percent Low / Mod: 54.10

Actual Accomplishments:

Number assisted:

	Owner		Renter		Total		Person
	Total	Hispanic	Total	Hispanic	Total	Hispanic	
White:	0	0	0	0	0	0	0
Black/African American:	0	0	0	0	0	0	0
Asian:	0	0	0	0	0	0	0
American Indian/Alaskan Native:	0	0	0	0	0	0	0
Native Hawaiian/Other Pacific Islander:	0	0	0	0	0	0	0
American Indian/Alaskan Native & White:	0	0	0	0	0	0	0
Asian White:	0	0	0	0	0	0	0
Black/African American & White:	0	0	0	0	0	0	0
American Indian/Alaskan Native & Black/African American:	0	0	0	0	0	0	0
Other multi-racial:	0	0	0	0	0	0	0
Asian/Pacific Islander:	0	0	0	0	0	0	0
Hispanic:	0	0	0	0	0	0	0

Total: 0 0 0 0 0 0 0  
 Female-headed Households: 0 0 0 0 0 0

Income Category:

	Owner	Renter	Total	Person
Extremely Low	0	0	0	0
Low Mod	0	0	0	0
Moderate	0	0	0	0
Non Low Moderate	0	0	0	0
Total	0	0	0	0
Percent Low/Mod	0.0%	0.0%	0.0%	0.0%

Annual Accomplishments

Accomplishment Narrative

Year # Benefiting  
 2018 0 procurement of professional services underway / complete

UGLG:

Grant Year: 2018

Project: 0001 - 2018 CD

Objective:

IDIS Activity: 44075 - 7218191 Hartley County

Outcome:

Activity to prevent, prepare for, and respond to Coronavirus: No

Status: Completed 07/15/2021

Matrix Code: General Program Administration (21A)

Location:

National Objective:

Initial Funding Date: 12/22/2018  
 Financing:  
 Funded Amount: \$21,500.00  
 Net Drawn: \$21,500.00  
 Balance: \$0.00

Description:  
 admin

Proposed Accomplishments:

: 0

Total Population in Service Area: 0

Census Tract Percent Low / Mod: 0.00

Actual Accomplishments:

Number assisted:

	Owner		Renter		Total		Person
	Total	Hispanic	Total	Hispanic	Total	Hispanic	
White:	0	0	0	0	0	0	0
Black/African American:	0	0	0	0	0	0	0
Asian:	0	0	0	0	0	0	0
American Indian/Alaskan Native:	0	0	0	0	0	0	0
Native Hawaiian/Other Pacific Islander:	0	0	0	0	0	0	0
American Indian/Alaskan Native & White:	0	0	0	0	0	0	0
Asian White:	0	0	0	0	0	0	0
Black/African American & White:	0	0	0	0	0	0	0
American Indian/Alaskan Native & Black/African American:	0	0	0	0	0	0	0
Other multi-racial:	0	0	0	0	0	0	0
Asian/Pacific Islander:	0	0	0	0	0	0	0
Hispanic:	0	0	0	0	0	0	0
Total:	0	0	0	0	0	0	0
Female-headed Households:	0		0		0		

Income Category:

	Owner	Renter	Total	Person
Extremely Low	0	0	0	0
Low Mod	0	0	0	0
Moderate	0	0	0	0
Non Low Moderate	0	0	0	0
Total	0	0	0	0
Percent Low/Mod	0.0%	0.0%	0.0%	0.0%

Annual Accomplishments

Accomplishment Narrative

Year # Benefiting  
 UGLG: Hartley County  
 Grant Year: 2018  
 Project: 0001 - 2018 CD

Objective: Create suitable living environments

IDIS Activity: 44076 - 7218191 Hartley County  
 Activity to prevent, prepare for, and respond to Coronavirus: No

Outcome: Sustainability

Status: Completed 07/15/2021

Matrix Code: Water/Sewer Improvements (03J)

Location:

PO Box G Channing, TX 79018-0069

National Objective: LMA

Initial Funding Date: 12/22/2018  
 Financing:  
 Funded Amount: \$253,500.00  
 Net Drawn: \$253,500.00  
 Balance: \$0.00

Description:  
 Contractor shall paint the interior and exterior of the elevated storage tank, install one (1) variable frequency drive, a one thousand gallon (1,000 gal.) hydro pneumatic tank, and all associated appurtenances.

Proposed Accomplishments:

People (General) : 473  
 Total Population in Service Area: 473  
 Census Tract Percent Low / Mod: 84.70

Actual Accomplishments:

Number assisted:

	Owner		Renter		Total		Person
	Total	Hispanic	Total	Hispanic	Total	Hispanic	
White:	0	0	0	0	0	0	0
Black/African American:	0	0	0	0	0	0	0
Asian:	0	0	0	0	0	0	0
American Indian/Alaskan Native:	0	0	0	0	0	0	0
Native Hawaiian/Other Pacific Islander:	0	0	0	0	0	0	0
American Indian/Alaskan Native & White:	0	0	0	0	0	0	0
Asian White:	0	0	0	0	0	0	0
Black/African American & White:	0	0	0	0	0	0	0
American Indian/Alaskan Native & Black/African American:	0	0	0	0	0	0	0
Other multi-racial:	0	0	0	0	0	0	0
Asian/Pacific Islander:	0	0	0	0	0	0	0
Hispanic:	0	0	0	0	0	0	0
Total:	0	0	0	0	0	0	0

Female-headed Households: 0 0 0

Income Category:

	Owner	Renter	Total	Person
Extremely Low	0	0	0	0
Low Mod	0	0	0	0
Moderate	0	0	0	0
Non Low Moderate	0	0	0	0
Total	0	0	0	0
Percent Low/Mod	0.0%	0.0%	0.0%	0.0%

Annual Accomplishments

Accomplishment Narrative

Year # Benefiting  
2018

0 procurement of professional services underway / complete

UGLG:

Grant Year: 2018

Project: 0001 - 2018 CD

Objective:

IDIS Activity: 44079 - 7218200 Hemphill

Outcome:

Activity to prevent, prepare for, and respond to Coronavirus: No

Status: Completed 10/16/2020

Matrix Code: General Program Administration (21A)

Location:

National Objective:

, -

Initial Funding Date: 12/22/2018

Description:

Financing:

admin

Funded Amount: \$31,600.00

Net Drawn: \$31,600.00

Balance: \$0.00

Proposed Accomplishments:

: 0

Total Population in Service Area: 0

Census Tract Percent Low / Mod: 0.00

Actual Accomplishments:

Number assisted:

	Owner		Renter		Total		Person
	Total	Hispanic	Total	Hispanic	Total	Hispanic	
White:	0	0	0	0	0	0	0
Black/African American:	0	0	0	0	0	0	0
Asian:	0	0	0	0	0	0	0
American Indian/Alaskan Native:	0	0	0	0	0	0	0
Native Hawaiian/Other Pacific Islander:	0	0	0	0	0	0	0
American Indian/Alaskan Native & White:	0	0	0	0	0	0	0
Asian White:	0	0	0	0	0	0	0
Black/African American & White:	0	0	0	0	0	0	0
American Indian/Alaskan Native & Black/African American:	0	0	0	0	0	0	0
Other multi-racial:	0	0	0	0	0	0	0
Asian/Pacific Islander:	0	0	0	0	0	0	0
Hispanic:	0	0	0	0	0	0	0
Total:	0	0	0	0	0	0	0
Female-headed Households:	0		0		0		

Income Category:

	Owner	Renter	Total	Person
Extremely Low	0	0	0	0
Low Mod	0	0	0	0
Moderate	0	0	0	0
Non Low Moderate	0	0	0	0
Total	0	0	0	0
Percent Low/Mod	0.0%	0.0%	0.0%	0.0%

Annual Accomplishments

Accomplishment Narrative

Year # Benefiting

UGLG: HEMPHILL

Grant Year: 2018

Project: 0001 - 2018 CD

Objective: Create suitable living environments

IDIS Activity: 44080 - 7218200 Hemphill

Outcome: Sustainability

Activity to prevent, prepare for, and respond to Coronavirus: No

Status: Completed 09/23/2020

Location:

PO Box 788 Hemphill, TX 75948-0788

Matrix Code: Water/Sewer Improvements (03J)

National Objective: LMA

Initial Funding Date: 12/22/2018

Financing:

Funded Amount: \$243,400.00

Net Drawn: \$243,400.00

Balance: \$0.00

Description:

Contractor shall rehabilitate two (2) ground storage water tanks, including welding repairs, interior coating system, and all associated appurtenances.

Construction shall take place at the water plant located on FM 3121.

Proposed Accomplishments:

People (General) : 1,090

Total Population in Service Area: 1,090

Census Tract Percent Low / Mod: 61.90

Actual Accomplishments:

Number assisted:

	Owner		Renter		Total		Person
	Total	Hispanic	Total	Hispanic	Total	Hispanic	
White:	0	0	0	0	0	0	0
Black/African American:	0	0	0	0	0	0	0
Asian:	0	0	0	0	0	0	0
American Indian/Alaskan Native:	0	0	0	0	0	0	0
Native Hawaiian/Other Pacific Islander:	0	0	0	0	0	0	0
American Indian/Alaskan Native & White:	0	0	0	0	0	0	0
Asian White:	0	0	0	0	0	0	0
Black/African American & White:	0	0	0	0	0	0	0
American Indian/Alaskan Native & Black/African American:	0	0	0	0	0	0	0
Other multi-racial:	0	0	0	0	0	0	0
Asian/Pacific Islander:	0	0	0	0	0	0	0
Hispanic:	0	0	0	0	0	0	0
Total:	0	0	0	0	0	0	0
Female-headed Households:	0		0		0		

Income Category:



	Owner	Renter	Total	Person
Extremely Low	0	0	0	0
Low Mod	0	0	0	0
Moderate	0	0	0	0
Non Low Moderate	0	0	0	0
Total	0	0	0	0
Percent Low/Mod	0.0%	0.0%	0.0%	0.0%

Annual Accomplishments      Accomplishment Narrative

Year	# Benefiting	Accomplishment Narrative
2018		0 procurement of professional services underway / complete

UGLG:

Grant Year: 2018

Project: 0001 - 2018 CD

Objective:

IDIS Activity: 44083 - 7218209 Henderson

Outcome:

Activity to prevent, prepare for, and respond to Coronavirus: No

Status: Open

Matrix Code: General Program Administration (21A)

Location:

National Objective:

, -

Initial Funding Date: 12/24/2018

Description:

Financing:

admin

Funded Amount: \$15,000.00

Net Drawn: \$13,500.00

Balance: \$1,500.00

Proposed Accomplishments:

: 0

Total Population in Service Area: 0

Census Tract Percent Low / Mod: 0.00

Actual Accomplishments:

Number assisted:

	Owner		Renter		Total		Person
	Total	Hispanic	Total	Hispanic	Total	Hispanic	
White:	0	0	0	0	0	0	0
Black/African American:	0	0	0	0	0	0	0
Asian:	0	0	0	0	0	0	0
American Indian/Alaskan Native:	0	0	0	0	0	0	0
Native Hawaiian/Other Pacific Islander:	0	0	0	0	0	0	0
American Indian/Alaskan Native & White:	0	0	0	0	0	0	0
Asian White:	0	0	0	0	0	0	0
Black/African American & White:	0	0	0	0	0	0	0
American Indian/Alaskan Native & Black/African American:	0	0	0	0	0	0	0
Other multi-racial:	0	0	0	0	0	0	0
Asian/Pacific Islander:	0	0	0	0	0	0	0
Hispanic:	0	0	0	0	0	0	0
Total:	0	0	0	0	0	0	0
Female-headed Households:	0		0		0		

Income Category:

	Owner	Renter	Total	Person
Extremely Low	0	0	0	0
Low Mod	0	0	0	0
Moderate	0	0	0	0
Non Low Moderate	0	0	0	0
Total	0	0	0	0
Percent Low/Mod	0.0%	0.0%	0.0%	0.0%

Annual Accomplishments

Accomplishment Narrative

Year # Benefiting  
 UGLG: HENDERSON  
 Grant Year: 2018  
 Project: 0001 - 2018 CD

Objective: Create suitable living environments

IDIS Activity: 44084 - 7218209 Henderson  
 Activity to prevent, prepare for, and respond to Coronavirus: No

Outcome: Sustainability

Status: Open

Matrix Code: Street Improvements (03K)

Location:  
 400 W Main St Henderson, TX 75652-3019

National Objective: LMA

Initial Funding Date: 12/24/2018  
 Financing:  
 Funded Amount: \$260,000.00  
 Net Drawn: \$260,000.00  
 Balance: \$0.00

Description:  
 Contractor shall reconstruct approximately one thousand six hundred linear feet (1,600 l.f.) of street utilizing stabilized subgrade, HMAC type

Proposed Accomplishments:  
 People (General) : 47  
 Total Population in Service Area: 47  
 Census Tract Percent Low / Mod: 95.70

Actual Accomplishments:

Number assisted:

	Owner		Renter		Total		
	Total	Hispanic	Total	Hispanic	Total	Hispanic	Person
White:	0	0	0	0	0	0	0
Black/African American:	0	0	0	0	0	0	0
Asian:	0	0	0	0	0	0	0
American Indian/Alaskan Native:	0	0	0	0	0	0	0
Native Hawaiian/Other Pacific Islander:	0	0	0	0	0	0	0
American Indian/Alaskan Native & White:	0	0	0	0	0	0	0
Asian White:	0	0	0	0	0	0	0
Black/African American & White:	0	0	0	0	0	0	0
American Indian/Alaskan Native & Black/African American:	0	0	0	0	0	0	0
Other multi-racial:	0	0	0	0	0	0	0
Asian/Pacific Islander:	0	0	0	0	0	0	0
Hispanic:	0	0	0	0	0	0	0
Total:	0	0	0	0	0	0	0
Female-headed Households:	0		0		0		

Income Category:

Owner Renter Total Person

Extremely Low	0	0	0	0
Low Mod	0	0	0	0
Moderate	0	0	0	0
Non Low Moderate	0	0	0	0
Total	0	0	0	0
Percent Low/Mod	0.0%	0.0%	0.0%	0.0%

Annual Accomplishments      Accomplishment Narrative  
 Year      # Benefiting  
 2018      0 procurement of professional services underway / complete

UGLG:  
 Grant Year: 2018  
 Project: 0001 - 2018 CD      Objective:  
 IDIS Activity: 44087 - 7218211 Hopkins County      Outcome:  
 Activity to prevent, prepare for, and respond to Coronavirus: No  
 Status: Completed 07/15/2021      Matrix Code: General Program Administration (21A)  
 Location:  
 , -      National Objective:

Initial Funding Date: 12/24/2018      Description:  
 Financing: admin  
 Funded Amount: \$28,500.00  
 Net Drawn: \$28,500.00  
 Balance: \$0.00

Proposed Accomplishments:  
 : 0  
 Total Population in Service Area: 0  
 Census Tract Percent Low / Mod: 0.00

Actual Accomplishments:  
 Number assisted:  
 Owner      Renter      Total

	Total	Hispanic	Total	Hispanic	Total	Hispanic	Person
White:	0	0	0	0	0	0	0
Black/African American:	0	0	0	0	0	0	0
Asian:	0	0	0	0	0	0	0
American Indian/Alaskan Native:	0	0	0	0	0	0	0
Native Hawaiian/Other Pacific Islander:	0	0	0	0	0	0	0
American Indian/Alaskan Native & White:	0	0	0	0	0	0	0
Asian White:	0	0	0	0	0	0	0
Black/African American & White:	0	0	0	0	0	0	0
American Indian/Alaskan Native & Black/African American:	0	0	0	0	0	0	0
Other multi-racial:	0	0	0	0	0	0	0
Asian/Pacific Islander:	0	0	0	0	0	0	0
Hispanic:	0	0	0	0	0	0	0
Total:	0	0	0	0	0	0	0
Female-headed Households:	0		0		0		

Income Category:

	Owner	Renter	Total	Person
Extremely Low	0	0	0	0
Low Mod	0	0	0	0
Moderate	0	0	0	0
Non Low Moderate	0	0	0	0
Total	0	0	0	0
Percent Low/Mod	0.0%	0.0%	0.0%	0.0%

Annual Accomplishments

Accomplishment Narrative

Year # Benefiting

UGLG: HOPKINS COUNTY

Grant Year: 2018

Project: 0001 - 2018 CD

Objective: Create suitable living environments

IDIS Activity: 44088 - 7218211 Hopkins County

Outcome: Sustainability

Activity to prevent, prepare for, and respond to Coronavirus: No

Status: Completed 07/15/2021

Matrix Code: Water/Sewer Improvements (03J)

Location:

118 Church St Sulphur Springs, TX 75482-2602

National Objective: LMA

Initial Funding Date: 12/24/2018  
 Financing:  
 Funded Amount: \$246,450.00  
 Net Drawn: \$246,450.00  
 Balance: \$0.00

Description:  
 Contractor shall replace the inlet pipe, thirteen thousand eight hundred linear feet (13,800 l.f.) of eight-inch (8) water main, boring, service reconnections and all associated appurtenances.

Proposed Accomplishments:

People (General) : 281  
 Total Population in Service Area: 281  
 Census Tract Percent Low / Mod: 60.80

Actual Accomplishments:

Number assisted:

	Owner		Renter		Total		Person
	Total	Hispanic	Total	Hispanic	Total	Hispanic	
White:	0	0	0	0	0	0	0
Black/African American:	0	0	0	0	0	0	0
Asian:	0	0	0	0	0	0	0
American Indian/Alaskan Native:	0	0	0	0	0	0	0
Native Hawaiian/Other Pacific Islander:	0	0	0	0	0	0	0
American Indian/Alaskan Native & White:	0	0	0	0	0	0	0
Asian White:	0	0	0	0	0	0	0
Black/African American & White:	0	0	0	0	0	0	0
American Indian/Alaskan Native & Black/African American:	0	0	0	0	0	0	0
Other multi-racial:	0	0	0	0	0	0	0
Asian/Pacific Islander:	0	0	0	0	0	0	0
Hispanic:	0	0	0	0	0	0	0
Total:	0	0	0	0	0	0	0
Female-headed Households:	0		0		0		

Income Category:

	Owner	Renter	Total	Person
Extremely Low	0	0	0	0
Low Mod	0	0	0	0

Moderate	0	0	0	0
Non Low Moderate	0	0	0	0
Total	0	0	0	0
Percent Low/Mod	0.0%	0.0%	0.0%	0.0%

Annual Accomplishments      Accomplishment Narrative  
 Year      # Benefiting  
 2018      0 procurement of professional services underway / complete

UGLG:  
 Grant Year: 2018  
 Project: 0001 - 2018 CD      Objective:  
 IDIS Activity: 44089 - 7218219 Houston County      Outcome:  
 Activity to prevent, prepare for, and respond to Coronavirus: No  
 Status: Completed 04/20/2021      Matrix Code: General Program Administration (21A)  
 Location:      National Objective:  
 , -

Initial Funding Date: 12/24/2018      Description:  
 Financing: admin  
 Funded Amount: \$29,000.00  
 Net Drawn: \$29,000.00  
 Balance: \$0.00

Proposed Accomplishments:  
 : 0  
 Total Population in Service Area: 0  
 Census Tract Percent Low / Mod: 0.00

Actual Accomplishments:  
 Number assisted:

	Owner		Renter		Total		
	Total	Hispanic	Total	Hispanic	Total	Hispanic	Person
White:	0	0	0	0	0	0	0

Black/African American:	0	0	0	0	0	0	0
Asian:	0	0	0	0	0	0	0
American Indian/Alaskan Native:	0	0	0	0	0	0	0
Native Hawaiian/Other Pacific Islander:	0	0	0	0	0	0	0
American Indian/Alaskan Native & White:	0	0	0	0	0	0	0
Asian White:	0	0	0	0	0	0	0
Black/African American & White:	0	0	0	0	0	0	0
American Indian/Alaskan Native & Black/African American:	0	0	0	0	0	0	0
Other multi-racial:	0	0	0	0	0	0	0
Asian/Pacific Islander:	0	0	0	0	0	0	0
Hispanic:	0	0	0	0	0	0	0
Total:	0	0	0	0	0	0	0
Female-headed Households:	0		0		0		0

Income Category:

	Owner	Renter	Total	Person
Extremely Low	0	0	0	0
Low Mod	0	0	0	0
Moderate	0	0	0	0
Non Low Moderate	0	0	0	0
Total	0	0	0	0
Percent Low/Mod	0.0%	0.0%	0.0%	0.0%

Annual Accomplishments

Accomplishment Narrative

Year # Benefiting  
 UGLG: Houston County  
 Grant Year: 2018  
 Project: 0001 - 2018 CD

Objective: Create suitable living environments

IDIS Activity: 44090 - 7218219 Houston County  
 Activity to prevent, prepare for, and respond to Coronavirus: No

Outcome: Sustainability

Status: Completed 04/20/2021  
 Location:  
 401 E Goliad Ave Crockett, TX 75835-2048

Matrix Code: Street Improvements (03K)  
 National Objective: LMA



Initial Funding Date: 12/24/2018  
 Financing:  
 Funded Amount: \$245,989.85  
 Net Drawn: \$245,989.85  
 Balance: \$0.00

Description:  
 Contractor shall reconstruct streets utilizing a four-inch  
 (4") flexible road base, clearing and grading ditches,  
 and all associated appurtenances.

Proposed Accomplishments:

People (General) : 47  
 Total Population in Service Area: 47  
 Census Tract Percent Low / Mod: 55.30

Actual Accomplishments:

Number assisted:

	Owner		Renter		Total		Person
	Total	Hispanic	Total	Hispanic	Total	Hispanic	
White:	0	0	0	0	0	0	0
Black/African American:	0	0	0	0	0	0	0
Asian:	0	0	0	0	0	0	0
American Indian/Alaskan Native:	0	0	0	0	0	0	0
Native Hawaiian/Other Pacific Islander:	0	0	0	0	0	0	0
American Indian/Alaskan Native & White:	0	0	0	0	0	0	0
Asian White:	0	0	0	0	0	0	0
Black/African American & White:	0	0	0	0	0	0	0
American Indian/Alaskan Native & Black/African American:	0	0	0	0	0	0	0
Other multi-racial:	0	0	0	0	0	0	0
Asian/Pacific Islander:	0	0	0	0	0	0	0
Hispanic:	0	0	0	0	0	0	0
Total:	0	0	0	0	0	0	0
Female-headed Households:	0		0		0		

Income Category:

	Owner	Renter	Total	Person
Extremely Low	0	0	0	0
Low Mod	0	0	0	0
Moderate	0	0	0	0
Non Low Moderate	0	0	0	0

Total 0 0 0 0  
 Percent Low/Mod 0.0% 0.0% 0.0% 0.0%

Annual Accomplishments Accomplishment Narrative  
 Year # Benefiting  
 2018 0 construction bidding and award in progress

UGLG:  
 Grant Year: 2018

Project: 0001 - 2018 CD

Objective:

IDIS Activity: 44094 - 7218229 Indian Lake  
 Activity to prevent, prepare for, and respond to Coronavirus: No

Outcome:

Status: Open  
 Location:

Matrix Code: General Program Administration (21A)

National Objective:

Initial Funding Date: 12/24/2018  
 Financing:  
 Funded Amount: \$25,000.00  
 Net Drawn: \$15,550.00  
 Balance: \$9,450.00

Description:  
 admin

Proposed Accomplishments:  
 : 0  
 Total Population in Service Area: 0  
 Census Tract Percent Low / Mod: 0.00

Actual Accomplishments:

Number assisted:

	Owner		Renter		Total		
	Total	Hispanic	Total	Hispanic	Total	Hispanic	Person
White:	0	0	0	0	0	0	0
Black/African American:	0	0	0	0	0	0	0
Asian:	0	0	0	0	0	0	0

American Indian/Alaskan Native:	0	0	0	0	0	0	0
Native Hawaiian/Other Pacific Islander:	0	0	0	0	0	0	0
American Indian/Alaskan Native & White:	0	0	0	0	0	0	0
Asian White:	0	0	0	0	0	0	0
Black/African American & White:	0	0	0	0	0	0	0
American Indian/Alaskan Native & Black/African American:	0	0	0	0	0	0	0
Other multi-racial:	0	0	0	0	0	0	0
Asian/Pacific Islander:	0	0	0	0	0	0	0
Hispanic:	0	0	0	0	0	0	0
Total:	0	0	0	0	0	0	0
Female-headed Households:	0		0		0		

Income Category:

	Owner	Renter	Total	Person
Extremely Low	0	0	0	0
Low Mod	0	0	0	0
Moderate	0	0	0	0
Non Low Moderate	0	0	0	0
Total	0	0	0	0
Percent Low/Mod	0.0%	0.0%	0.0%	0.0%

Annual Accomplishments

Accomplishment Narrative

Year # Benefiting  
 UGLG: INDIAN LAKE  
 Grant Year: 2018  
 Project: 0001 - 2018 CD

Objective: Create suitable living environments

IDIS Activity: 44095 - 7218229 Indian Lake  
 Activity to prevent, prepare for, and respond to Coronavirus: No

Outcome: Sustainability

Status: Open  
 Location:  
 62 S Aztec Cove Dr Los Fresnos, TX 78566-4113

Matrix Code: Street Improvements (03K)

National Objective: LMA

Initial Funding Date: 12/24/2018  
 Financing:

Description:  
 Contractor shall reconstruct approximately five hundred linear feet (500 l.f.) of street

Funded Amount: \$250,000.00  
 Net Drawn: \$204,856.56  
 Balance: \$45,143.44

utilizing an eight-inch  
 (8 1/2 inch diameter pipe)

Proposed Accomplishments:

People (General) : 24  
 Total Population in Service Area: 24  
 Census Tract Percent Low / Mod: 91.60

Actual Accomplishments:

Number assisted:

	Owner		Renter		Total		Person
	Total	Hispanic	Total	Hispanic	Total	Hispanic	
White:	0	0	0	0	0	0	0
Black/African American:	0	0	0	0	0	0	0
Asian:	0	0	0	0	0	0	0
American Indian/Alaskan Native:	0	0	0	0	0	0	0
Native Hawaiian/Other Pacific Islander:	0	0	0	0	0	0	0
American Indian/Alaskan Native & White:	0	0	0	0	0	0	0
Asian White:	0	0	0	0	0	0	0
Black/African American & White:	0	0	0	0	0	0	0
American Indian/Alaskan Native & Black/African American:	0	0	0	0	0	0	0
Other multi-racial:	0	0	0	0	0	0	0
Asian/Pacific Islander:	0	0	0	0	0	0	0
Hispanic:	0	0	0	0	0	0	0
Total:	0	0	0	0	0	0	0
Female-headed Households:	0		0		0		

Income Category:

	Owner	Renter	Total	Person
Extremely Low	0	0	0	0
Low Mod	0	0	0	0
Moderate	0	0	0	0
Non Low Moderate	0	0	0	0
Total	0	0	0	0
Percent Low/Mod	0.0%	0.0%	0.0%	0.0%

Annual Accomplishments      Accomplishment Narrative  
 Year      # Benefiting  
 2018      0 project design, plans and specs are being prepared by engineer

UGLG:  
 Grant Year:    2018  
 Project:      0001 - 2018 CD      Objective:  
 IDIS Activity: 44096 - 7218230 Iredell      Outcome:  
 Activity to prevent, prepare for, and respond to Coronavirus:    No  
 Status:      Completed 11/06/2020      Matrix Code:      General Program Administration (21A)  
 Location:  
 , -      National Objective:

Initial Funding Date:      12/24/2018      Description:  
 Financing:      admin  
 Funded Amount:      \$33,600.00  
 Net Drawn:      \$33,600.00  
 Balance:      \$0.00

Proposed Accomplishments:  
 : 0  
 Total Population in Service Area: 0  
 Census Tract Percent Low / Mod: 0.00

Actual Accomplishments:  
 Number assisted:

	Owner		Renter		Total		Person
	Total	Hispanic	Total	Hispanic	Total	Hispanic	
White:	0	0	0	0	0	0	0
Black/African American:	0	0	0	0	0	0	0
Asian:	0	0	0	0	0	0	0
American Indian/Alaskan Native:	0	0	0	0	0	0	0
Native Hawaiian/Other Pacific Islander:	0	0	0	0	0	0	0
American Indian/Alaskan Native & White:	0	0	0	0	0	0	0

Asian White:	0	0	0	0	0	0	0
Black/African American & White:	0	0	0	0	0	0	0
American Indian/Alaskan Native & Black/African American:	0	0	0	0	0	0	0
Other multi-racial:	0	0	0	0	0	0	0
Asian/Pacific Islander:	0	0	0	0	0	0	0
Hispanic:	0	0	0	0	0	0	0
Total:	0	0	0	0	0	0	0
Female-headed Households:	0		0		0		

Income Category:

	Owner	Renter	Total	Person
Extremely Low	0	0	0	0
Low Mod	0	0	0	0
Moderate	0	0	0	0
Non Low Moderate	0	0	0	0
Total	0	0	0	0
Percent Low/Mod	0.0%	0.0%	0.0%	0.0%

Annual Accomplishments

Accomplishment Narrative

Year # Benefiting

UGLG: IREDELL

Grant Year: 2018

Project: 0001 - 2018 CD

Objective: Create suitable living environments

IDIS Activity: 44097 - 7218230 Iredell

Outcome: Availability/accessibility

Activity to prevent, prepare for, and respond to Coronavirus: No

Status: Completed 10/16/2020

Matrix Code: Water/Sewer Improvements (03J)

Location:

PO Box 147 Iredell, TX 76649-0147

National Objective: LMA

Initial Funding Date: 12/24/2018

Financing:

Funded Amount: \$266,400.00

Net Drawn: \$266,400.00

Description:

Contractor shall install two (2) grinders, one (1) grinder pump, bypass pumping, install drying equipment, and all associated appurtenances.

Construction shall take at the WWTP located 700 I.f.

Balance: \$0.00

Proposed Accomplishments:

People (General) : 320

Total Population in Service Area: 320

Census Tract Percent Low / Mod: 53.40

Actual Accomplishments:

Number assisted:

	Owner		Renter		Total		Person
	Total	Hispanic	Total	Hispanic	Total	Hispanic	
White:	0	0	0	0	0	0	0
Black/African American:	0	0	0	0	0	0	0
Asian:	0	0	0	0	0	0	0
American Indian/Alaskan Native:	0	0	0	0	0	0	0
Native Hawaiian/Other Pacific Islander:	0	0	0	0	0	0	0
American Indian/Alaskan Native & White:	0	0	0	0	0	0	0
Asian White:	0	0	0	0	0	0	0
Black/African American & White:	0	0	0	0	0	0	0
American Indian/Alaskan Native & Black/African American:	0	0	0	0	0	0	0
Other multi-racial:	0	0	0	0	0	0	0
Asian/Pacific Islander:	0	0	0	0	0	0	0
Hispanic:	0	0	0	0	0	0	0
Total:	0	0	0	0	0	0	0
Female-headed Households:	0		0		0		

Income Category:

	Owner	Renter	Total	Person
Extremely Low	0	0	0	0
Low Mod	0	0	0	0
Moderate	0	0	0	0
Non Low Moderate	0	0	0	0
Total	0	0	0	0
Percent Low/Mod	0.0%	0.0%	0.0%	0.0%

Annual Accomplishments

Accomplishment Narrative

Year # Benefiting

2018 0 procurement of professional services underway / complete

UGLG:

Grant Year: 2018

Project: 0001 - 2018 CD

Objective:

IDIS Activity: 44098 - 7218231 Italy

Outcome:

Activity to prevent, prepare for, and respond to Coronavirus: No

Status: Open

Matrix Code: General Program Administration (21A)

Location:

National Objective:

Initial Funding Date: 12/24/2018

Description:

Financing:

admin

Funded Amount: \$30,000.00

Net Drawn: \$30,000.00

Balance: \$0.00

Proposed Accomplishments:

: 0

Total Population in Service Area: 0

Census Tract Percent Low / Mod: 0.00

Actual Accomplishments:

Number assisted:

	Owner		Renter		Total		Person
	Total	Hispanic	Total	Hispanic	Total	Hispanic	
White:	0	0	0	0	0	0	0
Black/African American:	0	0	0	0	0	0	0
Asian:	0	0	0	0	0	0	0
American Indian/Alaskan Native:	0	0	0	0	0	0	0
Native Hawaiian/Other Pacific Islander:	0	0	0	0	0	0	0
American Indian/Alaskan Native & White:	0	0	0	0	0	0	0
Asian White:	0	0	0	0	0	0	0
Black/African American & White:	0	0	0	0	0	0	0



American Indian/Alaskan Native & Black/African American:	0	0	0	0	0	0	0
Other multi-racial:	0	0	0	0	0	0	0
Asian/Pacific Islander:	0	0	0	0	0	0	0
Hispanic:	0	0	0	0	0	0	0
Total:	0	0	0	0	0	0	0
Female-headed Households:	0		0		0		

Income Category:

	Owner	Renter	Total	Person
Extremely Low	0	0	0	0
Low Mod	0	0	0	0
Moderate	0	0	0	0
Non Low Moderate	0	0	0	0
Total	0	0	0	0
Percent Low/Mod	0.0%	0.0%	0.0%	0.0%

Annual Accomplishments

Accomplishment Narrative

Year # Benefiting  
 UGLG: ITASCA  
 Grant Year: 2018

Project: 0001 - 2018 CD

Objective: Create suitable living environments

IDIS Activity: 44101 - 7218239 Itasca

Outcome: Sustainability

Activity to prevent, prepare for, and respond to Coronavirus: No

Status: Open

Matrix Code: Water/Sewer Improvements (03J)

Location:

134 N Hill St Itasca, TX 76055-2103

National Objective: LMA

Initial Funding Date: 12/24/2018

Financing:

Funded Amount: \$298,375.00

Net Drawn: \$298,375.00

Balance: \$0.00

Description:

Contractor shall demolish the existing water storage tank, construct a new one hundred twenty-five thousand gallon (125,000 gal.) bolted steel tank, demolish existing pump station, construct a new pump station, and all associated appurtenances.

Proposed Accomplishments:

People (General) : 1,390

Total Population in Service Area: 1,390

Census Tract Percent Low / Mod: 53.60

Actual Accomplishments:

Number assisted:

	Owner		Renter		Total		Person
	Total	Hispanic	Total	Hispanic	Total	Hispanic	
White:	0	0	0	0	0	0	0
Black/African American:	0	0	0	0	0	0	0
Asian:	0	0	0	0	0	0	0
American Indian/Alaskan Native:	0	0	0	0	0	0	0
Native Hawaiian/Other Pacific Islander:	0	0	0	0	0	0	0
American Indian/Alaskan Native & White:	0	0	0	0	0	0	0
Asian White:	0	0	0	0	0	0	0
Black/African American & White:	0	0	0	0	0	0	0
American Indian/Alaskan Native & Black/African American:	0	0	0	0	0	0	0
Other multi-racial:	0	0	0	0	0	0	0
Asian/Pacific Islander:	0	0	0	0	0	0	0
Hispanic:	0	0	0	0	0	0	0
Total:	0	0	0	0	0	0	0
Female-headed Households:	0		0		0		

Income Category:

	Owner	Renter	Total	Person
Extremely Low	0	0	0	0
Low Mod	0	0	0	0
Moderate	0	0	0	0
Non Low Moderate	0	0	0	0
Total	0	0	0	0
Percent Low/Mod	0.0%	0.0%	0.0%	0.0%

Annual Accomplishments

Accomplishment Narrative

Year # Benefiting

2018 0 project design, plans and specs are being prepared by engineer

UGLG: JEFFERSON COUNTY

Grant Year: 2018  
Project: 0001 - 2018 CD

Objective: Create suitable living environments

IDIS Activity: 44103 - 7218240 Jefferson County  
Activity to prevent, prepare for, and respond to Coronavirus: No

Outcome: Sustainability

Status: Open  
Location:  
1149 Pearl Street Beaumont, TX 77701-

Matrix Code: Rehab; Single-Unit Residential (14A)

National Objective: LMH

Initial Funding Date: 12/24/2018  
Financing:  
Funded Amount: \$254,750.00  
Net Drawn: \$39,960.62  
Balance: \$214,789.38

Description:  
Contractor shall install twenty-six (26) sewer yard service lines, mitigate all existing septic systems, and all associated appurtenances.  
TxCDBG funds shall not fund a yard service line on private property to a household that

Proposed Accomplishments:  
Housing Units : 26  
Total Population in Service Area: 0  
Census Tract Percent Low / Mod: 0.00

Actual Accomplishments:

Number assisted:

	Owner		Renter		Total		Person
	Total	Hispanic	Total	Hispanic	Total	Hispanic	
White:	0	0	0	0	0	0	0
Black/African American:	0	0	0	0	0	0	0
Asian:	0	0	0	0	0	0	0
American Indian/Alaskan Native:	0	0	0	0	0	0	0
Native Hawaiian/Other Pacific Islander:	0	0	0	0	0	0	0
American Indian/Alaskan Native & White:	0	0	0	0	0	0	0
Asian White:	0	0	0	0	0	0	0
Black/African American & White:	0	0	0	0	0	0	0
American Indian/Alaskan Native & Black/African American:	0	0	0	0	0	0	0
Other multi-racial:	0	0	0	0	0	0	0

Asian/Pacific Islander:	0	0	0	0	0	0	0
Hispanic:	0	0	0	0	0	0	0
Total:	0	0	0	0	0	0	0
Female-headed Households:	0		0		0		

Income Category:

	Owner	Renter	Total	Person
Extremely Low	0	0	0	0
Low Mod	0	0	0	0
Moderate	0	0	0	0
Non Low Moderate	0	0	0	0
Total	0	0	0	0
Percent Low/Mod	0.0%	0.0%	0.0%	0.0%

Annual Accomplishments

Accomplishment Narrative

Year	# Benefiting
2018	0 procurement of professional services underway / complete

UGLG: JIM HOGG COUNTY

Grant Year: 2018

Project: 0001 - 2018 CD

Objective: Create suitable living environments

IDIS Activity: 44105 - 7218241 Jim Hogg County

Outcome: Sustainability

Activity to prevent, prepare for, and respond to Coronavirus: No

Status: Completed 06/28/2021

Matrix Code: Street Improvements (03K)

Location:

PO Box 729 Hebronville, TX 78361-0729

National Objective: LMA

Initial Funding Date: 12/24/2018

Financing:

Funded Amount: \$248,810.00

Net Drawn: \$248,810.00

Balance: \$0.00

Description:

Contractor shall reconstruct streets utilizing flex-base, prime coat asphalt material, HMA, six hundred fifty-five linear feet (650 l.f.) curb and gutter, and all associated appurtenances.

Proposed Accomplishments:

People (General) : 46  
 Total Population in Service Area: 46  
 Census Tract Percent Low / Mod: 89.10

Actual Accomplishments:

Number assisted:

	Owner		Renter		Total		Person
	Total	Hispanic	Total	Hispanic	Total	Hispanic	
White:	0	0	0	0	0	0	0
Black/African American:	0	0	0	0	0	0	0
Asian:	0	0	0	0	0	0	0
American Indian/Alaskan Native:	0	0	0	0	0	0	0
Native Hawaiian/Other Pacific Islander:	0	0	0	0	0	0	0
American Indian/Alaskan Native & White:	0	0	0	0	0	0	0
Asian White:	0	0	0	0	0	0	0
Black/African American & White:	0	0	0	0	0	0	0
American Indian/Alaskan Native & Black/African American:	0	0	0	0	0	0	0
Other multi-racial:	0	0	0	0	0	0	0
Asian/Pacific Islander:	0	0	0	0	0	0	0
Hispanic:	0	0	0	0	0	0	0
Total:	0	0	0	0	0	0	0
Female-headed Households:	0		0		0		

Income Category:

	Owner	Renter	Total	Person
Extremely Low	0	0	0	0
Low Mod	0	0	0	0
Moderate	0	0	0	0
Non Low Moderate	0	0	0	0
Total	0	0	0	0
Percent Low/Mod	0.0%	0.0%	0.0%	0.0%

Annual Accomplishments

Accomplishment Narrative

Year # Benefiting

2020 0 \$0.00

UGLG:

Grant Year: 2018

Project: 0001 - 2018 CD

Objective:

IDIS Activity: 44106 - 7218249 Johnson City

Outcome:

Activity to prevent, prepare for, and respond to Coronavirus: No

Status: Completed 01/15/2021

Matrix Code: General Program Administration (21A)

Location:

National Objective:

Initial Funding Date: 12/24/2018

Description:

Financing:

admin

Funded Amount: \$4,000.00

Net Drawn: \$4,000.00

Balance: \$0.00

Proposed Accomplishments:

: 0

Total Population in Service Area: 0

Census Tract Percent Low / Mod: 0.00

Actual Accomplishments:

Number assisted:

	Owner		Renter		Total		Person
	Total	Hispanic	Total	Hispanic	Total	Hispanic	
White:	0	0	0	0	0	0	0
Black/African American:	0	0	0	0	0	0	0
Asian:	0	0	0	0	0	0	0
American Indian/Alaskan Native:	0	0	0	0	0	0	0
Native Hawaiian/Other Pacific Islander:	0	0	0	0	0	0	0
American Indian/Alaskan Native & White:	0	0	0	0	0	0	0
Asian White:	0	0	0	0	0	0	0
Black/African American & White:	0	0	0	0	0	0	0
American Indian/Alaskan Native & Black/African American:	0	0	0	0	0	0	0
Other multi-racial:	0	0	0	0	0	0	0
Asian/Pacific Islander:	0	0	0	0	0	0	0

Hispanic:	0	0	0	0	0	0	0
Total:	0	0	0	0	0	0	0
Female-headed Households:	0		0		0		

Income Category:

	Owner	Renter	Total	Person
Extremely Low	0	0	0	0
Low Mod	0	0	0	0
Moderate	0	0	0	0
Non Low Moderate	0	0	0	0
Total	0	0	0	0
Percent Low/Mod	0.0%	0.0%	0.0%	0.0%

Annual Accomplishments

Accomplishment Narrative

Year: # Benefiting  
 UGLG: Johnson City  
 Grant Year: 2018  
 Project: 0001 - 2018 CD

Objective: Create suitable living environments

IDIS Activity: 44107 - 7218249 Johnson City  
 Activity to prevent, prepare for, and respond to Coronavirus: No

Outcome: Sustainability

Status: Completed 01/11/2021  
 Location:  
 PO BOX 369 Johnson City, TX 78636-

Matrix Code: Water/Sewer Improvements (03J)

National Objective: LMA

Initial Funding Date: 12/24/2018  
 Financing:  
 Funded Amount: \$296,000.00  
 Net Drawn: \$296,000.00  
 Balance: \$0.00

Description:  
 Contractor shall install a new two hundred thousand gallon (200,000 gal.) tank, including foundation repair, electrical and controls, fire hydrants, isolation valves, and all associated appurtenances.

Proposed Accomplishments:

People (General) : 1,440  
 Total Population in Service Area: 1,440

Census Tract Percent Low / Mod: 57.20

Actual Accomplishments:

Number assisted:

	Owner		Renter		Total		Person
	Total	Hispanic	Total	Hispanic	Total	Hispanic	
White:	0	0	0	0	0	0	0
Black/African American:	0	0	0	0	0	0	0
Asian:	0	0	0	0	0	0	0
American Indian/Alaskan Native:	0	0	0	0	0	0	0
Native Hawaiian/Other Pacific Islander:	0	0	0	0	0	0	0
American Indian/Alaskan Native & White:	0	0	0	0	0	0	0
Asian White:	0	0	0	0	0	0	0
Black/African American & White:	0	0	0	0	0	0	0
American Indian/Alaskan Native & Black/African American:	0	0	0	0	0	0	0
Other multi-racial:	0	0	0	0	0	0	0
Asian/Pacific Islander:	0	0	0	0	0	0	0
Hispanic:	0	0	0	0	0	0	0
Total:	0	0	0	0	0	0	0
Female-headed Households:	0		0		0		

Income Category:

	Owner	Renter	Total	Person
Extremely Low	0	0	0	0
Low Mod	0	0	0	0
Moderate	0	0	0	0
Non Low Moderate	0	0	0	0
Total	0	0	0	0
Percent Low/Mod	0.0%	0.0%	0.0%	0.0%

Annual Accomplishments

Accomplishment Narrative

Year # Benefiting

2018 0 CDBG contract prepared and routed for approval

UGLG:

Grant Year: 2018

Project: 0001 - 2018 CD

Objective:



IDIS Activity: 44108 - 7218250 Johnson County

Outcome:

Activity to prevent, prepare for, and respond to Coronavirus: No

Status: Open

Matrix Code: General Program Administration (21A)

Location:

National Objective:

Initial Funding Date: 12/24/2018

Description:

Financing:

admin

Funded Amount: \$30,250.00

Net Drawn: \$21,175.00

Balance: \$9,075.00

Proposed Accomplishments:

: 0

Total Population in Service Area: 0

Census Tract Percent Low / Mod: 0.00

Actual Accomplishments:

Number assisted:

	Owner		Renter		Total		Person
	Total	Hispanic	Total	Hispanic	Total	Hispanic	
White:	0	0	0	0	0	0	0
Black/African American:	0	0	0	0	0	0	0
Asian:	0	0	0	0	0	0	0
American Indian/Alaskan Native:	0	0	0	0	0	0	0
Native Hawaiian/Other Pacific Islander:	0	0	0	0	0	0	0
American Indian/Alaskan Native & White:	0	0	0	0	0	0	0
Asian White:	0	0	0	0	0	0	0
Black/African American & White:	0	0	0	0	0	0	0
American Indian/Alaskan Native & Black/African American:	0	0	0	0	0	0	0
Other multi-racial:	0	0	0	0	0	0	0
Asian/Pacific Islander:	0	0	0	0	0	0	0
Hispanic:	0	0	0	0	0	0	0

Total: 0 0 0 0 0 0 0  
 Female-headed Households: 0 0 0 0 0 0

Income Category:

	Owner	Renter	Total	Person
Extremely Low	0	0	0	0
Low Mod	0	0	0	0
Moderate	0	0	0	0
Non Low Moderate	0	0	0	0
Total	0	0	0	0
Percent Low/Mod	0.0%	0.0%	0.0%	0.0%

Annual Accomplishments

Accomplishment Narrative

Year # Benefiting  
 UGLG: Johnson County  
 Grant Year: 2018  
 Project: 0001 - 2018 CD

Objective: Create suitable living environments

IDIS Activity: 44109 - 7218250 Johnson County  
 Activity to prevent, prepare for, and respond to Coronavirus: No

Outcome: Sustainability

Status: Open  
 Location:  
 2 N Main St Cleburne, TX 76033-5500

Matrix Code: Water/Sewer Improvements (03J)

National Objective: LMA

Initial Funding Date: 12/24/2018  
 Financing:  
 Funded Amount: \$244,750.00  
 Net Drawn: \$28,000.00  
 Balance: \$216,750.00

Description:  
 Contractor shall install four thousand one hundred linear feet (4,100 l.f.) of six-inch water lines, valves, service reconnections and all associated appurtenances.  
 Construction shall take place in the following locations: CR 1121.

Proposed Accomplishments:

People (General) : 264  
 Total Population in Service Area: 264  
 Census Tract Percent Low / Mod: 59.00

Actual Accomplishments:

Number assisted:

	Owner		Renter		Total		Person
	Total	Hispanic	Total	Hispanic	Total	Hispanic	
White:	0	0	0	0	0	0	0
Black/African American:	0	0	0	0	0	0	0
Asian:	0	0	0	0	0	0	0
American Indian/Alaskan Native:	0	0	0	0	0	0	0
Native Hawaiian/Other Pacific Islander:	0	0	0	0	0	0	0
American Indian/Alaskan Native & White:	0	0	0	0	0	0	0
Asian White:	0	0	0	0	0	0	0
Black/African American & White:	0	0	0	0	0	0	0
American Indian/Alaskan Native & Black/African American:	0	0	0	0	0	0	0
Other multi-racial:	0	0	0	0	0	0	0
Asian/Pacific Islander:	0	0	0	0	0	0	0
Hispanic:	0	0	0	0	0	0	0
Total:	0	0	0	0	0	0	0
Female-headed Households:	0		0		0		

Income Category:

	Owner	Renter	Total	Person
Extremely Low	0	0	0	0
Low Mod	0	0	0	0
Moderate	0	0	0	0
Non Low Moderate	0	0	0	0
Total	0	0	0	0
Percent Low/Mod	0.0%	0.0%	0.0%	0.0%

Annual Accomplishments

Accomplishment Narrative

Year # Benefiting  
2018 0 acquisition in progress

UGLG: JOURDANTON

Grant Year: 2018

Project: 0001 - 2018 CD

Objective: Create suitable living environments

IDIS Activity: 44110 - 7218251 Jourdanton  
 Activity to prevent, prepare for, and respond to Coronavirus: No

Outcome: Sustainability

Status: Completed 07/15/2021

Matrix Code: Water/Sewer Improvements (03J)

Location:  
 1604 E Highway 97 Jourdanton, TX 78026-

National Objective: LMA

Initial Funding Date: 12/24/2018  
 Financing:  
 Funded Amount: \$275,000.00  
 Net Drawn: \$275,000.00  
 Balance: \$0.00

Description:  
 Contractor shall install three thousand six hundred linear feet (3,600 l.f.) of eight-inch (8) sewer line, four hundred twenty linear feet (420 l.f.) of six-inch (6) service lateral, manholes, pavement repair, and all associated appurtenances.

Proposed Accomplishments:

People (General) : 158  
 Total Population in Service Area: 158  
 Census Tract Percent Low / Mod: 53.80

Actual Accomplishments:

Number assisted:

	Owner		Renter		Total		Person
	Total	Hispanic	Total	Hispanic	Total	Hispanic	
White:	0	0	0	0	0	0	0
Black/African American:	0	0	0	0	0	0	0
Asian:	0	0	0	0	0	0	0
American Indian/Alaskan Native:	0	0	0	0	0	0	0
Native Hawaiian/Other Pacific Islander:	0	0	0	0	0	0	0
American Indian/Alaskan Native & White:	0	0	0	0	0	0	0
Asian White:	0	0	0	0	0	0	0
Black/African American & White:	0	0	0	0	0	0	0
American Indian/Alaskan Native & Black/African American:	0	0	0	0	0	0	0
Other multi-racial:	0	0	0	0	0	0	0
Asian/Pacific Islander:	0	0	0	0	0	0	0
Hispanic:	0	0	0	0	0	0	0
Total:	0	0	0	0	0	0	0

Female-headed Households: 0 0 0

Income Category:

	Owner	Renter	Total	Person
Extremely Low	0	0	0	0
Low Mod	0	0	0	0
Moderate	0	0	0	0
Non Low Moderate	0	0	0	0
Total	0	0	0	0
Percent Low/Mod	0.0%	0.0%	0.0%	0.0%

Annual Accomplishments

Accomplishment Narrative

Year # Benefiting  
2018

0 procurement of professional services underway / complete

UGLG: LA COSTE

Grant Year: 2018

Project: 0001 - 2018 CD

Objective: Create suitable living environments

IDIS Activity: 44120 - 7218270 La Coste

Outcome: Sustainability

Activity to prevent, prepare for, and respond to Coronavirus: No

Status: Open

Matrix Code: Water/Sewer Improvements (03J)

Location:

PO BOX 112 La Coste, TX 78039-

National Objective: LMA

Initial Funding Date: 12/24/2018

Financing:

Funded Amount: \$245,000.00

Net Drawn: \$245,000.00

Balance: \$0.00

Description:

Contractor shall install one thousand seven hundred eighty linear feet (1,780 l.f.) of sewer line by pipe-bursting, seven (7) manhole cover inserts, rehabilitation of manholes, service reconnections, pavement repair and all associated appurtenances.

Proposed Accomplishments:

People (General) : 93

Total Population in Service Area: 93

Census Tract Percent Low / Mod: 75.20

Actual Accomplishments:

Number assisted:

	Owner		Renter		Total		Person
	Total	Hispanic	Total	Hispanic	Total	Hispanic	
White:	0	0	0	0	0	0	0
Black/African American:	0	0	0	0	0	0	0
Asian:	0	0	0	0	0	0	0
American Indian/Alaskan Native:	0	0	0	0	0	0	0
Native Hawaiian/Other Pacific Islander:	0	0	0	0	0	0	0
American Indian/Alaskan Native & White:	0	0	0	0	0	0	0
Asian White:	0	0	0	0	0	0	0
Black/African American & White:	0	0	0	0	0	0	0
American Indian/Alaskan Native & Black/African American:	0	0	0	0	0	0	0
Other multi-racial:	0	0	0	0	0	0	0
Asian/Pacific Islander:	0	0	0	0	0	0	0
Hispanic:	0	0	0	0	0	0	0
Total:	0	0	0	0	0	0	0
Female-headed Households:	0		0		0		

Income Category:

	Owner	Renter	Total	Person
Extremely Low	0	0	0	0
Low Mod	0	0	0	0
Moderate	0	0	0	0
Non Low Moderate	0	0	0	0
Total	0	0	0	0
Percent Low/Mod	0.0%	0.0%	0.0%	0.0%

Annual Accomplishments

Accomplishment Narrative

Year # Benefiting

2018 0 procurement of professional services underway / complete

UGLG:

Grant Year: 2018

Project: 0001 - 2018 CD

Objective:

IDIS Activity: 44121 - 7218271 La Grulla

Outcome:

Activity to prevent, prepare for, and respond to Coronavirus: No

Status: Completed 01/11/2021

Matrix Code: General Program Administration (21A)

Location:

National Objective:

Initial Funding Date: 12/24/2018

Description:

Financing:

admin

Funded Amount: \$33,648.00

Net Drawn: \$33,648.00

Balance: \$0.00

Proposed Accomplishments:

: 0

Total Population in Service Area: 0

Census Tract Percent Low / Mod: 0.00

Actual Accomplishments:

Number assisted:

	Owner		Renter		Total		Person
	Total	Hispanic	Total	Hispanic	Total	Hispanic	
White:	0	0	0	0	0	0	0
Black/African American:	0	0	0	0	0	0	0
Asian:	0	0	0	0	0	0	0
American Indian/Alaskan Native:	0	0	0	0	0	0	0
Native Hawaiian/Other Pacific Islander:	0	0	0	0	0	0	0
American Indian/Alaskan Native & White:	0	0	0	0	0	0	0
Asian White:	0	0	0	0	0	0	0
Black/African American & White:	0	0	0	0	0	0	0
American Indian/Alaskan Native & Black/African American:	0	0	0	0	0	0	0
Other multi-racial:	0	0	0	0	0	0	0
Asian/Pacific Islander:	0	0	0	0	0	0	0
Hispanic:	0	0	0	0	0	0	0
Total:	0	0	0	0	0	0	0
Female-headed Households:	0		0		0		

Income Category:

	Owner	Renter	Total	Person
Extremely Low	0	0	0	0
Low Mod	0	0	0	0
Moderate	0	0	0	0
Non Low Moderate	0	0	0	0
Total	0	0	0	0
Percent Low/Mod	0.0%	0.0%	0.0%	0.0%

Annual Accomplishments

Accomplishment Narrative

Year # Benefiting

UGLG: La Grulla

Grant Year: 2018

Project: 0001 - 2018 CD

Objective: Create suitable living environments

IDIS Activity: 44122 - 7218271 La Grulla

Outcome: Sustainability

Activity to prevent, prepare for, and respond to Coronavirus: No

Status: Completed 01/11/2021

Matrix Code: Street Improvements (03K)

Location:

PO Box 197 La Grulla, TX 78548-0197

National Objective: LMA

Initial Funding Date: 12/24/2018

Financing:

Funded Amount: \$241,352.00

Net Drawn: \$241,352.00

Balance: \$0.00

Description:

Contractor shall reconstruct streets utilizing an eight-inch (8) HMAC, and all associated appurtenances.

Construction shall take place in the following location: Texas Street, West 2nd Street.

Proposed Accomplishments:

People (General) : 169

Total Population in Service Area: 169

Census Tract Percent Low / Mod: 92.30

Actual Accomplishments:

Number assisted:



	Owner		Renter		Total		Person
	Total	Hispanic	Total	Hispanic	Total	Hispanic	
White:	0	0	0	0	0	0	0
Black/African American:	0	0	0	0	0	0	0
Asian:	0	0	0	0	0	0	0
American Indian/Alaskan Native:	0	0	0	0	0	0	0
Native Hawaiian/Other Pacific Islander:	0	0	0	0	0	0	0
American Indian/Alaskan Native & White:	0	0	0	0	0	0	0
Asian White:	0	0	0	0	0	0	0
Black/African American & White:	0	0	0	0	0	0	0
American Indian/Alaskan Native & Black/African American:	0	0	0	0	0	0	0
Other multi-racial:	0	0	0	0	0	0	0
Asian/Pacific Islander:	0	0	0	0	0	0	0
Hispanic:	0	0	0	0	0	0	0
Total:	0	0	0	0	0	0	0
Female-headed Households:	0		0		0		

Income Category:

	Owner	Renter	Total	Person
Extremely Low	0	0	0	0
Low Mod	0	0	0	0
Moderate	0	0	0	0
Non Low Moderate	0	0	0	0
Total	0	0	0	0
Percent Low/Mod	0.0%	0.0%	0.0%	0.0%

Annual Accomplishments

Accomplishment Narrative

Year	# Benefiting	Accomplishment Narrative
2018		0 procurement of professional services underway / complete

UGLG:

Grant Year: 2018

Project: 0001 - 2018 CD

Objective:

IDIS Activity: 44123 - 7218279 Lamar County

Outcome:

Activity to prevent, prepare for, and respond to Coronavirus: No

Status: Completed 04/07/2021

Matrix Code: General Program Administration (21A)

Location:

National Objective:

Initial Funding Date: 12/24/2018  
 Financing:  
 Funded Amount: \$19,800.00  
 Net Drawn: \$19,800.00  
 Balance: \$0.00

Description:  
admin

Proposed Accomplishments:

: 0  
 Total Population in Service Area: 0  
 Census Tract Percent Low / Mod: 0.00

Actual Accomplishments:

Number assisted:

	Owner		Renter		Total		Person
	Total	Hispanic	Total	Hispanic	Total	Hispanic	
White:	0	0	0	0	0	0	0
Black/African American:	0	0	0	0	0	0	0
Asian:	0	0	0	0	0	0	0
American Indian/Alaskan Native:	0	0	0	0	0	0	0
Native Hawaiian/Other Pacific Islander:	0	0	0	0	0	0	0
American Indian/Alaskan Native & White:	0	0	0	0	0	0	0
Asian White:	0	0	0	0	0	0	0
Black/African American & White:	0	0	0	0	0	0	0
American Indian/Alaskan Native & Black/African American:	0	0	0	0	0	0	0
Other multi-racial:	0	0	0	0	0	0	0
Asian/Pacific Islander:	0	0	0	0	0	0	0
Hispanic:	0	0	0	0	0	0	0
Total:	0	0	0	0	0	0	0
Female-headed Households:	0		0		0		

Income Category:

Owner	Renter	Total	Person
-------	--------	-------	--------

Extremely Low	0	0	0	0
Low Mod	0	0	0	0
Moderate	0	0	0	0
Non Low Moderate	0	0	0	0
Total	0	0	0	0
Percent Low/Mod	0.0%	0.0%	0.0%	0.0%

Annual Accomplishments Accomplishment Narrative

Year # Benefiting  
 UGLG: LAMAR COUNTY  
 Grant Year: 2018  
 Project: 0001 - 2018 CD

Objective: Create suitable living environments

IDIS Activity: 44124 - 7218279 Lamar County

Outcome: Sustainability

Activity to prevent, prepare for, and respond to Coronavirus: No

Status: Completed 04/07/2021

Matrix Code: Street Improvements (03K)

Location:

119 N Main St Paris, TX 75460-4280

National Objective: LMA

Initial Funding Date: 12/24/2018

Description:

Financing:

Contractor shall reconstruct streets utilizing road base, cold mix and all associated appurtenances.

Funded Amount: \$253,000.00

Net Drawn: \$253,000.00

Construction shall take place in the following locations: CR 16500, CR 14055, CR 14060,

Balance: \$0.00

Proposed Accomplishments:

People (General) : 142

Total Population in Service Area: 142

Census Tract Percent Low / Mod: 81.60

Actual Accomplishments:

Number assisted:

Owner		Renter		Total		Person
Total	Hispanic	Total	Hispanic	Total	Hispanic	

White:	0	0	0	0	0	0	0
Black/African American:	0	0	0	0	0	0	0
Asian:	0	0	0	0	0	0	0
American Indian/Alaskan Native:	0	0	0	0	0	0	0
Native Hawaiian/Other Pacific Islander:	0	0	0	0	0	0	0
American Indian/Alaskan Native & White:	0	0	0	0	0	0	0
Asian White:	0	0	0	0	0	0	0
Black/African American & White:	0	0	0	0	0	0	0
American Indian/Alaskan Native & Black/African American:	0	0	0	0	0	0	0
Other multi-racial:	0	0	0	0	0	0	0
Asian/Pacific Islander:	0	0	0	0	0	0	0
Hispanic:	0	0	0	0	0	0	0
Total:	0	0	0	0	0	0	0
Female-headed Households:	0		0		0		0

Income Category:

	Owner	Renter	Total	Person
Extremely Low	0	0	0	0
Low Mod	0	0	0	0
Moderate	0	0	0	0
Non Low Moderate	0	0	0	0
Total	0	0	0	0
Percent Low/Mod	0.0%	0.0%	0.0%	0.0%

Annual Accomplishments

Accomplishment Narrative  
 Year # Benefiting  
 2018 0 procurement of professional services underway / complete

UGLG:  
 Grant Year: 2018

Project: 0001 - 2018 CD

Objective:

IDIS Activity: 44125 - 7218280 Lamesa

Outcome:

Activity to prevent, prepare for, and respond to Coronavirus: No

Status: Completed 01/11/2021

Matrix Code: General Program Administration (21A)

Location:

, -

National Objective:

Initial Funding Date: 12/24/2018  
 Financing:  
 Funded Amount: \$29,000.00  
 Net Drawn: \$29,000.00  
 Balance: \$0.00

Description:  
admin

Proposed Accomplishments:

: 0

Total Population in Service Area: 0

Census Tract Percent Low / Mod: 0.00

Actual Accomplishments:

Number assisted:

	Owner		Renter		Total		Person
	Total	Hispanic	Total	Hispanic	Total	Hispanic	
White:	0	0	0	0	0	0	0
Black/African American:	0	0	0	0	0	0	0
Asian:	0	0	0	0	0	0	0
American Indian/Alaskan Native:	0	0	0	0	0	0	0
Native Hawaiian/Other Pacific Islander:	0	0	0	0	0	0	0
American Indian/Alaskan Native & White:	0	0	0	0	0	0	0
Asian White:	0	0	0	0	0	0	0
Black/African American & White:	0	0	0	0	0	0	0
American Indian/Alaskan Native & Black/African American:	0	0	0	0	0	0	0
Other multi-racial:	0	0	0	0	0	0	0
Asian/Pacific Islander:	0	0	0	0	0	0	0
Hispanic:	0	0	0	0	0	0	0
Total:	0	0	0	0	0	0	0
Female-headed Households:	0		0		0		

Income Category:

	Owner	Renter	Total	Person
Extremely Low	0	0	0	0
Low Mod	0	0	0	0

Moderate	0	0	0	0
Non Low Moderate	0	0	0	0
Total	0	0	0	0
Percent Low/Mod	0.0%	0.0%	0.0%	0.0%

Annual Accomplishments Accomplishment Narrative

Year # Benefiting  
 UGLG: CITY OF LAMESA  
 Grant Year: 2018  
 Project: 0001 - 2018 CD

Objective: Create suitable living environments

IDIS Activity: 44126 - 7218280 Lamesa

Outcome: Sustainability

Activity to prevent, prepare for, and respond to Coronavirus: No

Status: Completed 01/11/2021

Matrix Code: Water/Sewer Improvements (03J)

Location:

601 S 1st Street Lamesa, TX 79331-

National Objective: LMA

Initial Funding Date: 12/24/2018  
 Financing:  
 Funded Amount: \$262,540.00  
 Net Drawn: \$262,540.00  
 Balance: \$0.00

Description:  
 Contractor shall install one thousand ten linear feet (1,010 l.f.) of four-inch  
 (4" dia) pipe for water service to the property. The pipe shall be installed in a trench  
 4 feet wide and 2 feet deep. The trench shall be backfilled with compacted  
 sand. The pipe shall be supported by concrete blocks. The pipe shall be  
 installed in a trench 4 feet wide and 2 feet deep. The trench shall be  
 backfilled with compacted sand. The pipe shall be supported by concrete  
 blocks. The pipe shall be installed in a trench 4 feet wide and 2 feet deep.

Proposed Accomplishments:

People (General) : 419  
 Total Population in Service Area: 419  
 Census Tract Percent Low / Mod: 82.10

Actual Accomplishments:

Number assisted:

	Owner		Renter		Total		Person
	Total	Hispanic	Total	Hispanic	Total	Hispanic	
White:	0	0	0	0	0	0	0
Black/African American:	0	0	0	0	0	0	0

Asian:	0	0	0	0	0	0	0
American Indian/Alaskan Native:	0	0	0	0	0	0	0
Native Hawaiian/Other Pacific Islander:	0	0	0	0	0	0	0
American Indian/Alaskan Native & White:	0	0	0	0	0	0	0
Asian White:	0	0	0	0	0	0	0
Black/African American & White:	0	0	0	0	0	0	0
American Indian/Alaskan Native & Black/African American:	0	0	0	0	0	0	0
Other multi-racial:	0	0	0	0	0	0	0
Asian/Pacific Islander:	0	0	0	0	0	0	0
Hispanic:	0	0	0	0	0	0	0
Total:	0	0	0	0	0	0	0
Female-headed Households:	0		0		0		

Income Category:

	Owner	Renter	Total	Person
Extremely Low	0	0	0	0
Low Mod	0	0	0	0
Moderate	0	0	0	0
Non Low Moderate	0	0	0	0
Total	0	0	0	0
Percent Low/Mod	0.0%	0.0%	0.0%	0.0%

Annual Accomplishments

Accomplishment Narrative

Year # Benefiting

2018 0 CDBG contract prepared and routed for approval

UGLG:

Grant Year: 2018

Project: 0001 - 2018 CD

Objective:

IDIS Activity: 44127 - 7218281 Lawn

Outcome:

Activity to prevent, prepare for, and respond to Coronavirus: No

Status: Completed 01/22/2021

Matrix Code: General Program Administration (21A)

Location:

National Objective:

Initial Funding Date: 01/03/2019  
 Financing:  
 Funded Amount: \$13,750.00  
 Net Drawn: \$13,750.00  
 Balance: \$0.00

Description:  
 local admin

Proposed Accomplishments:

: 0  
 Total Population in Service Area: 0  
 Census Tract Percent Low / Mod: 0.00

Actual Accomplishments:

Number assisted:

	Owner		Renter		Total		Person
	Total	Hispanic	Total	Hispanic	Total	Hispanic	
White:	0	0	0	0	0	0	0
Black/African American:	0	0	0	0	0	0	0
Asian:	0	0	0	0	0	0	0
American Indian/Alaskan Native:	0	0	0	0	0	0	0
Native Hawaiian/Other Pacific Islander:	0	0	0	0	0	0	0
American Indian/Alaskan Native & White:	0	0	0	0	0	0	0
Asian White:	0	0	0	0	0	0	0
Black/African American & White:	0	0	0	0	0	0	0
American Indian/Alaskan Native & Black/African American:	0	0	0	0	0	0	0
Other multi-racial:	0	0	0	0	0	0	0
Asian/Pacific Islander:	0	0	0	0	0	0	0
Hispanic:	0	0	0	0	0	0	0
Total:	0	0	0	0	0	0	0
Female-headed Households:	0		0		0		

Income Category:

	Owner	Renter	Total	Person
Extremely Low	0	0	0	0
Low Mod	0	0	0	0
Moderate	0	0	0	0
Non Low Moderate	0	0	0	0



Total 0 0 0 0  
 Percent Low/Mod 0.0% 0.0% 0.0% 0.0%

Annual Accomplishments Accomplishment Narrative

Year # Benefiting  
 UGLG: LAWN  
 Grant Year: 2018  
 Project: 0001 - 2018 CD

Objective: Create suitable living environments

IDIS Activity: 44128 - 7218281 Lawn  
 Activity to prevent, prepare for, and respond to Coronavirus: No

Outcome: Sustainability

Status: Completed 01/22/2021  
 Location:  
 PO Box 246 Lawn, TX 79530-0246

Matrix Code: Water/Sewer Improvements (03J)

National Objective: LMA

Initial Funding Date: 01/03/2019  
 Financing:  
 Funded Amount: \$261,212.00  
 Net Drawn: \$261,212.00  
 Balance: \$0.00

Description:  
 Contractor shall install seventeen thousand linear feet (17,000 l.f.) of six-inch (6") water lines, boring, valves, service reconnections, pavement repair, and all associated appurtenances.

Proposed Accomplishments:

People (General) : 203  
 Total Population in Service Area: 203  
 Census Tract Percent Low / Mod: 76.80

Actual Accomplishments:

Number assisted:

	Owner		Renter		Total		
	Total	Hispanic	Total	Hispanic	Total	Hispanic	Person
White:	0	0	0	0	0	0	0
Black/African American:	0	0	0	0	0	0	0
Asian:	0	0	0	0	0	0	0
American Indian/Alaskan Native:	0	0	0	0	0	0	0

Native Hawaiian/Other Pacific Islander:	0	0	0	0	0	0	0
American Indian/Alaskan Native & White:	0	0	0	0	0	0	0
Asian White:	0	0	0	0	0	0	0
Black/African American & White:	0	0	0	0	0	0	0
American Indian/Alaskan Native & Black/African American:	0	0	0	0	0	0	0
Other multi-racial:	0	0	0	0	0	0	0
Asian/Pacific Islander:	0	0	0	0	0	0	0
Hispanic:	0	0	0	0	0	0	0
Total:	0	0	0	0	0	0	0
Female-headed Households:	0		0		0		

Income Category:

	Owner	Renter	Total	Person
Extremely Low	0	0	0	0
Low Mod	0	0	0	0
Moderate	0	0	0	0
Non Low Moderate	0	0	0	0
Total	0	0	0	0
Percent Low/Mod	0.0%	0.0%	0.0%	0.0%

Annual Accomplishments

Accomplishment Narrative  
 0 procurement of professional services underway / complete

Year # Benefiting  
 2018

UGLG:  
 Grant Year: 2018  
 Project: 0001 - 2018 CD

Objective:

IDIS Activity: 44129 - 7218289 Liberty County  
 Activity to prevent, prepare for, and respond to Coronavirus: No

Outcome:

Status: Open  
 Location:  
 , -

Matrix Code: General Program Administration (21A)

National Objective:

Initial Funding Date: 01/03/2019  
 Financing:

Description:  
 local admin

Funded Amount: \$33,000.00  
 Net Drawn: \$29,700.00  
 Balance: \$3,300.00

Proposed Accomplishments:

: 0  
 Total Population in Service Area: 0  
 Census Tract Percent Low / Mod: 0.00

Actual Accomplishments:

Number assisted:

	Owner		Renter		Total		Person
	Total	Hispanic	Total	Hispanic	Total	Hispanic	
White:	0	0	0	0	0	0	0
Black/African American:	0	0	0	0	0	0	0
Asian:	0	0	0	0	0	0	0
American Indian/Alaskan Native:	0	0	0	0	0	0	0
Native Hawaiian/Other Pacific Islander:	0	0	0	0	0	0	0
American Indian/Alaskan Native & White:	0	0	0	0	0	0	0
Asian White:	0	0	0	0	0	0	0
Black/African American & White:	0	0	0	0	0	0	0
American Indian/Alaskan Native & Black/African American:	0	0	0	0	0	0	0
Other multi-racial:	0	0	0	0	0	0	0
Asian/Pacific Islander:	0	0	0	0	0	0	0
Hispanic:	0	0	0	0	0	0	0
Total:	0	0	0	0	0	0	0
Female-headed Households:	0		0		0		

Income Category:

	Owner	Renter	Total	Person
Extremely Low	0	0	0	0
Low Mod	0	0	0	0
Moderate	0	0	0	0
Non Low Moderate	0	0	0	0
Total	0	0	0	0
Percent Low/Mod	0.0%	0.0%	0.0%	0.0%

Annual Accomplishments      Accomplishment Narrative

Year      # Benefiting  
 UGLG:      Liberty County  
 Grant Year:      2018  
 Project:      0001 - 2018 CD

Objective:      Create suitable living environments

IDIS Activity:      44130 - 7218289 Liberty County  
 Activity to prevent, prepare for, and respond to Coronavirus:      No

Outcome:      Sustainability

Status:      Open  
 Location:  
 1923 Sam Houston St Ste 201 Liberty, TX 77575-4846

Matrix Code:      Water/Sewer Improvements (03J)

National Objective: LMA

Initial Funding Date:      01/03/2019  
 Financing:  
 Funded Amount:      \$317,000.00  
 Net Drawn:      \$313,310.00  
 Balance:      \$3,690.00

Description:  
 Contractor shall demolish the existing elevated water storage tank, and replace two hundred eighty-three (283) water meters, and all associated appurtenances.  
 Construction shall take place at the elevated water storage tank, located at the end of CR

Proposed Accomplishments:  
 People (General) : 666  
 Total Population in Service Area: 666  
 Census Tract Percent Low / Mod: 81.80

Actual Accomplishments:

Number assisted:

	Owner		Renter		Total		Person
	Total	Hispanic	Total	Hispanic	Total	Hispanic	
White:	0	0	0	0	0	0	0
Black/African American:	0	0	0	0	0	0	0
Asian:	0	0	0	0	0	0	0
American Indian/Alaskan Native:	0	0	0	0	0	0	0
Native Hawaiian/Other Pacific Islander:	0	0	0	0	0	0	0
American Indian/Alaskan Native & White:	0	0	0	0	0	0	0
Asian White:	0	0	0	0	0	0	0

Black/African American & White:	0	0	0	0	0	0	0
American Indian/Alaskan Native & Black/African American:	0	0	0	0	0	0	0
Other multi-racial:	0	0	0	0	0	0	0
Asian/Pacific Islander:	0	0	0	0	0	0	0
Hispanic:	0	0	0	0	0	0	0
Total:	0	0	0	0	0	0	0
Female-headed Households:	0		0		0		

Income Category:

	Owner	Renter	Total	Person
Extremely Low	0	0	0	0
Low Mod	0	0	0	0
Moderate	0	0	0	0
Non Low Moderate	0	0	0	0
Total	0	0	0	0
Percent Low/Mod	0.0%	0.0%	0.0%	0.0%

Annual Accomplishments

Accomplishment Narrative

Year # Benefiting

UGLG: Livingston

Grant Year: 2018

Project: 0001 - 2018 CD

Objective: Create suitable living environments

IDIS Activity: 44132 - 7218290 Livingston

Outcome: Sustainability

Activity to prevent, prepare for, and respond to Coronavirus: No

Status: Open

Matrix Code: Water/Sewer Improvements (03J)

Location:

200 W Church St Livingston, TX 77351-3213

National Objective: LMA

Initial Funding Date: 01/03/2019

Financing:

Funded Amount: \$244,900.00

Net Drawn: \$244,900.00

Balance: \$0.00

Description:

Contractor shall install seventeen (17) sensors, antennae, centralized computer and SCADA software, and all associated appurtenances.

Construction shall take place throughout the city.

Proposed Accomplishments:

People (General) : 5,195

Total Population in Service Area: 5,195

Census Tract Percent Low / Mod: 57.70

Actual Accomplishments:

Number assisted:

	Owner		Renter		Total		Person
	Total	Hispanic	Total	Hispanic	Total	Hispanic	
White:	0	0	0	0	0	0	0
Black/African American:	0	0	0	0	0	0	0
Asian:	0	0	0	0	0	0	0
American Indian/Alaskan Native:	0	0	0	0	0	0	0
Native Hawaiian/Other Pacific Islander:	0	0	0	0	0	0	0
American Indian/Alaskan Native & White:	0	0	0	0	0	0	0
Asian White:	0	0	0	0	0	0	0
Black/African American & White:	0	0	0	0	0	0	0
American Indian/Alaskan Native & Black/African American:	0	0	0	0	0	0	0
Other multi-racial:	0	0	0	0	0	0	0
Asian/Pacific Islander:	0	0	0	0	0	0	0
Hispanic:	0	0	0	0	0	0	0
Total:	0	0	0	0	0	0	0
Female-headed Households:	0		0		0		

Income Category:

	Owner	Renter	Total	Person
Extremely Low	0	0	0	0
Low Mod	0	0	0	0
Moderate	0	0	0	0
Non Low Moderate	0	0	0	0
Total	0	0	0	0
Percent Low/Mod	0.0%	0.0%	0.0%	0.0%

Annual Accomplishments

Accomplishment Narrative

Year # Benefiting

2018

0 environmental review complete

UGLG:  
 Grant Year: 2018  
 Project: 0001 - 2018 CD

Objective:

IDIS Activity: 44133 - 7218291 Lone Oak  
 Activity to prevent, prepare for, and respond to Coronavirus: No

Outcome:

Status: Completed 07/15/2021  
 Location:

Matrix Code: General Program Administration (21A)

National Objective:

Initial Funding Date: 01/03/2019  
 Financing:  
 Funded Amount: \$30,250.00  
 Net Drawn: \$30,250.00  
 Balance: \$0.00

Description:  
 local admin

Proposed Accomplishments:  
 : 0

Total Population in Service Area: 0  
 Census Tract Percent Low / Mod: 0.00

Actual Accomplishments:

Number assisted:

	Owner		Renter		Total		Person
	Total	Hispanic	Total	Hispanic	Total	Hispanic	
White:	0	0	0	0	0	0	0
Black/African American:	0	0	0	0	0	0	0
Asian:	0	0	0	0	0	0	0
American Indian/Alaskan Native:	0	0	0	0	0	0	0
Native Hawaiian/Other Pacific Islander:	0	0	0	0	0	0	0
American Indian/Alaskan Native & White:	0	0	0	0	0	0	0
Asian White:	0	0	0	0	0	0	0
Black/African American & White:	0	0	0	0	0	0	0
American Indian/Alaskan Native & Black/African American:	0	0	0	0	0	0	0

Other multi-racial:	0	0	0	0	0	0	0
Asian/Pacific Islander:	0	0	0	0	0	0	0
Hispanic:	0	0	0	0	0	0	0
Total:	0	0	0	0	0	0	0
Female-headed Households:	0		0		0		

Income Category:

	Owner	Renter	Total	Person
Extremely Low	0	0	0	0
Low Mod	0	0	0	0
Moderate	0	0	0	0
Non Low Moderate	0	0	0	0
Total	0	0	0	0
Percent Low/Mod	0.0%	0.0%	0.0%	0.0%

Annual Accomplishments

Accomplishment Narrative

Year # Benefiting  
 UGLG: LONE OAK  
 Grant Year: 2018  
 Project: 0001 - 2018 CD

Objective: Create suitable living environments

IDIS Activity: 44134 - 7218291 Lone Oak  
 Activity to prevent, prepare for, and respond to Coronavirus: No

Outcome: Sustainability

Status: Completed 07/15/2021  
 Location:  
 PO Box 127 Lone Oak, TX 75453-0127

Matrix Code: Water/Sewer Improvements (03J)

National Objective: LMA

Initial Funding Date: 01/03/2019  
 Financing:  
 Funded Amount: \$244,750.00  
 Net Drawn: \$244,750.00  
 Balance: \$0.00

Description:  
 Contractor shall install chlorine feed equipment, one (1) booster pump, electrical, and all associated appurtenances.  
 Construction shall take place at the water treatment plant located on Olive Street,

Proposed Accomplishments:



People (General) : 880  
 Total Population in Service Area: 880  
 Census Tract Percent Low / Mod: 59.60

Actual Accomplishments:

Number assisted:

	Owner		Renter		Total		Person
	Total	Hispanic	Total	Hispanic	Total	Hispanic	
White:	0	0	0	0	0	0	0
Black/African American:	0	0	0	0	0	0	0
Asian:	0	0	0	0	0	0	0
American Indian/Alaskan Native:	0	0	0	0	0	0	0
Native Hawaiian/Other Pacific Islander:	0	0	0	0	0	0	0
American Indian/Alaskan Native & White:	0	0	0	0	0	0	0
Asian White:	0	0	0	0	0	0	0
Black/African American & White:	0	0	0	0	0	0	0
American Indian/Alaskan Native & Black/African American:	0	0	0	0	0	0	0
Other multi-racial:	0	0	0	0	0	0	0
Asian/Pacific Islander:	0	0	0	0	0	0	0
Hispanic:	0	0	0	0	0	0	0
Total:	0	0	0	0	0	0	0
Female-headed Households:	0		0		0		

Income Category:

	Owner	Renter	Total	Person
Extremely Low	0	0	0	0
Low Mod	0	0	0	0
Moderate	0	0	0	0
Non Low Moderate	0	0	0	0
Total	0	0	0	0
Percent Low/Mod	0.0%	0.0%	0.0%	0.0%

Annual Accomplishments

Accomplishment Narrative

Year # Benefiting

2018 0 procurement of professional services underway / complete

UGLG:

Grant Year: 2018

Project: 0001 - 2018 CD

Objective:

IDIS Activity: 44135 - 7218299 Lott

Outcome:

Activity to prevent, prepare for, and respond to Coronavirus: No

Status: Completed 07/15/2021

Matrix Code: General Program Administration (21A)

Location:

National Objective:

Initial Funding Date: 01/03/2019

Description:

Financing:

local admin

Funded Amount: \$33,000.00

Net Drawn: \$33,000.00

Balance: \$0.00

Proposed Accomplishments:

: 0

Total Population in Service Area: 0

Census Tract Percent Low / Mod: 0.00

Actual Accomplishments:

Number assisted:

	Owner		Renter		Total		Person
	Total	Hispanic	Total	Hispanic	Total	Hispanic	
White:	0	0	0	0	0	0	0
Black/African American:	0	0	0	0	0	0	0
Asian:	0	0	0	0	0	0	0
American Indian/Alaskan Native:	0	0	0	0	0	0	0
Native Hawaiian/Other Pacific Islander:	0	0	0	0	0	0	0
American Indian/Alaskan Native & White:	0	0	0	0	0	0	0
Asian White:	0	0	0	0	0	0	0
Black/African American & White:	0	0	0	0	0	0	0
American Indian/Alaskan Native & Black/African American:	0	0	0	0	0	0	0
Other multi-racial:	0	0	0	0	0	0	0
Asian/Pacific Islander:	0	0	0	0	0	0	0

Hispanic:	0	0	0	0	0	0	0
Total:	0	0	0	0	0	0	0
Female-headed Households:	0		0		0		

Income Category:

	Owner	Renter	Total	Person
Extremely Low	0	0	0	0
Low Mod	0	0	0	0
Moderate	0	0	0	0
Non Low Moderate	0	0	0	0
Total	0	0	0	0
Percent Low/Mod	0.0%	0.0%	0.0%	0.0%

Annual Accomplishments

Accomplishment Narrative

Year # Benefiting  
 UGLG: LOTT  
 Grant Year: 2018  
 Project: 0001 - 2018 CD

Objective: Create suitable living environments

IDIS Activity: 44136 - 7218299 Lott

Outcome: Sustainability

Activity to prevent, prepare for, and respond to Coronavirus: No

Status: Completed 07/15/2021

Matrix Code: Water/Sewer Improvements (03J)

Location:

PO Box 398 Lott, TX 76656-0398

National Objective: LMA

Initial Funding Date: 01/03/2019  
 Financing:  
 Funded Amount: \$267,000.00  
 Net Drawn: \$267,000.00  
 Balance: \$0.00

Description:  
 Contractor shall install four thousand one hundred linear feet (4,100 l.f.) of eight-inch (8")

Proposed Accomplishments:

People (General) : 1,050  
 Total Population in Service Area: 1,050

Census Tract Percent Low / Mod: 57.60

Actual Accomplishments:

Number assisted:

	Owner		Renter		Total		Person
	Total	Hispanic	Total	Hispanic	Total	Hispanic	
White:	0	0	0	0	0	0	0
Black/African American:	0	0	0	0	0	0	0
Asian:	0	0	0	0	0	0	0
American Indian/Alaskan Native:	0	0	0	0	0	0	0
Native Hawaiian/Other Pacific Islander:	0	0	0	0	0	0	0
American Indian/Alaskan Native & White:	0	0	0	0	0	0	0
Asian White:	0	0	0	0	0	0	0
Black/African American & White:	0	0	0	0	0	0	0
American Indian/Alaskan Native & Black/African American:	0	0	0	0	0	0	0
Other multi-racial:	0	0	0	0	0	0	0
Asian/Pacific Islander:	0	0	0	0	0	0	0
Hispanic:	0	0	0	0	0	0	0
Total:	0	0	0	0	0	0	0
Female-headed Households:	0		0		0		

Income Category:

	Owner	Renter	Total	Person
Extremely Low	0	0	0	0
Low Mod	0	0	0	0
Moderate	0	0	0	0
Non Low Moderate	0	0	0	0
Total	0	0	0	0
Percent Low/Mod	0.0%	0.0%	0.0%	0.0%

Annual Accomplishments

Accomplishment Narrative

Year # Benefiting

2018 0 project design, plans and specs are being prepared by engineer

UGLG:

Grant Year: 2018

Project: 0001 - 2018 CD

Objective:

IDIS Activity: 44139 - 7218301 Malakoff

Outcome:

Activity to prevent, prepare for, and respond to Coronavirus: No

Status: Open

Matrix Code: General Program Administration (21A)

Location:

National Objective:

Initial Funding Date: 01/03/2019

Description:

Financing:

local admin

Funded Amount: \$30,000.00

Net Drawn: \$27,000.00

Balance: \$3,000.00

Proposed Accomplishments:

: 0

Total Population in Service Area: 0

Census Tract Percent Low / Mod: 0.00

Actual Accomplishments:

Number assisted:

	Owner		Renter		Total		Person
	Total	Hispanic	Total	Hispanic	Total	Hispanic	
White:	0	0	0	0	0	0	0
Black/African American:	0	0	0	0	0	0	0
Asian:	0	0	0	0	0	0	0
American Indian/Alaskan Native:	0	0	0	0	0	0	0
Native Hawaiian/Other Pacific Islander:	0	0	0	0	0	0	0
American Indian/Alaskan Native & White:	0	0	0	0	0	0	0
Asian White:	0	0	0	0	0	0	0
Black/African American & White:	0	0	0	0	0	0	0
American Indian/Alaskan Native & Black/African American:	0	0	0	0	0	0	0
Other multi-racial:	0	0	0	0	0	0	0
Asian/Pacific Islander:	0	0	0	0	0	0	0
Hispanic:	0	0	0	0	0	0	0

Total: 0 0 0 0 0 0 0  
 Female-headed Households: 0 0 0 0 0 0 0

Income Category:

	Owner	Renter	Total	Person
Extremely Low	0	0	0	0
Low Mod	0	0	0	0
Moderate	0	0	0	0
Non Low Moderate	0	0	0	0
Total	0	0	0	0
Percent Low/Mod	0.0%	0.0%	0.0%	0.0%

Annual Accomplishments

Accomplishment Narrative

Year # Benefiting  
 UGLG: MALAKOFF  
 Grant Year: 2018  
 Project: 0001 - 2018 CD

Objective: Create suitable living environments

IDIS Activity: 44140 - 7218301 Malakoff  
 Activity to prevent, prepare for, and respond to Coronavirus: No

Outcome: Sustainability

Status: Open  
 Location:

Matrix Code: Water/Sewer Improvements (03J)

PO Box 1177 Malakoff, TX 75148-1177

National Objective: LMA

Initial Funding Date: 01/03/2019  
 Financing:  
 Funded Amount: \$245,000.00  
 Net Drawn: \$244,045.00  
 Balance: \$955.00

Description:  
 Contractor shall replace two thousand nine hundred ninety-five linear feet (2,995 l.f.) of fifteen-inch (15

Proposed Accomplishments:

People (General) : 2,330  
 Total Population in Service Area: 2,330  
 Census Tract Percent Low / Mod: 56.20

Actual Accomplishments:

Number assisted:

	Owner		Renter		Total		Person
	Total	Hispanic	Total	Hispanic	Total	Hispanic	
White:	0	0	0	0	0	0	0
Black/African American:	0	0	0	0	0	0	0
Asian:	0	0	0	0	0	0	0
American Indian/Alaskan Native:	0	0	0	0	0	0	0
Native Hawaiian/Other Pacific Islander:	0	0	0	0	0	0	0
American Indian/Alaskan Native & White:	0	0	0	0	0	0	0
Asian White:	0	0	0	0	0	0	0
Black/African American & White:	0	0	0	0	0	0	0
American Indian/Alaskan Native & Black/African American:	0	0	0	0	0	0	0
Other multi-racial:	0	0	0	0	0	0	0
Asian/Pacific Islander:	0	0	0	0	0	0	0
Hispanic:	0	0	0	0	0	0	0
Total:	0	0	0	0	0	0	0
Female-headed Households:	0		0		0		

Income Category:

	Owner	Renter	Total	Person
Extremely Low	0	0	0	0
Low Mod	0	0	0	0
Moderate	0	0	0	0
Non Low Moderate	0	0	0	0
Total	0	0	0	0
Percent Low/Mod	0.0%	0.0%	0.0%	0.0%

Annual Accomplishments

Accomplishment Narrative

Year # Benefiting

2018 0 CDBG contract prepared and routed for approval

UGLG:

Grant Year: 2018

Project: 0001 - 2018 CD

Objective:

IDIS Activity: 44141 - 7218309 McCamey  
 Activity to prevent, prepare for, and respond to Coronavirus: No

Outcome:

Status: Completed 08/10/2021  
 Location:

Matrix Code: General Program Administration (21A)

National Objective:

Initial Funding Date: 01/03/2019  
 Financing:  
 Funded Amount: \$5,000.00  
 Net Drawn: \$5,000.00  
 Balance: \$0.00

Description:  
 local admin

Proposed Accomplishments:

: 0  
 Total Population in Service Area: 0  
 Census Tract Percent Low / Mod: 0.00

Actual Accomplishments:

Number assisted:

	Owner		Renter		Total		Person
	Total	Hispanic	Total	Hispanic	Total	Hispanic	
White:	0	0	0	0	0	0	0
Black/African American:	0	0	0	0	0	0	0
Asian:	0	0	0	0	0	0	0
American Indian/Alaskan Native:	0	0	0	0	0	0	0
Native Hawaiian/Other Pacific Islander:	0	0	0	0	0	0	0
American Indian/Alaskan Native & White:	0	0	0	0	0	0	0
Asian White:	0	0	0	0	0	0	0
Black/African American & White:	0	0	0	0	0	0	0
American Indian/Alaskan Native & Black/African American:	0	0	0	0	0	0	0
Other multi-racial:	0	0	0	0	0	0	0
Asian/Pacific Islander:	0	0	0	0	0	0	0
Hispanic:	0	0	0	0	0	0	0
Total:	0	0	0	0	0	0	0



Female-headed Households: 0 0 0

Income Category:

	Owner	Renter	Total	Person
Extremely Low	0	0	0	0
Low Mod	0	0	0	0
Moderate	0	0	0	0
Non Low Moderate	0	0	0	0
Total	0	0	0	0
Percent Low/Mod	0.0%	0.0%	0.0%	0.0%

Annual Accomplishments

Accomplishment Narrative

Year # Benefiting  
 UGLG: MCCAMEY  
 Grant Year: 2018

Project: 0001 - 2018 CD

Objective: Create suitable living environments

IDIS Activity: 44142 - 7218309 McCamey

Outcome: Sustainability

Activity to prevent, prepare for, and respond to Coronavirus: No

Status: Completed 08/09/2021

Matrix Code: Water/Sewer Improvements (03J)

Location:

PO Box 1409 Mc Camey, TX 79752-1409

National Objective: LMA

Initial Funding Date: 01/03/2019

Financing:

Funded Amount: \$345,000.00

Net Drawn: \$345,000.00

Balance: \$0.00

Description:

Contractor shall install four thousand linear feet (4,000 l.f.) six-inch (6) sewer line, three hundred fifty linear feet (350 l.f.) of force main, manholes, one (1) lift station, service reconnections, pavement repair, and all associated appurtenances.

Proposed Accomplishments:

People (General) : 68

Total Population in Service Area: 68

Census Tract Percent Low / Mod: 60.20

Actual Accomplishments:

Number assisted:

	Owner		Renter		Total		Person
	Total	Hispanic	Total	Hispanic	Total	Hispanic	
White:	0	0	0	0	0	0	0
Black/African American:	0	0	0	0	0	0	0
Asian:	0	0	0	0	0	0	0
American Indian/Alaskan Native:	0	0	0	0	0	0	0
Native Hawaiian/Other Pacific Islander:	0	0	0	0	0	0	0
American Indian/Alaskan Native & White:	0	0	0	0	0	0	0
Asian White:	0	0	0	0	0	0	0
Black/African American & White:	0	0	0	0	0	0	0
American Indian/Alaskan Native & Black/African American:	0	0	0	0	0	0	0
Other multi-racial:	0	0	0	0	0	0	0
Asian/Pacific Islander:	0	0	0	0	0	0	0
Hispanic:	0	0	0	0	0	0	0
Total:	0	0	0	0	0	0	0
Female-headed Households:	0		0		0		

Income Category:

	Owner	Renter	Total	Person
Extremely Low	0	0	0	0
Low Mod	0	0	0	0
Moderate	0	0	0	0
Non Low Moderate	0	0	0	0
Total	0	0	0	0
Percent Low/Mod	0.0%	0.0%	0.0%	0.0%

Annual Accomplishments

Accomplishment Narrative

Year # Benefiting

2018 0 project design, plans and specs are being prepared by engineer

UGLG:

Grant Year: 2018

Project: 0001 - 2018 CD

Objective:

IDIS Activity: 44143 - 7218310 Melvin

Outcome:

Activity to prevent, prepare for, and respond to Coronavirus: No

Status: Open  
Location:

Matrix Code: General Program Administration (21A)

National Objective:

Initial Funding Date: 01/03/2019  
Financing:  
Funded Amount: \$27,500.00  
Net Drawn: \$24,750.00  
Balance: \$2,750.00

Description:  
local admin

Proposed Accomplishments:

: 0  
Total Population in Service Area: 0  
Census Tract Percent Low / Mod: 0.00

Actual Accomplishments:

Number assisted:

	Owner		Renter		Total		Person
	Total	Hispanic	Total	Hispanic	Total	Hispanic	
White:	0	0	0	0	0	0	0
Black/African American:	0	0	0	0	0	0	0
Asian:	0	0	0	0	0	0	0
American Indian/Alaskan Native:	0	0	0	0	0	0	0
Native Hawaiian/Other Pacific Islander:	0	0	0	0	0	0	0
American Indian/Alaskan Native & White:	0	0	0	0	0	0	0
Asian White:	0	0	0	0	0	0	0
Black/African American & White:	0	0	0	0	0	0	0
American Indian/Alaskan Native & Black/African American:	0	0	0	0	0	0	0
Other multi-racial:	0	0	0	0	0	0	0
Asian/Pacific Islander:	0	0	0	0	0	0	0
Hispanic:	0	0	0	0	0	0	0
Total:	0	0	0	0	0	0	0
Female-headed Households:	0		0		0		

Income Category:

	Owner	Renter	Total	Person
Extremely Low	0	0	0	0
Low Mod	0	0	0	0
Moderate	0	0	0	0
Non Low Moderate	0	0	0	0
Total	0	0	0	0
Percent Low/Mod	0.0%	0.0%	0.0%	0.0%

Annual Accomplishments

Accomplishment Narrative

Year # Benefiting  
 UGLG: MELVIN  
 Grant Year: 2018  
 Project: 0001 - 2018 CD

Objective: Create suitable living environments

IDIS Activity: 44144 - 7218310 Melvin

Outcome: Sustainability

Activity to prevent, prepare for, and respond to Coronavirus: No

Status: Open  
 Location:

Matrix Code: Water/Sewer Improvements (03J)

PO Box 777 Melvin, TX 76858-0777

National Objective: LMA

Initial Funding Date: 01/03/2019  
 Financing:  
 Funded Amount: \$247,500.00  
 Net Drawn: \$246,400.00  
 Balance: \$1,100.00

Description:  
 Contractor shall rehabilitate the elevated water storage tank, including interior and exterior coating system, install one (1) thirty-inch (30

Proposed Accomplishments:

People (General) : 139  
 Total Population in Service Area: 139  
 Census Tract Percent Low / Mod: 58.90

Actual Accomplishments:

Number assisted:

Owner Renter Total

	Total	Hispanic	Total	Hispanic	Total	Hispanic	Person
White:	0	0	0	0	0	0	0
Black/African American:	0	0	0	0	0	0	0
Asian:	0	0	0	0	0	0	0
American Indian/Alaskan Native:	0	0	0	0	0	0	0
Native Hawaiian/Other Pacific Islander:	0	0	0	0	0	0	0
American Indian/Alaskan Native & White:	0	0	0	0	0	0	0
Asian White:	0	0	0	0	0	0	0
Black/African American & White:	0	0	0	0	0	0	0
American Indian/Alaskan Native & Black/African American:	0	0	0	0	0	0	0
Other multi-racial:	0	0	0	0	0	0	0
Asian/Pacific Islander:	0	0	0	0	0	0	0
Hispanic:	0	0	0	0	0	0	0
Total:	0	0	0	0	0	0	0
Female-headed Households:	0		0		0		

Income Category:

	Owner	Renter	Total	Person
Extremely Low	0	0	0	0
Low Mod	0	0	0	0
Moderate	0	0	0	0
Non Low Moderate	0	0	0	0
Total	0	0	0	0
Percent Low/Mod	0.0%	0.0%	0.0%	0.0%

Annual Accomplishments

Accomplishment Narrative

Year # Benefiting

2018 0 environmental review in progress

UGLG:

Grant Year: 2018

Project: 0001 - 2018 CD

Objective:

IDIS Activity: 44145 - 7218311 Moulton

Outcome:

Activity to prevent, prepare for, and respond to Coronavirus: No

Status: Completed 10/16/2020

Matrix Code: General Program Administration (21A)

Location:

National Objective:

Initial Funding Date: 01/03/2019  
 Financing:  
 Funded Amount: \$16,250.00  
 Net Drawn: \$16,250.00  
 Balance: \$0.00

Description:  
local admin

Proposed Accomplishments:

: 0  
 Total Population in Service Area: 0  
 Census Tract Percent Low / Mod: 0.00

Actual Accomplishments:

Number assisted:

	Owner		Renter		Total		Person
	Total	Hispanic	Total	Hispanic	Total	Hispanic	
White:	0	0	0	0	0	0	0
Black/African American:	0	0	0	0	0	0	0
Asian:	0	0	0	0	0	0	0
American Indian/Alaskan Native:	0	0	0	0	0	0	0
Native Hawaiian/Other Pacific Islander:	0	0	0	0	0	0	0
American Indian/Alaskan Native & White:	0	0	0	0	0	0	0
Asian White:	0	0	0	0	0	0	0
Black/African American & White:	0	0	0	0	0	0	0
American Indian/Alaskan Native & Black/African American:	0	0	0	0	0	0	0
Other multi-racial:	0	0	0	0	0	0	0
Asian/Pacific Islander:	0	0	0	0	0	0	0
Hispanic:	0	0	0	0	0	0	0
Total:	0	0	0	0	0	0	0
Female-headed Households:	0		0		0		

Income Category:

Owner	Renter	Total	Person
-------	--------	-------	--------

Extremely Low	0	0	0	0
Low Mod	0	0	0	0
Moderate	0	0	0	0
Non Low Moderate	0	0	0	0
Total	0	0	0	0
Percent Low/Mod	0.0%	0.0%	0.0%	0.0%

Annual Accomplishments      Accomplishment Narrative

Year      # Benefiting

UGLG:      CITY OF MOULTON

Grant Year:      2018

Project:      0001 - 2018 CD

Objective:      Create suitable living environments

IDIS Activity:      44146 - 7218311 Moulton

Outcome:      Sustainability

Activity to prevent, prepare for, and respond to Coronavirus:      No

Status:      Completed      10/01/2020

Matrix Code:      Water/Sewer Improvements (03J)

Location:

PO Box 369      Moulton, TX 77975-0369

National Objective:      LMA

Initial Funding Date:      01/03/2019

Financing:

Funded Amount:      \$258,750.00

Net Drawn:      \$258,750.00

Balance:      \$0.00

Description:

Contractor shall install a chloramine disinfection system, building and foundation, electrical, meters, piping, and all associated appurtenances.

Construction shall take place at the WTP, located at the intersection of Cockrill and

Proposed Accomplishments:

People (General) :      869

Total Population in Service Area:      869

Census Tract Percent Low / Mod:      52.10

Actual Accomplishments:

Number assisted:

Owner		Renter		Total		Person
Total	Hispanic	Total	Hispanic	Total	Hispanic	

White:	0	0	0	0	0	0	0
Black/African American:	0	0	0	0	0	0	0
Asian:	0	0	0	0	0	0	0
American Indian/Alaskan Native:	0	0	0	0	0	0	0
Native Hawaiian/Other Pacific Islander:	0	0	0	0	0	0	0
American Indian/Alaskan Native & White:	0	0	0	0	0	0	0
Asian White:	0	0	0	0	0	0	0
Black/African American & White:	0	0	0	0	0	0	0
American Indian/Alaskan Native & Black/African American:	0	0	0	0	0	0	0
Other multi-racial:	0	0	0	0	0	0	0
Asian/Pacific Islander:	0	0	0	0	0	0	0
Hispanic:	0	0	0	0	0	0	0
Total:	0	0	0	0	0	0	0
Female-headed Households:	0		0		0		0

Income Category:

	Owner	Renter	Total	Person
Extremely Low	0	0	0	0
Low Mod	0	0	0	0
Moderate	0	0	0	0
Non Low Moderate	0	0	0	0
Total	0	0	0	0
Percent Low/Mod	0.0%	0.0%	0.0%	0.0%

Annual Accomplishments

Accomplishment Narrative

Year # Benefiting  
 2018 0 CDBG contract prepared and routed for approval

UGLG: MOUNT CALM  
 Grant Year: 2018  
 Project: 0001 - 2018 CD

IDIS Activity: 44155 - 7218319 Mount Calm  
 Activity to prevent, prepare for, and respond to Coronavirus: No

Status: Completed 06/08/2021  
 Location:

Objective: Create suitable living environments

Outcome: Sustainability

Matrix Code: Water/Sewer Improvements (03J)



PO Box 85 Mount Calm, TX 76673-0085

National Objective: LMA

Initial Funding Date: 01/04/2019  
 Financing:  
 Funded Amount: \$230,443.68  
 Net Drawn: \$230,443.68  
 Balance: \$0.00

Description:  
 Contractor shall install two thousand six hundred linear feet (2,600 l.f.) of six-inch  
 (6

Proposed Accomplishments:

People (General) : 280  
 Total Population in Service Area: 280  
 Census Tract Percent Low / Mod: 62.50

Actual Accomplishments:

Number assisted:

	Owner		Renter		Total		Person
	Total	Hispanic	Total	Hispanic	Total	Hispanic	
White:	0	0	0	0	0	0	0
Black/African American:	0	0	0	0	0	0	0
Asian:	0	0	0	0	0	0	0
American Indian/Alaskan Native:	0	0	0	0	0	0	0
Native Hawaiian/Other Pacific Islander:	0	0	0	0	0	0	0
American Indian/Alaskan Native & White:	0	0	0	0	0	0	0
Asian White:	0	0	0	0	0	0	0
Black/African American & White:	0	0	0	0	0	0	0
American Indian/Alaskan Native & Black/African American:	0	0	0	0	0	0	0
Other multi-racial:	0	0	0	0	0	0	0
Asian/Pacific Islander:	0	0	0	0	0	0	0
Hispanic:	0	0	0	0	0	0	0
Total:	0	0	0	0	0	0	0
Female-headed Households:	0		0		0		

Income Category:

	Owner	Renter	Total	Person
Extremely Low	0	0	0	0
Low Mod	0	0	0	0

Moderate	0	0	0	0
Non Low Moderate	0	0	0	0
Total	0	0	0	0
Percent Low/Mod	0.0%	0.0%	0.0%	0.0%

Annual Accomplishments      Accomplishment Narrative  
 Year      # Benefiting  
 2018      0 environmental review in progress

UGLG:  
 Grant Year: 2018  
 Project: 0001 - 2018 CD      Objective:  
 IDIS Activity: 44156 - 7218320 Mount Vernon      Outcome:  
 Activity to prevent, prepare for, and respond to Coronavirus: No  
 Status: Completed 07/15/2021      Matrix Code: General Program Administration (21A)  
 Location:  
 , -      National Objective:

Initial Funding Date: 01/04/2019      Description:  
 Financing: local admin  
 Funded Amount: \$13,500.00  
 Net Drawn: \$13,500.00  
 Balance: \$0.00

Proposed Accomplishments:  
 : 0  
 Total Population in Service Area: 0  
 Census Tract Percent Low / Mod: 0.00

Actual Accomplishments:  
 Number assisted:

	Owner		Renter		Total		
White:	Total	Hispanic	Total	Hispanic	Total	Hispanic	Person
	0	0	0	0	0	0	0

Black/African American:	0	0	0	0	0	0	0
Asian:	0	0	0	0	0	0	0
American Indian/Alaskan Native:	0	0	0	0	0	0	0
Native Hawaiian/Other Pacific Islander:	0	0	0	0	0	0	0
American Indian/Alaskan Native & White:	0	0	0	0	0	0	0
Asian White:	0	0	0	0	0	0	0
Black/African American & White:	0	0	0	0	0	0	0
American Indian/Alaskan Native & Black/African American:	0	0	0	0	0	0	0
Other multi-racial:	0	0	0	0	0	0	0
Asian/Pacific Islander:	0	0	0	0	0	0	0
Hispanic:	0	0	0	0	0	0	0
Total:	0	0	0	0	0	0	0
Female-headed Households:	0		0		0		

Income Category:

	Owner	Renter	Total	Person
Extremely Low	0	0	0	0
Low Mod	0	0	0	0
Moderate	0	0	0	0
Non Low Moderate	0	0	0	0
Total	0	0	0	0
Percent Low/Mod	0.0%	0.0%	0.0%	0.0%

Annual Accomplishments

Accomplishment Narrative

Year # Benefiting  
 UGLG: CITY OF MOUNT VERNON  
 Grant Year: 2018

Project: 0001 - 2018 CD Objective: Create suitable living environments

IDIS Activity: 44157 - 7218320 Mount Vernon Outcome: Sustainability

Activity to prevent, prepare for, and respond to Coronavirus: No

Status: Completed 08/09/2021 Matrix Code: Water/Sewer Improvements (03J)

Location: PO Box 597 Mount Vernon, TX 75457-0597 National Objective: LMA

Initial Funding Date: 01/04/2019  
 Financing:  
 Funded Amount: \$261,500.00  
 Net Drawn: \$261,500.00  
 Balance: \$0.00

Description:  
 Contractor shall install six hundred twenty-five linear feet (625 l.f.) of eight-inch (8) and twelve-inch (12) ductile iron pipe, valves, weir box and all associated appurtenances.  
 Construction shall take place at the WTP located along FM 115.

Proposed Accomplishments:

People (General) : 2,590  
 Total Population in Service Area: 2,590  
 Census Tract Percent Low / Mod: 58.10

Actual Accomplishments:

Number assisted:

	Owner		Renter		Total		Person
	Total	Hispanic	Total	Hispanic	Total	Hispanic	
White:	0	0	0	0	0	0	0
Black/African American:	0	0	0	0	0	0	0
Asian:	0	0	0	0	0	0	0
American Indian/Alaskan Native:	0	0	0	0	0	0	0
Native Hawaiian/Other Pacific Islander:	0	0	0	0	0	0	0
American Indian/Alaskan Native & White:	0	0	0	0	0	0	0
Asian White:	0	0	0	0	0	0	0
Black/African American & White:	0	0	0	0	0	0	0
American Indian/Alaskan Native & Black/African American:	0	0	0	0	0	0	0
Other multi-racial:	0	0	0	0	0	0	0
Asian/Pacific Islander:	0	0	0	0	0	0	0
Hispanic:	0	0	0	0	0	0	0
Total:	0	0	0	0	0	0	0
Female-headed Households:	0		0		0		

Income Category:

	Owner	Renter	Total	Person
Extremely Low	0	0	0	0
Low Mod	0	0	0	0
Moderate	0	0	0	0
Non Low Moderate	0	0	0	0

Total 0 0 0 0  
 Percent Low/Mod 0.0% 0.0% 0.0% 0.0%

Annual Accomplishments

Accomplishment Narrative

Year # Benefiting

2018 0 procurement of professional services underway / complete

UGLG: CITY OF MULESHOE

Grant Year: 2018

Project: 0001 - 2018 CD

Objective: Create suitable living environments

IDIS Activity: 44158 - 7218321 Muleshoe

Outcome: Sustainability

Activity to prevent, prepare for, and respond to Coronavirus: No

Status: Completed 11/18/2020

Matrix Code: Water/Sewer Improvements (03J)

Location:

215 S 1st St Muleshoe, TX 79347-3602

National Objective: LMA

Initial Funding Date: 01/04/2019

Description:

Financing:  
 Funded Amount: \$275,000.00  
 Net Drawn: \$275,000.00  
 Balance: \$0.00

Contractor shall install three thousand one hundred thirty-five linear feet (3,135 l.f.) of six-inch  
 (6

Proposed Accomplishments:

People (General) : 155  
 Total Population in Service Area: 155  
 Census Tract Percent Low / Mod: 81.20

Actual Accomplishments:

Number assisted:

	Owner		Renter		Total		
	Total	Hispanic	Total	Hispanic	Total	Hispanic	Person
White:	0	0	0	0	0	0	0
Black/African American:	0	0	0	0	0	0	0
Asian:	0	0	0	0	0	0	0

American Indian/Alaskan Native:	0	0	0	0	0	0	0
Native Hawaiian/Other Pacific Islander:	0	0	0	0	0	0	0
American Indian/Alaskan Native & White:	0	0	0	0	0	0	0
Asian White:	0	0	0	0	0	0	0
Black/African American & White:	0	0	0	0	0	0	0
American Indian/Alaskan Native & Black/African American:	0	0	0	0	0	0	0
Other multi-racial:	0	0	0	0	0	0	0
Asian/Pacific Islander:	0	0	0	0	0	0	0
Hispanic:	0	0	0	0	0	0	0
Total:	0	0	0	0	0	0	0
Female-headed Households:	0		0		0		

Income Category:

	Owner	Renter	Total	Person
Extremely Low	0	0	0	0
Low Mod	0	0	0	0
Moderate	0	0	0	0
Non Low Moderate	0	0	0	0
Total	0	0	0	0
Percent Low/Mod	0.0%	0.0%	0.0%	0.0%

Annual Accomplishments

Accomplishment Narrative

Year # Benefiting  
 2018 0 procurement of professional services underway / complete

UGLG: UVALDE COUNTY  
 Grant Year: 2018  
 Project: 0005 - 2018 CFC

Objective: Create suitable living environments

IDIS Activity: 44162 - 7218155 Uvalde County  
 Activity to prevent, prepare for, and respond to Coronavirus: No

Outcome: Sustainability

Status: Open  
 Location:  
 100 N Getty St Uvalde, TX 78801-5257

Matrix Code: Water/Sewer Improvements (03J)

National Objective: LMA

Initial Funding Date: 01/08/2019

Description:

Financing:  
 Funded Amount: \$444,656.00  
 Net Drawn: \$79,050.00  
 Balance: \$365,606.00

Contractor shall install one thousand five hundred feet (1,500 l.f.) of six-inch  
 (6”) pipe for water supply. The pipe shall be installed in a trench 24 inches deep and 36 inches wide. The trench shall be backfilled with compacted earth. The pipe shall be installed in a trench 24 inches deep and 36 inches wide. The trench shall be backfilled with compacted earth. The pipe shall be installed in a trench 24 inches deep and 36 inches wide. The trench shall be backfilled with compacted earth.

Proposed Accomplishments:  
 People (General) : 104  
 Total Population in Service Area: 104  
 Census Tract Percent Low / Mod: 100.00

Actual Accomplishments:

Number assisted:

	Owner		Renter		Total		Person
	Total	Hispanic	Total	Hispanic	Total	Hispanic	
White:	0	0	0	0	0	0	0
Black/African American:	0	0	0	0	0	0	0
Asian:	0	0	0	0	0	0	0
American Indian/Alaskan Native:	0	0	0	0	0	0	0
Native Hawaiian/Other Pacific Islander:	0	0	0	0	0	0	0
American Indian/Alaskan Native & White:	0	0	0	0	0	0	0
Asian White:	0	0	0	0	0	0	0
Black/African American & White:	0	0	0	0	0	0	0
American Indian/Alaskan Native & Black/African American:	0	0	0	0	0	0	0
Other multi-racial:	0	0	0	0	0	0	0
Asian/Pacific Islander:	0	0	0	0	0	0	0
Hispanic:	0	0	0	0	0	0	0
Total:	0	0	0	0	0	0	0
Female-headed Households:	0		0		0		

Income Category:

	Owner	Renter	Total	Person
Extremely Low	0	0	0	0
Low Mod	0	0	0	0
Moderate	0	0	0	0
Non Low Moderate	0	0	0	0
Total	0	0	0	0

Percent Low/Mod 0.0% 0.0% 0.0% 0.0%

Annual Accomplishments Accomplishment Narrative

Year # Benefiting  
 UGLG: UVALDE COUNTY  
 Grant Year: 2018  
 Project: 0005 - 2018 CFC

Objective: Create suitable living environments

IDIS Activity: 44163 - 7218155 Uvalde County  
 Activity to prevent, prepare for, and respond to Coronavirus: No

Outcome: Sustainability

Status: Open  
 Location:  
 100 N Getty St Uvalde, TX 78801-5257

Matrix Code: Rehab; Single-Unit Residential (14A)

National Objective: LMH

Initial Funding Date: 01/08/2019  
 Financing:  
 Funded Amount: \$30,344.00  
 Net Drawn: \$2,650.00  
 Balance: \$27,694.00

Description:  
 Construction shall take place in the following locations: Adela Street, Commerce Street, Cross-country. Contractor shall install thirteen (13) sewer yard service lines, mitigate all existing septic systems, and all associated appurtenances.

Proposed Accomplishments:  
 Housing Units : 13  
 Total Population in Service Area: 0  
 Census Tract Percent Low / Mod: 0.00

Actual Accomplishments:

Number assisted:

	Owner		Renter		Total		Person
	Total	Hispanic	Total	Hispanic	Total	Hispanic	
White:	0	0	0	0	0	0	0
Black/African American:	0	0	0	0	0	0	0
Asian:	0	0	0	0	0	0	0
American Indian/Alaskan Native:	0	0	0	0	0	0	0
Native Hawaiian/Other Pacific Islander:	0	0	0	0	0	0	0



American Indian/Alaskan Native & White:	0	0	0	0	0	0	0
Asian White:	0	0	0	0	0	0	0
Black/African American & White:	0	0	0	0	0	0	0
American Indian/Alaskan Native & Black/African American:	0	0	0	0	0	0	0
Other multi-racial:	0	0	0	0	0	0	0
Asian/Pacific Islander:	0	0	0	0	0	0	0
Hispanic:	0	0	0	0	0	0	0
Total:	0	0	0	0	0	0	0
Female-headed Households:	0		0		0		

Income Category:

	Owner	Renter	Total	Person
Extremely Low	0	0	0	0
Low Mod	0	0	0	0
Moderate	0	0	0	0
Non Low Moderate	0	0	0	0
Total	0	0	0	0
Percent Low/Mod	0.0%	0.0%	0.0%	0.0%

Annual Accomplishments

Accomplishment Narrative

Year # Benefiting

2018 0 procurement of professional services underway / complete

UGLG:

Grant Year: 2018

Project: 0005 - 2018 CFC

Objective:

IDIS Activity: 44165 - 7218165 Duval County

Outcome:

Activity to prevent, prepare for, and respond to Coronavirus: No

Status: Canceled 08/11/2021

Matrix Code: General Program Administration (21A)

Location:

National Objective:

Initial Funding Date: 01/08/2019

Description:

Financing:

local admin

Funded Amount: \$0.00

Net Drawn: \$0.00  
 Balance: \$0.00

Proposed Accomplishments:

: 0  
 Total Population in Service Area: 0  
 Census Tract Percent Low / Mod: 0.00

Actual Accomplishments:

Number assisted:

	Owner		Renter		Total		Person
	Total	Hispanic	Total	Hispanic	Total	Hispanic	
White:	0	0	0	0	0	0	0
Black/African American:	0	0	0	0	0	0	0
Asian:	0	0	0	0	0	0	0
American Indian/Alaskan Native:	0	0	0	0	0	0	0
Native Hawaiian/Other Pacific Islander:	0	0	0	0	0	0	0
American Indian/Alaskan Native & White:	0	0	0	0	0	0	0
Asian White:	0	0	0	0	0	0	0
Black/African American & White:	0	0	0	0	0	0	0
American Indian/Alaskan Native & Black/African American:	0	0	0	0	0	0	0
Other multi-racial:	0	0	0	0	0	0	0
Asian/Pacific Islander:	0	0	0	0	0	0	0
Hispanic:	0	0	0	0	0	0	0
Total:	0	0	0	0	0	0	0
Female-headed Households:	0		0		0		

Income Category:

	Owner	Renter	Total	Person
Extremely Low	0	0	0	0
Low Mod	0	0	0	0
Moderate	0	0	0	0
Non Low Moderate	0	0	0	0
Total	0	0	0	0
Percent Low/Mod	0.0%	0.0%	0.0%	0.0%

Annual Accomplishments      Accomplishment Narrative

Year # Benefiting  
 UGLG: DUVAL COUNTY  
 Grant Year: 2018  
 Project: 0005 - 2018 CFC

Objective: Create suitable living environments

IDIS Activity: 44166 - 7218165 Duval County  
 Activity to prevent, prepare for, and respond to Coronavirus: No

Outcome: Sustainability

Status: Canceled 08/11/2021  
 Location:  
 PO Box 189 San Diego, TX 78384-0189

Matrix Code: Water/Sewer Improvements (03J)

National Objective: LMA

Initial Funding Date: 01/08/2019  
 Financing:  
 Funded Amount: \$0.00  
 Net Drawn: \$0.00  
 Balance: \$0.00

Description:  
 Contractor shall install approximately four thousand linear feet (4,000 l.f.) of eight-inch (8")

Proposed Accomplishments:

People (General) : 38  
 Total Population in Service Area: 38  
 Census Tract Percent Low / Mod: 73.60

Actual Accomplishments:

Number assisted:

	Owner		Renter		Total		Person
	Total	Hispanic	Total	Hispanic	Total	Hispanic	
White:	0	0	0	0	0	0	0
Black/African American:	0	0	0	0	0	0	0
Asian:	0	0	0	0	0	0	0
American Indian/Alaskan Native:	0	0	0	0	0	0	0
Native Hawaiian/Other Pacific Islander:	0	0	0	0	0	0	0
American Indian/Alaskan Native & White:	0	0	0	0	0	0	0
Asian White:	0	0	0	0	0	0	0
Black/African American & White:	0	0	0	0	0	0	0

American Indian/Alaskan Native & Black/African American:	0	0	0	0	0	0	0
Other multi-racial:	0	0	0	0	0	0	0
Asian/Pacific Islander:	0	0	0	0	0	0	0
Hispanic:	0	0	0	0	0	0	0
Total:	0	0	0	0	0	0	0
Female-headed Households:	0		0		0		

Income Category:

	Owner	Renter	Total	Person
Extremely Low	0	0	0	0
Low Mod	0	0	0	0
Moderate	0	0	0	0
Non Low Moderate	0	0	0	0
Total	0	0	0	0
Percent Low/Mod	0.0%	0.0%	0.0%	0.0%

Annual Accomplishments      Accomplishment Narrative

Year      # Benefiting

UGLG:      DUVAL COUNTY

Grant Year:      2018

Project:      0005 - 2018 CFC

IDIS Activity:      44167 - 7218165 Duval County

Activity to prevent, prepare for, and respond to Coronavirus:      No

Status:      Canceled 08/11/2021

Location:

PO Box 189 San Diego, TX 78384-0189

Objective:      Create suitable living environments

Outcome:      Sustainability

Matrix Code:      Rehab; Single-Unit Residential (14A)

National Objective:      LMH

Initial Funding Date:      01/08/2019

Financing:

Funded Amount:      \$0.00

Net Drawn:      \$0.00

Balance:      \$0.00

Description:

Contractor shall install eleven (11) sewer yard service lines, mitigate all existing septic systems, and all associated appurtenances.

TxCDBG funds shall not fund a yard service line on private property to a household that

Proposed Accomplishments:

Housing Units : 11

Total Population in Service Area: 0

Census Tract Percent Low / Mod: 0.00

Actual Accomplishments:

Number assisted:

	Owner		Renter		Total		Person
	Total	Hispanic	Total	Hispanic	Total	Hispanic	
White:	0	0	0	0	0	0	0
Black/African American:	0	0	0	0	0	0	0
Asian:	0	0	0	0	0	0	0
American Indian/Alaskan Native:	0	0	0	0	0	0	0
Native Hawaiian/Other Pacific Islander:	0	0	0	0	0	0	0
American Indian/Alaskan Native & White:	0	0	0	0	0	0	0
Asian White:	0	0	0	0	0	0	0
Black/African American & White:	0	0	0	0	0	0	0
American Indian/Alaskan Native & Black/African American:	0	0	0	0	0	0	0
Other multi-racial:	0	0	0	0	0	0	0
Asian/Pacific Islander:	0	0	0	0	0	0	0
Hispanic:	0	0	0	0	0	0	0
Total:	0	0	0	0	0	0	0
Female-headed Households:	0		0		0		

Income Category:

	Owner	Renter	Total	Person
Extremely Low	0	0	0	0
Low Mod	0	0	0	0
Moderate	0	0	0	0
Non Low Moderate	0	0	0	0
Total	0	0	0	0
Percent Low/Mod	0.0%	0.0%	0.0%	0.0%

Annual Accomplishments

Accomplishment Narrative

Year # Benefiting

2018

0 Direct Deposit Authorization for Hearne 7218199

UGLG:

Grant Year: 2018  
Project: 0001 - 2018 CD

Objective:

IDIS Activity: 44186 - 7218329 Murchison  
Activity to prevent, prepare for, and respond to Coronavirus: No

Outcome:

Status: Open  
Location:

Matrix Code: General Program Administration (21A)

National Objective:

Initial Funding Date: 01/10/2019  
Financing:  
Funded Amount: \$30,250.00  
Net Drawn: \$27,225.00  
Balance: \$3,025.00

Description:  
local admin

Proposed Accomplishments:  
: 0

Total Population in Service Area: 0  
Census Tract Percent Low / Mod: 0.00

Actual Accomplishments:

Number assisted:

	Owner		Renter		Total		Person
	Total	Hispanic	Total	Hispanic	Total	Hispanic	
White:	0	0	0	0	0	0	0
Black/African American:	0	0	0	0	0	0	0
Asian:	0	0	0	0	0	0	0
American Indian/Alaskan Native:	0	0	0	0	0	0	0
Native Hawaiian/Other Pacific Islander:	0	0	0	0	0	0	0
American Indian/Alaskan Native & White:	0	0	0	0	0	0	0
Asian White:	0	0	0	0	0	0	0
Black/African American & White:	0	0	0	0	0	0	0
American Indian/Alaskan Native & Black/African American:	0	0	0	0	0	0	0
Other multi-racial:	0	0	0	0	0	0	0

Asian/Pacific Islander:	0	0	0	0	0	0	0
Hispanic:	0	0	0	0	0	0	0
Total:	0	0	0	0	0	0	0
Female-headed Households:	0		0		0		

Income Category:

	Owner	Renter	Total	Person
Extremely Low	0	0	0	0
Low Mod	0	0	0	0
Moderate	0	0	0	0
Non Low Moderate	0	0	0	0
Total	0	0	0	0
Percent Low/Mod	0.0%	0.0%	0.0%	0.0%

Annual Accomplishments

Accomplishment Narrative

Year # Benefiting  
 UGLG: Murchison  
 Grant Year: 2018  
 Project: 0001 - 2018 CD

Objective: Create suitable living environments

IDIS Activity: 44187 - 7218329 Murchison  
 Activity to prevent, prepare for, and respond to Coronavirus: No

Outcome: Sustainability

Status: Open  
 Location:

Matrix Code: Water/Sewer Improvements (03J)

PO Box 33 Murchison, TX 75778-0033

National Objective: LMA

Initial Funding Date: 01/10/2019  
 Financing:  
 Funded Amount: \$244,750.00  
 Net Drawn: \$244,011.81  
 Balance: \$738.19

Description:  
 Contractor shall one thousand two hundred linear feet (1,200 l.f.) of four-inch (4") and six-inch (6") sewer line, rehabilitate one (1) lift station, rehabilitate manholes, all associated appurtenances.

Proposed Accomplishments:  
 People (General) : 614

Total Population in Service Area: 614  
 Census Tract Percent Low / Mod: 65.10

Actual Accomplishments:

Number assisted:

	Owner		Renter		Total		Person
	Total	Hispanic	Total	Hispanic	Total	Hispanic	
White:	0	0	0	0	0	0	0
Black/African American:	0	0	0	0	0	0	0
Asian:	0	0	0	0	0	0	0
American Indian/Alaskan Native:	0	0	0	0	0	0	0
Native Hawaiian/Other Pacific Islander:	0	0	0	0	0	0	0
American Indian/Alaskan Native & White:	0	0	0	0	0	0	0
Asian White:	0	0	0	0	0	0	0
Black/African American & White:	0	0	0	0	0	0	0
American Indian/Alaskan Native & Black/African American:	0	0	0	0	0	0	0
Other multi-racial:	0	0	0	0	0	0	0
Asian/Pacific Islander:	0	0	0	0	0	0	0
Hispanic:	0	0	0	0	0	0	0
Total:	0	0	0	0	0	0	0
Female-headed Households:	0		0		0		

Income Category:

	Owner	Renter	Total	Person
Extremely Low	0	0	0	0
Low Mod	0	0	0	0
Moderate	0	0	0	0
Non Low Moderate	0	0	0	0
Total	0	0	0	0
Percent Low/Mod	0.0%	0.0%	0.0%	0.0%

Annual Accomplishments

Accomplishment Narrative

Year # Benefiting

2018 0 environmental review complete

UGLG:

Grant Year: 2018

Project: 0001 - 2018 CD

Objective:



IDIS Activity: 44188 - 7218330 Navasota  
 Activity to prevent, prepare for, and respond to Coronavirus: No

Outcome:

Status: Completed 08/09/2021  
 Location:

Matrix Code: General Program Administration (21A)

National Objective:

Initial Funding Date: 01/10/2019  
 Financing:  
 Funded Amount: \$30,250.00  
 Net Drawn: \$30,250.00  
 Balance: \$0.00

Description:  
 local admin

Proposed Accomplishments:

: 0  
 Total Population in Service Area: 0  
 Census Tract Percent Low / Mod: 0.00

Actual Accomplishments:

Number assisted:

	Owner		Renter		Total		Person
	Total	Hispanic	Total	Hispanic	Total	Hispanic	
White:	0	0	0	0	0	0	0
Black/African American:	0	0	0	0	0	0	0
Asian:	0	0	0	0	0	0	0
American Indian/Alaskan Native:	0	0	0	0	0	0	0
Native Hawaiian/Other Pacific Islander:	0	0	0	0	0	0	0
American Indian/Alaskan Native & White:	0	0	0	0	0	0	0
Asian White:	0	0	0	0	0	0	0
Black/African American & White:	0	0	0	0	0	0	0
American Indian/Alaskan Native & Black/African American:	0	0	0	0	0	0	0
Other multi-racial:	0	0	0	0	0	0	0
Asian/Pacific Islander:	0	0	0	0	0	0	0
Hispanic:	0	0	0	0	0	0	0

Total: 0 0 0 0 0 0 0  
 Female-headed Households: 0 0 0 0 0 0

Income Category:

	Owner	Renter	Total	Person
Extremely Low	0	0	0	0
Low Mod	0	0	0	0
Moderate	0	0	0	0
Non Low Moderate	0	0	0	0
Total	0	0	0	0
Percent Low/Mod	0.0%	0.0%	0.0%	0.0%

Annual Accomplishments

Accomplishment Narrative

Year # Benefiting  
 UGLG: NAVASOTA  
 Grant Year: 2018

Project: 0001 - 2018 CD

Objective: Create suitable living environments

IDIS Activity: 44189 - 7218330 Navasota

Outcome: Sustainability

Activity to prevent, prepare for, and respond to Coronavirus: No

Status: Completed 08/09/2021

Matrix Code: Water/Sewer Improvements (03J)

Location:

PO Box 910 Navasota, TX 77868-0910

National Objective: LMA

Initial Funding Date: 01/10/2019

Financing:

Funded Amount: \$244,750.00

Net Drawn: \$244,750.00

Balance: \$0.00

Description:

Contractor shall three thousand three hundred fifty linear feet (3,350 l.f.) of twelve-inch (12) and fifteen-inch (15) sewer main, rehabilitate manholes, and all associated appurtenances.

Proposed Accomplishments:

People (General) : 213

Total Population in Service Area: 213

Census Tract Percent Low / Mod: 85.90

Actual Accomplishments:

Number assisted:

	Owner		Renter		Total		Person
	Total	Hispanic	Total	Hispanic	Total	Hispanic	
White:	0	0	0	0	0	0	0
Black/African American:	0	0	0	0	0	0	0
Asian:	0	0	0	0	0	0	0
American Indian/Alaskan Native:	0	0	0	0	0	0	0
Native Hawaiian/Other Pacific Islander:	0	0	0	0	0	0	0
American Indian/Alaskan Native & White:	0	0	0	0	0	0	0
Asian White:	0	0	0	0	0	0	0
Black/African American & White:	0	0	0	0	0	0	0
American Indian/Alaskan Native & Black/African American:	0	0	0	0	0	0	0
Other multi-racial:	0	0	0	0	0	0	0
Asian/Pacific Islander:	0	0	0	0	0	0	0
Hispanic:	0	0	0	0	0	0	0
Total:	0	0	0	0	0	0	0
Female-headed Households:	0		0		0		

Income Category:

	Owner	Renter	Total	Person
Extremely Low	0	0	0	0
Low Mod	0	0	0	0
Moderate	0	0	0	0
Non Low Moderate	0	0	0	0
Total	0	0	0	0
Percent Low/Mod	0.0%	0.0%	0.0%	0.0%

Annual Accomplishments

Accomplishment Narrative

Year # Benefiting

2018 0 procurement of professional services underway / complete

UGLG:

Grant Year: 2018

Project: 0001 - 2018 CD

Objective:

IDIS Activity: 44191 - 7218331 New Deal

Outcome:

Activity to prevent, prepare for, and respond to Coronavirus: No

Status: Open

Matrix Code: General Program Administration (21A)

Location:

National Objective:

Initial Funding Date: 01/11/2019

Description:

Financing:

local admin

Funded Amount: \$30,250.00

Net Drawn: \$27,225.00

Balance: \$3,025.00

Proposed Accomplishments:

: 0

Total Population in Service Area: 0

Census Tract Percent Low / Mod: 0.00

Actual Accomplishments:

Number assisted:

	Owner		Renter		Total		Person
	Total	Hispanic	Total	Hispanic	Total	Hispanic	
White:	0	0	0	0	0	0	0
Black/African American:	0	0	0	0	0	0	0
Asian:	0	0	0	0	0	0	0
American Indian/Alaskan Native:	0	0	0	0	0	0	0
Native Hawaiian/Other Pacific Islander:	0	0	0	0	0	0	0
American Indian/Alaskan Native & White:	0	0	0	0	0	0	0
Asian White:	0	0	0	0	0	0	0
Black/African American & White:	0	0	0	0	0	0	0
American Indian/Alaskan Native & Black/African American:	0	0	0	0	0	0	0
Other multi-racial:	0	0	0	0	0	0	0
Asian/Pacific Islander:	0	0	0	0	0	0	0
Hispanic:	0	0	0	0	0	0	0
Total:	0	0	0	0	0	0	0

Female-headed Households: 0 0 0

Income Category:

	Owner	Renter	Total	Person
Extremely Low	0	0	0	0
Low Mod	0	0	0	0
Moderate	0	0	0	0
Non Low Moderate	0	0	0	0
Total	0	0	0	0
Percent Low/Mod	0.0%	0.0%	0.0%	0.0%

Annual Accomplishments

Accomplishment Narrative

Year # Benefiting  
 UGLG: NEW DEAL  
 Grant Year: 2018  
 Project: 0001 - 2018 CD

Objective: Create suitable living environments

IDIS Activity: 44192 - 7218331 New Deal

Outcome: Sustainability

Activity to prevent, prepare for, and respond to Coronavirus: No

Status: Open

Matrix Code: Water/Sewer Improvements (03J)

Location:

PO Box 126 New Deal, TX 79350-0126

National Objective: LMA

Initial Funding Date: 01/11/2019  
 Financing:  
 Funded Amount: \$244,750.00  
 Net Drawn: \$214,829.02  
 Balance: \$29,920.98

Description:  
 Contractor shall rehabilitate one thousand eight hundred ninety linear feet (1,890 l.f.) of eight-inch (8") and fourteen (14") sewer line using pipe

Proposed Accomplishments:

People (General) : 579  
 Total Population in Service Area: 579  
 Census Tract Percent Low / Mod: 67.70

Actual Accomplishments:

Number assisted:

	Owner		Renter		Total		Person
	Total	Hispanic	Total	Hispanic	Total	Hispanic	
White:	0	0	0	0	0	0	0
Black/African American:	0	0	0	0	0	0	0
Asian:	0	0	0	0	0	0	0
American Indian/Alaskan Native:	0	0	0	0	0	0	0
Native Hawaiian/Other Pacific Islander:	0	0	0	0	0	0	0
American Indian/Alaskan Native & White:	0	0	0	0	0	0	0
Asian White:	0	0	0	0	0	0	0
Black/African American & White:	0	0	0	0	0	0	0
American Indian/Alaskan Native & Black/African American:	0	0	0	0	0	0	0
Other multi-racial:	0	0	0	0	0	0	0
Asian/Pacific Islander:	0	0	0	0	0	0	0
Hispanic:	0	0	0	0	0	0	0
Total:	0	0	0	0	0	0	0
Female-headed Households:	0		0		0		

Income Category:

	Owner	Renter	Total	Person
Extremely Low	0	0	0	0
Low Mod	0	0	0	0
Moderate	0	0	0	0
Non Low Moderate	0	0	0	0
Total	0	0	0	0
Percent Low/Mod	0.0%	0.0%	0.0%	0.0%

Annual Accomplishments

Accomplishment Narrative

Year # Benefiting

2018 0 procurement of professional services underway / complete

UGLG:

Grant Year: 2018

Project: 0001 - 2018 CD

Objective:

IDIS Activity: 44193 - 7218339 New Summerfield

Outcome:

Activity to prevent, prepare for, and respond to Coronavirus: No

Status: Completed 01/11/2021

Matrix Code: General Program Administration (21A)

Location:

National Objective:

Initial Funding Date: 01/11/2019

Description:

Financing:

local admin

Funded Amount: \$30,250.00

Net Drawn: \$30,250.00

Balance: \$0.00

Proposed Accomplishments:

: 0

Total Population in Service Area: 0

Census Tract Percent Low / Mod: 0.00

Actual Accomplishments:

Number assisted:

	Owner		Renter		Total		Person
	Total	Hispanic	Total	Hispanic	Total	Hispanic	
White:	0	0	0	0	0	0	0
Black/African American:	0	0	0	0	0	0	0
Asian:	0	0	0	0	0	0	0
American Indian/Alaskan Native:	0	0	0	0	0	0	0
Native Hawaiian/Other Pacific Islander:	0	0	0	0	0	0	0
American Indian/Alaskan Native & White:	0	0	0	0	0	0	0
Asian White:	0	0	0	0	0	0	0
Black/African American & White:	0	0	0	0	0	0	0
American Indian/Alaskan Native & Black/African American:	0	0	0	0	0	0	0
Other multi-racial:	0	0	0	0	0	0	0
Asian/Pacific Islander:	0	0	0	0	0	0	0
Hispanic:	0	0	0	0	0	0	0
Total:	0	0	0	0	0	0	0
Female-headed Households:	0		0		0		

Income Category:

	Owner	Renter	Total	Person
Extremely Low	0	0	0	0
Low Mod	0	0	0	0
Moderate	0	0	0	0
Non Low Moderate	0	0	0	0
Total	0	0	0	0
Percent Low/Mod	0.0%	0.0%	0.0%	0.0%

Annual Accomplishments

Accomplishment Narrative

Year # Benefiting

UGLG: NEW SUMMERFIELD

Grant Year: 2018

Project: 0001 - 2018 CD

Objective: Create suitable living environments

IDIS Activity: 44194 - 7218339 New Summerfield

Outcome: Sustainability

Activity to prevent, prepare for, and respond to Coronavirus: No

Status: Completed 01/11/2021

Matrix Code: Water/Sewer Improvements (03J)

Location:

PO Box 38 New Summerfield, TX 75780-0038

National Objective: LMA

Initial Funding Date: 01/11/2019

Financing:

Funded Amount: \$244,750.00

Net Drawn: \$244,750.00

Balance: \$0.00

Description:

Contractor shall replace five thousand five hundred linear feet (5,500 l.f.) on six-inch (6")

Proposed Accomplishments:

People (General) : 1,210

Total Population in Service Area: 1,210

Census Tract Percent Low / Mod: 58.20

Actual Accomplishments:

Number assisted:

Owner Renter Total



	Total	Hispanic	Total	Hispanic	Total	Hispanic	Person
White:	0	0	0	0	0	0	0
Black/African American:	0	0	0	0	0	0	0
Asian:	0	0	0	0	0	0	0
American Indian/Alaskan Native:	0	0	0	0	0	0	0
Native Hawaiian/Other Pacific Islander:	0	0	0	0	0	0	0
American Indian/Alaskan Native & White:	0	0	0	0	0	0	0
Asian White:	0	0	0	0	0	0	0
Black/African American & White:	0	0	0	0	0	0	0
American Indian/Alaskan Native & Black/African American:	0	0	0	0	0	0	0
Other multi-racial:	0	0	0	0	0	0	0
Asian/Pacific Islander:	0	0	0	0	0	0	0
Hispanic:	0	0	0	0	0	0	0
Total:	0	0	0	0	0	0	0
Female-headed Households:	0		0		0		

Income Category:

	Owner	Renter	Total	Person
Extremely Low	0	0	0	0
Low Mod	0	0	0	0
Moderate	0	0	0	0
Non Low Moderate	0	0	0	0
Total	0	0	0	0
Percent Low/Mod	0.0%	0.0%	0.0%	0.0%

Annual Accomplishments

Accomplishment Narrative

Year # Benefiting

2020 0 \$0.00

UGLG:

Grant Year: 2018

Project: 0001 - 2018 CD

Objective:

IDIS Activity: 44195 - 7218340 Newark

Outcome:

Activity to prevent, prepare for, and respond to Coronavirus: No

Status: Completed 04/06/2021

Matrix Code: General Program Administration (21A)

Location:

National Objective:

Initial Funding Date: 01/11/2019  
 Financing:  
 Funded Amount: \$30,000.00  
 Net Drawn: \$30,000.00  
 Balance: \$0.00

Description:  
local admin

Proposed Accomplishments:

: 0  
 Total Population in Service Area: 0  
 Census Tract Percent Low / Mod: 0.00

Actual Accomplishments:

Number assisted:

	Owner		Renter		Total		Person
	Total	Hispanic	Total	Hispanic	Total	Hispanic	
White:	0	0	0	0	0	0	0
Black/African American:	0	0	0	0	0	0	0
Asian:	0	0	0	0	0	0	0
American Indian/Alaskan Native:	0	0	0	0	0	0	0
Native Hawaiian/Other Pacific Islander:	0	0	0	0	0	0	0
American Indian/Alaskan Native & White:	0	0	0	0	0	0	0
Asian White:	0	0	0	0	0	0	0
Black/African American & White:	0	0	0	0	0	0	0
American Indian/Alaskan Native & Black/African American:	0	0	0	0	0	0	0
Other multi-racial:	0	0	0	0	0	0	0
Asian/Pacific Islander:	0	0	0	0	0	0	0
Hispanic:	0	0	0	0	0	0	0
Total:	0	0	0	0	0	0	0
Female-headed Households:	0		0		0		

Income Category:

Owner	Renter	Total	Person
-------	--------	-------	--------

Extremely Low	0	0	0	0
Low Mod	0	0	0	0
Moderate	0	0	0	0
Non Low Moderate	0	0	0	0
Total	0	0	0	0
Percent Low/Mod	0.0%	0.0%	0.0%	0.0%

Annual Accomplishments Accomplishment Narrative

Year # Benefiting  
 UGLG: NEWARK  
 Grant Year: 2018

Project: 0001 - 2018 CD

Objective: Create suitable living environments

IDIS Activity: 44196 - 7218340 Newark

Outcome: Sustainability

Activity to prevent, prepare for, and respond to Coronavirus: No

Status: Completed 03/16/2021

Matrix Code: Water/Sewer Improvements (03J)

Location:

PO Box 156 Newark, TX 76071-0156

National Objective: LMA

Initial Funding Date: 01/11/2019  
 Financing:  
 Funded Amount: \$245,000.00  
 Net Drawn: \$245,000.00  
 Balance: \$0.00

Description:  
 Contractor shall construct three (3) fifty gallon per minute (50 g.p.m.) deep water wells, electrical, and all associated appurtenances.  
 Construction shall take place at the intersection of 7 Hills Drive and CR 4651, 1,300 l.f.

Proposed Accomplishments:

People (General) : 899  
 Total Population in Service Area: 899  
 Census Tract Percent Low / Mod: 82.00

Actual Accomplishments:

Number assisted:

Owner		Renter		Total		Person
Total	Hispanic	Total	Hispanic	Total	Hispanic	

White:	0	0	0	0	0	0	0
Black/African American:	0	0	0	0	0	0	0
Asian:	0	0	0	0	0	0	0
American Indian/Alaskan Native:	0	0	0	0	0	0	0
Native Hawaiian/Other Pacific Islander:	0	0	0	0	0	0	0
American Indian/Alaskan Native & White:	0	0	0	0	0	0	0
Asian White:	0	0	0	0	0	0	0
Black/African American & White:	0	0	0	0	0	0	0
American Indian/Alaskan Native & Black/African American:	0	0	0	0	0	0	0
Other multi-racial:	0	0	0	0	0	0	0
Asian/Pacific Islander:	0	0	0	0	0	0	0
Hispanic:	0	0	0	0	0	0	0
Total:	0	0	0	0	0	0	0
Female-headed Households:	0		0		0		0

Income Category:

	Owner	Renter	Total	Person
Extremely Low	0	0	0	0
Low Mod	0	0	0	0
Moderate	0	0	0	0
Non Low Moderate	0	0	0	0
Total	0	0	0	0
Percent Low/Mod	0.0%	0.0%	0.0%	0.0%

Annual Accomplishments

Accomplishment Narrative

Year # Benefiting  
2018

0 environmental review in progress

UGLG:

Grant Year: 2018

Project: 0001 - 2018 CD

Objective:

IDIS Activity: 44197 - 7218341 Newton

Outcome:

Activity to prevent, prepare for, and respond to Coronavirus: No

Status: Completed 07/15/2021

Matrix Code: General Program Administration (21A)

Location:

, -

National Objective:

Initial Funding Date: 01/11/2019  
 Financing:  
 Funded Amount: \$31,500.00  
 Net Drawn: \$31,500.00  
 Balance: \$0.00

Description:  
 local admin

Proposed Accomplishments:

: 0

Total Population in Service Area: 0

Census Tract Percent Low / Mod: 0.00

Actual Accomplishments:

Number assisted:

	Owner		Renter		Total		Person
	Total	Hispanic	Total	Hispanic	Total	Hispanic	
White:	0	0	0	0	0	0	0
Black/African American:	0	0	0	0	0	0	0
Asian:	0	0	0	0	0	0	0
American Indian/Alaskan Native:	0	0	0	0	0	0	0
Native Hawaiian/Other Pacific Islander:	0	0	0	0	0	0	0
American Indian/Alaskan Native & White:	0	0	0	0	0	0	0
Asian White:	0	0	0	0	0	0	0
Black/African American & White:	0	0	0	0	0	0	0
American Indian/Alaskan Native & Black/African American:	0	0	0	0	0	0	0
Other multi-racial:	0	0	0	0	0	0	0
Asian/Pacific Islander:	0	0	0	0	0	0	0
Hispanic:	0	0	0	0	0	0	0
Total:	0	0	0	0	0	0	0
Female-headed Households:	0		0		0		

Income Category:

	Owner	Renter	Total	Person
Extremely Low	0	0	0	0
Low Mod	0	0	0	0

Moderate	0	0	0	0
Non Low Moderate	0	0	0	0
Total	0	0	0	0
Percent Low/Mod	0.0%	0.0%	0.0%	0.0%

Annual Accomplishments Accomplishment Narrative

Year # Benefiting  
 UGLG: CITY OF NEWTON  
 Grant Year: 2018  
 Project: 0001 - 2018 CD

Objective: Create suitable living environments

IDIS Activity: 44198 - 7218341 Newton

Outcome: Sustainability

Activity to prevent, prepare for, and respond to Coronavirus: No

Status: Completed 07/15/2021

Matrix Code: Water/Sewer Improvements (03J)

Location:  
 101 W North St Newton, TX 75966-3220

National Objective: LMA

Initial Funding Date: 01/11/2019  
 Financing:  
 Funded Amount: \$243,500.00  
 Net Drawn: \$243,500.00  
 Balance: \$0.00

Description:  
 Contractor shall rehabilitate two (2) elevated water storage tanks by sandblasting, welding, application of coating system, and all associated appurtenances.  
 Construction shall take place at the downtown storage tank located at the intersection of

Proposed Accomplishments:

People (General) : 1,791  
 Total Population in Service Area: 1,791  
 Census Tract Percent Low / Mod: 62.40

Actual Accomplishments:

Number assisted:

	Owner		Renter		Total		
	Total	Hispanic	Total	Hispanic	Total	Hispanic	Person
White:	0	0	0	0	0	0	0
Black/African American:	0	0	0	0	0	0	0

Asian:	0	0	0	0	0	0	0
American Indian/Alaskan Native:	0	0	0	0	0	0	0
Native Hawaiian/Other Pacific Islander:	0	0	0	0	0	0	0
American Indian/Alaskan Native & White:	0	0	0	0	0	0	0
Asian White:	0	0	0	0	0	0	0
Black/African American & White:	0	0	0	0	0	0	0
American Indian/Alaskan Native & Black/African American:	0	0	0	0	0	0	0
Other multi-racial:	0	0	0	0	0	0	0
Asian/Pacific Islander:	0	0	0	0	0	0	0
Hispanic:	0	0	0	0	0	0	0
Total:	0	0	0	0	0	0	0
Female-headed Households:	0		0		0		

Income Category:

	Owner	Renter	Total	Person
Extremely Low	0	0	0	0
Low Mod	0	0	0	0
Moderate	0	0	0	0
Non Low Moderate	0	0	0	0
Total	0	0	0	0
Percent Low/Mod	0.0%	0.0%	0.0%	0.0%

Annual Accomplishments

Accomplishment Narrative

Year # Benefiting

2018 0 procurement of professional services underway / complete

UGLG:

Grant Year: 2018

Project: 0004 - 2018 ED

Objective:

IDIS Activity: 44214 - 7218072 Brownfield

Outcome:

Activity to prevent, prepare for, and respond to Coronavirus: No

Status: Open

Matrix Code: General Program Administration (21A)

Location:

National Objective:

Initial Funding Date: 01/15/2019  
 Financing:  
 Funded Amount: \$24,500.00  
 Net Drawn: \$22,050.00  
 Balance: \$2,450.00

Description:  
 local admin

Proposed Accomplishments:

: 0  
 Total Population in Service Area: 0  
 Census Tract Percent Low / Mod: 0.00

Actual Accomplishments:

Number assisted:

	Owner		Renter		Total		Person
	Total	Hispanic	Total	Hispanic	Total	Hispanic	
White:	0	0	0	0	0	0	0
Black/African American:	0	0	0	0	0	0	0
Asian:	0	0	0	0	0	0	0
American Indian/Alaskan Native:	0	0	0	0	0	0	0
Native Hawaiian/Other Pacific Islander:	0	0	0	0	0	0	0
American Indian/Alaskan Native & White:	0	0	0	0	0	0	0
Asian White:	0	0	0	0	0	0	0
Black/African American & White:	0	0	0	0	0	0	0
American Indian/Alaskan Native & Black/African American:	0	0	0	0	0	0	0
Other multi-racial:	0	0	0	0	0	0	0
Asian/Pacific Islander:	0	0	0	0	0	0	0
Hispanic:	0	0	0	0	0	0	0
Total:	0	0	0	0	0	0	0
Female-headed Households:	0		0		0		

Income Category:

	Owner	Renter	Total	Person
Extremely Low	0	0	0	0
Low Mod	0	0	0	0
Moderate	0	0	0	0
Non Low Moderate	0	0	0	0



Total 0 0 0 0  
 Percent Low/Mod 0.0% 0.0% 0.0% 0.0%

Annual Accomplishments Accomplishment Narrative

Year # Benefiting  
 UGLG: BROWNFIELD  
 Grant Year: 2018  
 Project: 0004 - 2018 ED

Objective: Create suitable living environments

IDIS Activity: 44215 - 7218072 Brownfield  
 Activity to prevent, prepare for, and respond to Coronavirus: No

Outcome: Availability/accessibility

Status: Open  
 Location:  
 201 W Broadway St Brownfield, TX 79316-4429

Matrix Code: Sidewalks (03L)

National Objective: SBA

Initial Funding Date: 01/15/2019  
 Financing:  
 Funded Amount: \$225,500.00  
 Net Drawn: \$225,500.00  
 Balance: \$0.00

Description:  
 The purpose of this Economic Development project is to provide infrastructure improvements in the form of sidewalk improvements in the downtown area designated by the Contractor.

Proposed Accomplishments:  
 People (General) : 8,370  
 Total Population in Service Area: 0  
 Census Tract Percent Low / Mod: 0.00

Actual Accomplishments:

Number assisted:

	Owner		Renter		Total		
	Total	Hispanic	Total	Hispanic	Total	Hispanic	Person
White:	0	0	0	0	0	0	0
Black/African American:	0	0	0	0	0	0	0
Asian:	0	0	0	0	0	0	0
American Indian/Alaskan Native:	0	0	0	0	0	0	0

Native Hawaiian/Other Pacific Islander:	0	0	0	0	0	0	0
American Indian/Alaskan Native & White:	0	0	0	0	0	0	0
Asian White:	0	0	0	0	0	0	0
Black/African American & White:	0	0	0	0	0	0	0
American Indian/Alaskan Native & Black/African American:	0	0	0	0	0	0	0
Other multi-racial:	0	0	0	0	0	0	0
Asian/Pacific Islander:	0	0	0	0	0	0	0
Hispanic:	0	0	0	0	0	0	0
Total:	0	0	0	0	0	0	0
Female-headed Households:	0		0		0		

Income Category:

	Owner	Renter	Total	Person
Extremely Low	0	0	0	0
Low Mod	0	0	0	0
Moderate	0	0	0	0
Non Low Moderate	0	0	0	0
Total	0	0	0	0
Percent Low/Mod	0.0%	0.0%	0.0%	0.0%

Annual Accomplishments

Accomplishment Narrative

Year # Benefiting  
 2018 0 CDBG contract prepared and routed for approval

UGLG: CITY OF CLEVELAND  
 Grant Year: 2018  
 Project: 0004 - 2018 ED

IDIS Activity: 44216 - 7218082 Cleveland  
 Activity to prevent, prepare for, and respond to Coronavirus: No

Status: Open  
 Location:  
 907 E Houston St Cleveland, TX 77327-4602

Objective: Create suitable living environments

Outcome: Availability/accessibility

Matrix Code: Other Public Improvements Not Listed in 03A-03S (03Z)

National Objective: LMA

Initial Funding Date: 01/15/2019

Financing: The minimum necessary activities shall consist of

Funded Amount: \$101,000.00  
 Net Drawn: \$101,000.00  
 Balance: \$0.00

installing approximately one thousand four linear feet (1,004 l.f.) concrete sidewalk, eight (8) ADA accessible curb ramps, one thousand five hundred thirty square yards (1,530 s.y.)

Proposed Accomplishments:

People (General) : 7,480  
 Total Population in Service Area: 7,480  
 Census Tract Percent Low / Mod: 64.40

Actual Accomplishments:

Number assisted:

	Owner		Renter		Total		Person
	Total	Hispanic	Total	Hispanic	Total	Hispanic	
White:	0	0	0	0	0	0	0
Black/African American:	0	0	0	0	0	0	0
Asian:	0	0	0	0	0	0	0
American Indian/Alaskan Native:	0	0	0	0	0	0	0
Native Hawaiian/Other Pacific Islander:	0	0	0	0	0	0	0
American Indian/Alaskan Native & White:	0	0	0	0	0	0	0
Asian White:	0	0	0	0	0	0	0
Black/African American & White:	0	0	0	0	0	0	0
American Indian/Alaskan Native & Black/African American:	0	0	0	0	0	0	0
Other multi-racial:	0	0	0	0	0	0	0
Asian/Pacific Islander:	0	0	0	0	0	0	0
Hispanic:	0	0	0	0	0	0	0
Total:	0	0	0	0	0	0	0
Female-headed Households:	0		0		0		

Income Category:

	Owner	Renter	Total	Person
Extremely Low	0	0	0	0
Low Mod	0	0	0	0
Moderate	0	0	0	0
Non Low Moderate	0	0	0	0
Total	0	0	0	0
Percent Low/Mod	0.0%	0.0%	0.0%	0.0%

Annual Accomplishments                      Accomplishment Narrative  
 Year                      # Benefiting  
 2018                      0 CDBG contract prepared and routed for approval

UGLG:                      CITY OF CLEVELAND

Grant Year:                      2018

Project:                      0004 - 2018 ED

Objective:                      Create suitable living environments

IDIS Activity:                      44217 - 7218082 Cleveland

Outcome:                      Availability/accessibility

Activity to prevent, prepare for, and respond to Coronavirus:                      No

Status:                      Open

Matrix Code:                      Sidewalks (03L)

Location:

907 E Houston St    Cleveland, TX 77327-4602

National Objective: LMA

Initial Funding Date:                      01/15/2019

Financing:

Funded Amount:                      \$130,300.00

Net Drawn:                      \$130,300.00

Balance:                      \$0.00

Description:

The minimum necessary activities shall consist of installing approximately one thousand four linear feet (1,004 l.f.) concrete sidewalk, eight (8) ADA accessible curb ramps, one thousand five hundred thirty square yards (1,530 s.y.) of

Proposed Accomplishments:

People (General) : 7,480

Total Population in Service Area: 7,480

Census Tract Percent Low / Mod: 64.40

Actual Accomplishments:

Number assisted:

	Owner		Renter		Total		Person
	Total	Hispanic	Total	Hispanic	Total	Hispanic	
White:	0	0	0	0	0	0	0
Black/African American:	0	0	0	0	0	0	0
Asian:	0	0	0	0	0	0	0
American Indian/Alaskan Native:	0	0	0	0	0	0	0
Native Hawaiian/Other Pacific Islander:	0	0	0	0	0	0	0
American Indian/Alaskan Native & White:	0	0	0	0	0	0	0

Asian White:	0	0	0	0	0	0	0
Black/African American & White:	0	0	0	0	0	0	0
American Indian/Alaskan Native & Black/African American:	0	0	0	0	0	0	0
Other multi-racial:	0	0	0	0	0	0	0
Asian/Pacific Islander:	0	0	0	0	0	0	0
Hispanic:	0	0	0	0	0	0	0
Total:	0	0	0	0	0	0	0
Female-headed Households:	0		0		0		

Income Category:

	Owner	Renter	Total	Person
Extremely Low	0	0	0	0
Low Mod	0	0	0	0
Moderate	0	0	0	0
Non Low Moderate	0	0	0	0
Total	0	0	0	0
Percent Low/Mod	0.0%	0.0%	0.0%	0.0%

Annual Accomplishments

Accomplishment Narrative

Year # Benefiting  
 UGLG: FLORESVILLE  
 Grant Year: 2018  
 Project: 0004 - 2018 ED

Objective: Create suitable living environments

IDIS Activity: 44220 - 7218092 Floresville  
 Activity to prevent, prepare for, and respond to Coronavirus: No

Outcome: Availability/accessibility

Status: Open  
 Location:  
 1120 D St Floresville, TX 78114-2232

Matrix Code: Sidewalks (03L)

National Objective: LMA

Initial Funding Date: 01/15/2019  
 Financing:  
 Funded Amount: \$218,000.00  
 Net Drawn: \$218,000.00

Description:  
 The  
 ~~~~~  
 ~~~~~

Balance: \$0.00

Proposed Accomplishments:

People (General) : 6,145  
 Total Population in Service Area: 6,145  
 Census Tract Percent Low / Mod: 54.20

Actual Accomplishments:

Number assisted:

	Owner		Renter		Total		Person
	Total	Hispanic	Total	Hispanic	Total	Hispanic	
White:	0	0	0	0	0	0	0
Black/African American:	0	0	0	0	0	0	0
Asian:	0	0	0	0	0	0	0
American Indian/Alaskan Native:	0	0	0	0	0	0	0
Native Hawaiian/Other Pacific Islander:	0	0	0	0	0	0	0
American Indian/Alaskan Native & White:	0	0	0	0	0	0	0
Asian White:	0	0	0	0	0	0	0
Black/African American & White:	0	0	0	0	0	0	0
American Indian/Alaskan Native & Black/African American:	0	0	0	0	0	0	0
Other multi-racial:	0	0	0	0	0	0	0
Asian/Pacific Islander:	0	0	0	0	0	0	0
Hispanic:	0	0	0	0	0	0	0
Total:	0	0	0	0	0	0	0
Female-headed Households:	0		0		0		

Income Category:

	Owner	Renter	Total	Person
Extremely Low	0	0	0	0
Low Mod	0	0	0	0
Moderate	0	0	0	0
Non Low Moderate	0	0	0	0
Total	0	0	0	0
Percent Low/Mod	0.0%	0.0%	0.0%	0.0%

Annual Accomplishments

Accomplishment Narrative

Year # Benefiting

2018 0 procurement of professional services underway / complete

UGLG:

Grant Year: 2018

Project: 0004 - 2018 ED

Objective:

IDIS Activity: 44224 - 7218112 Groom

Outcome:

Activity to prevent, prepare for, and respond to Coronavirus: No

Status: Open

Matrix Code: Indirect Costs (21B)

Location:

National Objective:

Initial Funding Date: 01/15/2019

Description:

Financing:

local admin

Funded Amount: \$15,000.00

Net Drawn: \$12,000.00

Balance: \$3,000.00

Proposed Accomplishments:

: 0

Total Population in Service Area: 0

Census Tract Percent Low / Mod: 0.00

Actual Accomplishments:

Number assisted:

	Owner		Renter		Total		Person
	Total	Hispanic	Total	Hispanic	Total	Hispanic	
White:	0	0	0	0	0	0	0
Black/African American:	0	0	0	0	0	0	0
Asian:	0	0	0	0	0	0	0
American Indian/Alaskan Native:	0	0	0	0	0	0	0
Native Hawaiian/Other Pacific Islander:	0	0	0	0	0	0	0
American Indian/Alaskan Native & White:	0	0	0	0	0	0	0
Asian White:	0	0	0	0	0	0	0
Black/African American & White:	0	0	0	0	0	0	0

American Indian/Alaskan Native & Black/African American:	0	0	0	0	0	0	0
Other multi-racial:	0	0	0	0	0	0	0
Asian/Pacific Islander:	0	0	0	0	0	0	0
Hispanic:	0	0	0	0	0	0	0
Total:	0	0	0	0	0	0	0
Female-headed Households:	0		0		0		0

Income Category:

	Owner	Renter	Total	Person
Extremely Low	0	0	0	0
Low Mod	0	0	0	0
Moderate	0	0	0	0
Non Low Moderate	0	0	0	0
Total	0	0	0	0
Percent Low/Mod	0.0%	0.0%	0.0%	0.0%

Annual Accomplishments

Accomplishment Narrative

Year # Benefiting  
 UGLG: GROOM  
 Grant Year: 2018  
 Project: 0004 - 2018 ED

Objective: Create suitable living environments

IDIS Activity: 44225 - 7218112 Groom

Outcome: Availability/accessibility

Activity to prevent, prepare for, and respond to Coronavirus: No

Status: Open

Matrix Code: Sidewalks (03L)

Location:

PO Box 217 Groom, TX 79039-0217

National Objective: SBA

Initial Funding Date: 01/15/2019  
 Financing:  
 Funded Amount: \$214,956.00  
 Net Drawn: \$212,950.20  
 Balance: \$2,005.80

Description:  
 The minimum necessary activities shall consist of installing approximately six hundred linear feet (600 l.f.) of concrete sidewalk, electrical improvements, one hundred twenty-five linear feet (125 l.f.) of pavement, regrading, and necessary appurtenances.



Proposed Accomplishments:

People (General) : 555

Total Population in Service Area: 0

Census Tract Percent Low / Mod: 0.00

Actual Accomplishments:

Number assisted:

	Owner		Renter		Total		Person
	Total	Hispanic	Total	Hispanic	Total	Hispanic	
White:	0	0	0	0	0	0	0
Black/African American:	0	0	0	0	0	0	0
Asian:	0	0	0	0	0	0	0
American Indian/Alaskan Native:	0	0	0	0	0	0	0
Native Hawaiian/Other Pacific Islander:	0	0	0	0	0	0	0
American Indian/Alaskan Native & White:	0	0	0	0	0	0	0
Asian White:	0	0	0	0	0	0	0
Black/African American & White:	0	0	0	0	0	0	0
American Indian/Alaskan Native & Black/African American:	0	0	0	0	0	0	0
Other multi-racial:	0	0	0	0	0	0	0
Asian/Pacific Islander:	0	0	0	0	0	0	0
Hispanic:	0	0	0	0	0	0	0
Total:	0	0	0	0	0	0	0
Female-headed Households:	0		0		0		

Income Category:

	Owner	Renter	Total	Person
Extremely Low	0	0	0	0
Low Mod	0	0	0	0
Moderate	0	0	0	0
Non Low Moderate	0	0	0	0
Total	0	0	0	0
Percent Low/Mod	0.0%	0.0%	0.0%	0.0%

Annual Accomplishments

Accomplishment Narrative

Year # Benefiting

UGLG:

Grant Year: 2018

Project: 0004 - 2018 ED

Objective:

IDIS Activity: 44228 - 7218132 Idalou

Outcome:

Activity to prevent, prepare for, and respond to Coronavirus: No

Status: Open

Matrix Code: General Program Administration (21A)

Location:

National Objective:

Initial Funding Date: 01/29/2019

Description:

Financing:

local admin

Funded Amount: \$25,000.00

Net Drawn: \$22,500.00

Balance: \$2,500.00

Proposed Accomplishments:

: 0

Total Population in Service Area: 0

Census Tract Percent Low / Mod: 0.00

Actual Accomplishments:

Number assisted:

	Owner		Renter		Total		Person
	Total	Hispanic	Total	Hispanic	Total	Hispanic	
White:	0	0	0	0	0	0	0
Black/African American:	0	0	0	0	0	0	0
Asian:	0	0	0	0	0	0	0
American Indian/Alaskan Native:	0	0	0	0	0	0	0
Native Hawaiian/Other Pacific Islander:	0	0	0	0	0	0	0
American Indian/Alaskan Native & White:	0	0	0	0	0	0	0
Asian White:	0	0	0	0	0	0	0
Black/African American & White:	0	0	0	0	0	0	0
American Indian/Alaskan Native & Black/African American:	0	0	0	0	0	0	0
Other multi-racial:	0	0	0	0	0	0	0
Asian/Pacific Islander:	0	0	0	0	0	0	0

Hispanic:	0	0	0	0	0	0	0
Total:	0	0	0	0	0	0	0
Female-headed Households:	0		0		0		

Income Category:

	Owner	Renter	Total	Person
Extremely Low	0	0	0	0
Low Mod	0	0	0	0
Moderate	0	0	0	0
Non Low Moderate	0	0	0	0
Total	0	0	0	0
Percent Low/Mod	0.0%	0.0%	0.0%	0.0%

Annual Accomplishments

Accomplishment Narrative

Year # Benefiting

UGLG: IDALOU

Grant Year: 2018

Project: 0004 - 2018 ED

Objective: Create suitable living environments

IDIS Activity: 44229 - 7218132 Idalou

Outcome: Availability/accessibility

Activity to prevent, prepare for, and respond to Coronavirus: No

Status: Open

Matrix Code: Sidewalks (03L)

Location:

PO Box 1277 Idalou, TX 79329-1277

National Objective: SBA

Initial Funding Date: 01/29/2019

Financing:

Funded Amount: \$7,000.00

Net Drawn: \$7,000.00

Balance: \$0.00

Description:  
pending revision

Proposed Accomplishments:

People (General) : 2,590

Total Population in Service Area: 0

Census Tract Percent Low / Mod: 0.00

Actual Accomplishments:

Number assisted:

	Owner		Renter		Total		Person
	Total	Hispanic	Total	Hispanic	Total	Hispanic	
White:	0	0	0	0	0	0	0
Black/African American:	0	0	0	0	0	0	0
Asian:	0	0	0	0	0	0	0
American Indian/Alaskan Native:	0	0	0	0	0	0	0
Native Hawaiian/Other Pacific Islander:	0	0	0	0	0	0	0
American Indian/Alaskan Native & White:	0	0	0	0	0	0	0
Asian White:	0	0	0	0	0	0	0
Black/African American & White:	0	0	0	0	0	0	0
American Indian/Alaskan Native & Black/African American:	0	0	0	0	0	0	0
Other multi-racial:	0	0	0	0	0	0	0
Asian/Pacific Islander:	0	0	0	0	0	0	0
Hispanic:	0	0	0	0	0	0	0
Total:	0	0	0	0	0	0	0
Female-headed Households:	0		0		0		

Income Category:

	Owner	Renter	Total	Person
Extremely Low	0	0	0	0
Low Mod	0	0	0	0
Moderate	0	0	0	0
Non Low Moderate	0	0	0	0
Total	0	0	0	0
Percent Low/Mod	0.0%	0.0%	0.0%	0.0%

Annual Accomplishments

Accomplishment Narrative

Year # Benefiting

UGLG:

Grant Year: 2018

Project: 0004 - 2018 ED

Objective:

IDIS Activity: 44235 - 7218152 Paris

Outcome:

Activity to prevent, prepare for, and respond to Coronavirus: No

Status: Open

Matrix Code: General Program Administration (21A)

Location:

National Objective:

Initial Funding Date: 01/16/2019

Description:

Financing:

local admin

Funded Amount: \$5,000.00

Net Drawn: \$4,500.00

Balance: \$500.00

Proposed Accomplishments:

: 0

Total Population in Service Area: 0

Census Tract Percent Low / Mod: 0.00

Actual Accomplishments:

Number assisted:

	Owner		Renter		Total		Person
	Total	Hispanic	Total	Hispanic	Total	Hispanic	
White:	0	0	0	0	0	0	0
Black/African American:	0	0	0	0	0	0	0
Asian:	0	0	0	0	0	0	0
American Indian/Alaskan Native:	0	0	0	0	0	0	0
Native Hawaiian/Other Pacific Islander:	0	0	0	0	0	0	0
American Indian/Alaskan Native & White:	0	0	0	0	0	0	0
Asian White:	0	0	0	0	0	0	0
Black/African American & White:	0	0	0	0	0	0	0
American Indian/Alaskan Native & Black/African American:	0	0	0	0	0	0	0
Other multi-racial:	0	0	0	0	0	0	0
Asian/Pacific Islander:	0	0	0	0	0	0	0
Hispanic:	0	0	0	0	0	0	0
Total:	0	0	0	0	0	0	0

Female-headed Households: 0 0 0

Income Category:

	Owner	Renter	Total	Person
Extremely Low	0	0	0	0
Low Mod	0	0	0	0
Moderate	0	0	0	0
Non Low Moderate	0	0	0	0
Total	0	0	0	0
Percent Low/Mod	0.0%	0.0%	0.0%	0.0%

Annual Accomplishments

Accomplishment Narrative

Year # Benefiting  
 UGLG: PARIS  
 Grant Year: 2018  
 Project: 0004 - 2018 ED

Objective: Create suitable living environments

IDIS Activity: 44236 - 7218152 Paris

Outcome: Availability/accessibility

Activity to prevent, prepare for, and respond to Coronavirus: No

Status: Open

Matrix Code: Sidewalks (03L)

Location:

PO Box 9037 Paris, TX 75461-9037

National Objective: SBA

Initial Funding Date: 01/28/2019

Description:

Financing:  
 Funded Amount: \$245,000.00  
 Net Drawn: \$219,269.04  
 Balance: \$25,730.96

The  
 ~~~~~  
 ~~~~~

Proposed Accomplishments:

People (General) : 24,900  
 Total Population in Service Area: 0  
 Census Tract Percent Low / Mod: 0.00

Actual Accomplishments:

Number assisted:

	Owner		Renter		Total		Person
	Total	Hispanic	Total	Hispanic	Total	Hispanic	
White:	0	0	0	0	0	0	0
Black/African American:	0	0	0	0	0	0	0
Asian:	0	0	0	0	0	0	0
American Indian/Alaskan Native:	0	0	0	0	0	0	0
Native Hawaiian/Other Pacific Islander:	0	0	0	0	0	0	0
American Indian/Alaskan Native & White:	0	0	0	0	0	0	0
Asian White:	0	0	0	0	0	0	0
Black/African American & White:	0	0	0	0	0	0	0
American Indian/Alaskan Native & Black/African American:	0	0	0	0	0	0	0
Other multi-racial:	0	0	0	0	0	0	0
Asian/Pacific Islander:	0	0	0	0	0	0	0
Hispanic:	0	0	0	0	0	0	0
Total:	0	0	0	0	0	0	0
Female-headed Households:	0		0		0		

Income Category:

	Owner	Renter	Total	Person
Extremely Low	0	0	0	0
Low Mod	0	0	0	0
Moderate	0	0	0	0
Non Low Moderate	0	0	0	0
Total	0	0	0	0
Percent Low/Mod	0.0%	0.0%	0.0%	0.0%

Annual Accomplishments

Accomplishment Narrative

Year # Benefiting  
2018 0 CDBG contract prepared and routed for approval

UGLG: PLAINVIEW

Grant Year: 2018

Project: 0004 - 2018 ED

Objective: Create suitable living environments

IDIS Activity: 44239 - 7218162 Plainview

Outcome: Availability/accessibility

Activity to prevent, prepare for, and respond to Coronavirus: No

Status: Open

Matrix Code: Sidewalks (03L)

Location:

901 Broadway St Plainview, TX 79072-7317

National Objective: SBA

Initial Funding Date: 01/16/2019

Description:

Financing:

pending revision

Funded Amount: \$225,000.00

Net Drawn: \$189,395.00

Balance: \$35,605.00

Proposed Accomplishments:

People (General) : 24,900

Total Population in Service Area: 0

Census Tract Percent Low / Mod: 0.00

Actual Accomplishments:

Number assisted:

	Owner		Renter		Total		Person
	Total	Hispanic	Total	Hispanic	Total	Hispanic	
White:	0	0	0	0	0	0	0
Black/African American:	0	0	0	0	0	0	0
Asian:	0	0	0	0	0	0	0
American Indian/Alaskan Native:	0	0	0	0	0	0	0
Native Hawaiian/Other Pacific Islander:	0	0	0	0	0	0	0
American Indian/Alaskan Native & White:	0	0	0	0	0	0	0
Asian White:	0	0	0	0	0	0	0
Black/African American & White:	0	0	0	0	0	0	0
American Indian/Alaskan Native & Black/African American:	0	0	0	0	0	0	0
Other multi-racial:	0	0	0	0	0	0	0
Asian/Pacific Islander:	0	0	0	0	0	0	0
Hispanic:	0	0	0	0	0	0	0
Total:	0	0	0	0	0	0	0
Female-headed Households:	0		0		0		

Income Category:



	Owner	Renter	Total	Person
Extremely Low	0	0	0	0
Low Mod	0	0	0	0
Moderate	0	0	0	0
Non Low Moderate	0	0	0	0
Total	0	0	0	0
Percent Low/Mod	0.0%	0.0%	0.0%	0.0%

Annual Accomplishments

Accomplishment Narrative

Year # Benefiting  
 2018 0 Direct Deposit Authorization for Hearne 7218199

UGLG: SAN AUGUSTINE

Grant Year: 2018

Project: 0004 - 2018 ED

Objective: Create suitable living environments

IDIS Activity: 44241 - 7218172 San Augustine

Outcome: Availability/accessibility

Activity to prevent, prepare for, and respond to Coronavirus: No

Status: Completed 06/28/2021

Matrix Code: Sidewalks (03L)

Location:

301 S Harrison St San Augustine, TX 75972-1912

National Objective: LMA

Initial Funding Date: 01/16/2019

Financing:

Funded Amount: \$53,594.71

Net Drawn: \$53,594.71

Balance: \$0.00

Description:

The minimum necessary activities are to consist of approximately two hundred fifty-eight square yards (258 s.y.) of four-inch (4") concrete sidewalk, two hundred twenty-five linear feet (225 l.f.) of curb and gutter, one hundred fifty-two linear feet (152 l.f.) of handrails.

Proposed Accomplishments:

People (General) : 2,250

Total Population in Service Area: 2,250

Census Tract Percent Low / Mod: 70.00

Actual Accomplishments:

Number assisted:

	Owner		Renter		Total		Person
	Total	Hispanic	Total	Hispanic	Total	Hispanic	
White:	0	0	0	0	0	0	0
Black/African American:	0	0	0	0	0	0	0
Asian:	0	0	0	0	0	0	0
American Indian/Alaskan Native:	0	0	0	0	0	0	0
Native Hawaiian/Other Pacific Islander:	0	0	0	0	0	0	0
American Indian/Alaskan Native & White:	0	0	0	0	0	0	0
Asian White:	0	0	0	0	0	0	0
Black/African American & White:	0	0	0	0	0	0	0
American Indian/Alaskan Native & Black/African American:	0	0	0	0	0	0	0
Other multi-racial:	0	0	0	0	0	0	0
Asian/Pacific Islander:	0	0	0	0	0	0	0
Hispanic:	0	0	0	0	0	0	0
Total:	0	0	0	0	0	0	0
Female-headed Households:	0		0		0		

Income Category:

	Owner	Renter	Total	Person
Extremely Low	0	0	0	0
Low Mod	0	0	0	0
Moderate	0	0	0	0
Non Low Moderate	0	0	0	0
Total	0	0	0	0
Percent Low/Mod	0.0%	0.0%	0.0%	0.0%

Annual Accomplishments

Accomplishment Narrative

Year # Benefiting  
2021 0 \$0.00

UGLG:  
Grant Year: 2018  
Project: 0004 - 2018 ED

Objective:

IDIS Activity: 44244 - 7218182 Slaton  
Activity to prevent, prepare for, and respond to Coronavirus: No

Outcome:

Status: Open

Matrix Code: General Program Administration (21A)

Location:

National Objective:

Initial Funding Date: 01/16/2019  
 Financing:  
 Funded Amount: \$11,350.00  
 Net Drawn: \$8,262.50  
 Balance: \$3,087.50

Description:  
local admin

Proposed Accomplishments:

: 0  
 Total Population in Service Area: 0  
 Census Tract Percent Low / Mod: 0.00

Actual Accomplishments:

Number assisted:

	Owner		Renter		Total		Person
	Total	Hispanic	Total	Hispanic	Total	Hispanic	
White:	0	0	0	0	0	0	0
Black/African American:	0	0	0	0	0	0	0
Asian:	0	0	0	0	0	0	0
American Indian/Alaskan Native:	0	0	0	0	0	0	0
Native Hawaiian/Other Pacific Islander:	0	0	0	0	0	0	0
American Indian/Alaskan Native & White:	0	0	0	0	0	0	0
Asian White:	0	0	0	0	0	0	0
Black/African American & White:	0	0	0	0	0	0	0
American Indian/Alaskan Native & Black/African American:	0	0	0	0	0	0	0
Other multi-racial:	0	0	0	0	0	0	0
Asian/Pacific Islander:	0	0	0	0	0	0	0
Hispanic:	0	0	0	0	0	0	0
Total:	0	0	0	0	0	0	0
Female-headed Households:	0		0		0		

Income Category:

Owner	Renter	Total	Person
-------	--------	-------	--------



White:	0	0	0	0	0	0	0
Black/African American:	0	0	0	0	0	0	0
Asian:	0	0	0	0	0	0	0
American Indian/Alaskan Native:	0	0	0	0	0	0	0
Native Hawaiian/Other Pacific Islander:	0	0	0	0	0	0	0
American Indian/Alaskan Native & White:	0	0	0	0	0	0	0
Asian White:	0	0	0	0	0	0	0
Black/African American & White:	0	0	0	0	0	0	0
American Indian/Alaskan Native & Black/African American:	0	0	0	0	0	0	0
Other multi-racial:	0	0	0	0	0	0	0
Asian/Pacific Islander:	0	0	0	0	0	0	0
Hispanic:	0	0	0	0	0	0	0
Total:	0	0	0	0	0	0	0
Female-headed Households:	0		0		0		0

Income Category:

	Owner	Renter	Total	Person
Extremely Low	0	0	0	0
Low Mod	0	0	0	0
Moderate	0	0	0	0
Non Low Moderate	0	0	0	0
Total	0	0	0	0
Percent Low/Mod	0.0%	0.0%	0.0%	0.0%

Annual Accomplishments

Accomplishment Narrative  
 Year # Benefiting  
 2018 0 CDBG contract prepared and routed for approval

UGLG:  
 Grant Year: 2018  
 Project: 0004 - 2018 ED

Objective:

IDIS Activity: 44248 - 7218212 Uvalde  
 Activity to prevent, prepare for, and respond to Coronavirus: No

Outcome:

Status: Open  
 Location:

Matrix Code: General Program Administration (21A)

National Objective:

Initial Funding Date: 01/16/2019  
Financing:  
Funded Amount: \$30,000.00  
Net Drawn: \$27,000.00  
Balance: \$3,000.00

Description:  
local admin

Proposed Accomplishments:  
: 0  
Total Population in Service Area: 0  
Census Tract Percent Low / Mod: 0.00

Actual Accomplishments:

Number assisted:

	Owner		Renter		Total		Person
	Total	Hispanic	Total	Hispanic	Total	Hispanic	
White:	0	0	0	0	0	0	0
Black/African American:	0	0	0	0	0	0	0
Asian:	0	0	0	0	0	0	0
American Indian/Alaskan Native:	0	0	0	0	0	0	0
Native Hawaiian/Other Pacific Islander:	0	0	0	0	0	0	0
American Indian/Alaskan Native & White:	0	0	0	0	0	0	0
Asian White:	0	0	0	0	0	0	0
Black/African American & White:	0	0	0	0	0	0	0
American Indian/Alaskan Native & Black/African American:	0	0	0	0	0	0	0
Other multi-racial:	0	0	0	0	0	0	0
Asian/Pacific Islander:	0	0	0	0	0	0	0
Hispanic:	0	0	0	0	0	0	0
Total:	0	0	0	0	0	0	0
Female-headed Households:	0		0		0		

Income Category:

	Owner	Renter	Total	Person
Extremely Low	0	0	0	0
Low Mod	0	0	0	0

Moderate	0	0	0	0
Non Low Moderate	0	0	0	0
Total	0	0	0	0
Percent Low/Mod	0.0%	0.0%	0.0%	0.0%

Annual Accomplishments Accomplishment Narrative

Year # Benefiting  
 UGLG: Uvalde  
 Grant Year: 2018

Project: 0004 - 2018 ED

Objective: Create suitable living environments

IDIS Activity: 44249 - 7218212 Uvalde

Outcome: Availability/accessibility

Activity to prevent, prepare for, and respond to Coronavirus: No

Status: Open

Matrix Code: Sidewalks (03L)

Location:

PO Box 799 Uvalde, TX 78802-0799

National Objective: SBA

Initial Funding Date: 01/16/2019  
 Financing:  
 Funded Amount: \$220,000.00  
 Net Drawn: \$220,000.00  
 Balance: \$0.00

Description:  
 The  
 minimum

Proposed Accomplishments:

People (General) : 15,460  
 Total Population in Service Area: 0  
 Census Tract Percent Low / Mod: 0.00

Actual Accomplishments:

Number assisted:

	Owner		Renter		Total		Person
	Total	Hispanic	Total	Hispanic	Total	Hispanic	
White:	0	0	0	0	0	0	0
Black/African American:	0	0	0	0	0	0	0

Asian:	0	0	0	0	0	0	0
American Indian/Alaskan Native:	0	0	0	0	0	0	0
Native Hawaiian/Other Pacific Islander:	0	0	0	0	0	0	0
American Indian/Alaskan Native & White:	0	0	0	0	0	0	0
Asian White:	0	0	0	0	0	0	0
Black/African American & White:	0	0	0	0	0	0	0
American Indian/Alaskan Native & Black/African American:	0	0	0	0	0	0	0
Other multi-racial:	0	0	0	0	0	0	0
Asian/Pacific Islander:	0	0	0	0	0	0	0
Hispanic:	0	0	0	0	0	0	0
Total:	0	0	0	0	0	0	0
Female-headed Households:	0		0		0		

Income Category:

	Owner	Renter	Total	Person
Extremely Low	0	0	0	0
Low Mod	0	0	0	0
Moderate	0	0	0	0
Non Low Moderate	0	0	0	0
Total	0	0	0	0
Percent Low/Mod	0.0%	0.0%	0.0%	0.0%

Annual Accomplishments

Accomplishment Narrative

Year # Benefiting

2018 0 CDBG contract prepared and routed for approval

UGLG:

Grant Year: 2018

Project: 0001 - 2018 CD

Objective:

IDIS Activity: 44255 - 7218349 Normangee

Outcome:

Activity to prevent, prepare for, and respond to Coronavirus: No

Status: Completed 05/12/2021

Matrix Code: General Program Administration (21A)

Location:

National Objective:



Initial Funding Date: 01/22/2019  
 Financing:  
 Funded Amount: \$30,250.00  
 Net Drawn: \$30,250.00  
 Balance: \$0.00

Description:  
 local admin

Proposed Accomplishments:

: 0  
 Total Population in Service Area: 0  
 Census Tract Percent Low / Mod: 0.00

Actual Accomplishments:

Number assisted:

	Owner		Renter		Total		Person
	Total	Hispanic	Total	Hispanic	Total	Hispanic	
White:	0	0	0	0	0	0	0
Black/African American:	0	0	0	0	0	0	0
Asian:	0	0	0	0	0	0	0
American Indian/Alaskan Native:	0	0	0	0	0	0	0
Native Hawaiian/Other Pacific Islander:	0	0	0	0	0	0	0
American Indian/Alaskan Native & White:	0	0	0	0	0	0	0
Asian White:	0	0	0	0	0	0	0
Black/African American & White:	0	0	0	0	0	0	0
American Indian/Alaskan Native & Black/African American:	0	0	0	0	0	0	0
Other multi-racial:	0	0	0	0	0	0	0
Asian/Pacific Islander:	0	0	0	0	0	0	0
Hispanic:	0	0	0	0	0	0	0
Total:	0	0	0	0	0	0	0
Female-headed Households:	0		0		0		

Income Category:

	Owner	Renter	Total	Person
Extremely Low	0	0	0	0
Low Mod	0	0	0	0
Moderate	0	0	0	0
Non Low Moderate	0	0	0	0

Total 0 0 0 0  
 Percent Low/Mod 0.0% 0.0% 0.0% 0.0%

Annual Accomplishments Accomplishment Narrative

Year # Benefiting  
 UGLG: NORMANGEE  
 Grant Year: 2018  
 Project: 0001 - 2018 CD

Objective: Create suitable living environments

IDIS Activity: 44256 - 7218349 Normangee  
 Activity to prevent, prepare for, and respond to Coronavirus: No

Outcome: Sustainability

Status: Completed 05/12/2021  
 Location:  
 PO Box 37 Normangee, TX 77871-0037

Matrix Code: Water/Sewer Improvements (03J)

National Objective: LMA

Initial Funding Date: 01/22/2019  
 Financing:  
 Funded Amount: \$243,173.00  
 Net Drawn: \$243,173.00  
 Balance: \$0.00

Description:  
 Contractor shall install one thousand nine hundred fifty linear feet (1,950 l.f.) of eight-inch (8) and ten-inch (10) sewer main, boring, manholes, service reconnections and all associated appurtenances.

Proposed Accomplishments:  
 People (General) : 590  
 Total Population in Service Area: 590  
 Census Tract Percent Low / Mod: 52.50

Actual Accomplishments:

Number assisted:

	Owner		Renter		Total		
	Total	Hispanic	Total	Hispanic	Total	Hispanic	Person
White:	0	0	0	0	0	0	0
Black/African American:	0	0	0	0	0	0	0
Asian:	0	0	0	0	0	0	0
American Indian/Alaskan Native:	0	0	0	0	0	0	0

Native Hawaiian/Other Pacific Islander:	0	0	0	0	0	0	0
American Indian/Alaskan Native & White:	0	0	0	0	0	0	0
Asian White:	0	0	0	0	0	0	0
Black/African American & White:	0	0	0	0	0	0	0
American Indian/Alaskan Native & Black/African American:	0	0	0	0	0	0	0
Other multi-racial:	0	0	0	0	0	0	0
Asian/Pacific Islander:	0	0	0	0	0	0	0
Hispanic:	0	0	0	0	0	0	0
Total:	0	0	0	0	0	0	0
Female-headed Households:	0		0		0		

Income Category:

	Owner	Renter	Total	Person
Extremely Low	0	0	0	0
Low Mod	0	0	0	0
Moderate	0	0	0	0
Non Low Moderate	0	0	0	0
Total	0	0	0	0
Percent Low/Mod	0.0%	0.0%	0.0%	0.0%

Annual Accomplishments

Accomplishment Narrative

Year	# Benefiting
2018	0 environmental review in progress

UGLG:

Grant Year: 2018

Project: 0001 - 2018 CD

Objective:

IDIS Activity: 44266 - 7218360 Pilot Point

Outcome:

Activity to prevent, prepare for, and respond to Coronavirus: No

Status: Completed 02/22/2021

Matrix Code: General Program Administration (21A)

Location:

National Objective:

Initial Funding Date: 01/22/2019

Description:

Financing:

local admin

Funded Amount: \$30,250.00  
 Net Drawn: \$30,250.00  
 Balance: \$0.00

Proposed Accomplishments:

: 0  
 Total Population in Service Area: 0  
 Census Tract Percent Low / Mod: 0.00

Actual Accomplishments:

Number assisted:

	Owner		Renter		Total		Person
	Total	Hispanic	Total	Hispanic	Total	Hispanic	
White:	0	0	0	0	0	0	0
Black/African American:	0	0	0	0	0	0	0
Asian:	0	0	0	0	0	0	0
American Indian/Alaskan Native:	0	0	0	0	0	0	0
Native Hawaiian/Other Pacific Islander:	0	0	0	0	0	0	0
American Indian/Alaskan Native & White:	0	0	0	0	0	0	0
Asian White:	0	0	0	0	0	0	0
Black/African American & White:	0	0	0	0	0	0	0
American Indian/Alaskan Native & Black/African American:	0	0	0	0	0	0	0
Other multi-racial:	0	0	0	0	0	0	0
Asian/Pacific Islander:	0	0	0	0	0	0	0
Hispanic:	0	0	0	0	0	0	0
Total:	0	0	0	0	0	0	0
Female-headed Households:	0		0		0		

Income Category:

	Owner	Renter	Total	Person
Extremely Low	0	0	0	0
Low Mod	0	0	0	0
Moderate	0	0	0	0
Non Low Moderate	0	0	0	0
Total	0	0	0	0
Percent Low/Mod	0.0%	0.0%	0.0%	0.0%

Annual Accomplishments                      Accomplishment Narrative

Year                      # Benefiting  
 UGLG:                      PILOT POINT  
 Grant Year:                      2018

Project:                      0001 - 2018 CD

Objective:                      Create suitable living environments

IDIS Activity:                      44267 - 7218360 Pilot Point

Outcome:                      Sustainability

Activity to prevent, prepare for, and respond to Coronavirus:                      No

Status:                      Completed    01/28/2021

Matrix Code:                      Water/Sewer Improvements (03J)

Location:

102 E Main St Pilot Point, TX 76258-4533

National Objective: LMA

Initial Funding Date:                      01/22/2019

Description:

Financing:  
 Funded Amount:                      \$236,806.18  
 Net Drawn:                      \$236,806.18  
 Balance:                      \$0.00

Contractor shall reconstruct approximately one thousand linear feet (1,000 l.f.) of street utilizing a six-inch  
 (6

Proposed Accomplishments:

People (General) : 20  
 Total Population in Service Area: 20  
 Census Tract Percent Low / Mod: 95.00

Actual Accomplishments:

Number assisted:

	Owner		Renter		Total		Person
	Total	Hispanic	Total	Hispanic	Total	Hispanic	
White:	0	0	0	0	0	0	0
Black/African American:	0	0	0	0	0	0	0
Asian:	0	0	0	0	0	0	0
American Indian/Alaskan Native:	0	0	0	0	0	0	0
Native Hawaiian/Other Pacific Islander:	0	0	0	0	0	0	0
American Indian/Alaskan Native & White:	0	0	0	0	0	0	0
Asian White:	0	0	0	0	0	0	0

Black/African American & White:	0	0	0	0	0	0	0
American Indian/Alaskan Native & Black/African American:	0	0	0	0	0	0	0
Other multi-racial:	0	0	0	0	0	0	0
Asian/Pacific Islander:	0	0	0	0	0	0	0
Hispanic:	0	0	0	0	0	0	0
Total:	0	0	0	0	0	0	0
Female-headed Households:	0		0		0		

Income Category:

	Owner	Renter	Total	Person
Extremely Low	0	0	0	0
Low Mod	0	0	0	0
Moderate	0	0	0	0
Non Low Moderate	0	0	0	0
Total	0	0	0	0
Percent Low/Mod	0.0%	0.0%	0.0%	0.0%

Annual Accomplishments

Accomplishment Narrative  
 Year # Benefiting  
 2018 0 procurement of professional services underway / complete

UGLG:  
 Grant Year: 2018  
 Project: 0001 - 2018 CD

Objective:

IDIS Activity: 44268 - 7218361 Pinehurst  
 Activity to prevent, prepare for, and respond to Coronavirus: No

Outcome:

Status: Completed 08/09/2021  
 Location:

Matrix Code: General Program Administration (21A)

National Objective:

Initial Funding Date: 01/22/2019  
 Financing:  
 Funded Amount: \$6,500.00  
 Net Drawn: \$6,500.00

Description:  
 local admin

Balance: \$0.00

Proposed Accomplishments:

: 0

Total Population in Service Area: 0

Census Tract Percent Low / Mod: 0.00

Actual Accomplishments:

Number assisted:

	Owner		Renter		Total		Person
	Total	Hispanic	Total	Hispanic	Total	Hispanic	
White:	0	0	0	0	0	0	0
Black/African American:	0	0	0	0	0	0	0
Asian:	0	0	0	0	0	0	0
American Indian/Alaskan Native:	0	0	0	0	0	0	0
Native Hawaiian/Other Pacific Islander:	0	0	0	0	0	0	0
American Indian/Alaskan Native & White:	0	0	0	0	0	0	0
Asian White:	0	0	0	0	0	0	0
Black/African American & White:	0	0	0	0	0	0	0
American Indian/Alaskan Native & Black/African American:	0	0	0	0	0	0	0
Other multi-racial:	0	0	0	0	0	0	0
Asian/Pacific Islander:	0	0	0	0	0	0	0
Hispanic:	0	0	0	0	0	0	0
Total:	0	0	0	0	0	0	0
Female-headed Households:	0		0		0		

Income Category:

	Owner	Renter	Total	Person
Extremely Low	0	0	0	0
Low Mod	0	0	0	0
Moderate	0	0	0	0
Non Low Moderate	0	0	0	0
Total	0	0	0	0
Percent Low/Mod	0.0%	0.0%	0.0%	0.0%

Annual Accomplishments

Accomplishment Narrative

Year # Benefiting

UGLG: PINEHURST  
 Grant Year: 2018  
 Project: 0001 - 2018 CD

Objective: Create suitable living environments

IDIS Activity: 44269 - 7218361 Pinehurst  
 Activity to prevent, prepare for, and respond to Coronavirus: No

Outcome: Sustainability

Status: Completed 08/09/2021  
 Location:

Matrix Code: Water/Sewer Improvements (03J)

2497 Martin Luther King Jr Dr Orange, TX 77630-1774

National Objective: LMA

Initial Funding Date: 01/22/2019  
 Financing:  
 Funded Amount: \$268,500.00  
 Net Drawn: \$268,500.00  
 Balance: \$0.00

Description:  
 Contractor shall rehabilitate one thousand eight hundred ninety linear feet (1,890 l.f.) of eight-inch (8) and fourteen (14) sewer line using pipe bursting, replacement and installation of manholes, TVing, and all associated appurtenances.

Proposed Accomplishments:

People (General) : 2,453  
 Total Population in Service Area: 2,453  
 Census Tract Percent Low / Mod: 78.50

Actual Accomplishments:

Number assisted:

	Owner		Renter		Total		Person
	Total	Hispanic	Total	Hispanic	Total	Hispanic	
White:	0	0	0	0	0	0	0
Black/African American:	0	0	0	0	0	0	0
Asian:	0	0	0	0	0	0	0
American Indian/Alaskan Native:	0	0	0	0	0	0	0
Native Hawaiian/Other Pacific Islander:	0	0	0	0	0	0	0
American Indian/Alaskan Native & White:	0	0	0	0	0	0	0
Asian White:	0	0	0	0	0	0	0
Black/African American & White:	0	0	0	0	0	0	0
American Indian/Alaskan Native & Black/African American:	0	0	0	0	0	0	0



Other multi-racial:	0	0	0	0	0	0	0
Asian/Pacific Islander:	0	0	0	0	0	0	0
Hispanic:	0	0	0	0	0	0	0
Total:	0	0	0	0	0	0	0
Female-headed Households:	0		0		0		

Income Category:				
	Owner	Renter	Total	Person
Extremely Low	0	0	0	0
Low Mod	0	0	0	0
Moderate	0	0	0	0
Non Low Moderate	0	0	0	0
Total	0	0	0	0
Percent Low/Mod	0.0%	0.0%	0.0%	0.0%

Annual Accomplishments	Accomplishment Narrative
Year	# Benefiting
2018	0 environmental review complete

UGLG:

Grant Year: 2018

Project: 0001 - 2018 CD

Objective:

IDIS Activity: 44270 - 7218369 Pittsburg

Outcome:

Activity to prevent, prepare for, and respond to Coronavirus: No

Status: Completed 08/10/2021

Matrix Code: General Program Administration (21A)

Location:

National Objective:

, -

Initial Funding Date: 01/22/2019

Description:

Financing:

local admin

Funded Amount: \$12,450.00

Net Drawn: \$12,450.00

Balance: \$0.00

Proposed Accomplishments:

: 0

Total Population in Service Area: 0

Census Tract Percent Low / Mod: 0.00

Actual Accomplishments:

Number assisted:

	Owner		Renter		Total		Person
	Total	Hispanic	Total	Hispanic	Total	Hispanic	
White:	0	0	0	0	0	0	0
Black/African American:	0	0	0	0	0	0	0
Asian:	0	0	0	0	0	0	0
American Indian/Alaskan Native:	0	0	0	0	0	0	0
Native Hawaiian/Other Pacific Islander:	0	0	0	0	0	0	0
American Indian/Alaskan Native & White:	0	0	0	0	0	0	0
Asian White:	0	0	0	0	0	0	0
Black/African American & White:	0	0	0	0	0	0	0
American Indian/Alaskan Native & Black/African American:	0	0	0	0	0	0	0
Other multi-racial:	0	0	0	0	0	0	0
Asian/Pacific Islander:	0	0	0	0	0	0	0
Hispanic:	0	0	0	0	0	0	0
Total:	0	0	0	0	0	0	0
Female-headed Households:	0		0		0		

Income Category:

	Owner	Renter	Total	Person
Extremely Low	0	0	0	0
Low Mod	0	0	0	0
Moderate	0	0	0	0
Non Low Moderate	0	0	0	0
Total	0	0	0	0
Percent Low/Mod	0.0%	0.0%	0.0%	0.0%

Annual Accomplishments

Accomplishment Narrative

Year # Benefiting

UGLG: PITTSBURG

Grant Year: 2018

Project: 0001 - 2018 CD

Objective: Create suitable living environments

IDIS Activity: 44271 - 7218369 Pittsburg

Outcome: Sustainability

Activity to prevent, prepare for, and respond to Coronavirus: No

Status: Completed 08/09/2021

Matrix Code: Water/Sewer Improvements (03J)

Location:

200 Rusk St Pittsburg, TX 75686-1341

National Objective: LMA

Initial Funding Date: 01/22/2019

Description:

Financing:

Contractor shall replace four thousand linear feet (4,000 l.f.) of six-inch (6) water main, gate valves, boring, hydrants, service reconnections, pavement repair, and all associated appurtenances.

Funded Amount: \$262,550.00

Net Drawn: \$262,550.00

Balance: \$0.00

Proposed Accomplishments:

People (General) : 117

Total Population in Service Area: 117

Census Tract Percent Low / Mod: 86.30

Actual Accomplishments:

Number assisted:

	Owner		Renter		Total		Person
	Total	Hispanic	Total	Hispanic	Total	Hispanic	
White:	0	0	0	0	0	0	0
Black/African American:	0	0	0	0	0	0	0
Asian:	0	0	0	0	0	0	0
American Indian/Alaskan Native:	0	0	0	0	0	0	0
Native Hawaiian/Other Pacific Islander:	0	0	0	0	0	0	0
American Indian/Alaskan Native & White:	0	0	0	0	0	0	0
Asian White:	0	0	0	0	0	0	0
Black/African American & White:	0	0	0	0	0	0	0
American Indian/Alaskan Native & Black/African American:	0	0	0	0	0	0	0
Other multi-racial:	0	0	0	0	0	0	0
Asian/Pacific Islander:	0	0	0	0	0	0	0

Hispanic:	0	0	0	0	0	0	0
Total:	0	0	0	0	0	0	0
Female-headed Households:	0		0		0		

Income Category:

	Owner	Renter	Total	Person
Extremely Low	0	0	0	0
Low Mod	0	0	0	0
Moderate	0	0	0	0
Non Low Moderate	0	0	0	0
Total	0	0	0	0
Percent Low/Mod	0.0%	0.0%	0.0%	0.0%

Annual Accomplishments

Accomplishment Narrative

Year # Benefiting

2021 0 \$0.00

UGLG:

Grant Year: 2018

Project: 0001 - 2018 CD

Objective:

IDIS Activity: 44272 - 7218370 Plainview

Outcome:

Activity to prevent, prepare for, and respond to Coronavirus: No

Status: Open

Matrix Code: General Program Administration (21A)

Location:

National Objective:

Initial Funding Date: 01/22/2019

Description:

Financing:

local admin

Funded Amount: \$27,000.00

Net Drawn: \$27,000.00

Balance: \$0.00

Proposed Accomplishments:

: 0

Total Population in Service Area: 0  
 Census Tract Percent Low / Mod: 0.00

Actual Accomplishments:

Number assisted:

	Owner		Renter		Total		Person
	Total	Hispanic	Total	Hispanic	Total	Hispanic	
White:	0	0	0	0	0	0	0
Black/African American:	0	0	0	0	0	0	0
Asian:	0	0	0	0	0	0	0
American Indian/Alaskan Native:	0	0	0	0	0	0	0
Native Hawaiian/Other Pacific Islander:	0	0	0	0	0	0	0
American Indian/Alaskan Native & White:	0	0	0	0	0	0	0
Asian White:	0	0	0	0	0	0	0
Black/African American & White:	0	0	0	0	0	0	0
American Indian/Alaskan Native & Black/African American:	0	0	0	0	0	0	0
Other multi-racial:	0	0	0	0	0	0	0
Asian/Pacific Islander:	0	0	0	0	0	0	0
Hispanic:	0	0	0	0	0	0	0
Total:	0	0	0	0	0	0	0
Female-headed Households:	0		0		0		

Income Category:

	Owner	Renter	Total	Person
Extremely Low	0	0	0	0
Low Mod	0	0	0	0
Moderate	0	0	0	0
Non Low Moderate	0	0	0	0
Total	0	0	0	0
Percent Low/Mod	0.0%	0.0%	0.0%	0.0%

Annual Accomplishments

Accomplishment Narrative

Year # Benefiting  
 UGLG: PLAINVIEW  
 Grant Year: 2018  
 Project: 0001 - 2018 CD

Objective: Create suitable living environments

IDIS Activity: 44273 - 7218370 Plainview

Outcome: Sustainability

Activity to prevent, prepare for, and respond to Coronavirus: No

Status: Open

Matrix Code: Water/Sewer Improvements (03J)

Location:

901 Broadway St Plainview, TX 79072-7317

National Objective: LMA

Initial Funding Date: 01/22/2019

Description:

Financing:

Contractor shall rehabilitate two hundred seventy vertical feet (270 v.f.) of manhole liners, and all associated appurtenances.

Funded Amount: \$240,500.00

Net Drawn: \$236,676.49

Construction shall take place throughout the Barrio neighborhood.

Balance: \$3,823.51

Proposed Accomplishments:

People (General) : 192

Total Population in Service Area: 192

Census Tract Percent Low / Mod: 79.60

Actual Accomplishments:

Number assisted:

	Owner		Renter		Total		Person
	Total	Hispanic	Total	Hispanic	Total	Hispanic	
White:	0	0	0	0	0	0	0
Black/African American:	0	0	0	0	0	0	0
Asian:	0	0	0	0	0	0	0
American Indian/Alaskan Native:	0	0	0	0	0	0	0
Native Hawaiian/Other Pacific Islander:	0	0	0	0	0	0	0
American Indian/Alaskan Native & White:	0	0	0	0	0	0	0
Asian White:	0	0	0	0	0	0	0
Black/African American & White:	0	0	0	0	0	0	0
American Indian/Alaskan Native & Black/African American:	0	0	0	0	0	0	0
Other multi-racial:	0	0	0	0	0	0	0
Asian/Pacific Islander:	0	0	0	0	0	0	0
Hispanic:	0	0	0	0	0	0	0

Total: 0 0 0 0 0 0 0  
 Female-headed Households: 0 0 0 0 0 0 0

Income Category:

	Owner	Renter	Total	Person
Extremely Low	0	0	0	0
Low Mod	0	0	0	0
Moderate	0	0	0	0
Non Low Moderate	0	0	0	0
Total	0	0	0	0
Percent Low/Mod	0.0%	0.0%	0.0%	0.0%

Annual Accomplishments

Accomplishment Narrative

Year # Benefiting  
 2018

0 procurement of professional services underway / complete

UGLG:

Grant Year: 2018

Project: 0001 - 2018 CD

Objective:

IDIS Activity: 44274 - 7218371 Pleasanton

Outcome:

Activity to prevent, prepare for, and respond to Coronavirus: No

Status: Completed 08/09/2021

Matrix Code: General Program Administration (21A)

Location:

National Objective:

Initial Funding Date: 01/22/2019

Description:

Financing:

local admin

Funded Amount: \$30,000.00

Net Drawn: \$30,000.00

Balance: \$0.00

Proposed Accomplishments:

: 0

Total Population in Service Area: 0

Census Tract Percent Low / Mod: 0.00

Actual Accomplishments:

Number assisted:

	Owner		Renter		Total		Person
	Total	Hispanic	Total	Hispanic	Total	Hispanic	
White:	0	0	0	0	0	0	0
Black/African American:	0	0	0	0	0	0	0
Asian:	0	0	0	0	0	0	0
American Indian/Alaskan Native:	0	0	0	0	0	0	0
Native Hawaiian/Other Pacific Islander:	0	0	0	0	0	0	0
American Indian/Alaskan Native & White:	0	0	0	0	0	0	0
Asian White:	0	0	0	0	0	0	0
Black/African American & White:	0	0	0	0	0	0	0
American Indian/Alaskan Native & Black/African American:	0	0	0	0	0	0	0
Other multi-racial:	0	0	0	0	0	0	0
Asian/Pacific Islander:	0	0	0	0	0	0	0
Hispanic:	0	0	0	0	0	0	0
Total:	0	0	0	0	0	0	0
Female-headed Households:	0		0		0		

Income Category:

	Owner	Renter	Total	Person
Extremely Low	0	0	0	0
Low Mod	0	0	0	0
Moderate	0	0	0	0
Non Low Moderate	0	0	0	0
Total	0	0	0	0
Percent Low/Mod	0.0%	0.0%	0.0%	0.0%

Annual Accomplishments

Accomplishment Narrative

Year # Benefiting  
 UGLG: PLEASANTON  
 Grant Year: 2018  
 Project: 0001 - 2018 CD

Objective: Create suitable living environments



IDIS Activity: 44275 - 7218371 Pleasanton  
 Activity to prevent, prepare for, and respond to Coronavirus: No

Outcome: Sustainability

Status: Completed 05/13/2021

Matrix Code: Water/Sewer Improvements (03J)

Location:

PO Box 209 Pleasanton, TX 78064-0209

National Objective: LMA

Initial Funding Date: 01/22/2019  
 Financing:  
 Funded Amount: \$245,000.00  
 Net Drawn: \$245,000.00  
 Balance: \$0.00

Description:  
 Contractor shall install five thousand eight hundred ninety-four linear feet (5,894 l.f.) of twelve-inch (12) water line, boring and all associated appurtenances.  
 Construction shall take place in the following locations: 5th Street, E.

Proposed Accomplishments:

People (General) : 222  
 Total Population in Service Area: 222  
 Census Tract Percent Low / Mod: 88.70

Actual Accomplishments:

Number assisted:

	Owner		Renter		Total		Person
	Total	Hispanic	Total	Hispanic	Total	Hispanic	
White:	0	0	0	0	0	0	0
Black/African American:	0	0	0	0	0	0	0
Asian:	0	0	0	0	0	0	0
American Indian/Alaskan Native:	0	0	0	0	0	0	0
Native Hawaiian/Other Pacific Islander:	0	0	0	0	0	0	0
American Indian/Alaskan Native & White:	0	0	0	0	0	0	0
Asian White:	0	0	0	0	0	0	0
Black/African American & White:	0	0	0	0	0	0	0
American Indian/Alaskan Native & Black/African American:	0	0	0	0	0	0	0
Other multi-racial:	0	0	0	0	0	0	0
Asian/Pacific Islander:	0	0	0	0	0	0	0
Hispanic:	0	0	0	0	0	0	0
Total:	0	0	0	0	0	0	0

Female-headed Households: 0 0 0

Income Category:

	Owner	Renter	Total	Person
Extremely Low	0	0	0	0
Low Mod	0	0	0	0
Moderate	0	0	0	0
Non Low Moderate	0	0	0	0
Total	0	0	0	0
Percent Low/Mod	0.0%	0.0%	0.0%	0.0%

Annual Accomplishments

Accomplishment Narrative

Year # Benefiting  
2018

0 procurement of professional services underway / complete

UGLG:

Grant Year: 2018

Project: 0001 - 2018 CD

Objective:

IDIS Activity: 44286 - 7218381 Presidio

Outcome:

Activity to prevent, prepare for, and respond to Coronavirus: No

Status: Open

Matrix Code: General Program Administration (21A)

Location:

National Objective:

, -

Initial Funding Date: 01/25/2019

Description:

Financing:

local admin

Funded Amount: \$27,500.00

Net Drawn: \$24,750.00

Balance: \$2,750.00

Proposed Accomplishments:

: 0

Total Population in Service Area: 0

Census Tract Percent Low / Mod: 0.00

Actual Accomplishments:

Number assisted:

	Owner		Renter		Total		Person
	Total	Hispanic	Total	Hispanic	Total	Hispanic	
White:	0	0	0	0	0	0	0
Black/African American:	0	0	0	0	0	0	0
Asian:	0	0	0	0	0	0	0
American Indian/Alaskan Native:	0	0	0	0	0	0	0
Native Hawaiian/Other Pacific Islander:	0	0	0	0	0	0	0
American Indian/Alaskan Native & White:	0	0	0	0	0	0	0
Asian White:	0	0	0	0	0	0	0
Black/African American & White:	0	0	0	0	0	0	0
American Indian/Alaskan Native & Black/African American:	0	0	0	0	0	0	0
Other multi-racial:	0	0	0	0	0	0	0
Asian/Pacific Islander:	0	0	0	0	0	0	0
Hispanic:	0	0	0	0	0	0	0
Total:	0	0	0	0	0	0	0
Female-headed Households:	0		0		0		

Income Category:

	Owner	Renter	Total	Person
Extremely Low	0	0	0	0
Low Mod	0	0	0	0
Moderate	0	0	0	0
Non Low Moderate	0	0	0	0
Total	0	0	0	0
Percent Low/Mod	0.0%	0.0%	0.0%	0.0%

Annual Accomplishments

Accomplishment Narrative

Year # Benefiting

UGLG: PRESIDIO

Grant Year: 2018

Project: 0001 - 2018 CD

Objective: Create suitable living environments

IDIS Activity: 44287 - 7218381 Presidio

Outcome: Availability/accessibility

Activity to prevent, prepare for, and respond to Coronavirus: No

Status: Open

Location:

PO Box 1899 Presidio, TX 79845-1899

Matrix Code: Water/Sewer Improvements (03J)

National Objective: LMA

Initial Funding Date: 01/25/2019  
Financing:  
Funded Amount: \$247,500.00  
Net Drawn: \$239,964.08  
Balance: \$7,535.92

Description:  
Contractor shall install a two hundred thousand gallon (200,000 gal.) water storage tank, piping, controls, and all associated appurtenances.  
Construction shall take place at the Booster Pump Station No.

Proposed Accomplishments:

People (General) : 4,360  
Total Population in Service Area: 4,360  
Census Tract Percent Low / Mod: 55.20

Actual Accomplishments:

Number assisted:

	Owner		Renter		Total		Person
	Total	Hispanic	Total	Hispanic	Total	Hispanic	
White:	0	0	0	0	0	0	0
Black/African American:	0	0	0	0	0	0	0
Asian:	0	0	0	0	0	0	0
American Indian/Alaskan Native:	0	0	0	0	0	0	0
Native Hawaiian/Other Pacific Islander:	0	0	0	0	0	0	0
American Indian/Alaskan Native & White:	0	0	0	0	0	0	0
Asian White:	0	0	0	0	0	0	0
Black/African American & White:	0	0	0	0	0	0	0
American Indian/Alaskan Native & Black/African American:	0	0	0	0	0	0	0
Other multi-racial:	0	0	0	0	0	0	0
Asian/Pacific Islander:	0	0	0	0	0	0	0
Hispanic:	0	0	0	0	0	0	0
Total:	0	0	0	0	0	0	0
Female-headed Households:	0		0		0		

Income Category:

	Owner	Renter	Total	Person
Extremely Low	0	0	0	0
Low Mod	0	0	0	0
Moderate	0	0	0	0
Non Low Moderate	0	0	0	0
Total	0	0	0	0
Percent Low/Mod	0.0%	0.0%	0.0%	0.0%

Annual Accomplishments

Accomplishment Narrative

Year # Benefiting

2018 0 CDBG contract prepared and routed for approval

UGLG:

Grant Year: 2018

Project: 0001 - 2018 CD

Objective:

IDIS Activity: 44288 - 7218389 Quannah

Outcome:

Activity to prevent, prepare for, and respond to Coronavirus: No

Status: Completed 05/13/2021

Matrix Code: General Program Administration (21A)

Location:

National Objective:

Initial Funding Date: 01/25/2019

Description:

Financing:

local admin

Funded Amount: \$30,000.00

Net Drawn: \$30,000.00

Balance: \$0.00

Proposed Accomplishments:

: 0

Total Population in Service Area: 0

Census Tract Percent Low / Mod: 0.00

Actual Accomplishments:

Number assisted:

	Owner		Renter		Total		Person
	Total	Hispanic	Total	Hispanic	Total	Hispanic	
White:	0	0	0	0	0	0	0
Black/African American:	0	0	0	0	0	0	0
Asian:	0	0	0	0	0	0	0
American Indian/Alaskan Native:	0	0	0	0	0	0	0
Native Hawaiian/Other Pacific Islander:	0	0	0	0	0	0	0
American Indian/Alaskan Native & White:	0	0	0	0	0	0	0
Asian White:	0	0	0	0	0	0	0
Black/African American & White:	0	0	0	0	0	0	0
American Indian/Alaskan Native & Black/African American:	0	0	0	0	0	0	0
Other multi-racial:	0	0	0	0	0	0	0
Asian/Pacific Islander:	0	0	0	0	0	0	0
Hispanic:	0	0	0	0	0	0	0
Total:	0	0	0	0	0	0	0
Female-headed Households:	0		0		0		

Income Category:

	Owner	Renter	Total	Person
Extremely Low	0	0	0	0
Low Mod	0	0	0	0
Moderate	0	0	0	0
Non Low Moderate	0	0	0	0
Total	0	0	0	0
Percent Low/Mod	0.0%	0.0%	0.0%	0.0%

Annual Accomplishments

Accomplishment Narrative

Year # Benefiting

UGLG: Quanah

Grant Year: 2018

Project: 0001 - 2018 CD

Objective: Create suitable living environments

IDIS Activity: 44289 - 7218389 Quanah

Outcome: Sustainability

Activity to prevent, prepare for, and respond to Coronavirus: No

Status: Completed 05/13/2021

Matrix Code: Water/Sewer Improvements (03J)

Location:

PO Box 629 Quanah, TX 79252-0629

National Objective: LMA

Initial Funding Date: 01/25/2019  
 Financing:  
 Funded Amount: \$236,185.98  
 Net Drawn: \$236,185.98  
 Balance: \$0.00

Description:

Contractor shall install one (1) aerator, one (1) clarifier weir, piping, and all associated appurtenances.  
 Construction shall take place at the WWTP located at 801 East Nelson.

Proposed Accomplishments:

People (General) : 2,065  
 Total Population in Service Area: 2,065  
 Census Tract Percent Low / Mod: 63.20

Actual Accomplishments:

Number assisted:

	Owner		Renter		Total		Person
	Total	Hispanic	Total	Hispanic	Total	Hispanic	
White:	0	0	0	0	0	0	0
Black/African American:	0	0	0	0	0	0	0
Asian:	0	0	0	0	0	0	0
American Indian/Alaskan Native:	0	0	0	0	0	0	0
Native Hawaiian/Other Pacific Islander:	0	0	0	0	0	0	0
American Indian/Alaskan Native & White:	0	0	0	0	0	0	0
Asian White:	0	0	0	0	0	0	0
Black/African American & White:	0	0	0	0	0	0	0
American Indian/Alaskan Native & Black/African American:	0	0	0	0	0	0	0
Other multi-racial:	0	0	0	0	0	0	0
Asian/Pacific Islander:	0	0	0	0	0	0	0
Hispanic:	0	0	0	0	0	0	0
Total:	0	0	0	0	0	0	0
Female-headed Households:	0		0		0		

Income Category:

Owner Renter Total Person

Extremely Low	0	0	0	0
Low Mod	0	0	0	0
Moderate	0	0	0	0
Non Low Moderate	0	0	0	0
Total	0	0	0	0
Percent Low/Mod	0.0%	0.0%	0.0%	0.0%

Annual Accomplishments

Accomplishment Narrative

Year # Benefiting

2018 0 CDBG contract prepared and routed for approval

UGLG:

Grant Year: 2018

Project: 0001 - 2018 CD

Objective:

IDIS Activity: 44290 - 7218390 Rains County

Outcome:

Activity to prevent, prepare for, and respond to Coronavirus: No

Status: Completed 08/09/2021

Matrix Code: General Program Administration (21A)

Location:

National Objective:

Initial Funding Date: 01/25/2019

Description:

Financing:

local admin

Funded Amount: \$26,125.00

Net Drawn: \$26,125.00

Balance: \$0.00

Proposed Accomplishments:

: 0

Total Population in Service Area: 0

Census Tract Percent Low / Mod: 0.00

Actual Accomplishments:

Number assisted:

Owner

Renter

Total



	Total	Hispanic	Total	Hispanic	Total	Hispanic	Person
White:	0	0	0	0	0	0	0
Black/African American:	0	0	0	0	0	0	0
Asian:	0	0	0	0	0	0	0
American Indian/Alaskan Native:	0	0	0	0	0	0	0
Native Hawaiian/Other Pacific Islander:	0	0	0	0	0	0	0
American Indian/Alaskan Native & White:	0	0	0	0	0	0	0
Asian White:	0	0	0	0	0	0	0
Black/African American & White:	0	0	0	0	0	0	0
American Indian/Alaskan Native & Black/African American:	0	0	0	0	0	0	0
Other multi-racial:	0	0	0	0	0	0	0
Asian/Pacific Islander:	0	0	0	0	0	0	0
Hispanic:	0	0	0	0	0	0	0
Total:	0	0	0	0	0	0	0
Female-headed Households:	0		0		0		

Income Category:

	Owner	Renter	Total	Person
Extremely Low	0	0	0	0
Low Mod	0	0	0	0
Moderate	0	0	0	0
Non Low Moderate	0	0	0	0
Total	0	0	0	0
Percent Low/Mod	0.0%	0.0%	0.0%	0.0%

Annual Accomplishments

Accomplishment Narrative

Year # Benefiting

UGLG: RAINS COUNTY

Grant Year: 2018

Project: 0001 - 2018 CD

Objective: Create suitable living environments

IDIS Activity: 44291 - 7218390 Rains County

Outcome: Sustainability

Activity to prevent, prepare for, and respond to Coronavirus: No

Status: Completed 07/07/2021

Matrix Code: Other Public Improvements Not Listed in 03A-03S (03Z)

Location:

167 E Quitman St Ste 102 Emory, TX 75440-2629

National Objective: LMC

Initial Funding Date: 01/25/2019  
 Financing:  
 Funded Amount: \$74,773.00  
 Net Drawn: \$74,773.00  
 Balance: \$0.00

Description:  
 Contractor shall install a new ADA compliant sidewalk, entrance stairs and landing, handicap ramp, handrails, crosswalk stripes, seventy-five linear feet (75 l.f.) curb and gutter, curb inlet and box, pavement repair, and all associated appurtenances.

Proposed Accomplishments:  
 People (General) : 3,135  
 Total Population in Service Area: 0  
 Census Tract Percent Low / Mod: 0.00

Actual Accomplishments:

Number assisted:

	Owner		Renter		Total		Person
	Total	Hispanic	Total	Hispanic	Total	Hispanic	
White:	0	0	0	0	0	0	2833
Black/African American:	0	0	0	0	0	0	73
Asian:	0	0	0	0	0	0	15
American Indian/Alaskan Native:	0	0	0	0	0	0	15
Native Hawaiian/Other Pacific Islander:	0	0	0		0	0	0
American Indian/Alaskan Native & White:	0	0	0	0	0	0	30
Asian White:	0	0	0	0	0	0	8
Black/African American & White:	0	0	0	0	0	0	15
American Indian/Alaskan Native & Black/African American:	0	0	0	0	0	0	0
Other multi-racial:	0	0	0	0	0	0	146
Asian/Pacific Islander:	0	0	0	0	0	0	0
Hispanic:	0	0	0	0	0	0	0
Total:	0	0	0	0	0	0	3,135
Female-headed Households:	0		0		0		

Income Category:

	Owner	Renter	Total	Person
Extremely Low	0	0	0	230
Low Mod	0	0	0	843



Black/African American:	0	0	0	0	0	0	73
Asian:	0	0	0	0	0	0	15
American Indian/Alaskan Native:	0	0	0	0	0	0	15
Native Hawaiian/Other Pacific Islander:	0	0	0		0	0	0
American Indian/Alaskan Native & White:	0	0	0	0	0	0	30
Asian White:	0	0	0	0	0	0	8
Black/African American & White:	0	0	0	0	0	0	15
American Indian/Alaskan Native & Black/African American:	0	0	0	0	0	0	0
Other multi-racial:	0	0	0	0	0	0	146
Asian/Pacific Islander:	0	0	0	0	0	0	0
Hispanic:	0	0	0	0	0	0	0
Total:	0	0	0	0	0	0	3,135
Female-headed Households:	0		0		0		

Income Category:

	Owner	Renter	Total	Person
Extremely Low	0	0	0	230
Low Mod	0	0	0	843
Moderate	0	0	0	526
Non Low Moderate	0	0	0	1,536
Total	0	0	0	3,135
Percent Low/Mod	0.0%	0.0%	0.0%	51%

Annual Accomplishments

Accomplishment Narrative

Year # Benefiting  
 2020 0 \$0.00

UGLG: RAINS COUNTY  
 Grant Year: 2018  
 Project: 0001 - 2018 CD

IDIS Activity: 44293 - 7218390 Rains County  
 Activity to prevent, prepare for, and respond to Coronavirus: No

Status: Completed 07/07/2021  
 Location:  
 167 E Quitman St Ste 102 Emory, TX 75440-2629

Objective: Create suitable living environments

Outcome: Sustainability

Matrix Code: Senior Centers (03A)

National Objective: LMC

Initial Funding Date: 01/25/2019  
 Financing:  
 Funded Amount: \$32,389.00  
 Net Drawn: \$32,389.00  
 Balance: \$0.00

Description:  
 Contractor shall install a new ADA compliant double glass door and all associated appurtenances.  
 Construction shall take place at the Rains County Senior Citizens Building located at 179

Proposed Accomplishments:  
 People (General) : 3,135  
 Total Population in Service Area: 0  
 Census Tract Percent Low / Mod: 0.00

Actual Accomplishments:

Number assisted:

	Owner		Renter		Total		Person
	Total	Hispanic	Total	Hispanic	Total	Hispanic	
White:	0	0	0	0	0	0	2833
Black/African American:	0	0	0	0	0	0	73
Asian:	0	0	0	0	0	0	15
American Indian/Alaskan Native:	0	0	0	0	0	0	15
Native Hawaiian/Other Pacific Islander:	0	0	0		0	0	0
American Indian/Alaskan Native & White:	0	0	0	0	0	0	30
Asian White:	0	0	0	0	0	0	8
Black/African American & White:	0	0	0	0	0	0	15
American Indian/Alaskan Native & Black/African American:	0	0	0	0	0	0	0
Other multi-racial:	0	0	0	0	0	0	146
Asian/Pacific Islander:	0	0	0	0	0	0	0
Hispanic:	0	0	0	0	0	0	0
Total:	0	0	0	0	0	0	3,135
Female-headed Households:	0		0		0		

Income Category:

	Owner	Renter	Total	Person
Extremely Low	0	0	0	230
Low Mod	0	0	0	843
Moderate	0	0	0	526

Non Low Moderate	0	0	0	1,536
Total	0	0	0	3,135
Percent Low/Mod	0.0%	0.0%	0.0%	51%

Annual Accomplishments      Accomplishment Narrative  
 Year      # Benefiting  
 2018      0 procurement of professional services underway / complete

UGLG:      RAYMONDVILLE

Grant Year:      2018

Project:      0001 - 2018 CD

Objective:      Create suitable living environments

IDIS Activity:      44295 - 7218391 Raymondville

Outcome:      Sustainability

Activity to prevent, prepare for, and respond to Coronavirus:      No

Status:      Open

Matrix Code:      Water/Sewer Improvements (03J)

Location:

142 S 7th St Raymondville, TX 78580-2516

National Objective: LMA

Initial Funding Date:      01/25/2019

Description:

Financing:      Contractor shall install one hundred ninety linear feet (190 l.f.) of eight-inch (8) water main, and all associated appurtenances.

Funded Amount:      \$248,750.00

Net Drawn:      \$248,750.00

Balance:      \$0.00

Construction shall take place in the following locations:

Proposed Accomplishments:

People (General) : 9,675

Total Population in Service Area: 9,675

Census Tract Percent Low / Mod: 59.70

Actual Accomplishments:

Number assisted:

	Owner		Renter		Total		Person
	Total	Hispanic	Total	Hispanic	Total	Hispanic	
White:	0	0	0	0	0	0	0
Black/African American:	0	0	0	0	0	0	0

Asian:	0	0	0	0	0	0	0
American Indian/Alaskan Native:	0	0	0	0	0	0	0
Native Hawaiian/Other Pacific Islander:	0	0	0	0	0	0	0
American Indian/Alaskan Native & White:	0	0	0	0	0	0	0
Asian White:	0	0	0	0	0	0	0
Black/African American & White:	0	0	0	0	0	0	0
American Indian/Alaskan Native & Black/African American:	0	0	0	0	0	0	0
Other multi-racial:	0	0	0	0	0	0	0
Asian/Pacific Islander:	0	0	0	0	0	0	0
Hispanic:	0	0	0	0	0	0	0
Total:	0	0	0	0	0	0	0
Female-headed Households:	0		0		0		

Income Category:

	Owner	Renter	Total	Person
Extremely Low	0	0	0	0
Low Mod	0	0	0	0
Moderate	0	0	0	0
Non Low Moderate	0	0	0	0
Total	0	0	0	0
Percent Low/Mod	0.0%	0.0%	0.0%	0.0%

Annual Accomplishments

Accomplishment Narrative

Year # Benefiting

2018 0 CDBG contract prepared and routed for approval

UGLG:

Grant Year: 2018

Project: 0001 - 2018 CD

Objective:

IDIS Activity: 44296 - 7218399 Redwater

Outcome:

Activity to prevent, prepare for, and respond to Coronavirus: No

Status: Completed 01/11/2021

Matrix Code: General Program Administration (21A)

Location:

National Objective:

Initial Funding Date: 01/25/2019  
 Financing:  
 Funded Amount: \$20,155.00  
 Net Drawn: \$20,155.00  
 Balance: \$0.00

Description:  
 local admin

Proposed Accomplishments:

: 0  
 Total Population in Service Area: 0  
 Census Tract Percent Low / Mod: 0.00

Actual Accomplishments:

Number assisted:

	Owner		Renter		Total		Person
	Total	Hispanic	Total	Hispanic	Total	Hispanic	
White:	0	0	0	0	0	0	0
Black/African American:	0	0	0	0	0	0	0
Asian:	0	0	0	0	0	0	0
American Indian/Alaskan Native:	0	0	0	0	0	0	0
Native Hawaiian/Other Pacific Islander:	0	0	0	0	0	0	0
American Indian/Alaskan Native & White:	0	0	0	0	0	0	0
Asian White:	0	0	0	0	0	0	0
Black/African American & White:	0	0	0	0	0	0	0
American Indian/Alaskan Native & Black/African American:	0	0	0	0	0	0	0
Other multi-racial:	0	0	0	0	0	0	0
Asian/Pacific Islander:	0	0	0	0	0	0	0
Hispanic:	0	0	0	0	0	0	0
Total:	0	0	0	0	0	0	0
Female-headed Households:	0		0		0		

Income Category:

	Owner	Renter	Total	Person
Extremely Low	0	0	0	0
Low Mod	0	0	0	0
Moderate	0	0	0	0
Non Low Moderate	0	0	0	0



Total 0 0 0 0  
 Percent Low/Mod 0.0% 0.0% 0.0% 0.0%

Annual Accomplishments Accomplishment Narrative

Year # Benefiting  
 UGLG: REDWATER  
 Grant Year: 2018  
 Project: 0001 - 2018 CD

Objective: Create suitable living environments

IDIS Activity: 44297 - 7218399 Redwater  
 Activity to prevent, prepare for, and respond to Coronavirus: No

Outcome: Sustainability

Status: Completed 01/11/2021  
 Location:  
 PO Box 209 Redwater, TX 75573-0209

Matrix Code: Rehab; Single-Unit Residential (14A)

National Objective: LMH

Initial Funding Date: 01/25/2019  
 Financing:  
 Funded Amount: \$57,250.00  
 Net Drawn: \$57,250.00  
 Balance: \$0.00

Description:  
 Contractor shall install (3) sewer yard service lines, mitigate all existing septic systems, and all associated appurtenances.  
 Construction shall take place on Taylor Street.

Proposed Accomplishments:  
 Housing Units : 4  
 Total Population in Service Area: 0  
 Census Tract Percent Low / Mod: 0.00

Actual Accomplishments:

Number assisted:

	Owner		Renter		Total		
	Total	Hispanic	Total	Hispanic	Total	Hispanic	Person
White:	4	0	0	0	4	0	0
Black/African American:	0	0	0	0	0	0	0
Asian:	0	0	0	0	0	0	0
American Indian/Alaskan Native:	0	0	0	0	0	0	0

Native Hawaiian/Other Pacific Islander:	0	0	0	0	0	0	0
American Indian/Alaskan Native & White:	0	0	0	0	0	0	0
Asian White:	0	0	0	0	0	0	0
Black/African American & White:	0	0	0	0	0	0	0
American Indian/Alaskan Native & Black/African American:	0	0	0	0	0	0	0
Other multi-racial:	0	0	0	0	0	0	0
Asian/Pacific Islander:	0	0	0	0	0	0	0
Hispanic:	0	0	0	0	0	0	0
Total:	4	0	0	0	4	0	0
Female-headed Households:	0		0		0		

Income Category:

	Owner	Renter	Total	Person
Extremely Low	1	0	1	0
Low Mod	0	0	0	0
Moderate	3	0	3	0
Non Low Moderate	0	0	0	0
Total	4	0	4	0
Percent Low/Mod	###	0.0%	100%	0.0%

Annual Accomplishments

Accomplishment Narrative

Year # Benefiting  
 2020 0 \$0.00

UGLG: REDWATER  
 Grant Year: 2018  
 Project: 0001 - 2018 CD

IDIS Activity: 44298 - 7218399 Redwater  
 Activity to prevent, prepare for, and respond to Coronavirus: No

Status: Completed 01/11/2021  
 Location:  
 PO Box 209 Redwater, TX 75573-0209

Objective: Create suitable living environments

Outcome: Sustainability

Matrix Code: Water/Sewer Improvements (03J)

National Objective: LMA

Initial Funding Date: 01/25/2019  
 Financing:

Description:  
 Contractor shall install sewer line, manholes, service reconnections and all associated

Funded Amount: \$197,595.00  
 Net Drawn: \$197,595.00  
 Balance: \$0.00

appurtenances.

Construction shall take place in the following locations: Taylor Street, Jones Street, Fagan

Proposed Accomplishments:

People (General) : 98  
 Total Population in Service Area: 98  
 Census Tract Percent Low / Mod: 59.10

Actual Accomplishments:

Number assisted:

	Owner		Renter		Total		Person
	Total	Hispanic	Total	Hispanic	Total	Hispanic	
White:	0	0	0	0	0	0	0
Black/African American:	0	0	0	0	0	0	0
Asian:	0	0	0	0	0	0	0
American Indian/Alaskan Native:	0	0	0	0	0	0	0
Native Hawaiian/Other Pacific Islander:	0	0	0	0	0	0	0
American Indian/Alaskan Native & White:	0	0	0	0	0	0	0
Asian White:	0	0	0	0	0	0	0
Black/African American & White:	0	0	0	0	0	0	0
American Indian/Alaskan Native & Black/African American:	0	0	0	0	0	0	0
Other multi-racial:	0	0	0	0	0	0	0
Asian/Pacific Islander:	0	0	0	0	0	0	0
Hispanic:	0	0	0	0	0	0	0
Total:	0	0	0	0	0	0	0
Female-headed Households:	0		0		0		

Income Category:

	Owner	Renter	Total	Person
Extremely Low	0	0	0	0
Low Mod	0	0	0	0
Moderate	0	0	0	0
Non Low Moderate	0	0	0	0
Total	0	0	0	0
Percent Low/Mod	0.0%	0.0%	0.0%	0.0%

Annual Accomplishments      Accomplishment Narrative  
 Year      # Benefiting  
 2018      0 procurement of professional services underway / complete

UGLG:  
 Grant Year: 2018  
 Project: 0001 - 2018 CD      Objective:  
 IDIS Activity: 44299 - 7218400 Reno      Outcome:  
 Activity to prevent, prepare for, and respond to Coronavirus: No  
 Status: Completed 05/13/2021      Matrix Code: General Program Administration (21A)  
 Location:  
 , -      National Objective:

Initial Funding Date: 01/25/2019      Description:  
 Financing: local admin  
 Funded Amount: \$28,437.43  
 Net Drawn: \$28,437.43  
 Balance: \$0.00

Proposed Accomplishments:  
 : 0  
 Total Population in Service Area: 0  
 Census Tract Percent Low / Mod: 0.00

Actual Accomplishments:  
 Number assisted:

	Owner		Renter		Total		Person
	Total	Hispanic	Total	Hispanic	Total	Hispanic	
White:	0	0	0	0	0	0	0
Black/African American:	0	0	0	0	0	0	0
Asian:	0	0	0	0	0	0	0
American Indian/Alaskan Native:	0	0	0	0	0	0	0
Native Hawaiian/Other Pacific Islander:	0	0	0	0	0	0	0
American Indian/Alaskan Native & White:	0	0	0	0	0	0	0

Asian White:	0	0	0	0	0	0	0
Black/African American & White:	0	0	0	0	0	0	0
American Indian/Alaskan Native & Black/African American:	0	0	0	0	0	0	0
Other multi-racial:	0	0	0	0	0	0	0
Asian/Pacific Islander:	0	0	0	0	0	0	0
Hispanic:	0	0	0	0	0	0	0
Total:	0	0	0	0	0	0	0
Female-headed Households:	0		0		0		

Income Category:

	Owner	Renter	Total	Person
Extremely Low	0	0	0	0
Low Mod	0	0	0	0
Moderate	0	0	0	0
Non Low Moderate	0	0	0	0
Total	0	0	0	0
Percent Low/Mod	0.0%	0.0%	0.0%	0.0%

Annual Accomplishments

Accomplishment Narrative

Year # Benefiting

UGLG: Reno

Grant Year: 2018

Project: 0001 - 2018 CD

Objective: Create suitable living environments

IDIS Activity: 44300 - 7218400 Reno

Outcome: Sustainability

Activity to prevent, prepare for, and respond to Coronavirus: No

Status: Completed 04/07/2021

Matrix Code: Water/Sewer Improvements (03J)

Location:

195 W Reno Rd Azle, TX 76020-6001

National Objective: LMA

Initial Funding Date: 01/25/2019

Financing:

Funded Amount: \$222,443.76

Net Drawn: \$222,443.76

Description:

Contractor shall install eight thousand six hundred linear feet (8,600 l.f.) six-inch (6" dia) six-inch diameter pipe for water and sewer service to the property. The pipe shall be installed in a trench that is 4 feet deep and 4 feet wide. The trench shall be backfilled with compacted earth. The pipe shall be installed in a trench that is 4 feet deep and 4 feet wide. The trench shall be backfilled with compacted earth. The pipe shall be installed in a trench that is 4 feet deep and 4 feet wide. The trench shall be backfilled with compacted earth.

Balance: \$0.00

Proposed Accomplishments:

People (General) : 2,791

Total Population in Service Area: 2,791

Census Tract Percent Low / Mod: 88.00

Actual Accomplishments:

Number assisted:

	Owner		Renter		Total		Person
	Total	Hispanic	Total	Hispanic	Total	Hispanic	
White:	0	0	0	0	0	0	0
Black/African American:	0	0	0	0	0	0	0
Asian:	0	0	0	0	0	0	0
American Indian/Alaskan Native:	0	0	0	0	0	0	0
Native Hawaiian/Other Pacific Islander:	0	0	0	0	0	0	0
American Indian/Alaskan Native & White:	0	0	0	0	0	0	0
Asian White:	0	0	0	0	0	0	0
Black/African American & White:	0	0	0	0	0	0	0
American Indian/Alaskan Native & Black/African American:	0	0	0	0	0	0	0
Other multi-racial:	0	0	0	0	0	0	0
Asian/Pacific Islander:	0	0	0	0	0	0	0
Hispanic:	0	0	0	0	0	0	0
Total:	0	0	0	0	0	0	0
Female-headed Households:	0		0		0		

Income Category:

	Owner	Renter	Total	Person
Extremely Low	0	0	0	0
Low Mod	0	0	0	0
Moderate	0	0	0	0
Non Low Moderate	0	0	0	0
Total	0	0	0	0
Percent Low/Mod	0.0%	0.0%	0.0%	0.0%

Annual Accomplishments

Accomplishment Narrative

Year # Benefiting

2018 0 procurement of professional services underway / complete

UGLG: Rio Bravo

Grant Year: 2018

Project: 0001 - 2018 CD

Objective: Create suitable living environments

IDIS Activity: 44301 - 7218401 Rio Bravo

Outcome: Sustainability

Activity to prevent, prepare for, and respond to Coronavirus: No

Status: Canceled 11/23/2020

Matrix Code: Street Improvements (03K)

Location:

1701 Centeno Ln Rio Bravo, TX 78046-7855

National Objective: LMA

Initial Funding Date: 01/25/2019

Financing:

Funded Amount: \$0.00

Net Drawn: \$0.00

Balance: \$0.00

Description:

Contractor shall install four hundred twenty-five linear feet (425 l.f.) of eighteen-inch (18") asphalt concrete curb and gutter (AC&G) on the east side of Centeno Ln from the intersection with Rio Bravo to the intersection with Centeno Ln. The curb and gutter shall be installed on the existing concrete curb and gutter.

Proposed Accomplishments:

People (General) : 54

Total Population in Service Area: 54

Census Tract Percent Low / Mod: 53.70

Actual Accomplishments:

Number assisted:

	Owner		Renter		Total		Person
	Total	Hispanic	Total	Hispanic	Total	Hispanic	
White:	0	0	0	0	0	0	0
Black/African American:	0	0	0	0	0	0	0
Asian:	0	0	0	0	0	0	0
American Indian/Alaskan Native:	0	0	0	0	0	0	0
Native Hawaiian/Other Pacific Islander:	0	0	0	0	0	0	0
American Indian/Alaskan Native & White:	0	0	0	0	0	0	0
Asian White:	0	0	0	0	0	0	0
Black/African American & White:	0	0	0	0	0	0	0

American Indian/Alaskan Native & Black/African American:	0	0	0	0	0	0	0
Other multi-racial:	0	0	0	0	0	0	0
Asian/Pacific Islander:	0	0	0	0	0	0	0
Hispanic:	0	0	0	0	0	0	0
Total:	0	0	0	0	0	0	0
Female-headed Households:	0		0		0		

Income Category:

	Owner	Renter	Total	Person
Extremely Low	0	0	0	0
Low Mod	0	0	0	0
Moderate	0	0	0	0
Non Low Moderate	0	0	0	0
Total	0	0	0	0
Percent Low/Mod	0.0%	0.0%	0.0%	0.0%

Annual Accomplishments

Year	# Benefiting	Accomplishment Narrative
2018		0 procurement of professional services underway / complete

UGLG:

Grant Year: 2018

Project: 0001 - 2018 CD

Objective:

IDIS Activity: 44302 - 7218409 Rogers

Outcome:

Activity to prevent, prepare for, and respond to Coronavirus: No

Status: Completed 04/06/2021

Matrix Code: General Program Administration (21A)

Location:

National Objective:

, -

Initial Funding Date: 01/25/2019  
 Financing:  
 Funded Amount: \$30,250.00  
 Net Drawn: \$30,250.00  
 Balance: \$0.00

Description:  
 local admin



Proposed Accomplishments:

: 0

Total Population in Service Area: 0

Census Tract Percent Low / Mod: 0.00

Actual Accomplishments:

Number assisted:

	Owner		Renter		Total		Person
	Total	Hispanic	Total	Hispanic	Total	Hispanic	
White:	0	0	0	0	0	0	0
Black/African American:	0	0	0	0	0	0	0
Asian:	0	0	0	0	0	0	0
American Indian/Alaskan Native:	0	0	0	0	0	0	0
Native Hawaiian/Other Pacific Islander:	0	0	0	0	0	0	0
American Indian/Alaskan Native & White:	0	0	0	0	0	0	0
Asian White:	0	0	0	0	0	0	0
Black/African American & White:	0	0	0	0	0	0	0
American Indian/Alaskan Native & Black/African American:	0	0	0	0	0	0	0
Other multi-racial:	0	0	0	0	0	0	0
Asian/Pacific Islander:	0	0	0	0	0	0	0
Hispanic:	0	0	0	0	0	0	0
Total:	0	0	0	0	0	0	0
Female-headed Households:	0		0		0		

Income Category:

	Owner	Renter	Total	Person
Extremely Low	0	0	0	0
Low Mod	0	0	0	0
Moderate	0	0	0	0
Non Low Moderate	0	0	0	0
Total	0	0	0	0
Percent Low/Mod	0.0%	0.0%	0.0%	0.0%

Annual Accomplishments

Accomplishment Narrative

Year # Benefiting  
 UGLG: ROGERS

Grant Year: 2018  
Project: 0001 - 2018 CD

Objective: Create suitable living environments

IDIS Activity: 44303 - 7218409 Rogers

Outcome: Sustainability

Activity to prevent, prepare for, and respond to Coronavirus: No

Status: Completed 04/06/2021

Matrix Code: Water/Sewer Improvements (03J)

Location:

PO Box 250 Rogers, TX 76569-0250

National Objective: LMA

Initial Funding Date: 01/25/2019

Description:

Financing:  
Funded Amount: \$244,750.00  
Net Drawn: \$244,750.00  
Balance: \$0.00

Contractor shall install one (1) bar screen, rehabilitate Imhoff tank, rehabilitate sludge beds, replace one (1) mechanical agitator, replace pond berm, and all associated appurtenances.

Proposed Accomplishments:

People (General) : 1,043  
Total Population in Service Area: 1,043  
Census Tract Percent Low / Mod: 60.00

Actual Accomplishments:

Number assisted:

	Owner		Renter		Total		Person
	Total	Hispanic	Total	Hispanic	Total	Hispanic	
White:	0	0	0	0	0	0	0
Black/African American:	0	0	0	0	0	0	0
Asian:	0	0	0	0	0	0	0
American Indian/Alaskan Native:	0	0	0	0	0	0	0
Native Hawaiian/Other Pacific Islander:	0	0	0	0	0	0	0
American Indian/Alaskan Native & White:	0	0	0	0	0	0	0
Asian White:	0	0	0	0	0	0	0
Black/African American & White:	0	0	0	0	0	0	0
American Indian/Alaskan Native & Black/African American:	0	0	0	0	0	0	0
Other multi-racial:	0	0	0	0	0	0	0

Asian/Pacific Islander:	0	0	0	0	0	0	0
Hispanic:	0	0	0	0	0	0	0
Total:	0	0	0	0	0	0	0
Female-headed Households:	0		0		0		

Income Category:

	Owner	Renter	Total	Person
Extremely Low	0	0	0	0
Low Mod	0	0	0	0
Moderate	0	0	0	0
Non Low Moderate	0	0	0	0
Total	0	0	0	0
Percent Low/Mod	0.0%	0.0%	0.0%	0.0%

Annual Accomplishments	Accomplishment Narrative
Year	# Benefiting
2018	0 environmental review complete

UGLG:  
Grant Year: 2018  
Project: 0001 - 2018 CD

Objective:

IDIS Activity: 44304 - 7218410 Ropesville  
Activity to prevent, prepare for, and respond to Coronavirus: No

Outcome:

Status: Completed 01/22/2021  
Location:  
, -

Matrix Code: General Program Administration (21A)

National Objective:

Initial Funding Date: 01/25/2019  
Financing:  
Funded Amount: \$27,000.00  
Net Drawn: \$27,000.00  
Balance: \$0.00

Description:  
local admin

Proposed Accomplishments:

: 0

Total Population in Service Area: 0

Census Tract Percent Low / Mod: 0.00

Actual Accomplishments:

Number assisted:

	Owner		Renter		Total		Person
	Total	Hispanic	Total	Hispanic	Total	Hispanic	
White:	0	0	0	0	0	0	0
Black/African American:	0	0	0	0	0	0	0
Asian:	0	0	0	0	0	0	0
American Indian/Alaskan Native:	0	0	0	0	0	0	0
Native Hawaiian/Other Pacific Islander:	0	0	0	0	0	0	0
American Indian/Alaskan Native & White:	0	0	0	0	0	0	0
Asian White:	0	0	0	0	0	0	0
Black/African American & White:	0	0	0	0	0	0	0
American Indian/Alaskan Native & Black/African American:	0	0	0	0	0	0	0
Other multi-racial:	0	0	0	0	0	0	0
Asian/Pacific Islander:	0	0	0	0	0	0	0
Hispanic:	0	0	0	0	0	0	0
Total:	0	0	0	0	0	0	0
Female-headed Households:	0		0		0		

Income Category:

	Owner	Renter	Total	Person
Extremely Low	0	0	0	0
Low Mod	0	0	0	0
Moderate	0	0	0	0
Non Low Moderate	0	0	0	0
Total	0	0	0	0
Percent Low/Mod	0.0%	0.0%	0.0%	0.0%

Annual Accomplishments

Accomplishment Narrative

Year # Benefiting  
 UGLG: Ropesville  
 Grant Year: 2018

Project: 0001 - 2018 CD

Objective: Create suitable living environments

IDIS Activity: 44305 - 7218410 Ropesville

Outcome: Sustainability

Activity to prevent, prepare for, and respond to Coronavirus: No

Status: Completed 01/22/2021

Matrix Code: Water/Sewer Improvements (03J)

Location:

PO Box 96 Ropesville, TX 79358-0096

National Objective: LMA

Initial Funding Date: 01/25/2019

Description:

Financing:

Contractor shall construct two (2) new wells, including two (2) new well pumps, one thousand nine linear feet (1,009 l.f.) of four-inch

Funded Amount: \$247,416.33

Net Drawn: \$247,416.33

Balance: \$0.00

(4

Proposed Accomplishments:

People (General) : 533

Total Population in Service Area: 533

Census Tract Percent Low / Mod: 56.80

Actual Accomplishments:

Number assisted:

	Owner		Renter		Total		Person
	Total	Hispanic	Total	Hispanic	Total	Hispanic	
White:	0	0	0	0	0	0	0
Black/African American:	0	0	0	0	0	0	0
Asian:	0	0	0	0	0	0	0
American Indian/Alaskan Native:	0	0	0	0	0	0	0
Native Hawaiian/Other Pacific Islander:	0	0	0	0	0	0	0
American Indian/Alaskan Native & White:	0	0	0	0	0	0	0
Asian White:	0	0	0	0	0	0	0
Black/African American & White:	0	0	0	0	0	0	0
American Indian/Alaskan Native & Black/African American:	0	0	0	0	0	0	0
Other multi-racial:	0	0	0	0	0	0	0
Asian/Pacific Islander:	0	0	0	0	0	0	0

Hispanic:	0	0	0	0	0	0	0
Total:	0	0	0	0	0	0	0
Female-headed Households:	0		0		0		

Income Category:

	Owner	Renter	Total	Person
Extremely Low	0	0	0	0
Low Mod	0	0	0	0
Moderate	0	0	0	0
Non Low Moderate	0	0	0	0
Total	0	0	0	0
Percent Low/Mod	0.0%	0.0%	0.0%	0.0%

Annual Accomplishments

Accomplishment Narrative

Year # Benefiting

2018 0 project design, plans and specs are being prepared by engineer

UGLG:

Grant Year: 2018

Project: 0001 - 2018 CD

Objective:

IDIS Activity: 44308 - 7218419 Rosser

Outcome:

Activity to prevent, prepare for, and respond to Coronavirus: No

Status: Completed 02/22/2021

Matrix Code: General Program Administration (21A)

Location:

National Objective:

Initial Funding Date: 01/25/2019

Description:

Financing:

local admin

Funded Amount: \$30,250.00

Net Drawn: \$30,250.00

Balance: \$0.00

Proposed Accomplishments:

: 0

Total Population in Service Area: 0  
 Census Tract Percent Low / Mod: 0.00

Actual Accomplishments:

Number assisted:

	Owner		Renter		Total		Person
	Total	Hispanic	Total	Hispanic	Total	Hispanic	
White:	0	0	0	0	0	0	0
Black/African American:	0	0	0	0	0	0	0
Asian:	0	0	0	0	0	0	0
American Indian/Alaskan Native:	0	0	0	0	0	0	0
Native Hawaiian/Other Pacific Islander:	0	0	0	0	0	0	0
American Indian/Alaskan Native & White:	0	0	0	0	0	0	0
Asian White:	0	0	0	0	0	0	0
Black/African American & White:	0	0	0	0	0	0	0
American Indian/Alaskan Native & Black/African American:	0	0	0	0	0	0	0
Other multi-racial:	0	0	0	0	0	0	0
Asian/Pacific Islander:	0	0	0	0	0	0	0
Hispanic:	0	0	0	0	0	0	0
Total:	0	0	0	0	0	0	0
Female-headed Households:	0		0		0		

Income Category:

	Owner	Renter	Total	Person
Extremely Low	0	0	0	0
Low Mod	0	0	0	0
Moderate	0	0	0	0
Non Low Moderate	0	0	0	0
Total	0	0	0	0
Percent Low/Mod	0.0%	0.0%	0.0%	0.0%

Annual Accomplishments

Accomplishment Narrative

Year # Benefiting

UGLG: Rosser

Grant Year: 2018

Project: 0001 - 2018 CD

Objective: Create suitable living environments

IDIS Activity: 44309 - 7218419 Rosser  
 Activity to prevent, prepare for, and respond to Coronavirus: No

Outcome: Sustainability

Status: Completed 01/28/2021  
 Location:  
 PO Box 31 Rosser, TX 75157-0031

Matrix Code: Street Improvements (03K)

National Objective: LMA

Initial Funding Date: 01/25/2019  
 Financing:  
 Funded Amount: \$244,642.00  
 Net Drawn: \$244,642.00  
 Balance: \$0.00

Description:  
 Contractor shall reconstruct streets utilizing pulverizing and cement stabilization, two-inch  
 (2

Proposed Accomplishments:

People (General) : 102  
 Total Population in Service Area: 102  
 Census Tract Percent Low / Mod: 71.50

Actual Accomplishments:

Number assisted:

	Owner		Renter		Total		Person
	Total	Hispanic	Total	Hispanic	Total	Hispanic	
White:	0	0	0	0	0	0	0
Black/African American:	0	0	0	0	0	0	0
Asian:	0	0	0	0	0	0	0
American Indian/Alaskan Native:	0	0	0	0	0	0	0
Native Hawaiian/Other Pacific Islander:	0	0	0	0	0	0	0
American Indian/Alaskan Native & White:	0	0	0	0	0	0	0
Asian White:	0	0	0	0	0	0	0
Black/African American & White:	0	0	0	0	0	0	0
American Indian/Alaskan Native & Black/African American:	0	0	0	0	0	0	0
Other multi-racial:	0	0	0	0	0	0	0
Asian/Pacific Islander:	0	0	0	0	0	0	0
Hispanic:	0	0	0	0	0	0	0



Total: 0 0 0 0 0 0 0  
 Female-headed Households: 0 0 0 0 0 0 0

Income Category:

	Owner	Renter	Total	Person
Extremely Low	0	0	0	0
Low Mod	0	0	0	0
Moderate	0	0	0	0
Non Low Moderate	0	0	0	0
Total	0	0	0	0
Percent Low/Mod	0.0%	0.0%	0.0%	0.0%

Annual Accomplishments

Accomplishment Narrative

Year # Benefiting  
 2018

0 CDBG contract prepared and routed for approval

UGLG:

Grant Year: 2018

Project: 0001 - 2018 CD

Objective:

IDIS Activity: 44310 - 7218420 Rule

Outcome:

Activity to prevent, prepare for, and respond to Coronavirus: No

Status: Open

Matrix Code: General Program Administration (21A)

Location:

National Objective:

Initial Funding Date: 01/25/2019

Description:

Financing:

local admin

Funded Amount: \$14,684.00

Net Drawn: \$12,375.00

Balance: \$2,309.00

Proposed Accomplishments:

: 0

Total Population in Service Area: 0

Census Tract Percent Low / Mod: 0.00

Actual Accomplishments:

Number assisted:

	Owner		Renter		Total		Person
	Total	Hispanic	Total	Hispanic	Total	Hispanic	
White:	0	0	0	0	0	0	0
Black/African American:	0	0	0	0	0	0	0
Asian:	0	0	0	0	0	0	0
American Indian/Alaskan Native:	0	0	0	0	0	0	0
Native Hawaiian/Other Pacific Islander:	0	0	0	0	0	0	0
American Indian/Alaskan Native & White:	0	0	0	0	0	0	0
Asian White:	0	0	0	0	0	0	0
Black/African American & White:	0	0	0	0	0	0	0
American Indian/Alaskan Native & Black/African American:	0	0	0	0	0	0	0
Other multi-racial:	0	0	0	0	0	0	0
Asian/Pacific Islander:	0	0	0	0	0	0	0
Hispanic:	0	0	0	0	0	0	0
Total:	0	0	0	0	0	0	0
Female-headed Households:	0		0		0		

Income Category:

	Owner	Renter	Total	Person
Extremely Low	0	0	0	0
Low Mod	0	0	0	0
Moderate	0	0	0	0
Non Low Moderate	0	0	0	0
Total	0	0	0	0
Percent Low/Mod	0.0%	0.0%	0.0%	0.0%

Annual Accomplishments

Accomplishment Narrative

Year # Benefiting

UGLG: RULE

Grant Year: 2018

Project: 0001 - 2018 CD

Objective: Create suitable living environments

IDIS Activity: 44311 - 7218420 Rule

Outcome: Sustainability

Activity to prevent, prepare for, and respond to Coronavirus: No

Status: Open

Matrix Code: Water/Sewer Improvements (03J)

Location:

PO Box 607 Rule, TX 79547-0607

National Objective: LMA

Initial Funding Date: 01/25/2019

Description:

Financing:

Contractor shall rehabilitate the stabilization ponds by dewatering and removing sludge, reshaping ponds, replacing pond liners, and all associated appurtenances.

Funded Amount: \$260,316.00

Construction shall take place at the WWTP, located on FM 453, approximately 950 I.f.

Net Drawn: \$256,264.65

Balance: \$4,051.35

Proposed Accomplishments:

People (General) : 613

Total Population in Service Area: 613

Census Tract Percent Low / Mod: 72.20

Actual Accomplishments:

Number assisted:

	Owner		Renter		Total		Person
	Total	Hispanic	Total	Hispanic	Total	Hispanic	
White:	0	0	0	0	0	0	0
Black/African American:	0	0	0	0	0	0	0
Asian:	0	0	0	0	0	0	0
American Indian/Alaskan Native:	0	0	0	0	0	0	0
Native Hawaiian/Other Pacific Islander:	0	0	0	0	0	0	0
American Indian/Alaskan Native & White:	0	0	0	0	0	0	0
Asian White:	0	0	0	0	0	0	0
Black/African American & White:	0	0	0	0	0	0	0
American Indian/Alaskan Native & Black/African American:	0	0	0	0	0	0	0
Other multi-racial:	0	0	0	0	0	0	0
Asian/Pacific Islander:	0	0	0	0	0	0	0
Hispanic:	0	0	0	0	0	0	0
Total:	0	0	0	0	0	0	0

Female-headed Households: 0 0 0

Income Category:

	Owner	Renter	Total	Person
Extremely Low	0	0	0	0
Low Mod	0	0	0	0
Moderate	0	0	0	0
Non Low Moderate	0	0	0	0
Total	0	0	0	0
Percent Low/Mod	0.0%	0.0%	0.0%	0.0%

Annual Accomplishments

Accomplishment Narrative

Year # Benefiting  
2018

0 procurement of professional services underway / complete

UGLG: SAN SABA

Grant Year: 2018

Project: 0001 - 2018 CD

Objective: Create suitable living environments

IDIS Activity: 44314 - 7218429 San Saba

Outcome: Sustainability

Activity to prevent, prepare for, and respond to Coronavirus: No

Status: Open

Matrix Code: Water/Sewer Improvements (03J)

Location:

PO Box 788 San Saba, TX 76877-0788

National Objective: LMA

Initial Funding Date: 01/25/2019

Financing:

Funded Amount: \$275,000.00

Net Drawn: \$275,000.00

Balance: \$0.00

Description:

Contractor shall replace three (3) pumps, three (3) pumps and motors, one thousand linear feet (1,000 l.f.) of piping, five (5) check valves, and all associated appurtenances. Construction shall take place at the Water Treatment Plant located at the intersection of

Proposed Accomplishments:

People (General) : 2,494

Total Population in Service Area: 2,494

Census Tract Percent Low / Mod: 78.20

Actual Accomplishments:

Number assisted:

	Owner		Renter		Total		Person
	Total	Hispanic	Total	Hispanic	Total	Hispanic	
White:	0	0	0	0	0	0	0
Black/African American:	0	0	0	0	0	0	0
Asian:	0	0	0	0	0	0	0
American Indian/Alaskan Native:	0	0	0	0	0	0	0
Native Hawaiian/Other Pacific Islander:	0	0	0	0	0	0	0
American Indian/Alaskan Native & White:	0	0	0	0	0	0	0
Asian White:	0	0	0	0	0	0	0
Black/African American & White:	0	0	0	0	0	0	0
American Indian/Alaskan Native & Black/African American:	0	0	0	0	0	0	0
Other multi-racial:	0	0	0	0	0	0	0
Asian/Pacific Islander:	0	0	0	0	0	0	0
Hispanic:	0	0	0	0	0	0	0
Total:	0	0	0	0	0	0	0
Female-headed Households:	0		0		0		

Income Category:

	Owner	Renter	Total	Person
Extremely Low	0	0	0	0
Low Mod	0	0	0	0
Moderate	0	0	0	0
Non Low Moderate	0	0	0	0
Total	0	0	0	0
Percent Low/Mod	0.0%	0.0%	0.0%	0.0%

Annual Accomplishments

Accomplishment Narrative

Year # Benefiting

2018 0 CDBG contract prepared and routed for approval

UGLG:

Grant Year: 2018

Project: 0001 - 2018 CD

Objective:

IDIS Activity: 44315 - 7218430 Santa Anna

Outcome:

Activity to prevent, prepare for, and respond to Coronavirus: No

Status: Completed 06/25/2021

Matrix Code: General Program Administration (21A)

Location:

National Objective:

Initial Funding Date: 01/25/2019

Description:

Financing:

local admin

Funded Amount: \$14,900.00

Net Drawn: \$14,900.00

Balance: \$0.00

Proposed Accomplishments:

: 0

Total Population in Service Area: 0

Census Tract Percent Low / Mod: 0.00

Actual Accomplishments:

Number assisted:

	Owner		Renter		Total		Person
	Total	Hispanic	Total	Hispanic	Total	Hispanic	
White:	0	0	0	0	0	0	0
Black/African American:	0	0	0	0	0	0	0
Asian:	0	0	0	0	0	0	0
American Indian/Alaskan Native:	0	0	0	0	0	0	0
Native Hawaiian/Other Pacific Islander:	0	0	0	0	0	0	0
American Indian/Alaskan Native & White:	0	0	0	0	0	0	0
Asian White:	0	0	0	0	0	0	0
Black/African American & White:	0	0	0	0	0	0	0
American Indian/Alaskan Native & Black/African American:	0	0	0	0	0	0	0
Other multi-racial:	0	0	0	0	0	0	0
Asian/Pacific Islander:	0	0	0	0	0	0	0
Hispanic:	0	0	0	0	0	0	0
Total:	0	0	0	0	0	0	0
Female-headed Households:	0		0		0		

Income Category:

	Owner	Renter	Total	Person
Extremely Low	0	0	0	0
Low Mod	0	0	0	0
Moderate	0	0	0	0
Non Low Moderate	0	0	0	0
Total	0	0	0	0
Percent Low/Mod	0.0%	0.0%	0.0%	0.0%

Annual Accomplishments

Accomplishment Narrative

Year # Benefiting  
 UGLG: SANTA ANNA  
 Grant Year: 2018  
 Project: 0001 - 2018 CD

Objective: Create suitable living environments

IDIS Activity: 44316 - 7218430 Santa Anna

Outcome: Sustainability

Activity to prevent, prepare for, and respond to Coronavirus: No

Status: Completed 06/25/2021

Matrix Code: Water/Sewer Improvements (03J)

Location:

709 Wallis Ave Santa Anna, TX 76878-2046

National Objective: LMA

Initial Funding Date: 01/25/2019

Financing:

Funded Amount: \$253,950.00

Net Drawn: \$253,950.00

Balance: \$0.00

Description:

Contractor shall de-water, remove sludge and reconstruct the clay liner in the lagoon, and all associated appurtenances.

Construction shall take place at the WWTP, located on CR 272, approximately 3,300 I.f.

Proposed Accomplishments:

People (General) : 1,335

Total Population in Service Area: 1,335

Census Tract Percent Low / Mod: 51.60

Actual Accomplishments:

Number assisted:

	Owner		Renter		Total		Person
	Total	Hispanic	Total	Hispanic	Total	Hispanic	
White:	0	0	0	0	0	0	0
Black/African American:	0	0	0	0	0	0	0
Asian:	0	0	0	0	0	0	0
American Indian/Alaskan Native:	0	0	0	0	0	0	0
Native Hawaiian/Other Pacific Islander:	0	0	0	0	0	0	0
American Indian/Alaskan Native & White:	0	0	0	0	0	0	0
Asian White:	0	0	0	0	0	0	0
Black/African American & White:	0	0	0	0	0	0	0
American Indian/Alaskan Native & Black/African American:	0	0	0	0	0	0	0
Other multi-racial:	0	0	0	0	0	0	0
Asian/Pacific Islander:	0	0	0	0	0	0	0
Hispanic:	0	0	0	0	0	0	0
Total:	0	0	0	0	0	0	0
Female-headed Households:	0		0		0		

Income Category:

	Owner	Renter	Total	Person
Extremely Low	0	0	0	0
Low Mod	0	0	0	0
Moderate	0	0	0	0
Non Low Moderate	0	0	0	0
Total	0	0	0	0
Percent Low/Mod	0.0%	0.0%	0.0%	0.0%

Annual Accomplishments

Accomplishment Narrative

Year # Benefiting

2018 0 procurement of professional services underway / complete

UGLG:

Grant Year: 2018

Project: 0001 - 2018 CD

Objective:

IDIS Activity: 44318 - 7218439 Seven Oaks

Outcome:

Activity to prevent, prepare for, and respond to Coronavirus: No

Status: Completed 01/22/2021

Matrix Code: General Program Administration (21A)



Location:

National Objective:

Initial Funding Date: 01/25/2019  
 Financing:  
 Funded Amount: \$26,125.00  
 Net Drawn: \$26,125.00  
 Balance: \$0.00

Description:  
local admin

Proposed Accomplishments:

: 0  
 Total Population in Service Area: 0  
 Census Tract Percent Low / Mod: 0.00

Actual Accomplishments:

Number assisted:

	Owner		Renter		Total		Person
	Total	Hispanic	Total	Hispanic	Total	Hispanic	
White:	0	0	0	0	0	0	0
Black/African American:	0	0	0	0	0	0	0
Asian:	0	0	0	0	0	0	0
American Indian/Alaskan Native:	0	0	0	0	0	0	0
Native Hawaiian/Other Pacific Islander:	0	0	0	0	0	0	0
American Indian/Alaskan Native & White:	0	0	0	0	0	0	0
Asian White:	0	0	0	0	0	0	0
Black/African American & White:	0	0	0	0	0	0	0
American Indian/Alaskan Native & Black/African American:	0	0	0	0	0	0	0
Other multi-racial:	0	0	0	0	0	0	0
Asian/Pacific Islander:	0	0	0	0	0	0	0
Hispanic:	0	0	0	0	0	0	0
Total:	0	0	0	0	0	0	0
Female-headed Households:	0		0		0		

Income Category:

Owner	Renter	Total	Person
-------	--------	-------	--------

Extremely Low	0	0	0	0
Low Mod	0	0	0	0
Moderate	0	0	0	0
Non Low Moderate	0	0	0	0
Total	0	0	0	0
Percent Low/Mod	0.0%	0.0%	0.0%	0.0%

Annual Accomplishments Accomplishment Narrative

Year # Benefiting  
 UGLG: SEVEN OAKS  
 Grant Year: 2018

Project: 0001 - 2018 CD

Objective: Create suitable living environments

IDIS Activity: 44319 - 7218439 Seven Oaks

Outcome: Sustainability

Activity to prevent, prepare for, and respond to Coronavirus: No

Status: Completed 01/22/2021

Matrix Code: Street Improvements (03K)

Location:

PO Box 334 Leggett, TX 77350-0334

National Objective: LMA

Initial Funding Date: 01/25/2019  
 Financing:  
 Funded Amount: \$235,947.40  
 Net Drawn: \$235,947.40  
 Balance: \$0.00

Description:  
 Contractor shall reconstruct streets utilizing a four-inch (4") flex-base, prime coat asphalt material, one coat surface treatment, culverts, and all associated appurtenances. Construction shall take place in the following locations: Camp Road, Old Highway 35,

Proposed Accomplishments:

People (General) : 15  
 Total Population in Service Area: 15  
 Census Tract Percent Low / Mod: 100.00

Actual Accomplishments:

Number assisted:

Owner		Renter		Total		Person
Total	Hispanic	Total	Hispanic	Total	Hispanic	

White:	0	0	0	0	0	0	0
Black/African American:	0	0	0	0	0	0	0
Asian:	0	0	0	0	0	0	0
American Indian/Alaskan Native:	0	0	0	0	0	0	0
Native Hawaiian/Other Pacific Islander:	0	0	0	0	0	0	0
American Indian/Alaskan Native & White:	0	0	0	0	0	0	0
Asian White:	0	0	0	0	0	0	0
Black/African American & White:	0	0	0	0	0	0	0
American Indian/Alaskan Native & Black/African American:	0	0	0	0	0	0	0
Other multi-racial:	0	0	0	0	0	0	0
Asian/Pacific Islander:	0	0	0	0	0	0	0
Hispanic:	0	0	0	0	0	0	0
Total:	0	0	0	0	0	0	0
Female-headed Households:	0		0		0		0

Income Category:

	Owner	Renter	Total	Person
Extremely Low	0	0	0	0
Low Mod	0	0	0	0
Moderate	0	0	0	0
Non Low Moderate	0	0	0	0
Total	0	0	0	0
Percent Low/Mod	0.0%	0.0%	0.0%	0.0%

Annual Accomplishments

Accomplishment Narrative  
 Year # Benefiting  
 2018 0 CDBG contract prepared and routed for approval

UGLG:  
 Grant Year: 2018  
 Project: 0001 - 2018 CD

Objective:

IDIS Activity: 44320 - 7218440 Shelby County  
 Activity to prevent, prepare for, and respond to Coronavirus: No

Outcome:

Status: Open  
 Location:

Matrix Code: General Program Administration (21A)

National Objective:

Initial Funding Date: 01/25/2019  
 Financing:  
 Funded Amount: \$26,125.00  
 Net Drawn: \$23,512.50  
 Balance: \$2,612.50

Description:  
local admin

Proposed Accomplishments:

: 0  
 Total Population in Service Area: 0  
 Census Tract Percent Low / Mod: 0.00

Actual Accomplishments:

Number assisted:

	Owner		Renter		Total		Person
	Total	Hispanic	Total	Hispanic	Total	Hispanic	
White:	0	0	0	0	0	0	0
Black/African American:	0	0	0	0	0	0	0
Asian:	0	0	0	0	0	0	0
American Indian/Alaskan Native:	0	0	0	0	0	0	0
Native Hawaiian/Other Pacific Islander:	0	0	0	0	0	0	0
American Indian/Alaskan Native & White:	0	0	0	0	0	0	0
Asian White:	0	0	0	0	0	0	0
Black/African American & White:	0	0	0	0	0	0	0
American Indian/Alaskan Native & Black/African American:	0	0	0	0	0	0	0
Other multi-racial:	0	0	0	0	0	0	0
Asian/Pacific Islander:	0	0	0	0	0	0	0
Hispanic:	0	0	0	0	0	0	0
Total:	0	0	0	0	0	0	0
Female-headed Households:	0		0		0		

Income Category:

	Owner	Renter	Total	Person
Extremely Low	0	0	0	0
Low Mod	0	0	0	0

Moderate	0	0	0	0
Non Low Moderate	0	0	0	0
Total	0	0	0	0
Percent Low/Mod	0.0%	0.0%	0.0%	0.0%

Annual Accomplishments Accomplishment Narrative

Year # Benefiting  
 UGLG: SHELBY COUNTY  
 Grant Year: 2018

Project: 0001 - 2018 CD

Objective: Create suitable living environments

IDIS Activity: 44321 - 7218440 Shelby County

Outcome: Sustainability

Activity to prevent, prepare for, and respond to Coronavirus: No

Status: Open

Matrix Code: Water/Sewer Improvements (03J)

Location:

200 San Augustine St Ste 6 Center, TX 75935-3959

National Objective: LMA

Initial Funding Date: 01/25/2019  
 Financing:  
 Funded Amount: \$248,875.00  
 Net Drawn: \$248,400.00  
 Balance: \$475.00

Description:  
 Contractor shall demolish the existing chemical feed facilities and construct one (1) chlorine gas facility, one (1) LASpolyphosphate chemical feed facility, one (1) site restoration, piping, electrical controls, and all associated appurtenances.

Proposed Accomplishments:

People (General) : 659  
 Total Population in Service Area: 659  
 Census Tract Percent Low / Mod: 66.40

Actual Accomplishments:

Number assisted:

	Owner		Renter		Total		Person
	Total	Hispanic	Total	Hispanic	Total	Hispanic	
White:	0	0	0	0	0	0	0
Black/African American:	0	0	0	0	0	0	0

Asian:	0	0	0	0	0	0	0
American Indian/Alaskan Native:	0	0	0	0	0	0	0
Native Hawaiian/Other Pacific Islander:	0	0	0	0	0	0	0
American Indian/Alaskan Native & White:	0	0	0	0	0	0	0
Asian White:	0	0	0	0	0	0	0
Black/African American & White:	0	0	0	0	0	0	0
American Indian/Alaskan Native & Black/African American:	0	0	0	0	0	0	0
Other multi-racial:	0	0	0	0	0	0	0
Asian/Pacific Islander:	0	0	0	0	0	0	0
Hispanic:	0	0	0	0	0	0	0
Total:	0	0	0	0	0	0	0
Female-headed Households:	0		0		0		

Income Category:

	Owner	Renter	Total	Person
Extremely Low	0	0	0	0
Low Mod	0	0	0	0
Moderate	0	0	0	0
Non Low Moderate	0	0	0	0
Total	0	0	0	0
Percent Low/Mod	0.0%	0.0%	0.0%	0.0%

Annual Accomplishments

Accomplishment Narrative

Year # Benefiting

2018 0 construction bidding and award in progress

UGLG:

Grant Year: 2018

Project: 0001 - 2018 CD

Objective:

IDIS Activity: 44324 - 7218449 Silverton

Outcome:

Activity to prevent, prepare for, and respond to Coronavirus: No

Status: Completed 01/22/2021

Matrix Code: General Program Administration (21A)

Location:

National Objective:

Initial Funding Date: 01/25/2019  
 Financing:  
 Funded Amount: \$23,870.00  
 Net Drawn: \$23,870.00  
 Balance: \$0.00

Description:  
 local admin

Proposed Accomplishments:

: 0  
 Total Population in Service Area: 0  
 Census Tract Percent Low / Mod: 0.00

Actual Accomplishments:

Number assisted:

	Owner		Renter		Total		Person
	Total	Hispanic	Total	Hispanic	Total	Hispanic	
White:	0	0	0	0	0	0	0
Black/African American:	0	0	0	0	0	0	0
Asian:	0	0	0	0	0	0	0
American Indian/Alaskan Native:	0	0	0	0	0	0	0
Native Hawaiian/Other Pacific Islander:	0	0	0	0	0	0	0
American Indian/Alaskan Native & White:	0	0	0	0	0	0	0
Asian White:	0	0	0	0	0	0	0
Black/African American & White:	0	0	0	0	0	0	0
American Indian/Alaskan Native & Black/African American:	0	0	0	0	0	0	0
Other multi-racial:	0	0	0	0	0	0	0
Asian/Pacific Islander:	0	0	0	0	0	0	0
Hispanic:	0	0	0	0	0	0	0
Total:	0	0	0	0	0	0	0
Female-headed Households:	0		0		0		

Income Category:

	Owner	Renter	Total	Person
Extremely Low	0	0	0	0
Low Mod	0	0	0	0
Moderate	0	0	0	0
Non Low Moderate	0	0	0	0





Native Hawaiian/Other Pacific Islander:	0	0	0	0	0	0	0
American Indian/Alaskan Native & White:	0	0	0	0	0	0	0
Asian White:	0	0	0	0	0	0	0
Black/African American & White:	0	0	0	0	0	0	0
American Indian/Alaskan Native & Black/African American:	0	0	0	0	0	0	0
Other multi-racial:	0	0	0	0	0	0	0
Asian/Pacific Islander:	0	0	0	0	0	0	0
Hispanic:	0	0	0	0	0	0	0
Total:	0	0	0	0	0	0	0
Female-headed Households:	0		0		0		

Income Category:

	Owner	Renter	Total	Person
Extremely Low	0	0	0	0
Low Mod	0	0	0	0
Moderate	0	0	0	0
Non Low Moderate	0	0	0	0
Total	0	0	0	0
Percent Low/Mod	0.0%	0.0%	0.0%	0.0%

Annual Accomplishments

Accomplishment Narrative

Year # Benefiting  
 2018 0 procurement of professional services underway / complete

UGLG: SINTON  
 Grant Year: 2018

Project: 0001 - 2018 CD

Objective: Create suitable living environments

IDIS Activity: 44327 - 7218450 Sinton  
 Activity to prevent, prepare for, and respond to Coronavirus: No

Outcome: Sustainability

Status: Completed 07/08/2021  
 Location:

Matrix Code: Water/Sewer Improvements (03J)

PO Box 1395 Sinton, TX 78387-1395

National Objective: LMA

Initial Funding Date: 01/25/2019  
 Financing:

Description:  
 Contractor shall install three thousand linear feet (3,000 l.f.) of eight-inch



Annual Accomplishments      Accomplishment Narrative  
 Year      # Benefiting  
 2018      0 project design, plans and specs are being prepared by engineer

UGLG:  
 Grant Year:    2018  
 Project:      0001 - 2018 CD      Objective:  
 IDIS Activity: 44328 - 7218451 Borger      Outcome:  
 Activity to prevent, prepare for, and respond to Coronavirus:    No  
 Status:      Completed 02/25/2021      Matrix Code:      General Program Administration (21A)  
 Location:  
 , -      National Objective:

Initial Funding Date:      01/25/2019      Description:  
 Financing:      local admin  
 Funded Amount:      \$15,750.00  
 Net Drawn:      \$15,750.00  
 Balance:      \$0.00

Proposed Accomplishments:  
 : 0  
 Total Population in Service Area: 0  
 Census Tract Percent Low / Mod: 0.00

Actual Accomplishments:  
 Number assisted:

	Owner		Renter		Total		
	Total	Hispanic	Total	Hispanic	Total	Hispanic	Person
White:	0	0	0	0	0	0	0
Black/African American:	0	0	0	0	0	0	0
Asian:	0	0	0	0	0	0	0
American Indian/Alaskan Native:	0	0	0	0	0	0	0
Native Hawaiian/Other Pacific Islander:	0	0	0	0	0	0	0
American Indian/Alaskan Native & White:	0	0	0	0	0	0	0

Asian White:	0	0	0	0	0	0	0
Black/African American & White:	0	0	0	0	0	0	0
American Indian/Alaskan Native & Black/African American:	0	0	0	0	0	0	0
Other multi-racial:	0	0	0	0	0	0	0
Asian/Pacific Islander:	0	0	0	0	0	0	0
Hispanic:	0	0	0	0	0	0	0
Total:	0	0	0	0	0	0	0
Female-headed Households:	0		0		0		

Income Category:

	Owner	Renter	Total	Person
Extremely Low	0	0	0	0
Low Mod	0	0	0	0
Moderate	0	0	0	0
Non Low Moderate	0	0	0	0
Total	0	0	0	0
Percent Low/Mod	0.0%	0.0%	0.0%	0.0%

Annual Accomplishments

Accomplishment Narrative

Year # Benefiting

UGLG: BORGER

Grant Year: 2018

Project: 0001 - 2018 CD

Objective: Create suitable living environments

IDIS Activity: 44329 - 7218451 Borger

Outcome: Sustainability

Activity to prevent, prepare for, and respond to Coronavirus: No

Status: Completed 02/11/2021

Matrix Code: Water/Sewer Improvements (03J)

Location:

PO Box 5250 Borger, TX 79008-5250

National Objective: LMA

Initial Funding Date: 01/25/2019

Financing:

Funded Amount: \$259,250.00

Net Drawn: \$259,250.00

Description:

Contractor shall replace five (5) storm water inlets, two (2) junction boxes, one thousand two hundred twenty-one linear feet (1,221 l.f.) of twenty-four-inch (24") and forty-two-inch (42") storm sewer pipe, stabilization of five hundred ninety-five linear feet (595 l.f.) of

Balance: \$0.00

Proposed Accomplishments:

People (General) : 1,200

Total Population in Service Area: 1,200

Census Tract Percent Low / Mod: 65.00

Actual Accomplishments:

Number assisted:

	Owner		Renter		Total		Person
	Total	Hispanic	Total	Hispanic	Total	Hispanic	
White:	0	0	0	0	0	0	0
Black/African American:	0	0	0	0	0	0	0
Asian:	0	0	0	0	0	0	0
American Indian/Alaskan Native:	0	0	0	0	0	0	0
Native Hawaiian/Other Pacific Islander:	0	0	0	0	0	0	0
American Indian/Alaskan Native & White:	0	0	0	0	0	0	0
Asian White:	0	0	0	0	0	0	0
Black/African American & White:	0	0	0	0	0	0	0
American Indian/Alaskan Native & Black/African American:	0	0	0	0	0	0	0
Other multi-racial:	0	0	0	0	0	0	0
Asian/Pacific Islander:	0	0	0	0	0	0	0
Hispanic:	0	0	0	0	0	0	0
Total:	0	0	0	0	0	0	0
Female-headed Households:	0		0		0		

Income Category:

	Owner	Renter	Total	Person
Extremely Low	0	0	0	0
Low Mod	0	0	0	0
Moderate	0	0	0	0
Non Low Moderate	0	0	0	0
Total	0	0	0	0
Percent Low/Mod	0.0%	0.0%	0.0%	0.0%

Annual Accomplishments

Accomplishment Narrative

Year # Benefiting

2020 0 \$0.00

UGLG:

Grant Year: 2018

Project: 0001 - 2018 CD

Objective:

IDIS Activity: 44330 - 7218459 Smiley

Outcome:

Activity to prevent, prepare for, and respond to Coronavirus: No

Status: Completed 04/30/2021

Matrix Code: General Program Administration (21A)

Location:

National Objective:

Initial Funding Date: 01/25/2019

Description:

Financing:

local admin

Funded Amount: \$16,250.00

Net Drawn: \$16,250.00

Balance: \$0.00

Proposed Accomplishments:

: 0

Total Population in Service Area: 0

Census Tract Percent Low / Mod: 0.00

Actual Accomplishments:

Number assisted:

	Owner		Renter		Total		Person
	Total	Hispanic	Total	Hispanic	Total	Hispanic	
White:	0	0	0	0	0	0	0
Black/African American:	0	0	0	0	0	0	0
Asian:	0	0	0	0	0	0	0
American Indian/Alaskan Native:	0	0	0	0	0	0	0
Native Hawaiian/Other Pacific Islander:	0	0	0	0	0	0	0
American Indian/Alaskan Native & White:	0	0	0	0	0	0	0
Asian White:	0	0	0	0	0	0	0
Black/African American & White:	0	0	0	0	0	0	0

American Indian/Alaskan Native & Black/African American:	0	0	0	0	0	0	0
Other multi-racial:	0	0	0	0	0	0	0
Asian/Pacific Islander:	0	0	0	0	0	0	0
Hispanic:	0	0	0	0	0	0	0
Total:	0	0	0	0	0	0	0
Female-headed Households:	0		0		0		

Income Category:

	Owner	Renter	Total	Person
Extremely Low	0	0	0	0
Low Mod	0	0	0	0
Moderate	0	0	0	0
Non Low Moderate	0	0	0	0
Total	0	0	0	0
Percent Low/Mod	0.0%	0.0%	0.0%	0.0%

Annual Accomplishments

Accomplishment Narrative

Year # Benefiting  
 UGLG: SMILEY  
 Grant Year: 2018  
 Project: 0001 - 2018 CD

Objective: Create suitable living environments

IDIS Activity: 44331 - 7218459 Smiley

Outcome: Sustainability

Activity to prevent, prepare for, and respond to Coronavirus: No

Status: Completed 04/06/2021

Matrix Code: Water/Sewer Improvements (03J)

Location:

PO Box 189 Smiley, TX 78159-0189

National Objective: LMA

Initial Funding Date: 01/25/2019

Financing:  
 Funded Amount: \$258,750.00  
 Net Drawn: \$258,750.00  
 Balance: \$0.00

Description:  
 Contractor shall replace residential water meters throughout the city with an Automatic Meter Reader system and construct a ground storage tank, and all associated appurtenances.

Proposed Accomplishments:

People (General) : 568

Total Population in Service Area: 568

Census Tract Percent Low / Mod: 75.00

Actual Accomplishments:

Number assisted:

	Owner		Renter		Total		Person
	Total	Hispanic	Total	Hispanic	Total	Hispanic	
White:	0	0	0	0	0	0	0
Black/African American:	0	0	0	0	0	0	0
Asian:	0	0	0	0	0	0	0
American Indian/Alaskan Native:	0	0	0	0	0	0	0
Native Hawaiian/Other Pacific Islander:	0	0	0	0	0	0	0
American Indian/Alaskan Native & White:	0	0	0	0	0	0	0
Asian White:	0	0	0	0	0	0	0
Black/African American & White:	0	0	0	0	0	0	0
American Indian/Alaskan Native & Black/African American:	0	0	0	0	0	0	0
Other multi-racial:	0	0	0	0	0	0	0
Asian/Pacific Islander:	0	0	0	0	0	0	0
Hispanic:	0	0	0	0	0	0	0
Total:	0	0	0	0	0	0	0
Female-headed Households:	0		0		0		

Income Category:

	Owner	Renter	Total	Person
Extremely Low	0	0	0	0
Low Mod	0	0	0	0
Moderate	0	0	0	0
Non Low Moderate	0	0	0	0
Total	0	0	0	0
Percent Low/Mod	0.0%	0.0%	0.0%	0.0%

Annual Accomplishments

Accomplishment Narrative

Year # Benefiting

2018 0 CDBG contract prepared and routed for approval

UGLG: Sour Lake



Grant Year: 2018  
 Project: 0001 - 2018 CD

Objective: Create suitable living environments

IDIS Activity: 44337 - 7218461 Sour Lake  
 Activity to prevent, prepare for, and respond to Coronavirus: No

Outcome: Sustainability

Status: Completed 06/08/2021  
 Location:  
 625 Highway 105 W Sour Lake, TX 77659-9516

Matrix Code: Water/Sewer Improvements (03J)

National Objective: LMA

Initial Funding Date: 01/28/2019  
 Financing:  
 Funded Amount: \$268,976.00  
 Net Drawn: \$268,976.00  
 Balance: \$0.00

Description:  
 Contractor shall install four thousand one hundred five linear feet (4,105 l.f.) of six-inch (6) sewer line, manholes, mainline cleanouts, service reconnections, and all associated appurtenances.

Proposed Accomplishments:  
 People (General) : 140  
 Total Population in Service Area: 140  
 Census Tract Percent Low / Mod: 91.40

Actual Accomplishments:

Number assisted:

	Owner		Renter		Total		Person
	Total	Hispanic	Total	Hispanic	Total	Hispanic	
White:	0	0	0	0	0	0	0
Black/African American:	0	0	0	0	0	0	0
Asian:	0	0	0	0	0	0	0
American Indian/Alaskan Native:	0	0	0	0	0	0	0
Native Hawaiian/Other Pacific Islander:	0	0	0	0	0	0	0
American Indian/Alaskan Native & White:	0	0	0	0	0	0	0
Asian White:	0	0	0	0	0	0	0
Black/African American & White:	0	0	0	0	0	0	0
American Indian/Alaskan Native & Black/African American:	0	0	0	0	0	0	0
Other multi-racial:	0	0	0	0	0	0	0

Asian/Pacific Islander:	0	0	0	0	0	0	0
Hispanic:	0	0	0	0	0	0	0
Total:	0	0	0	0	0	0	0
Female-headed Households:	0		0		0		

Income Category:

	Owner	Renter	Total	Person
Extremely Low	0	0	0	0
Low Mod	0	0	0	0
Moderate	0	0	0	0
Non Low Moderate	0	0	0	0
Total	0	0	0	0
Percent Low/Mod	0.0%	0.0%	0.0%	0.0%

Annual Accomplishments	Accomplishment Narrative
Year	# Benefiting
2018	0 environmental review complete

UGLG:  
Grant Year: 2018  
Project: 0001 - 2018 CD

Objective:  
  
Outcome:  
  
Matrix Code: General Program Administration (21A)

IDIS Activity: 44339 - 7218469 Stephenville  
Activity to prevent, prepare for, and respond to Coronavirus: No

Status: Open  
Location:  
, -

National Objective:

Initial Funding Date: 01/28/2019  
Financing:  
Funded Amount: \$27,500.00  
Net Drawn: \$27,500.00  
Balance: \$0.00

Description:  
local admin

Proposed Accomplishments:

: 0

Total Population in Service Area: 0

Census Tract Percent Low / Mod: 0.00

Actual Accomplishments:

Number assisted:

	Owner		Renter		Total		Person
	Total	Hispanic	Total	Hispanic	Total	Hispanic	
White:	0	0	0	0	0	0	0
Black/African American:	0	0	0	0	0	0	0
Asian:	0	0	0	0	0	0	0
American Indian/Alaskan Native:	0	0	0	0	0	0	0
Native Hawaiian/Other Pacific Islander:	0	0	0	0	0	0	0
American Indian/Alaskan Native & White:	0	0	0	0	0	0	0
Asian White:	0	0	0	0	0	0	0
Black/African American & White:	0	0	0	0	0	0	0
American Indian/Alaskan Native & Black/African American:	0	0	0	0	0	0	0
Other multi-racial:	0	0	0	0	0	0	0
Asian/Pacific Islander:	0	0	0	0	0	0	0
Hispanic:	0	0	0	0	0	0	0
Total:	0	0	0	0	0	0	0
Female-headed Households:	0		0		0		

Income Category:

	Owner	Renter	Total	Person
Extremely Low	0	0	0	0
Low Mod	0	0	0	0
Moderate	0	0	0	0
Non Low Moderate	0	0	0	0
Total	0	0	0	0
Percent Low/Mod	0.0%	0.0%	0.0%	0.0%

Annual Accomplishments

Accomplishment Narrative

Year # Benefiting  
 UGLG: THORNTON  
 Grant Year: 2018

Project: 0001 - 2018 CD

Objective: Create suitable living environments

IDIS Activity: 44345 - 7218471 Thornton

Outcome: Sustainability

Activity to prevent, prepare for, and respond to Coronavirus: No

Status: Open

Matrix Code: Water/Sewer Improvements (03J)

Location:

708A Highway 14 Thornton, TX 76687-2662

National Objective: LMA

Initial Funding Date: 01/28/2019

Description:

Financing:

Contractor shall replace three thousand two hundred thirty linear feet (3,230 l.f.) of six-inch

Funded Amount: \$267,000.00

Net Drawn: \$266,980.10

Balance: \$19.90

(6

Proposed Accomplishments:

People (General) : 570

Total Population in Service Area: 570

Census Tract Percent Low / Mod: 66.40

Actual Accomplishments:

Number assisted:

	Owner		Renter		Total		Person
	Total	Hispanic	Total	Hispanic	Total	Hispanic	
White:	0	0	0	0	0	0	0
Black/African American:	0	0	0	0	0	0	0
Asian:	0	0	0	0	0	0	0
American Indian/Alaskan Native:	0	0	0	0	0	0	0
Native Hawaiian/Other Pacific Islander:	0	0	0	0	0	0	0
American Indian/Alaskan Native & White:	0	0	0	0	0	0	0
Asian White:	0	0	0	0	0	0	0
Black/African American & White:	0	0	0	0	0	0	0
American Indian/Alaskan Native & Black/African American:	0	0	0	0	0	0	0
Other multi-racial:	0	0	0	0	0	0	0
Asian/Pacific Islander:	0	0	0	0	0	0	0

Hispanic:	0	0	0	0	0	0	0
Total:	0	0	0	0	0	0	0
Female-headed Households:	0		0		0		

Income Category:

	Owner	Renter	Total	Person
Extremely Low	0	0	0	0
Low Mod	0	0	0	0
Moderate	0	0	0	0
Non Low Moderate	0	0	0	0
Total	0	0	0	0
Percent Low/Mod	0.0%	0.0%	0.0%	0.0%

Annual Accomplishments

Accomplishment Narrative

Year # Benefiting

2018 0 procurement of professional services underway / complete

UGLG:

Grant Year: 2018

Project: 0001 - 2018 CD

Objective:

IDIS Activity: 44351 - 7218481 Trinity County

Outcome:

Activity to prevent, prepare for, and respond to Coronavirus: No

Status: Completed 03/16/2021

Matrix Code: General Program Administration (21A)

Location:

National Objective:

Initial Funding Date: 01/28/2019

Description:

Financing:

local admin

Funded Amount: \$27,125.00

Net Drawn: \$27,125.00

Balance: \$0.00

Proposed Accomplishments:

: 0

Total Population in Service Area: 0  
 Census Tract Percent Low / Mod: 0.00

Actual Accomplishments:

Number assisted:

	Owner		Renter		Total		Person
	Total	Hispanic	Total	Hispanic	Total	Hispanic	
White:	0	0	0	0	0	0	0
Black/African American:	0	0	0	0	0	0	0
Asian:	0	0	0	0	0	0	0
American Indian/Alaskan Native:	0	0	0	0	0	0	0
Native Hawaiian/Other Pacific Islander:	0	0	0	0	0	0	0
American Indian/Alaskan Native & White:	0	0	0	0	0	0	0
Asian White:	0	0	0	0	0	0	0
Black/African American & White:	0	0	0	0	0	0	0
American Indian/Alaskan Native & Black/African American:	0	0	0	0	0	0	0
Other multi-racial:	0	0	0	0	0	0	0
Asian/Pacific Islander:	0	0	0	0	0	0	0
Hispanic:	0	0	0	0	0	0	0
Total:	0	0	0	0	0	0	0
Female-headed Households:	0		0		0		

Income Category:

	Owner	Renter	Total	Person
Extremely Low	0	0	0	0
Low Mod	0	0	0	0
Moderate	0	0	0	0
Non Low Moderate	0	0	0	0
Total	0	0	0	0
Percent Low/Mod	0.0%	0.0%	0.0%	0.0%

Annual Accomplishments

Accomplishment Narrative

Year # Benefiting  
 UGLG: Trinity County  
 Grant Year: 2018  
 Project: 0001 - 2018 CD

Objective: Create suitable living environments

IDIS Activity: 44352 - 7218481 Trinity County

Outcome: Sustainability

Activity to prevent, prepare for, and respond to Coronavirus: No

Status: Completed 02/11/2021

Matrix Code: Water/Sewer Improvements (03J)

Location:

PO Box 457 Groveton, TX 75845-0457

National Objective: LMA

Initial Funding Date: 01/28/2019

Description:

Financing:

Contractor shall replace twenty-five thousand linear feet (25,000 l.f.) of two-inch (2) water lines, valves, boring, service reconnections, pavement repair, and all associated appurtenances.

Funded Amount: \$245,203.30

Net Drawn: \$245,203.30

Balance: \$0.00

Proposed Accomplishments:

People (General) : 140

Total Population in Service Area: 140

Census Tract Percent Low / Mod: 77.10

Actual Accomplishments:

Number assisted:

	Owner		Renter		Total		Person
	Total	Hispanic	Total	Hispanic	Total	Hispanic	
White:	0	0	0	0	0	0	0
Black/African American:	0	0	0	0	0	0	0
Asian:	0	0	0	0	0	0	0
American Indian/Alaskan Native:	0	0	0	0	0	0	0
Native Hawaiian/Other Pacific Islander:	0	0	0	0	0	0	0
American Indian/Alaskan Native & White:	0	0	0	0	0	0	0
Asian White:	0	0	0	0	0	0	0
Black/African American & White:	0	0	0	0	0	0	0
American Indian/Alaskan Native & Black/African American:	0	0	0	0	0	0	0
Other multi-racial:	0	0	0	0	0	0	0
Asian/Pacific Islander:	0	0	0	0	0	0	0
Hispanic:	0	0	0	0	0	0	0

Total: 0 0 0 0 0 0 0  
 Female-headed Households: 0 0 0 0 0 0 0

Income Category:

	Owner	Renter	Total	Person
Extremely Low	0	0	0	0
Low Mod	0	0	0	0
Moderate	0	0	0	0
Non Low Moderate	0	0	0	0
Total	0	0	0	0
Percent Low/Mod	0.0%	0.0%	0.0%	0.0%

Annual Accomplishments

Accomplishment Narrative

Year # Benefiting  
 2018

0 CDBG contract prepared and routed for approval

UGLG:

Grant Year: 2018

Project: 0001 - 2018 CD

Objective:

IDIS Activity: 44353 - 7218489 Uhland

Outcome:

Activity to prevent, prepare for, and respond to Coronavirus: No

Status: Completed 06/25/2021

Matrix Code: General Program Administration (21A)

Location:

National Objective:

Initial Funding Date: 01/28/2019

Description:

Financing:

local admin

Funded Amount: \$10,000.00

Net Drawn: \$10,000.00

Balance: \$0.00

Proposed Accomplishments:

: 0

Total Population in Service Area: 0



Census Tract Percent Low / Mod: 0.00

Actual Accomplishments:

Number assisted:

	Owner		Renter		Total		Person
	Total	Hispanic	Total	Hispanic	Total	Hispanic	
White:	0	0	0	0	0	0	0
Black/African American:	0	0	0	0	0	0	0
Asian:	0	0	0	0	0	0	0
American Indian/Alaskan Native:	0	0	0	0	0	0	0
Native Hawaiian/Other Pacific Islander:	0	0	0	0	0	0	0
American Indian/Alaskan Native & White:	0	0	0	0	0	0	0
Asian White:	0	0	0	0	0	0	0
Black/African American & White:	0	0	0	0	0	0	0
American Indian/Alaskan Native & Black/African American:	0	0	0	0	0	0	0
Other multi-racial:	0	0	0	0	0	0	0
Asian/Pacific Islander:	0	0	0	0	0	0	0
Hispanic:	0	0	0	0	0	0	0
Total:	0	0	0	0	0	0	0
Female-headed Households:	0		0		0		

Income Category:

	Owner	Renter	Total	Person
Extremely Low	0	0	0	0
Low Mod	0	0	0	0
Moderate	0	0	0	0
Non Low Moderate	0	0	0	0
Total	0	0	0	0
Percent Low/Mod	0.0%	0.0%	0.0%	0.0%

Annual Accomplishments

Accomplishment Narrative

Year # Benefiting

UGLG: UHLAND

Grant Year: 2018

Project: 0001 - 2018 CD

Objective: Create suitable living environments

IDIS Activity: 44354 - 7218489 Umland

Outcome: Sustainability

Activity to prevent, prepare for, and respond to Coronavirus: No

Status: Completed 06/25/2021

Matrix Code: Water/Sewer Improvements (03J)

Location:

15 N Old Spanish Trl Umland, TX 78640-9338

National Objective: LMA

Initial Funding Date: 01/28/2019

Description:

Financing:

Contractor shall install a one hundred thousand gallon (100,000 gal.) tank, including foundation, painting, one thousand linear feet (1,000 l.f.) eight-inch (8) water line, and all associated appurtenances.

Funded Amount: \$227,606.52

Net Drawn: \$227,606.52

Balance: \$0.00

Proposed Accomplishments:

People (General) : 895

Total Population in Service Area: 895

Census Tract Percent Low / Mod: 70.90

Actual Accomplishments:

Number assisted:

	Owner		Renter		Total		Person
	Total	Hispanic	Total	Hispanic	Total	Hispanic	
White:	0	0	0	0	0	0	0
Black/African American:	0	0	0	0	0	0	0
Asian:	0	0	0	0	0	0	0
American Indian/Alaskan Native:	0	0	0	0	0	0	0
Native Hawaiian/Other Pacific Islander:	0	0	0	0	0	0	0
American Indian/Alaskan Native & White:	0	0	0	0	0	0	0
Asian White:	0	0	0	0	0	0	0
Black/African American & White:	0	0	0	0	0	0	0
American Indian/Alaskan Native & Black/African American:	0	0	0	0	0	0	0
Other multi-racial:	0	0	0	0	0	0	0
Asian/Pacific Islander:	0	0	0	0	0	0	0
Hispanic:	0	0	0	0	0	0	0
Total:	0	0	0	0	0	0	0

Female-headed Households: 0 0 0

Income Category:

	Owner	Renter	Total	Person
Extremely Low	0	0	0	0
Low Mod	0	0	0	0
Moderate	0	0	0	0
Non Low Moderate	0	0	0	0
Total	0	0	0	0
Percent Low/Mod	0.0%	0.0%	0.0%	0.0%

Annual Accomplishments

Accomplishment Narrative

Year # Benefiting  
2018

0 CDBG contract prepared and routed for approval

UGLG:

Grant Year: 2018

Project: 0001 - 2018 CD

Objective:

IDIS Activity: 44355 - 7218490 Uvalde County

Outcome:

Activity to prevent, prepare for, and respond to Coronavirus: No

Status: Completed 08/09/2021

Matrix Code: General Program Administration (21A)

Location:

National Objective:

, -

Initial Funding Date: 01/28/2019

Description:

Financing:

local admin

Funded Amount: \$25,000.00

Net Drawn: \$25,000.00

Balance: \$0.00

Proposed Accomplishments:

: 0

Total Population in Service Area: 0

Census Tract Percent Low / Mod: 0.00

Actual Accomplishments:

Number assisted:

	Owner		Renter		Total		Person
	Total	Hispanic	Total	Hispanic	Total	Hispanic	
White:	0	0	0	0	0	0	0
Black/African American:	0	0	0	0	0	0	0
Asian:	0	0	0	0	0	0	0
American Indian/Alaskan Native:	0	0	0	0	0	0	0
Native Hawaiian/Other Pacific Islander:	0	0	0	0	0	0	0
American Indian/Alaskan Native & White:	0	0	0	0	0	0	0
Asian White:	0	0	0	0	0	0	0
Black/African American & White:	0	0	0	0	0	0	0
American Indian/Alaskan Native & Black/African American:	0	0	0	0	0	0	0
Other multi-racial:	0	0	0	0	0	0	0
Asian/Pacific Islander:	0	0	0	0	0	0	0
Hispanic:	0	0	0	0	0	0	0
Total:	0	0	0	0	0	0	0
Female-headed Households:	0		0		0		

Income Category:

	Owner	Renter	Total	Person
Extremely Low	0	0	0	0
Low Mod	0	0	0	0
Moderate	0	0	0	0
Non Low Moderate	0	0	0	0
Total	0	0	0	0
Percent Low/Mod	0.0%	0.0%	0.0%	0.0%

Annual Accomplishments

Accomplishment Narrative

Year # Benefiting

UGLG: UVALDE COUNTY

Grant Year: 2018

Project: 0001 - 2018 CD

Objective: Create suitable living environments

IDIS Activity: 44356 - 7218490 Uvalde County

Outcome: Sustainability

Activity to prevent, prepare for, and respond to Coronavirus: No

Status: Completed 08/09/2021  
 Location:  
 100 N Getty St Uvalde, TX 78801-5257

Matrix Code: Fire Station/Equipment (030)

National Objective: LMA

Initial Funding Date: 01/28/2019  
 Financing:  
 Funded Amount: \$325,000.00  
 Net Drawn: \$325,000.00  
 Balance: \$0.00

Description:  
 Contractor shall purchase one (1) pumper fire truck, and all associated appurtenances.  
 The pumper fire truck shall be housed at Lot 347, 642 Windmill Road, Uvalde Estates.

Proposed Accomplishments:  
 People (General) : 1,415  
 Total Population in Service Area: 1,415  
 Census Tract Percent Low / Mod: 84.40

Actual Accomplishments:

Number assisted:

	Owner		Renter		Total		Person
	Total	Hispanic	Total	Hispanic	Total	Hispanic	
White:	0	0	0	0	0	0	0
Black/African American:	0	0	0	0	0	0	0
Asian:	0	0	0	0	0	0	0
American Indian/Alaskan Native:	0	0	0	0	0	0	0
Native Hawaiian/Other Pacific Islander:	0	0	0	0	0	0	0
American Indian/Alaskan Native & White:	0	0	0	0	0	0	0
Asian White:	0	0	0	0	0	0	0
Black/African American & White:	0	0	0	0	0	0	0
American Indian/Alaskan Native & Black/African American:	0	0	0	0	0	0	0
Other multi-racial:	0	0	0	0	0	0	0
Asian/Pacific Islander:	0	0	0	0	0	0	0
Hispanic:	0	0	0	0	0	0	0
Total:	0	0	0	0	0	0	0
Female-headed Households:	0		0		0		

Income Category:

	Owner	Renter	Total	Person
Extremely Low	0	0	0	0
Low Mod	0	0	0	0
Moderate	0	0	0	0
Non Low Moderate	0	0	0	0
Total	0	0	0	0
Percent Low/Mod	0.0%	0.0%	0.0%	0.0%

Annual Accomplishments Accomplishment Narrative

Year # Benefiting  
 2018 0 environmental review complete

UGLG: VAN HORN  
 Grant Year: 2018  
 Project: 0001 - 2018 CD

IDIS Activity: 44358 - 7218491 Van Horn  
 Activity to prevent, prepare for, and respond to Coronavirus: No

Status: Open  
 Location:  
 PO Box 517 Van Horn, TX 79855-0517

Objective: Create suitable living environments

Outcome: Sustainability

Matrix Code: Water/Sewer Improvements (03J)

National Objective: LMA

Initial Funding Date: 01/28/2019  
 Financing:  
 Funded Amount: \$244,750.00  
 Net Drawn: \$244,590.00  
 Balance: \$160.00

Description:  
 Contractor shall install one (1) one hundred twenty-five horse power (125 HP) generator, one (1) one hundred fifty horse power (150 HP) generator, one (1) seventy-five horse power (75 HP) generator, and all associated appurtenances.

Proposed Accomplishments:  
 People (General) : 2,240  
 Total Population in Service Area: 2,240  
 Census Tract Percent Low / Mod: 51.50

Actual Accomplishments:

Number assisted:

	Owner		Renter		Total		Person
	Total	Hispanic	Total	Hispanic	Total	Hispanic	
White:	0	0	0	0	0	0	0
Black/African American:	0	0	0	0	0	0	0
Asian:	0	0	0	0	0	0	0
American Indian/Alaskan Native:	0	0	0	0	0	0	0
Native Hawaiian/Other Pacific Islander:	0	0	0	0	0	0	0
American Indian/Alaskan Native & White:	0	0	0	0	0	0	0
Asian White:	0	0	0	0	0	0	0
Black/African American & White:	0	0	0	0	0	0	0
American Indian/Alaskan Native & Black/African American:	0	0	0	0	0	0	0
Other multi-racial:	0	0	0	0	0	0	0
Asian/Pacific Islander:	0	0	0	0	0	0	0
Hispanic:	0	0	0	0	0	0	0
Total:	0	0	0	0	0	0	0
Female-headed Households:	0		0		0		

Income Category:

	Owner	Renter	Total	Person
Extremely Low	0	0	0	0
Low Mod	0	0	0	0
Moderate	0	0	0	0
Non Low Moderate	0	0	0	0
Total	0	0	0	0
Percent Low/Mod	0.0%	0.0%	0.0%	0.0%

Annual Accomplishments

Accomplishment Narrative

Year # Benefiting  
 2018 0 procurement of professional services underway / complete

UGLG: Wake Village  
 Grant Year: 2018

Project: 0001 - 2018 CD Objective: Create suitable living environments

IDIS Activity: 44360 - 7218499 Wake Village Outcome: Sustainability

Activity to prevent, prepare for, and respond to Coronavirus: No

Status: Completed 06/09/2021 Matrix Code: Water/Sewer Improvements (03J)

Location:

PO Box 3776 Wake Village, TX 75501-1900

National Objective: LMA

Initial Funding Date: 01/28/2019  
 Financing:  
 Funded Amount: \$243,546.84  
 Net Drawn: \$243,546.84  
 Balance: \$0.00

Description:

Contractor shall install one thousand three hundred linear feet (1,300 l.f.) of six-inch (6) sewer force main, one (1) lift station, one (1) lift station wet well, one (1) SCADA system, manholes, fencing and all associated appurtenances.

Proposed Accomplishments:

People (General) : 619  
 Total Population in Service Area: 619  
 Census Tract Percent Low / Mod: 68.00

Actual Accomplishments:

Number assisted:

	Owner		Renter		Total		Person
	Total	Hispanic	Total	Hispanic	Total	Hispanic	
White:	0	0	0	0	0	0	0
Black/African American:	0	0	0	0	0	0	0
Asian:	0	0	0	0	0	0	0
American Indian/Alaskan Native:	0	0	0	0	0	0	0
Native Hawaiian/Other Pacific Islander:	0	0	0	0	0	0	0
American Indian/Alaskan Native & White:	0	0	0	0	0	0	0
Asian White:	0	0	0	0	0	0	0
Black/African American & White:	0	0	0	0	0	0	0
American Indian/Alaskan Native & Black/African American:	0	0	0	0	0	0	0
Other multi-racial:	0	0	0	0	0	0	0
Asian/Pacific Islander:	0	0	0	0	0	0	0
Hispanic:	0	0	0	0	0	0	0
Total:	0	0	0	0	0	0	0
Female-headed Households:	0		0		0		

Income Category:

Owner	Renter	Total	Person
-------	--------	-------	--------



Extremely Low	0	0	0	0
Low Mod	0	0	0	0
Moderate	0	0	0	0
Non Low Moderate	0	0	0	0
Total	0	0	0	0
Percent Low/Mod	0.0%	0.0%	0.0%	0.0%

Annual Accomplishments

Accomplishment Narrative

Year	# Benefiting	Accomplishment Narrative
2018		0 procurement of professional services underway / complete

UGLG: Wallis

Grant Year: 2018

Project: 0001 - 2018 CD

Objective: Create suitable living environments

IDIS Activity: 44363 - 7218500 Wallis

Outcome: Sustainability

Activity to prevent, prepare for, and respond to Coronavirus: No

Status: Completed 09/23/2020

Matrix Code: Water/Sewer Improvements (03J)

Location:

PO Box 190 Wallis, TX 77485-0190

National Objective: LMA

Initial Funding Date: 01/28/2019

Financing:

Funded Amount: \$153,959.00

Net Drawn: \$153,959.00

Balance: \$0.00

Description:

Contractor shall replace seven thousand two hundred forty linear feet (7,240 l.f.) of six-inch (6") water line, hydrants, valves, service reconnections, and all associated appurtenances.

Proposed Accomplishments:

People (General) : 0

Total Population in Service Area: 1,290

Census Tract Percent Low / Mod: 61.60

Actual Accomplishments:

Number assisted:

Owner	Renter	Total
-------	--------	-------

	Total	Hispanic	Total	Hispanic	Total	Hispanic	Person
White:	0	0	0	0	0	0	0
Black/African American:	0	0	0	0	0	0	0
Asian:	0	0	0	0	0	0	0
American Indian/Alaskan Native:	0	0	0	0	0	0	0
Native Hawaiian/Other Pacific Islander:	0	0	0	0	0	0	0
American Indian/Alaskan Native & White:	0	0	0	0	0	0	0
Asian White:	0	0	0	0	0	0	0
Black/African American & White:	0	0	0	0	0	0	0
American Indian/Alaskan Native & Black/African American:	0	0	0	0	0	0	0
Other multi-racial:	0	0	0	0	0	0	0
Asian/Pacific Islander:	0	0	0	0	0	0	0
Hispanic:	0	0	0	0	0	0	0
Total:	0	0	0	0	0	0	0
Female-headed Households:	0		0		0		

Income Category:

	Owner	Renter	Total	Person
Extremely Low	0	0	0	0
Low Mod	0	0	0	0
Moderate	0	0	0	0
Non Low Moderate	0	0	0	0
Total	0	0	0	0
Percent Low/Mod	0.0%	0.0%	0.0%	0.0%

Annual Accomplishments

Accomplishment Narrative

Year # Benefiting  
2018 0 procurement of professional services underway / complete

UGLG: WEST ORANGE

Grant Year: 2018

Project: 0001 - 2018 CD

Objective: Create suitable living environments

IDIS Activity: 44367 - 7218509 West Orange

Outcome: Sustainability

Activity to prevent, prepare for, and respond to Coronavirus: No

Status: Completed 02/11/2021

Matrix Code: Rehab; Single-Unit Residential (14A)

Location:

2700 Western Ave West Orange, TX 77630-6136

National Objective: LMH

Initial Funding Date: 01/28/2019  
 Financing:  
 Funded Amount: \$160,791.76  
 Net Drawn: \$160,791.76  
 Balance: \$0.00

Description:  
 Contractor shall install eighty-six (86) sewer yard service lines, mitigate all existing septic systems, and all associated appurtenances.  
 TxCDBG funds shall not fund a yard service line on private property to a household that

Proposed Accomplishments:

Housing Units : 78  
 Total Population in Service Area: 0  
 Census Tract Percent Low / Mod: 0.00

Actual Accomplishments:

Number assisted:

	Owner		Renter		Total		Person
	Total	Hispanic	Total	Hispanic	Total	Hispanic	
White:	72	7	0	0	72	7	0
Black/African American:	4	0	0	0	4	0	0
Asian:	0	0	0	0	0	0	0
American Indian/Alaskan Native:	0	0	0	0	0	0	0
Native Hawaiian/Other Pacific Islander:	0	0	0	0	0	0	0
American Indian/Alaskan Native & White:	0	0	0	0	0	0	0
Asian White:	0	0	0	0	0	0	0
Black/African American & White:	1	0	0	0	1	0	0
American Indian/Alaskan Native & Black/African American:	0	0	0	0	0	0	0
Other multi-racial:	1	0	0	0	1	0	0
Asian/Pacific Islander:	0	0	0	0	0	0	0
Hispanic:	0	0	0	0	0	0	0
Total:	79	7	0	0	79	7	0
Female-headed Households:	14		0		14		

Income Category:

Owner Renter Total Person

Extremely Low	27	0	27	0
Low Mod	23	0	23	0
Moderate	28	0	28	0
Non Low Moderate	0	0	0	0
Total	78	0	78	0
Percent Low/Mod	###	0.0%	100%	0.0%

Annual Accomplishments      Accomplishment Narrative  
 Year      # Benefiting  
 2018      0 CDBG contract prepared and routed for approval

UGLG:  
 Grant Year: 2018  
 Project: 0001 - 2018 CD

Objective:

IDIS Activity: 44388 - 7218531 Wickett  
 Activity to prevent, prepare for, and respond to Coronavirus: No

Outcome:

Status: Open  
 Location:

Matrix Code: General Program Administration (21A)

, -

National Objective:

Initial Funding Date: 01/29/2019  
 Financing:  
 Funded Amount: \$19,250.00  
 Net Drawn: \$19,250.00  
 Balance: \$0.00

Description:  
 local admin

Proposed Accomplishments:  
 : 0  
 Total Population in Service Area: 0  
 Census Tract Percent Low / Mod: 0.00

Actual Accomplishments:

Number assisted:

	Owner	Renter	Total
--	-------	--------	-------

	Total	Hispanic	Total	Hispanic	Total	Hispanic	Person
White:	0	0	0	0	0	0	0
Black/African American:	0	0	0	0	0	0	0
Asian:	0	0	0	0	0	0	0
American Indian/Alaskan Native:	0	0	0	0	0	0	0
Native Hawaiian/Other Pacific Islander:	0	0	0	0	0	0	0
American Indian/Alaskan Native & White:	0	0	0	0	0	0	0
Asian White:	0	0	0	0	0	0	0
Black/African American & White:	0	0	0	0	0	0	0
American Indian/Alaskan Native & Black/African American:	0	0	0	0	0	0	0
Other multi-racial:	0	0	0	0	0	0	0
Asian/Pacific Islander:	0	0	0	0	0	0	0
Hispanic:	0	0	0	0	0	0	0
Total:	0	0	0	0	0	0	0
Female-headed Households:	0		0		0		

Income Category:

	Owner	Renter	Total	Person
Extremely Low	0	0	0	0
Low Mod	0	0	0	0
Moderate	0	0	0	0
Non Low Moderate	0	0	0	0
Total	0	0	0	0
Percent Low/Mod	0.0%	0.0%	0.0%	0.0%

Annual Accomplishments

Accomplishment Narrative

Year # Benefiting

UGLG: WICKETT

Grant Year: 2018

Project: 0001 - 2018 CD

Objective: Create suitable living environments

IDIS Activity: 44389 - 7218531 Wickett

Outcome: Sustainability

Activity to prevent, prepare for, and respond to Coronavirus: No

Status: Completed 06/23/2021

Matrix Code: Water/Sewer Improvements (03J)

Location:

PO Box 185 Wickett, TX 79788-0185

National Objective: LMA

Initial Funding Date: 01/29/2019  
 Financing:  
 Funded Amount: \$176,535.98  
 Net Drawn: \$176,535.98  
 Balance: \$0.00

Description:  
 Contractor shall plug Well #2 and install a new well, pump, fencing, electrical, one hundred linear feet (100 l.f.) of eight-inch (8") collection line, and all associated appurtenances.

Proposed Accomplishments:  
 People (General) : 440  
 Total Population in Service Area: 440  
 Census Tract Percent Low / Mod: 53.40

Actual Accomplishments:

Number assisted:

	Owner		Renter		Total		Person
	Total	Hispanic	Total	Hispanic	Total	Hispanic	
White:	0	0	0	0	0	0	0
Black/African American:	0	0	0	0	0	0	0
Asian:	0	0	0	0	0	0	0
American Indian/Alaskan Native:	0	0	0	0	0	0	0
Native Hawaiian/Other Pacific Islander:	0	0	0	0	0	0	0
American Indian/Alaskan Native & White:	0	0	0	0	0	0	0
Asian White:	0	0	0	0	0	0	0
Black/African American & White:	0	0	0	0	0	0	0
American Indian/Alaskan Native & Black/African American:	0	0	0	0	0	0	0
Other multi-racial:	0	0	0	0	0	0	0
Asian/Pacific Islander:	0	0	0	0	0	0	0
Hispanic:	0	0	0	0	0	0	0
Total:	0	0	0	0	0	0	0
Female-headed Households:	0		0		0		

Income Category:

	Owner	Renter	Total	Person
Extremely Low	0	0	0	0
Low Mod	0	0	0	0

Moderate	0	0	0	0
Non Low Moderate	0	0	0	0
Total	0	0	0	0
Percent Low/Mod	0.0%	0.0%	0.0%	0.0%

Annual Accomplishments

Accomplishment Narrative

Year # Benefiting  
2018 0 project design, plans and specs are being prepared by engineer

UGLG: IDALOU

Grant Year: 2018

Project: 0004 - 2018 ED

Objective: Create suitable living environments

IDIS Activity: 44391 - 7218132 Idalou

Outcome: Sustainability

Activity to prevent, prepare for, and respond to Coronavirus: No

Status: Open

Matrix Code: Street Improvements (03K)

Location:

PO Box 1277 Idalou, TX 79329-1277

National Objective: SBA

Initial Funding Date: 01/29/2019

Description:

Financing:

The purpose of this Economic Development project is to provide infrastructure improvements in the form of sidewalk improvements in the downtown area designated by the Contractor.

Funded Amount: \$218,000.00

Net Drawn: \$218,000.00

Balance: \$0.00

Proposed Accomplishments:

People (General) : 2,590

Total Population in Service Area: 0

Census Tract Percent Low / Mod: 0.00

Actual Accomplishments:

Number assisted:

White:

Owner		Renter		Total		
Total	Hispanic	Total	Hispanic	Total	Hispanic	Person
0	0	0	0	0	0	0

Black/African American:	0	0	0	0	0	0	0
Asian:	0	0	0	0	0	0	0
American Indian/Alaskan Native:	0	0	0	0	0	0	0
Native Hawaiian/Other Pacific Islander:	0	0	0	0	0	0	0
American Indian/Alaskan Native & White:	0	0	0	0	0	0	0
Asian White:	0	0	0	0	0	0	0
Black/African American & White:	0	0	0	0	0	0	0
American Indian/Alaskan Native & Black/African American:	0	0	0	0	0	0	0
Other multi-racial:	0	0	0	0	0	0	0
Asian/Pacific Islander:	0	0	0	0	0	0	0
Hispanic:	0	0	0	0	0	0	0
Total:	0	0	0	0	0	0	0
Female-headed Households:	0		0		0		0

Income Category:

	Owner	Renter	Total	Person
Extremely Low	0	0	0	0
Low Mod	0	0	0	0
Moderate	0	0	0	0
Non Low Moderate	0	0	0	0
Total	0	0	0	0
Percent Low/Mod	0.0%	0.0%	0.0%	0.0%

Annual Accomplishments

Accomplishment Narrative  
 Year # Benefiting  
 2018 0 CDBG contract prepared and routed for approval

UGLG:

Grant Year: 2018

Project: 0008 - 2018 State Administration

Objective:

IDIS Activity: 44415 - 2018 State Administration plus 100,000

Outcome:

Activity to prevent, prepare for, and respond to Coronavirus: No

Status: Open

Matrix Code: State Administration (21J)

Location:

National Objective:

, -



Initial Funding Date: 02/19/2019  
 Financing:  
 Funded Amount: \$1,108,788.51  
 Net Drawn: \$1,049,323.56  
 Balance: \$59,464.95

Description:  
 2018 State Administration plus 100,000

Proposed Accomplishments:

: 0  
 Total Population in Service Area: 0  
 Census Tract Percent Low / Mod: 0.00

Actual Accomplishments:

Number assisted:

	Owner		Renter		Total		Person
	Total	Hispanic	Total	Hispanic	Total	Hispanic	
White:	0	0	0	0	0	0	0
Black/African American:	0	0	0	0	0	0	0
Asian:	0	0	0	0	0	0	0
American Indian/Alaskan Native:	0	0	0	0	0	0	0
Native Hawaiian/Other Pacific Islander:	0	0	0	0	0	0	0
American Indian/Alaskan Native & White:	0	0	0	0	0	0	0
Asian White:	0	0	0	0	0	0	0
Black/African American & White:	0	0	0	0	0	0	0
American Indian/Alaskan Native & Black/African American:	0	0	0	0	0	0	0
Other multi-racial:	0	0	0	0	0	0	0
Asian/Pacific Islander:	0	0	0	0	0	0	0
Hispanic:	0	0	0	0	0	0	0
Total:	0	0	0	0	0	0	0
Female-headed Households:	0		0		0		

Income Category:

	Owner	Renter	Total	Person
Extremely Low	0	0	0	0
Low Mod	0	0	0	0
Moderate	0	0	0	0

Non Low Moderate	0	0	0	0
Total	0	0	0	0
Percent Low/Mod	0.0%	0.0%	0.0%	0.0%

Annual Accomplishments      Accomplishment Narrative

Year      # Benefiting

UGLG:

Grant Year:    2018

Project:        0004 - 2018 ED

Objective:

IDIS Activity:    44428 - 7218082 Cleveland

Outcome:

Activity to prevent, prepare for, and respond to Coronavirus:    No

Status:         Open

Matrix Code:      General Program Administration (21A)

Location:

National Objective:

, -

Initial Funding Date:      02/27/2019

Description:

Financing:

local admin

Funded Amount:            \$18,700.00

Net Drawn:                 \$15,400.00

Balance:                    \$3,300.00

Proposed Accomplishments:

: 0

Total Population in Service Area: 0

Census Tract Percent Low / Mod: 0.00

Actual Accomplishments:

Number assisted:

	Owner		Renter		Total		
	Total	Hispanic	Total	Hispanic	Total	Hispanic	Person
White:	0	0	0	0	0	0	0
Black/African American:	0	0	0	0	0	0	0
Asian:	0	0	0	0	0	0	0

American Indian/Alaskan Native:	0	0	0	0	0	0	0
Native Hawaiian/Other Pacific Islander:	0	0	0	0	0	0	0
American Indian/Alaskan Native & White:	0	0	0	0	0	0	0
Asian White:	0	0	0	0	0	0	0
Black/African American & White:	0	0	0	0	0	0	0
American Indian/Alaskan Native & Black/African American:	0	0	0	0	0	0	0
Other multi-racial:	0	0	0	0	0	0	0
Asian/Pacific Islander:	0	0	0	0	0	0	0
Hispanic:	0	0	0	0	0	0	0
Total:	0	0	0	0	0	0	0
Female-headed Households:	0		0		0		

Income Category:

	Owner	Renter	Total	Person
Extremely Low	0	0	0	0
Low Mod	0	0	0	0
Moderate	0	0	0	0
Non Low Moderate	0	0	0	0
Total	0	0	0	0
Percent Low/Mod	0.0%	0.0%	0.0%	0.0%

Annual Accomplishments

Accomplishment Narrative

Year # Benefiting  
 UGLG: JEFFERSON  
 Grant Year: 2018  
 Project: 0004 - 2018 ED

Objective: Create economic opportunities

IDIS Activity: 44635 - 7219002 Jefferson  
 Activity to prevent, prepare for, and respond to Coronavirus: No

Outcome: Availability/accessibility

Status: Open  
 Location:  
 102 N Polk St Jefferson, TX 75657-2214

Matrix Code: ED Direct Financial Assistance to For-Profits (18A)

National Objective: LMJ

Initial Funding Date: 03/18/2019  
 Financing:

Description:  
 This Texas Capital Fund economic development award will provide water and sewer

Funded Amount: \$27,064.47  
 Net Drawn: \$27,064.47  
 Balance: \$0.00

infrastructure improvements, as well as engineering and administrative services, in support of the creation of a travel center facility operated by Fike's Wholesale, Inc., in

Proposed Accomplishments:

Jobs : 20  
 Total Population in Service Area: 0  
 Census Tract Percent Low / Mod: 0.00

Actual Accomplishments:

Number assisted:

	Owner		Renter		Total		Person
	Total	Hispanic	Total	Hispanic	Total	Hispanic	
White:	0	0	0	0	0	0	0
Black/African American:	0	0	0	0	0	0	0
Asian:	0	0	0	0	0	0	0
American Indian/Alaskan Native:	0	0	0	0	0	0	0
Native Hawaiian/Other Pacific Islander:	0	0	0	0	0	0	0
American Indian/Alaskan Native & White:	0	0	0	0	0	0	0
Asian White:	0	0	0	0	0	0	0
Black/African American & White:	0	0	0	0	0	0	0
American Indian/Alaskan Native & Black/African American:	0	0	0	0	0	0	0
Other multi-racial:	0	0	0	0	0	0	0
Asian/Pacific Islander:	0	0	0	0	0	0	0
Hispanic:	0	0	0	0	0	0	0
Total:	0	0	0	0	0	0	0
Female-headed Households:	0		0		0		

Income Category:

	Owner	Renter	Total	Person
Extremely Low	0	0	0	0
Low Mod	0	0	0	0
Moderate	0	0	0	0
Non Low Moderate	0	0	0	0
Total	0	0	0	0
Percent Low/Mod	0.0%	0.0%	0.0%	0.0%

Annual Accomplishments Accomplishment Narrative

Year # Benefiting

UGLG:

Grant Year: 2018

Project: 0002 - 2018 DR

Objective:

IDIS Activity: 44640 - 7219007 Aransas County

Outcome:

Activity to prevent, prepare for, and respond to Coronavirus: No

Status: Completed 10/16/2020

Matrix Code: General Program Administration (21A)

Location:

National Objective:

Initial Funding Date: 03/20/2019

Description:

Financing:

local admin

Funded Amount: \$42,000.00

Net Drawn: \$42,000.00

Balance: \$0.00

Proposed Accomplishments:

: 0

Total Population in Service Area: 0

Census Tract Percent Low / Mod: 0.00

Actual Accomplishments:

Number assisted:

	Owner		Renter		Total		
	Total	Hispanic	Total	Hispanic	Total	Hispanic	Person
White:	0	0	0	0	0	0	0
Black/African American:	0	0	0	0	0	0	0
Asian:	0	0	0	0	0	0	0
American Indian/Alaskan Native:	0	0	0	0	0	0	0
Native Hawaiian/Other Pacific Islander:	0	0	0	0	0	0	0
American Indian/Alaskan Native & White:	0	0	0	0	0	0	0
Asian White:	0	0	0	0	0	0	0

Black/African American & White:	0	0	0	0	0	0	0
American Indian/Alaskan Native & Black/African American:	0	0	0	0	0	0	0
Other multi-racial:	0	0	0	0	0	0	0
Asian/Pacific Islander:	0	0	0	0	0	0	0
Hispanic:	0	0	0	0	0	0	0
Total:	0	0	0	0	0	0	0
Female-headed Households:	0		0		0		

Income Category:

	Owner	Renter	Total	Person
Extremely Low	0	0	0	0
Low Mod	0	0	0	0
Moderate	0	0	0	0
Non Low Moderate	0	0	0	0
Total	0	0	0	0
Percent Low/Mod	0.0%	0.0%	0.0%	0.0%

Annual Accomplishments

Accomplishment Narrative

Year # Benefiting  
 UGLG: Aransas County  
 Grant Year: 2018  
 Project: 0002 - 2018 DR

Objective: Create suitable living environments

IDIS Activity: 44641 - 7219007 Aransas County

Outcome: Sustainability

Activity to prevent, prepare for, and respond to Coronavirus: No

Status: Completed 10/01/2020

Matrix Code: Street Improvements (03K)

Location:

2840 Highway 35 N Rockport, TX 78382-5711

National Objective: URG

Initial Funding Date: 03/20/2019

Financing:

Funded Amount: \$308,000.00

Net Drawn: \$308,000.00

Balance: \$0.00

Description:

Due to 2017 Hurricane Harvey, Aransas County experienced severe road damage. Contractor shall utilize contract funds to reconstruct damages to road infrastructure on Banty Lane.

Proposed Accomplishments:

People (General) : 92

Total Population in Service Area: 0

Census Tract Percent Low / Mod: 0.00

Actual Accomplishments:

Number assisted:

	Owner		Renter		Total		Person
	Total	Hispanic	Total	Hispanic	Total	Hispanic	
White:	0	0	0	0	0	0	0
Black/African American:	0	0	0	0	0	0	0
Asian:	0	0	0	0	0	0	0
American Indian/Alaskan Native:	0	0	0	0	0	0	0
Native Hawaiian/Other Pacific Islander:	0	0	0	0	0	0	0
American Indian/Alaskan Native & White:	0	0	0	0	0	0	0
Asian White:	0	0	0	0	0	0	0
Black/African American & White:	0	0	0	0	0	0	0
American Indian/Alaskan Native & Black/African American:	0	0	0	0	0	0	0
Other multi-racial:	0	0	0	0	0	0	0
Asian/Pacific Islander:	0	0	0	0	0	0	0
Hispanic:	0	0	0	0	0	0	0
Total:	0	0	0	0	0	0	0
Female-headed Households:	0		0		0		

Income Category:

	Owner	Renter	Total	Person
Extremely Low	0	0	0	0
Low Mod	0	0	0	0
Moderate	0	0	0	0
Non Low Moderate	0	0	0	0
Total	0	0	0	0
Percent Low/Mod	0.0%	0.0%	0.0%	0.0%

Annual Accomplishments

Accomplishment Narrative

Year # Benefiting

2018

92 CDBG contract prepared and routed for approval

UGLG:  
 Grant Year: 2018  
 Project: 0002 - 2018 DR

Objective:

IDIS Activity: 44646 - 7219017 Burnet County  
 Activity to prevent, prepare for, and respond to Coronavirus: No

Outcome:

Status: Completed 02/25/2021  
 Location:

Matrix Code: General Program Administration (21A)

National Objective:

Initial Funding Date: 03/26/2019  
 Financing:  
 Funded Amount: \$19,641.27  
 Net Drawn: \$19,641.27  
 Balance: \$0.00

Description:  
 local admin

Proposed Accomplishments:  
 : 0

Total Population in Service Area: 0  
 Census Tract Percent Low / Mod: 0.00

Actual Accomplishments:

Number assisted:

	Owner		Renter		Total		Person
	Total	Hispanic	Total	Hispanic	Total	Hispanic	
White:	0	0	0	0	0	0	0
Black/African American:	0	0	0	0	0	0	0
Asian:	0	0	0	0	0	0	0
American Indian/Alaskan Native:	0	0	0	0	0	0	0
Native Hawaiian/Other Pacific Islander:	0	0	0	0	0	0	0
American Indian/Alaskan Native & White:	0	0	0	0	0	0	0
Asian White:	0	0	0	0	0	0	0
Black/African American & White:	0	0	0	0	0	0	0
American Indian/Alaskan Native & Black/African American:	0	0	0	0	0	0	0



Other multi-racial:	0	0	0	0	0	0	0
Asian/Pacific Islander:	0	0	0	0	0	0	0
Hispanic:	0	0	0	0	0	0	0
Total:	0	0	0	0	0	0	0
Female-headed Households:	0		0		0		

Income Category:

	Owner	Renter	Total	Person
Extremely Low	0	0	0	0
Low Mod	0	0	0	0
Moderate	0	0	0	0
Non Low Moderate	0	0	0	0
Total	0	0	0	0
Percent Low/Mod	0.0%	0.0%	0.0%	0.0%

Annual Accomplishments

Accomplishment Narrative

Year # Benefiting

UGLG: BURNET COUNTY

Grant Year: 2018

Project: 0002 - 2018 DR

Objective: Create suitable living environments

IDIS Activity: 44647 - 7219017 Burnet County

Outcome: Availability/accessibility

Activity to prevent, prepare for, and respond to Coronavirus: No

Status: Completed 02/11/2021

Matrix Code: Neighborhood Cleanups (05V)

Location:

220 S Pierce St Burnet, TX 78611-2200

National Objective: URG

Initial Funding Date: 03/26/2019

Financing:

Funded Amount: \$122,757.96

Net Drawn: \$122,757.96

Balance: \$0.00

Description:

Contractor shall perform debris removal necessary as a result of massive flooding damage in October 2018, and properly dispose of the debris.

Contractor shall remove approximately fifteen thousand cubic yards (15,000 c.y.) of debris

Proposed Accomplishments:

People (General) : 41,255  
 Total Population in Service Area: 0  
 Census Tract Percent Low / Mod: 0.00

Actual Accomplishments:

Number assisted:

	Owner		Renter		Total		Person
	Total	Hispanic	Total	Hispanic	Total	Hispanic	
White:	0	0	0	0	0	0	0
Black/African American:	0	0	0	0	0	0	0
Asian:	0	0	0	0	0	0	0
American Indian/Alaskan Native:	0	0	0	0	0	0	0
Native Hawaiian/Other Pacific Islander:	0	0	0	0	0	0	0
American Indian/Alaskan Native & White:	0	0	0	0	0	0	0
Asian White:	0	0	0	0	0	0	0
Black/African American & White:	0	0	0	0	0	0	0
American Indian/Alaskan Native & Black/African American:	0	0	0	0	0	0	0
Other multi-racial:	0	0	0	0	0	0	0
Asian/Pacific Islander:	0	0	0	0	0	0	0
Hispanic:	0	0	0	0	0	0	0
Total:	0	0	0	0	0	0	0
Female-headed Households:	0		0		0		

Income Category:

	Owner	Renter	Total	Person
Extremely Low	0	0	0	0
Low Mod	0	0	0	0
Moderate	0	0	0	0
Non Low Moderate	0	0	0	0
Total	0	0	0	0
Percent Low/Mod	0.0%	0.0%	0.0%	0.0%

Annual Accomplishments

Accomplishment Narrative

Year # Benefiting

2018 41,255 CDBG contract prepared and routed for approval

UGLG:

Grant Year: 2018

Project: 0002 - 2018 DR

Objective:

IDIS Activity: 44710 - 7219027 Bridge City

Outcome:

Activity to prevent, prepare for, and respond to Coronavirus: No

Status: Completed 06/29/2021

Matrix Code: General Program Administration (21A)

Location:

National Objective:

Initial Funding Date: 05/14/2019

Description:

Financing:

local admin

Funded Amount: \$35,890.00

Net Drawn: \$35,890.00

Balance: \$0.00

Proposed Accomplishments:

: 0

Total Population in Service Area: 0

Census Tract Percent Low / Mod: 0.00

Actual Accomplishments:

Number assisted:

	Owner		Renter		Total		Person
	Total	Hispanic	Total	Hispanic	Total	Hispanic	
White:	0	0	0	0	0	0	0
Black/African American:	0	0	0	0	0	0	0
Asian:	0	0	0	0	0	0	0
American Indian/Alaskan Native:	0	0	0	0	0	0	0
Native Hawaiian/Other Pacific Islander:	0	0	0	0	0	0	0
American Indian/Alaskan Native & White:	0	0	0	0	0	0	0
Asian White:	0	0	0	0	0	0	0
Black/African American & White:	0	0	0	0	0	0	0
American Indian/Alaskan Native & Black/African American:	0	0	0	0	0	0	0
Other multi-racial:	0	0	0	0	0	0	0
Asian/Pacific Islander:	0	0	0	0	0	0	0

Hispanic:	0	0	0	0	0	0	0
Total:	0	0	0	0	0	0	0
Female-headed Households:	0		0		0		

Income Category:

	Owner	Renter	Total	Person
Extremely Low	0	0	0	0
Low Mod	0	0	0	0
Moderate	0	0	0	0
Non Low Moderate	0	0	0	0
Total	0	0	0	0
Percent Low/Mod	0.0%	0.0%	0.0%	0.0%

Annual Accomplishments

Accomplishment Narrative

Year: # Benefiting  
 UGLG: BRIDGE CITY  
 Grant Year: 2018  
 Project: 0002 - 2018 DR

Objective: Create suitable living environments

IDIS Activity: 44711 - 7219027 Bridge City  
 Activity to prevent, prepare for, and respond to Coronavirus: No

Outcome: Sustainability

Status: Completed 06/29/2021  
 Location:  
 PO Box 846 Bridge City, TX 77611-0846

Matrix Code: Street Improvements (03K)

National Objective: URG

Initial Funding Date: 05/14/2019  
 Financing:  
 Funded Amount: \$314,110.00  
 Net Drawn: \$314,110.00  
 Balance: \$0.00

Description:  
 Contractor shall perform silt removal in roadside ditches in two target areas.  
 Construction shall consist of the removal of silt deposited in the drainage ditches by surface water flooding and all pertinent activities associated with the reshaping and

Proposed Accomplishments:  
 People (General) : 2,255  
 Total Population in Service Area: 0

Census Tract Percent Low / Mod: 0.00

Actual Accomplishments:

Number assisted:

	Owner		Renter		Total		Person
	Total	Hispanic	Total	Hispanic	Total	Hispanic	
White:	0	0	0	0	0	0	0
Black/African American:	0	0	0	0	0	0	0
Asian:	0	0	0	0	0	0	0
American Indian/Alaskan Native:	0	0	0	0	0	0	0
Native Hawaiian/Other Pacific Islander:	0	0	0	0	0	0	0
American Indian/Alaskan Native & White:	0	0	0	0	0	0	0
Asian White:	0	0	0	0	0	0	0
Black/African American & White:	0	0	0	0	0	0	0
American Indian/Alaskan Native & Black/African American:	0	0	0	0	0	0	0
Other multi-racial:	0	0	0	0	0	0	0
Asian/Pacific Islander:	0	0	0	0	0	0	0
Hispanic:	0	0	0	0	0	0	0
Total:	0	0	0	0	0	0	0
Female-headed Households:	0		0		0		

Income Category:

	Owner	Renter	Total	Person
Extremely Low	0	0	0	0
Low Mod	0	0	0	0
Moderate	0	0	0	0
Non Low Moderate	0	0	0	0
Total	0	0	0	0
Percent Low/Mod	0.0%	0.0%	0.0%	0.0%

Annual Accomplishments

Accomplishment Narrative

Year	# Benefiting
2020	2,255 \$0.00

UGLG:

Grant Year: 2018

Project: 0004 - 2018 ED

Objective:

IDIS Activity: 44712 - 7219022 Levelland

Outcome:

Activity to prevent, prepare for, and respond to Coronavirus: No

Status: Open

Matrix Code: General Program Administration (21A)

Location:

National Objective:

Initial Funding Date: 05/14/2019

Description:

Financing:

local admin

Funded Amount: \$35,000.00

Net Drawn: \$31,500.00

Balance: \$3,500.00

Proposed Accomplishments:

: 0

Total Population in Service Area: 0

Census Tract Percent Low / Mod: 0.00

Actual Accomplishments:

Number assisted:

	Owner		Renter		Total		Person
	Total	Hispanic	Total	Hispanic	Total	Hispanic	
White:	0	0	0	0	0	0	0
Black/African American:	0	0	0	0	0	0	0
Asian:	0	0	0	0	0	0	0
American Indian/Alaskan Native:	0	0	0	0	0	0	0
Native Hawaiian/Other Pacific Islander:	0	0	0	0	0	0	0
American Indian/Alaskan Native & White:	0	0	0	0	0	0	0
Asian White:	0	0	0	0	0	0	0
Black/African American & White:	0	0	0	0	0	0	0
American Indian/Alaskan Native & Black/African American:	0	0	0	0	0	0	0
Other multi-racial:	0	0	0	0	0	0	0
Asian/Pacific Islander:	0	0	0	0	0	0	0
Hispanic:	0	0	0	0	0	0	0

Total: 0 0 0 0 0 0 0  
 Female-headed Households: 0 0 0 0 0 0

Income Category:

	Owner	Renter	Total	Person
Extremely Low	0	0	0	0
Low Mod	0	0	0	0
Moderate	0	0	0	0
Non Low Moderate	0	0	0	0
Total	0	0	0	0
Percent Low/Mod	0.0%	0.0%	0.0%	0.0%

Annual Accomplishments

Accomplishment Narrative

Year # Benefiting

UGLG: CITY OF LEVELLAND

Grant Year: 2018

Project: 0004 - 2018 ED

Objective: Create economic opportunities

IDIS Activity: 44713 - 7219022 Levelland

Outcome: Availability/accessibility

Activity to prevent, prepare for, and respond to Coronavirus: No

Status: Open

Matrix Code: ED Direct Financial Assistance to For-Profits (18A)

Location:

PO Box 1010 Levelland, TX 79336-1010

National Objective: LMA

Initial Funding Date: 05/14/2019

Financing:

Funded Amount: \$590,000.00

Net Drawn: \$527,790.72

Balance: \$62,209.28

Description:

This Texas Capital Fund economic development award will provide rail infrastructure improvements, as well as engineering and administrative services, in support of the creation of a chemical manufacturing facility operated by Enviro Tech Chemical Services,

Proposed Accomplishments:

Businesses : 25

Total Population in Service Area: 25

Census Tract Percent Low / Mod: 52.00

Actual Accomplishments:

Number assisted:

	Owner		Renter		Total		Person
	Total	Hispanic	Total	Hispanic	Total	Hispanic	
White:	0	0	0	0	0	0	0
Black/African American:	0	0	0	0	0	0	0
Asian:	0	0	0	0	0	0	0
American Indian/Alaskan Native:	0	0	0	0	0	0	0
Native Hawaiian/Other Pacific Islander:	0	0	0	0	0	0	0
American Indian/Alaskan Native & White:	0	0	0	0	0	0	0
Asian White:	0	0	0	0	0	0	0
Black/African American & White:	0	0	0	0	0	0	0
American Indian/Alaskan Native & Black/African American:	0	0	0	0	0	0	0
Other multi-racial:	0	0	0	0	0	0	0
Asian/Pacific Islander:	0	0	0	0	0	0	0
Hispanic:	0	0	0	0	0	0	0
Total:	0	0	0	0	0	0	0
Female-headed Households:	0		0		0		

Income Category:

	Owner	Renter	Total	Person
Extremely Low	0	0	0	0
Low Mod	0	0	0	0
Moderate	0	0	0	0
Non Low Moderate	0	0	0	0
Total	0	0	0	0
Percent Low/Mod	0.0%	0.0%	0.0%	0.0%

Annual Accomplishments

Accomplishment Narrative

Year # Benefiting

UGLG: LOS FRESNOS

Grant Year: 2018

Project: 0002 - 2018 DR

Objective: Create suitable living environments

IDIS Activity: 44782 - 7219037 Los Fresnos

Outcome: Availability/accessibility



Activity to prevent, prepare for, and respond to Coronavirus: No

Status: Canceled 01/22/2021

Matrix Code: Street Improvements (03K)

Location:

200 N Brazil St Los Fresnos, TX 78566-3640

National Objective: URG

Initial Funding Date: 07/03/2019

Description:

Financing:

Contractor shall install approximately six thousand two hundred forty square yards (6,240

Funded Amount: \$0.00

SY) of two-inch (2 IN) hot-mix asphalt concrete (HMAC), lime, road base, surface, one

Net Drawn: \$0.00

hundred eighty-four linear feet (184 LF) of curb and gutter, scarifying, and associated

Balance: \$0.00

Proposed Accomplishments:

People (General) : 0

Total Population in Service Area: 0

Census Tract Percent Low / Mod: 0.00

Actual Accomplishments:

Number assisted:

	Owner		Renter		Total		Person
	Total	Hispanic	Total	Hispanic	Total	Hispanic	
White:	0	0	0	0	0	0	0
Black/African American:	0	0	0	0	0	0	0
Asian:	0	0	0	0	0	0	0
American Indian/Alaskan Native:	0	0	0	0	0	0	0
Native Hawaiian/Other Pacific Islander:	0	0	0	0	0	0	0
American Indian/Alaskan Native & White:	0	0	0	0	0	0	0
Asian White:	0	0	0	0	0	0	0
Black/African American & White:	0	0	0	0	0	0	0
American Indian/Alaskan Native & Black/African American:	0	0	0	0	0	0	0
Other multi-racial:	0	0	0	0	0	0	0
Asian/Pacific Islander:	0	0	0	0	0	0	0
Hispanic:	0	0	0	0	0	0	0
Total:	0	0	0	0	0	0	0
Female-headed Households:	0		0		0		

Income Category:

	Owner	Renter	Total	Person
Extremely Low	0	0	0	0
Low Mod	0	0	0	0
Moderate	0	0	0	0
Non Low Moderate	0	0	0	0
Total	0	0	0	0
Percent Low/Mod	0.0%	0.0%	0.0%	0.0%

Annual Accomplishments

Accomplishment Narrative

Year # Benefiting

UGLG:

Grant Year: 2018

Project: 0004 - 2018 ED

Objective:

IDIS Activity: 45153 - 7219032 Greenville

Outcome:

Activity to prevent, prepare for, and respond to Coronavirus: No

Status: Open

Matrix Code: General Program Administration (21A)

Location:

National Objective:

Initial Funding Date: 10/11/2019

Description:

Financing:

local admin

Funded Amount: \$50,000.00

Net Drawn: \$45,000.00

Balance: \$5,000.00

Proposed Accomplishments:

: 0

Total Population in Service Area: 0

Census Tract Percent Low / Mod: 0.00

Actual Accomplishments:

Number assisted:

	Owner		Renter		Total		Person
	Total	Hispanic	Total	Hispanic	Total	Hispanic	
White:	0	0	0	0	0	0	0
Black/African American:	0	0	0	0	0	0	0
Asian:	0	0	0	0	0	0	0
American Indian/Alaskan Native:	0	0	0	0	0	0	0
Native Hawaiian/Other Pacific Islander:	0	0	0	0	0	0	0
American Indian/Alaskan Native & White:	0	0	0	0	0	0	0
Asian White:	0	0	0	0	0	0	0
Black/African American & White:	0	0	0	0	0	0	0
American Indian/Alaskan Native & Black/African American:	0	0	0	0	0	0	0
Other multi-racial:	0	0	0	0	0	0	0
Asian/Pacific Islander:	0	0	0	0	0	0	0
Hispanic:	0	0	0	0	0	0	0
Total:	0	0	0	0	0	0	0
Female-headed Households:	0		0		0		

Income Category:

	Owner	Renter	Total	Person
Extremely Low	0	0	0	0
Low Mod	0	0	0	0
Moderate	0	0	0	0
Non Low Moderate	0	0	0	0
Total	0	0	0	0
Percent Low/Mod	0.0%	0.0%	0.0%	0.0%

Annual Accomplishments

Accomplishment Narrative

Year # Benefiting  
 UGLG: GREENVILLE  
 Grant Year: 2018  
 Project: 0004 - 2018 ED

Objective: Create economic opportunities

IDIS Activity: 45154 - 7219032 Greenville  
 Activity to prevent, prepare for, and respond to Coronavirus: No

Outcome: Sustainability

Status: Open

Matrix Code: ED Direct Financial Assistance to For-Profits (18A)

Location:

PO Box 1049 Greenville, TX 75403-1049

National Objective: LMJ

Initial Funding Date: 10/11/2019  
 Financing:  
 Funded Amount: \$512,500.00  
 Net Drawn: \$460,048.65  
 Balance: \$52,451.35

Description:

This Texas Capital Fund economic development award will provide street infrastructure improvements, as well as engineering and administrative services, in support of the creation of a cold storage facility operated by North Texas Cold Storage, LLC that will

Proposed Accomplishments:

Jobs : 30  
 Total Population in Service Area: 0  
 Census Tract Percent Low / Mod: 0.00

Actual Accomplishments:

Number assisted:

	Owner		Renter		Total		Person
	Total	Hispanic	Total	Hispanic	Total	Hispanic	
White:	0	0	0	0	0	0	0
Black/African American:	0	0	0	0	0	0	0
Asian:	0	0	0	0	0	0	0
American Indian/Alaskan Native:	0	0	0	0	0	0	0
Native Hawaiian/Other Pacific Islander:	0	0	0	0	0	0	0
American Indian/Alaskan Native & White:	0	0	0	0	0	0	0
Asian White:	0	0	0	0	0	0	0
Black/African American & White:	0	0	0	0	0	0	0
American Indian/Alaskan Native & Black/African American:	0	0	0	0	0	0	0
Other multi-racial:	0	0	0	0	0	0	0
Asian/Pacific Islander:	0	0	0	0	0	0	0
Hispanic:	0	0	0	0	0	0	0
Total:	0	0	0	0	0	0	0
Female-headed Households:	0		0		0		

Income Category:

Owner	Renter	Total	Person
-------	--------	-------	--------

Extremely Low	0	0	0	0
Low Mod	0	0	0	0
Moderate	0	0	0	0
Non Low Moderate	0	0	0	0
Total	0	0	0	0
Percent Low/Mod	0.0%	0.0%	0.0%	0.0%

Annual Accomplishments      Accomplishment Narrative

Year      # Benefiting

UGLG:  
Grant Year:    2018  
Project:        0004 - 2018 ED      Objective:  
  
IDIS Activity:    45186 - 7219042 Grandview      Outcome:  
Activity to prevent, prepare for, and respond to Coronavirus:    No  
  
Status:        Open      Matrix Code:        General Program Administration (21A)  
Location:  
, -      National Objective:

Initial Funding Date:    10/30/2019  
Financing:  
Funded Amount:        \$27,000.00  
Net Drawn:              \$18,900.00  
Balance:                \$8,100.00

Description:  
local admin

Proposed Accomplishments:  
: 0  
Total Population in Service Area: 0  
Census Tract Percent Low / Mod: 0.00

Actual Accomplishments:

Number assisted:

Owner		Renter		Total		Person
Total	Hispanic	Total	Hispanic	Total	Hispanic	

White:	0	0	0	0	0	0	0
Black/African American:	0	0	0	0	0	0	0
Asian:	0	0	0	0	0	0	0
American Indian/Alaskan Native:	0	0	0	0	0	0	0
Native Hawaiian/Other Pacific Islander:	0	0	0	0	0	0	0
American Indian/Alaskan Native & White:	0	0	0	0	0	0	0
Asian White:	0	0	0	0	0	0	0
Black/African American & White:	0	0	0	0	0	0	0
American Indian/Alaskan Native & Black/African American:	0	0	0	0	0	0	0
Other multi-racial:	0	0	0	0	0	0	0
Asian/Pacific Islander:	0	0	0	0	0	0	0
Hispanic:	0	0	0	0	0	0	0
Total:	0	0	0	0	0	0	0
Female-headed Households:	0		0		0		

Income Category:

	Owner	Renter	Total	Person
Extremely Low	0	0	0	0
Low Mod	0	0	0	0
Moderate	0	0	0	0
Non Low Moderate	0	0	0	0
Total	0	0	0	0
Percent Low/Mod	0.0%	0.0%	0.0%	0.0%

Annual Accomplishments

Accomplishment Narrative

Year # Benefiting  
 UGLG: Grandview  
 Grant Year: 2018

Project: 0004 - 2018 ED

Objective: Create suitable living environments

IDIS Activity: 45187 - 7219042 Grandview

Outcome: Sustainability

Activity to prevent, prepare for, and respond to Coronavirus: No

Status: Open

Matrix Code: ED Direct Financial Assistance to For-Profits (18A)

Location:

PO Box 425 Grandview, TX 76050-0425

National Objective: LMJ

Initial Funding Date: 10/30/2019  
 Financing:  
 Funded Amount: \$348,000.00  
 Net Drawn: \$228,871.25  
 Balance: \$119,128.75

Description:  
 This Texas Capital Fund economic development award will provide water infrastructure and electrical utilities improvements, as well as engineering and administrative services, in support of the creation of a metal fabrication facility operated by Lanson Metals, LLC that

Proposed Accomplishments:

Jobs : 15  
 Total Population in Service Area: 0  
 Census Tract Percent Low / Mod: 0.00

Actual Accomplishments:

Number assisted:

	Owner		Renter		Total		Person
	Total	Hispanic	Total	Hispanic	Total	Hispanic	
White:	0	0	0	0	0	0	0
Black/African American:	0	0	0	0	0	0	0
Asian:	0	0	0	0	0	0	0
American Indian/Alaskan Native:	0	0	0	0	0	0	0
Native Hawaiian/Other Pacific Islander:	0	0	0	0	0	0	0
American Indian/Alaskan Native & White:	0	0	0	0	0	0	0
Asian White:	0	0	0	0	0	0	0
Black/African American & White:	0	0	0	0	0	0	0
American Indian/Alaskan Native & Black/African American:	0	0	0	0	0	0	0
Other multi-racial:	0	0	0	0	0	0	0
Asian/Pacific Islander:	0	0	0	0	0	0	0
Hispanic:	0	0	0	0	0	0	0
Total:	0	0	0	0	0	0	0
Female-headed Households:	0		0		0		

Income Category:

	Owner	Renter	Total	Person
Extremely Low	0	0	0	0
Low Mod	0	0	0	0
Moderate	0	0	0	0

Non Low Moderate	0	0	0	0
Total	0	0	0	0
Percent Low/Mod	0.0%	0.0%	0.0%	0.0%

Annual Accomplishments      Accomplishment Narrative

Year      # Benefiting

UGLG:

Grant Year:    2018

Project:        0001 - 2018 CD

Objective:

IDIS Activity:    45452 - 7219310 Newark

Outcome:

Activity to prevent, prepare for, and respond to Coronavirus:    No

Status:         Open

Matrix Code:      General Program Administration (21A)

Location:

National Objective:

, -

Initial Funding Date:    12/13/2019

Description:

Financing:

local admin

Funded Amount:         \$50,000.00

Net Drawn:               \$40,000.00

Balance:                 \$10,000.00

Proposed Accomplishments:

: 0

Total Population in Service Area: 0

Census Tract Percent Low / Mod: 0.00

Actual Accomplishments:

Number assisted:

	Owner		Renter		Total		
	Total	Hispanic	Total	Hispanic	Total	Hispanic	Person
White:	0	0	0	0	0	0	0
Black/African American:	0	0	0	0	0	0	0
Asian:	0	0	0	0	0	0	0



American Indian/Alaskan Native:	0	0	0	0	0	0	0
Native Hawaiian/Other Pacific Islander:	0	0	0	0	0	0	0
American Indian/Alaskan Native & White:	0	0	0	0	0	0	0
Asian White:	0	0	0	0	0	0	0
Black/African American & White:	0	0	0	0	0	0	0
American Indian/Alaskan Native & Black/African American:	0	0	0	0	0	0	0
Other multi-racial:	0	0	0	0	0	0	0
Asian/Pacific Islander:	0	0	0	0	0	0	0
Hispanic:	0	0	0	0	0	0	0
Total:	0	0	0	0	0	0	0
Female-headed Households:	0		0		0		

Income Category:

	Owner	Renter	Total	Person
Extremely Low	0	0	0	0
Low Mod	0	0	0	0
Moderate	0	0	0	0
Non Low Moderate	0	0	0	0
Total	0	0	0	0
Percent Low/Mod	0.0%	0.0%	0.0%	0.0%

Annual Accomplishments

Accomplishment Narrative

Year # Benefiting  
 UGLG: NEWARK  
 Grant Year: 2018  
 Project: 0001 - 2018 CD

Objective: Create suitable living environments

IDIS Activity: 45453 - 7219310 Newark  
 Activity to prevent, prepare for, and respond to Coronavirus: No

Outcome: Sustainability

Status: Open  
 Location:  
 PO Box 156 Newark, TX 76071-0156

Matrix Code: Water/Sewer Improvements (03J)

National Objective: LMA

Initial Funding Date: 12/13/2019  
 Financing:

Description:  
 Contractor shall install one (1) chlorine contact chamber, pump station modifications,

Funded Amount: \$450,000.00  
 Net Drawn: \$285,560.50  
 Balance: \$164,439.50

electrical and SCADA improvements, chlorination equipment improvements to include piping, and all associated appurtenances.

Proposed Accomplishments:

People (General) : 899  
 Total Population in Service Area: 899  
 Census Tract Percent Low / Mod: 82.00

Actual Accomplishments:

Number assisted:

	Owner		Renter		Total		Person
	Total	Hispanic	Total	Hispanic	Total	Hispanic	
White:	0	0	0	0	0	0	0
Black/African American:	0	0	0	0	0	0	0
Asian:	0	0	0	0	0	0	0
American Indian/Alaskan Native:	0	0	0	0	0	0	0
Native Hawaiian/Other Pacific Islander:	0	0	0	0	0	0	0
American Indian/Alaskan Native & White:	0	0	0	0	0	0	0
Asian White:	0	0	0	0	0	0	0
Black/African American & White:	0	0	0	0	0	0	0
American Indian/Alaskan Native & Black/African American:	0	0	0	0	0	0	0
Other multi-racial:	0	0	0	0	0	0	0
Asian/Pacific Islander:	0	0	0	0	0	0	0
Hispanic:	0	0	0	0	0	0	0
Total:	0	0	0	0	0	0	0
Female-headed Households:	0		0		0		

Income Category:

	Owner	Renter	Total	Person
Extremely Low	0	0	0	0
Low Mod	0	0	0	0
Moderate	0	0	0	0
Non Low Moderate	0	0	0	0
Total	0	0	0	0
Percent Low/Mod	0.0%	0.0%	0.0%	0.0%

Annual Accomplishments Accomplishment Narrative

Year # Benefiting  
 UGLG: Aransas County  
 Grant Year: 2018  
 Project: 0005 - 2018 CFC

Objective: Create suitable living environments

IDIS Activity: 45561 - 7219025 Aransas County  
 Activity to prevent, prepare for, and respond to Coronavirus: No

Outcome: Sustainability

Status: Open  
 Location:  
 2840 Highway 35 N Rockport, TX 78382-5711

Matrix Code: Water/Sewer Improvements (03J)

National Objective: LMA

Initial Funding Date: 12/18/2019  
 Financing:  
 Funded Amount: \$758,600.00  
 Net Drawn: \$63,092.50  
 Balance: \$695,507.50

Description:  
 Contractor shall install approximately one thousand one hundred linear feet (1,100 LF) of ten-inch (10 in.) wastewater line, three thousand eight hundred linear feet (3,800 LF) of eight-inch (8 in.) wastewater line, one thousand three hundred linear feet (1,300 LF) of six-

Proposed Accomplishments:  
 People (General) : 73  
 Total Population in Service Area: 73  
 Census Tract Percent Low / Mod: 86.30

Actual Accomplishments:

Number assisted:

	Owner		Renter		Total		Person
	Total	Hispanic	Total	Hispanic	Total	Hispanic	
White:	0	0	0	0	0	0	0
Black/African American:	0	0	0	0	0	0	0
Asian:	0	0	0	0	0	0	0
American Indian/Alaskan Native:	0	0	0	0	0	0	0
Native Hawaiian/Other Pacific Islander:	0	0	0	0	0	0	0
American Indian/Alaskan Native & White:	0	0	0	0	0	0	0
Asian White:	0	0	0	0	0	0	0

Black/African American & White:	0	0	0	0	0	0	0
American Indian/Alaskan Native & Black/African American:	0	0	0	0	0	0	0
Other multi-racial:	0	0	0	0	0	0	0
Asian/Pacific Islander:	0	0	0	0	0	0	0
Hispanic:	0	0	0	0	0	0	0
Total:	0	0	0	0	0	0	0
Female-headed Households:	0		0		0		

Income Category:

	Owner	Renter	Total	Person
Extremely Low	0	0	0	0
Low Mod	0	0	0	0
Moderate	0	0	0	0
Non Low Moderate	0	0	0	0
Total	0	0	0	0
Percent Low/Mod	0.0%	0.0%	0.0%	0.0%

Annual Accomplishments

Accomplishment Narrative

Year # Benefiting

UGLG:

Grant Year: 2018

Project: 0052 - 2018 State Revolving Fund

Objective:

IDIS Activity: 45584 - 7219062 Brownwood

Outcome:

Activity to prevent, prepare for, and respond to Coronavirus: No

Status: Open

Matrix Code: General Program Administration (21A)

Location:

National Objective:

Initial Funding Date: 12/18/2019

Description:

Financing:

local admin

Funded Amount: \$33,133.00

Net Drawn: \$22,633.00

Balance: \$10,500.00

Proposed Accomplishments:

: 0

Total Population in Service Area: 0

Census Tract Percent Low / Mod: 0.00

Actual Accomplishments:

Number assisted:

	Owner		Renter		Total		Person
	Total	Hispanic	Total	Hispanic	Total	Hispanic	
White:	0	0	0	0	0	0	0
Black/African American:	0	0	0	0	0	0	0
Asian:	0	0	0	0	0	0	0
American Indian/Alaskan Native:	0	0	0	0	0	0	0
Native Hawaiian/Other Pacific Islander:	0	0	0	0	0	0	0
American Indian/Alaskan Native & White:	0	0	0	0	0	0	0
Asian White:	0	0	0	0	0	0	0
Black/African American & White:	0	0	0	0	0	0	0
American Indian/Alaskan Native & Black/African American:	0	0	0	0	0	0	0
Other multi-racial:	0	0	0	0	0	0	0
Asian/Pacific Islander:	0	0	0	0	0	0	0
Hispanic:	0	0	0	0	0	0	0
Total:	0	0	0	0	0	0	0
Female-headed Households:	0		0		0		

Income Category:

	Owner	Renter	Total	Person
Extremely Low	0	0	0	0
Low Mod	0	0	0	0
Moderate	0	0	0	0
Non Low Moderate	0	0	0	0
Total	0	0	0	0
Percent Low/Mod	0.0%	0.0%	0.0%	0.0%

Annual Accomplishments

Accomplishment Narrative

Year # Benefiting

UGLG:

Grant Year: 2018  
Project: 0052 - 2018 State Revolving Fund

Objective:

IDIS Activity: 45586 - 7219072 Buffalo  
Activity to prevent, prepare for, and respond to Coronavirus: No

Outcome:

Status: Open  
Location:

Matrix Code: General Program Administration (21A)

National Objective:

Initial Funding Date: 12/18/2019  
Financing:  
Funded Amount: \$38,500.00  
Net Drawn: \$38,500.00  
Balance: \$0.00

Description:  
local admin

Proposed Accomplishments:  
: 0

Total Population in Service Area: 0  
Census Tract Percent Low / Mod: 0.00

Actual Accomplishments:

Number assisted:

	Owner		Renter		Total		Person
	Total	Hispanic	Total	Hispanic	Total	Hispanic	
White:	0	0	0	0	0	0	0
Black/African American:	0	0	0	0	0	0	0
Asian:	0	0	0	0	0	0	0
American Indian/Alaskan Native:	0	0	0	0	0	0	0
Native Hawaiian/Other Pacific Islander:	0	0	0	0	0	0	0
American Indian/Alaskan Native & White:	0	0	0	0	0	0	0
Asian White:	0	0	0	0	0	0	0
Black/African American & White:	0	0	0	0	0	0	0
American Indian/Alaskan Native & Black/African American:	0	0	0	0	0	0	0
Other multi-racial:	0	0	0	0	0	0	0

Asian/Pacific Islander:	0	0	0	0	0	0	0
Hispanic:	0	0	0	0	0	0	0
Total:	0	0	0	0	0	0	0
Female-headed Households:	0		0		0		

Income Category:

	Owner	Renter	Total	Person
Extremely Low	0	0	0	0
Low Mod	0	0	0	0
Moderate	0	0	0	0
Non Low Moderate	0	0	0	0
Total	0	0	0	0
Percent Low/Mod	0.0%	0.0%	0.0%	0.0%

Annual Accomplishments

Accomplishment Narrative

Year # Benefiting  
 UGLG: BUFFALO  
 Grant Year: 2018

Project: 0052 - 2018 State Revolving Fund

Objective: Create suitable living environments

IDIS Activity: 45587 - 7219072 Buffalo

Outcome: Sustainability

Activity to prevent, prepare for, and respond to Coronavirus: No

Status: Open

Matrix Code: Sidewalks (03L)

Location:

PO Box 219 Buffalo, TX 75831-0219

National Objective: SBA

Initial Funding Date: 12/18/2019

Financing:  
 Funded Amount: \$311,500.00  
 Net Drawn: \$268,100.46  
 Balance: \$43,399.54

Description:  
 The "minimum necessary" activities are to consist of eight hundred sixty linear feet (860 l.f.) of concrete sidewalk, lighting, eight (8) ADA ramps, one hundred fifty (150) linear feet of curb and gutter and all necessary appurtenances .

Proposed Accomplishments:

People (General) : 2,095

Total Population in Service Area: 0  
 Census Tract Percent Low / Mod: 0.00

Actual Accomplishments:

Number assisted:

	Owner		Renter		Total		Person
	Total	Hispanic	Total	Hispanic	Total	Hispanic	
White:	0	0	0	0	0	0	0
Black/African American:	0	0	0	0	0	0	0
Asian:	0	0	0	0	0	0	0
American Indian/Alaskan Native:	0	0	0	0	0	0	0
Native Hawaiian/Other Pacific Islander:	0	0	0	0	0	0	0
American Indian/Alaskan Native & White:	0	0	0	0	0	0	0
Asian White:	0	0	0	0	0	0	0
Black/African American & White:	0	0	0	0	0	0	0
American Indian/Alaskan Native & Black/African American:	0	0	0	0	0	0	0
Other multi-racial:	0	0	0	0	0	0	0
Asian/Pacific Islander:	0	0	0	0	0	0	0
Hispanic:	0	0	0	0	0	0	0
Total:	0	0	0	0	0	0	0
Female-headed Households:	0		0		0		

Income Category:

	Owner	Renter	Total	Person
Extremely Low	0	0	0	0
Low Mod	0	0	0	0
Moderate	0	0	0	0
Non Low Moderate	0	0	0	0
Total	0	0	0	0
Percent Low/Mod	0.0%	0.0%	0.0%	0.0%

Annual Accomplishments

Accomplishment Narrative

Year # Benefiting

UGLG:

Grant Year: 2018

Project: 0052 - 2018 State Revolving Fund

Objective:



IDIS Activity: 45589 - 7219082 Camp Wood

Outcome:

Activity to prevent, prepare for, and respond to Coronavirus: No

Status: Open

Matrix Code: General Program Administration (21A)

Location:

National Objective:

Initial Funding Date: 12/18/2019

Description:

Financing:

local admin

Funded Amount: \$40,000.00

Net Drawn: \$12,000.00

Balance: \$28,000.00

Proposed Accomplishments:

: 0

Total Population in Service Area: 0

Census Tract Percent Low / Mod: 0.00

Actual Accomplishments:

Number assisted:

	Owner		Renter		Total		Person
	Total	Hispanic	Total	Hispanic	Total	Hispanic	
White:	0	0	0	0	0	0	0
Black/African American:	0	0	0	0	0	0	0
Asian:	0	0	0	0	0	0	0
American Indian/Alaskan Native:	0	0	0	0	0	0	0
Native Hawaiian/Other Pacific Islander:	0	0	0	0	0	0	0
American Indian/Alaskan Native & White:	0	0	0	0	0	0	0
Asian White:	0	0	0	0	0	0	0
Black/African American & White:	0	0	0	0	0	0	0
American Indian/Alaskan Native & Black/African American:	0	0	0	0	0	0	0
Other multi-racial:	0	0	0	0	0	0	0
Asian/Pacific Islander:	0	0	0	0	0	0	0
Hispanic:	0	0	0	0	0	0	0

Total: 0 0 0 0 0 0 0  
 Female-headed Households: 0 0 0 0 0 0 0

Income Category:

	Owner	Renter	Total	Person
Extremely Low	0	0	0	0
Low Mod	0	0	0	0
Moderate	0	0	0	0
Non Low Moderate	0	0	0	0
Total	0	0	0	0
Percent Low/Mod	0.0%	0.0%	0.0%	0.0%

Annual Accomplishments

Accomplishment Narrative

Year # Benefiting  
 UGLG: CAMP WOOD  
 Grant Year: 2018

Project: 0052 - 2018 State Revolving Fund

Objective: Create suitable living environments

IDIS Activity: 45592 - 7219082 Camp Wood

Outcome: Sustainability

Activity to prevent, prepare for, and respond to Coronavirus: No

Status: Open

Matrix Code: Street Improvements (03K)

Location:

PO Box 130 Camp Wood, TX 78833-0130

National Objective: SBA

Initial Funding Date: 12/18/2019

Financing:

Funded Amount: \$186,000.00

Net Drawn: \$125,708.64

Balance: \$60,291.36

Description:

The "minimum necessary" activities are to consist of approximately one thousand one hundred twenty linear feet (1,120 l.f.) of concrete sidewalk, five hundred twelve linear feet (512 l.f.) of concrete curb and gutter, twenty (20) ADA curb ramps and all associated

Proposed Accomplishments:

People (General) : 835

Total Population in Service Area: 0

Census Tract Percent Low / Mod: 0.00

Actual Accomplishments:

Number assisted:

	Owner		Renter		Total		Person
	Total	Hispanic	Total	Hispanic	Total	Hispanic	
White:	0	0	0	0	0	0	0
Black/African American:	0	0	0	0	0	0	0
Asian:	0	0	0	0	0	0	0
American Indian/Alaskan Native:	0	0	0	0	0	0	0
Native Hawaiian/Other Pacific Islander:	0	0	0	0	0	0	0
American Indian/Alaskan Native & White:	0	0	0	0	0	0	0
Asian White:	0	0	0	0	0	0	0
Black/African American & White:	0	0	0	0	0	0	0
American Indian/Alaskan Native & Black/African American:	0	0	0	0	0	0	0
Other multi-racial:	0	0	0	0	0	0	0
Asian/Pacific Islander:	0	0	0	0	0	0	0
Hispanic:	0	0	0	0	0	0	0
Total:	0	0	0	0	0	0	0
Female-headed Households:	0		0		0		

Income Category:

	Owner	Renter	Total	Person
Extremely Low	0	0	0	0
Low Mod	0	0	0	0
Moderate	0	0	0	0
Non Low Moderate	0	0	0	0
Total	0	0	0	0
Percent Low/Mod	0.0%	0.0%	0.0%	0.0%

Annual Accomplishments

Accomplishment Narrative

Year # Benefiting

UGLG:

Grant Year: 2018

Project: 0004 - 2018 ED

Objective:

IDIS Activity: 45593 - 7219092 Canton

Outcome:

Activity to prevent, prepare for, and respond to Coronavirus: No

Status: Open

Matrix Code: General Program Administration (21A)

Location:

National Objective:

Initial Funding Date: 12/18/2019

Description:

Financing:

local admin

Funded Amount: \$35,000.00

Net Drawn: \$31,500.00

Balance: \$3,500.00

Proposed Accomplishments:

: 0

Total Population in Service Area: 0

Census Tract Percent Low / Mod: 0.00

Actual Accomplishments:

Number assisted:

	Owner		Renter		Total		Person
	Total	Hispanic	Total	Hispanic	Total	Hispanic	
White:	0	0	0	0	0	0	0
Black/African American:	0	0	0	0	0	0	0
Asian:	0	0	0	0	0	0	0
American Indian/Alaskan Native:	0	0	0	0	0	0	0
Native Hawaiian/Other Pacific Islander:	0	0	0	0	0	0	0
American Indian/Alaskan Native & White:	0	0	0	0	0	0	0
Asian White:	0	0	0	0	0	0	0
Black/African American & White:	0	0	0	0	0	0	0
American Indian/Alaskan Native & Black/African American:	0	0	0	0	0	0	0
Other multi-racial:	0	0	0	0	0	0	0
Asian/Pacific Islander:	0	0	0	0	0	0	0
Hispanic:	0	0	0	0	0	0	0
Total:	0	0	0	0	0	0	0
Female-headed Households:	0		0		0		

Income Category:

	Owner	Renter	Total	Person
Extremely Low	0	0	0	0
Low Mod	0	0	0	0
Moderate	0	0	0	0
Non Low Moderate	0	0	0	0
Total	0	0	0	0
Percent Low/Mod	0.0%	0.0%	0.0%	0.0%

Annual Accomplishments

Accomplishment Narrative

Year # Benefiting

UGLG: CANTON

Grant Year: 2018

Project: 0004 - 2018 ED

Objective: Create suitable living environments

IDIS Activity: 45594 - 7219092 Canton

Outcome: Sustainability

Activity to prevent, prepare for, and respond to Coronavirus: No

Status: Open

Matrix Code: Sidewalks (03L)

Location:

201 N Buffalo St Canton, TX 75103-1307

National Objective: SBA

Initial Funding Date: 12/18/2019

Financing:

Funded Amount: \$315,000.00

Net Drawn: \$211,552.11

Balance: \$103,447.89

Description:

The "minimum necessary" activities are to consist of eight hundred ninety-two linear feet (892 l.f.) of ADA compliant concrete sidewalk with steps, one thousand seven linear feet (1,007 l.f.) concrete curb and gutter, four (4) street lights, and two hundred seventy linear

Proposed Accomplishments:

People (General) : 3,255

Total Population in Service Area: 0

Census Tract Percent Low / Mod: 0.00

Actual Accomplishments:

Number assisted:

	Owner		Renter		Total		Person
	Total	Hispanic	Total	Hispanic	Total	Hispanic	
White:	0	0	0	0	0	0	0
Black/African American:	0	0	0	0	0	0	0
Asian:	0	0	0	0	0	0	0
American Indian/Alaskan Native:	0	0	0	0	0	0	0
Native Hawaiian/Other Pacific Islander:	0	0	0	0	0	0	0
American Indian/Alaskan Native & White:	0	0	0	0	0	0	0
Asian White:	0	0	0	0	0	0	0
Black/African American & White:	0	0	0	0	0	0	0
American Indian/Alaskan Native & Black/African American:	0	0	0	0	0	0	0
Other multi-racial:	0	0	0	0	0	0	0
Asian/Pacific Islander:	0	0	0	0	0	0	0
Hispanic:	0	0	0	0	0	0	0
Total:	0	0	0	0	0	0	0
Female-headed Households:	0		0		0		

Income Category:

	Owner	Renter	Total	Person
Extremely Low	0	0	0	0
Low Mod	0	0	0	0
Moderate	0	0	0	0
Non Low Moderate	0	0	0	0
Total	0	0	0	0
Percent Low/Mod	0.0%	0.0%	0.0%	0.0%

Annual Accomplishments

Accomplishment Narrative

Year # Benefiting

UGLG:

Grant Year: 2018

Project: 0004 - 2018 ED

Objective:

IDIS Activity: 45597 - 7219102 Carthage

Outcome:

Activity to prevent, prepare for, and respond to Coronavirus: No

Status: Open

Matrix Code: General Program Administration (21A)

Location:

National Objective:

Initial Funding Date: 12/19/2019  
 Financing:  
 Funded Amount: \$35,000.00  
 Net Drawn: \$31,500.00  
 Balance: \$3,500.00

Description:  
local admin

Proposed Accomplishments:

: 0  
 Total Population in Service Area: 0  
 Census Tract Percent Low / Mod: 0.00

Actual Accomplishments:

Number assisted:

	Owner		Renter		Total		Person
	Total	Hispanic	Total	Hispanic	Total	Hispanic	
White:	0	0	0	0	0	0	0
Black/African American:	0	0	0	0	0	0	0
Asian:	0	0	0	0	0	0	0
American Indian/Alaskan Native:	0	0	0	0	0	0	0
Native Hawaiian/Other Pacific Islander:	0	0	0	0	0	0	0
American Indian/Alaskan Native & White:	0	0	0	0	0	0	0
Asian White:	0	0	0	0	0	0	0
Black/African American & White:	0	0	0	0	0	0	0
American Indian/Alaskan Native & Black/African American:	0	0	0	0	0	0	0
Other multi-racial:	0	0	0	0	0	0	0
Asian/Pacific Islander:	0	0	0	0	0	0	0
Hispanic:	0	0	0	0	0	0	0
Total:	0	0	0	0	0	0	0
Female-headed Households:	0		0		0		

Income Category:

Owner	Renter	Total	Person
-------	--------	-------	--------

Extremely Low	0	0	0	0
Low Mod	0	0	0	0
Moderate	0	0	0	0
Non Low Moderate	0	0	0	0
Total	0	0	0	0
Percent Low/Mod	0.0%	0.0%	0.0%	0.0%

Annual Accomplishments      Accomplishment Narrative

Year      # Benefiting  
 UGLG:      CARTHAGE  
 Grant Year:      2018

Project:      0004 - 2018 ED

Objective:      Create suitable living environments

IDIS Activity:      45598 - 7219102 Carthage

Outcome:      Sustainability

Activity to prevent, prepare for, and respond to Coronavirus:      No

Status:      Open

Matrix Code:      Sidewalks (03L)

Location:

PO Box 400 Carthage, TX 75633-0400

National Objective: SBA

Initial Funding Date:      12/19/2019  
 Financing:  
 Funded Amount:      \$315,000.00  
 Net Drawn:      \$210,460.40  
 Balance:      \$104,539.60

Description:  
 The "minimum necessary" activities are to consist of approximately one thousand four hundred forty linear feet (1,400 l.f.) of 4 inch concrete sidewalk, ten (10) ADA compliant curb ramps, six hundred seventy-two linear feet (672 l.f.) of asphalt pavement, fifty linear

Proposed Accomplishments:

People (General) : 6,450  
 Total Population in Service Area: 0  
 Census Tract Percent Low / Mod: 0.00

Actual Accomplishments:

Number assisted:

Owner		Renter		Total		Person
Total	Hispanic	Total	Hispanic	Total	Hispanic	



White:	0	0	0	0	0	0	0
Black/African American:	0	0	0	0	0	0	0
Asian:	0	0	0	0	0	0	0
American Indian/Alaskan Native:	0	0	0	0	0	0	0
Native Hawaiian/Other Pacific Islander:	0	0	0	0	0	0	0
American Indian/Alaskan Native & White:	0	0	0	0	0	0	0
Asian White:	0	0	0	0	0	0	0
Black/African American & White:	0	0	0	0	0	0	0
American Indian/Alaskan Native & Black/African American:	0	0	0	0	0	0	0
Other multi-racial:	0	0	0	0	0	0	0
Asian/Pacific Islander:	0	0	0	0	0	0	0
Hispanic:	0	0	0	0	0	0	0
Total:	0	0	0	0	0	0	0
Female-headed Households:	0		0		0		

Income Category:

	Owner	Renter	Total	Person
Extremely Low	0	0	0	0
Low Mod	0	0	0	0
Moderate	0	0	0	0
Non Low Moderate	0	0	0	0
Total	0	0	0	0
Percent Low/Mod	0.0%	0.0%	0.0%	0.0%

Annual Accomplishments

Accomplishment Narrative

Year # Benefiting

UGLG:

Grant Year: 2018

Project: 0004 - 2018 ED

Objective:

IDIS Activity: 45599 - 7219112 Center

Outcome:

Activity to prevent, prepare for, and respond to Coronavirus: No

Status: Open

Matrix Code: General Program Administration (21A)

Location:

National Objective:

, -

Initial Funding Date: 12/19/2019  
 Financing:  
 Funded Amount: \$35,000.00  
 Net Drawn: \$24,500.00  
 Balance: \$10,500.00

Description:  
 local admin

Proposed Accomplishments:

: 0  
 Total Population in Service Area: 0  
 Census Tract Percent Low / Mod: 0.00

Actual Accomplishments:

Number assisted:

	Owner		Renter		Total		Person
	Total	Hispanic	Total	Hispanic	Total	Hispanic	
White:	0	0	0	0	0	0	0
Black/African American:	0	0	0	0	0	0	0
Asian:	0	0	0	0	0	0	0
American Indian/Alaskan Native:	0	0	0	0	0	0	0
Native Hawaiian/Other Pacific Islander:	0	0	0	0	0	0	0
American Indian/Alaskan Native & White:	0	0	0	0	0	0	0
Asian White:	0	0	0	0	0	0	0
Black/African American & White:	0	0	0	0	0	0	0
American Indian/Alaskan Native & Black/African American:	0	0	0	0	0	0	0
Other multi-racial:	0	0	0	0	0	0	0
Asian/Pacific Islander:	0	0	0	0	0	0	0
Hispanic:	0	0	0	0	0	0	0
Total:	0	0	0	0	0	0	0
Female-headed Households:	0		0		0		

Income Category:

	Owner	Renter	Total	Person
Extremely Low	0	0	0	0
Low Mod	0	0	0	0
Moderate	0	0	0	0

Non Low Moderate	0	0	0	0
Total	0	0	0	0
Percent Low/Mod	0.0%	0.0%	0.0%	0.0%

Annual Accomplishments      Accomplishment Narrative

Year      # Benefiting

UGLG:

Grant Year:    2018

Project:        0004 - 2018 ED

Objective:

IDIS Activity:    45601 - 7219122 Comanche

Outcome:

Activity to prevent, prepare for, and respond to Coronavirus:    No

Status:         Open

Matrix Code:      General Program Administration (21A)

Location:

National Objective:

, -

Initial Funding Date:    12/19/2019

Description:

Financing:

local admin

Funded Amount:         \$22,000.00

Net Drawn:                \$18,800.00

Balance:                  \$3,200.00

Proposed Accomplishments:

: 0

Total Population in Service Area: 0

Census Tract Percent Low / Mod: 0.00

Actual Accomplishments:

Number assisted:

	Owner		Renter		Total		
	Total	Hispanic	Total	Hispanic	Total	Hispanic	Person
White:	0	0	0	0	0	0	0
Black/African American:	0	0	0	0	0	0	0
Asian:	0	0	0	0	0	0	0

American Indian/Alaskan Native:	0	0	0	0	0	0	0
Native Hawaiian/Other Pacific Islander:	0	0	0	0	0	0	0
American Indian/Alaskan Native & White:	0	0	0	0	0	0	0
Asian White:	0	0	0	0	0	0	0
Black/African American & White:	0	0	0	0	0	0	0
American Indian/Alaskan Native & Black/African American:	0	0	0	0	0	0	0
Other multi-racial:	0	0	0	0	0	0	0
Asian/Pacific Islander:	0	0	0	0	0	0	0
Hispanic:	0	0	0	0	0	0	0
Total:	0	0	0	0	0	0	0
Female-headed Households:	0		0		0		

Income Category:

	Owner	Renter	Total	Person
Extremely Low	0	0	0	0
Low Mod	0	0	0	0
Moderate	0	0	0	0
Non Low Moderate	0	0	0	0
Total	0	0	0	0
Percent Low/Mod	0.0%	0.0%	0.0%	0.0%

Annual Accomplishments

Accomplishment Narrative

Year # Benefiting  
 UGLG: COMANCHE  
 Grant Year: 2018  
 Project: 0004 - 2018 ED

Objective: Create suitable living environments

IDIS Activity: 45602 - 7219122 Comanche  
 Activity to prevent, prepare for, and respond to Coronavirus: No

Outcome: Sustainability

Status: Open  
 Location:  
 200 N Austin St Comanche, TX 76442-2429

Matrix Code: Sidewalks (03L)

National Objective: LMA

Initial Funding Date: 12/19/2019  
 Financing:

Description:  
 The "minimum necessary" activities are to consist of approximately three hundred eighty-

Funded Amount: \$328,000.00  
 Net Drawn: \$175,383.68  
 Balance: \$152,616.32

five linear feet (385 l.f.) of concrete sidewalks, five hundred forty-six linear feet (546 l.f.)  
 curb and gutter, eight (8) ADA ramps, three (3) ADA compliant crosswalks, ten (10) lights

Proposed Accomplishments:

People (General) : 4,070  
 Total Population in Service Area: 4,070  
 Census Tract Percent Low / Mod: 59.00

Actual Accomplishments:

Number assisted:

	Owner		Renter		Total		Person
	Total	Hispanic	Total	Hispanic	Total	Hispanic	
White:	0	0	0	0	0	0	0
Black/African American:	0	0	0	0	0	0	0
Asian:	0	0	0	0	0	0	0
American Indian/Alaskan Native:	0	0	0	0	0	0	0
Native Hawaiian/Other Pacific Islander:	0	0	0	0	0	0	0
American Indian/Alaskan Native & White:	0	0	0	0	0	0	0
Asian White:	0	0	0	0	0	0	0
Black/African American & White:	0	0	0	0	0	0	0
American Indian/Alaskan Native & Black/African American:	0	0	0	0	0	0	0
Other multi-racial:	0	0	0	0	0	0	0
Asian/Pacific Islander:	0	0	0	0	0	0	0
Hispanic:	0	0	0	0	0	0	0
Total:	0	0	0	0	0	0	0
Female-headed Households:	0		0		0		

Income Category:

	Owner	Renter	Total	Person
Extremely Low	0	0	0	0
Low Mod	0	0	0	0
Moderate	0	0	0	0
Non Low Moderate	0	0	0	0
Total	0	0	0	0
Percent Low/Mod	0.0%	0.0%	0.0%	0.0%

Annual Accomplishments Accomplishment Narrative

Year # Benefiting

UGLG:

Grant Year: 2018

Project: 0004 - 2018 ED

Objective:

IDIS Activity: 45603 - 7219132 Crockett

Outcome:

Activity to prevent, prepare for, and respond to Coronavirus: No

Status: Open

Matrix Code: General Program Administration (21A)

Location:

National Objective:

Initial Funding Date: 12/19/2019

Description:

Financing:

local admin

Funded Amount: \$35,000.00

Net Drawn: \$31,500.00

Balance: \$3,500.00

Proposed Accomplishments:

: 0

Total Population in Service Area: 0

Census Tract Percent Low / Mod: 0.00

Actual Accomplishments:

Number assisted:

	Owner		Renter		Total		
	Total	Hispanic	Total	Hispanic	Total	Hispanic	Person
White:	0	0	0	0	0	0	0
Black/African American:	0	0	0	0	0	0	0
Asian:	0	0	0	0	0	0	0
American Indian/Alaskan Native:	0	0	0	0	0	0	0
Native Hawaiian/Other Pacific Islander:	0	0	0	0	0	0	0
American Indian/Alaskan Native & White:	0	0	0	0	0	0	0
Asian White:	0	0	0	0	0	0	0

Black/African American & White:	0	0	0	0	0	0	0
American Indian/Alaskan Native & Black/African American:	0	0	0	0	0	0	0
Other multi-racial:	0	0	0	0	0	0	0
Asian/Pacific Islander:	0	0	0	0	0	0	0
Hispanic:	0	0	0	0	0	0	0
Total:	0	0	0	0	0	0	0
Female-headed Households:	0		0		0		

Income Category:

	Owner	Renter	Total	Person
Extremely Low	0	0	0	0
Low Mod	0	0	0	0
Moderate	0	0	0	0
Non Low Moderate	0	0	0	0
Total	0	0	0	0
Percent Low/Mod	0.0%	0.0%	0.0%	0.0%

Annual Accomplishments

Accomplishment Narrative

Year # Benefiting  
 UGLG: CROCKETT  
 Grant Year: 2018  
 Project: 0004 - 2018 ED

Objective: Create suitable living environments

IDIS Activity: 45604 - 7219132 Crockett  
 Activity to prevent, prepare for, and respond to Coronavirus: No

Outcome: Sustainability

Status: Open  
 Location:  
 200 N 5th St Crockett, TX 75835-1502

Matrix Code: Sidewalks (03L)

National Objective: LMA

Initial Funding Date: 12/19/2019  
 Financing:  
 Funded Amount: \$177,470.00  
 Net Drawn: \$138,031.88  
 Balance: \$39,438.12

Description:  
 The "minimum necessary" activities are to consist of installation of approximately five hundred seventy linear feet (570 l.f.) of four (4) inch concrete sidewalk, five hundred sixty linear feet (560 l.f.) of curb and gutter, six (6) ADA compliant curb ramps, pavement

Proposed Accomplishments:

People (General) : 6,155

Total Population in Service Area: 6,155

Census Tract Percent Low / Mod: 68.40

Actual Accomplishments:

Number assisted:

	Owner		Renter		Total		Person
	Total	Hispanic	Total	Hispanic	Total	Hispanic	
White:	0	0	0	0	0	0	0
Black/African American:	0	0	0	0	0	0	0
Asian:	0	0	0	0	0	0	0
American Indian/Alaskan Native:	0	0	0	0	0	0	0
Native Hawaiian/Other Pacific Islander:	0	0	0	0	0	0	0
American Indian/Alaskan Native & White:	0	0	0	0	0	0	0
Asian White:	0	0	0	0	0	0	0
Black/African American & White:	0	0	0	0	0	0	0
American Indian/Alaskan Native & Black/African American:	0	0	0	0	0	0	0
Other multi-racial:	0	0	0	0	0	0	0
Asian/Pacific Islander:	0	0	0	0	0	0	0
Hispanic:	0	0	0	0	0	0	0
Total:	0	0	0	0	0	0	0
Female-headed Households:	0		0		0		

Income Category:

	Owner	Renter	Total	Person
Extremely Low	0	0	0	0
Low Mod	0	0	0	0
Moderate	0	0	0	0
Non Low Moderate	0	0	0	0
Total	0	0	0	0
Percent Low/Mod	0.0%	0.0%	0.0%	0.0%

Annual Accomplishments

Accomplishment Narrative

Year # Benefiting  
 UGLG: CROCKETT



Grant Year: 2018  
 Project: 0004 - 2018 ED

Objective: Create suitable living environments

IDIS Activity: 45605 - 7219132 Crockett  
 Activity to prevent, prepare for, and respond to Coronavirus: No

Outcome: Availability/accessibility

Status: Open  
 Location:  
 200 N 5th St Crockett, TX 75835-1502

Matrix Code: Parking Facilities (03G)

National Objective: LMA

Initial Funding Date: 12/19/2019  
 Financing:  
 Funded Amount: \$137,530.00  
 Net Drawn: \$123,777.00  
 Balance: \$13,753.00

Description:  
 The "minimum necessary" activities are to consist of installation of approximately five hundred seventy linear feet (570 l.f.) of four (4) inch concrete sidewalk, five hundred sixty linear feet (560 l.f.) of curb and gutter, six (6) ADA compliant curb ramps, pavement

Proposed Accomplishments:  
 People (General) : 6,155  
 Total Population in Service Area: 6,155  
 Census Tract Percent Low / Mod: 68.40

Actual Accomplishments:

Number assisted:

	Owner		Renter		Total		Person
	Total	Hispanic	Total	Hispanic	Total	Hispanic	
White:	0	0	0	0	0	0	0
Black/African American:	0	0	0	0	0	0	0
Asian:	0	0	0	0	0	0	0
American Indian/Alaskan Native:	0	0	0	0	0	0	0
Native Hawaiian/Other Pacific Islander:	0	0	0	0	0	0	0
American Indian/Alaskan Native & White:	0	0	0	0	0	0	0
Asian White:	0	0	0	0	0	0	0
Black/African American & White:	0	0	0	0	0	0	0
American Indian/Alaskan Native & Black/African American:	0	0	0	0	0	0	0
Other multi-racial:	0	0	0	0	0	0	0

Asian/Pacific Islander:	0	0	0	0	0	0	0
Hispanic:	0	0	0	0	0	0	0
Total:	0	0	0	0	0	0	0
Female-headed Households:	0		0		0		

Income Category:

	Owner	Renter	Total	Person
Extremely Low	0	0	0	0
Low Mod	0	0	0	0
Moderate	0	0	0	0
Non Low Moderate	0	0	0	0
Total	0	0	0	0
Percent Low/Mod	0.0%	0.0%	0.0%	0.0%

Annual Accomplishments

Accomplishment Narrative

Year # Benefiting

UGLG:  
Grant Year: 2018  
Project: 0004 - 2018 ED

Objective:

IDIS Activity: 45606 - 7219142 Dayton

Outcome:

Activity to prevent, prepare for, and respond to Coronavirus: No

Status: Open

Matrix Code: General Program Administration (21A)

Location:

National Objective:

Initial Funding Date: 12/19/2019

Description:

Financing:

local admin

Funded Amount: \$47,430.00

Net Drawn: \$23,715.00

Balance: \$23,715.00

Proposed Accomplishments:

: 0

Total Population in Service Area: 0  
 Census Tract Percent Low / Mod: 0.00

Actual Accomplishments:

Number assisted:

	Owner		Renter		Total		Person
	Total	Hispanic	Total	Hispanic	Total	Hispanic	
White:	0	0	0	0	0	0	0
Black/African American:	0	0	0	0	0	0	0
Asian:	0	0	0	0	0	0	0
American Indian/Alaskan Native:	0	0	0	0	0	0	0
Native Hawaiian/Other Pacific Islander:	0	0	0	0	0	0	0
American Indian/Alaskan Native & White:	0	0	0	0	0	0	0
Asian White:	0	0	0	0	0	0	0
Black/African American & White:	0	0	0	0	0	0	0
American Indian/Alaskan Native & Black/African American:	0	0	0	0	0	0	0
Other multi-racial:	0	0	0	0	0	0	0
Asian/Pacific Islander:	0	0	0	0	0	0	0
Hispanic:	0	0	0	0	0	0	0
Total:	0	0	0	0	0	0	0
Female-headed Households:	0		0		0		

Income Category:

	Owner	Renter	Total	Person
Extremely Low	0	0	0	0
Low Mod	0	0	0	0
Moderate	0	0	0	0
Non Low Moderate	0	0	0	0
Total	0	0	0	0
Percent Low/Mod	0.0%	0.0%	0.0%	0.0%

Annual Accomplishments

Accomplishment Narrative

Year # Benefiting

UGLG: Ennis

Grant Year: 2018

Project: 0004 - 2018 ED

Objective: Create suitable living environments

IDIS Activity: 45609 - 7219152 Ennis  
 Activity to prevent, prepare for, and respond to Coronavirus: No

Outcome: Sustainability

Status: Open  
 Location:

Matrix Code: Sidewalks (03L)

PO Box 220 Ennis, TX 75120-0220

National Objective: LMA

Initial Funding Date: 12/19/2019  
 Financing:  
 Funded Amount: \$296,650.00  
 Net Drawn: \$239,643.60  
 Balance: \$57,006.40

Description:  
 The "minimum necessary" activities are to consist of approximately eight hundred sixty linear feet (860 l.f.) of concrete sidewalk and pavement, seven hundred thirty-five linear feet (735 l.f.) of curb and gutter, crosswalk striping, 13 (thirteen) ADA compliant ramps, 20

Proposed Accomplishments:

People (General) : 18,505  
 Total Population in Service Area: 18,505  
 Census Tract Percent Low / Mod: 63.00

Actual Accomplishments:

Number assisted:

	Owner		Renter		Total		Person
	Total	Hispanic	Total	Hispanic	Total	Hispanic	
White:	0	0	0	0	0	0	0
Black/African American:	0	0	0	0	0	0	0
Asian:	0	0	0	0	0	0	0
American Indian/Alaskan Native:	0	0	0	0	0	0	0
Native Hawaiian/Other Pacific Islander:	0	0	0	0	0	0	0
American Indian/Alaskan Native & White:	0	0	0	0	0	0	0
Asian White:	0	0	0	0	0	0	0
Black/African American & White:	0	0	0	0	0	0	0
American Indian/Alaskan Native & Black/African American:	0	0	0	0	0	0	0
Other multi-racial:	0	0	0	0	0	0	0
Asian/Pacific Islander:	0	0	0	0	0	0	0
Hispanic:	0	0	0	0	0	0	0

Total: 0 0 0 0 0 0 0  
 Female-headed Households: 0 0 0 0 0 0 0

Income Category:

	Owner	Renter	Total	Person
Extremely Low	0	0	0	0
Low Mod	0	0	0	0
Moderate	0	0	0	0
Non Low Moderate	0	0	0	0
Total	0	0	0	0
Percent Low/Mod	0.0%	0.0%	0.0%	0.0%

Annual Accomplishments

Accomplishment Narrative

Year # Benefiting

UGLG:

Grant Year: 2018

Project: 0004 - 2018 ED

Objective:

IDIS Activity: 45610 - 7219162 Fayetteville

Outcome:

Activity to prevent, prepare for, and respond to Coronavirus: No

Status: Open

Matrix Code: General Program Administration (21A)

Location:

National Objective:

Initial Funding Date: 12/19/2019

Description:

Financing:

local admin

Funded Amount: \$19,500.00

Net Drawn: \$17,550.00

Balance: \$1,950.00

Proposed Accomplishments:

: 0

Total Population in Service Area: 0

Census Tract Percent Low / Mod: 0.00

Actual Accomplishments:

Number assisted:

	Owner		Renter		Total		Person
	Total	Hispanic	Total	Hispanic	Total	Hispanic	
White:	0	0	0	0	0	0	0
Black/African American:	0	0	0	0	0	0	0
Asian:	0	0	0	0	0	0	0
American Indian/Alaskan Native:	0	0	0	0	0	0	0
Native Hawaiian/Other Pacific Islander:	0	0	0	0	0	0	0
American Indian/Alaskan Native & White:	0	0	0	0	0	0	0
Asian White:	0	0	0	0	0	0	0
Black/African American & White:	0	0	0	0	0	0	0
American Indian/Alaskan Native & Black/African American:	0	0	0	0	0	0	0
Other multi-racial:	0	0	0	0	0	0	0
Asian/Pacific Islander:	0	0	0	0	0	0	0
Hispanic:	0	0	0	0	0	0	0
Total:	0	0	0	0	0	0	0
Female-headed Households:	0		0		0		

Income Category:

	Owner	Renter	Total	Person
Extremely Low	0	0	0	0
Low Mod	0	0	0	0
Moderate	0	0	0	0
Non Low Moderate	0	0	0	0
Total	0	0	0	0
Percent Low/Mod	0.0%	0.0%	0.0%	0.0%

Annual Accomplishments

Accomplishment Narrative

Year # Benefiting  
 UGLG: FAYETTEVILLE  
 Grant Year: 2018  
 Project: 0004 - 2018 ED

Objective: Create suitable living environments

IDIS Activity: 45611 - 7219162 Fayetteville

Outcome: Sustainability

Activity to prevent, prepare for, and respond to Coronavirus: No

Status: Open

Matrix Code: Sidewalks (03L)

Location:

202 W Main St Fayetteville, TX 78940-5527

National Objective: LMA

Initial Funding Date: 12/19/2019

Description:

Financing:  
Funded Amount: \$330,500.00  
Net Drawn: \$238,651.00  
Balance: \$91,849.00

The "minimum necessary" activities are to consist of approximately two thousand two hundred and five linear feet (2,205 l.f.) of concrete sidewalks, seven (7) ADA ramps, lighting, ADA compliant handicap parking space, and all necessary appurtenances .

Proposed Accomplishments:

People (General) : 250  
Total Population in Service Area: 250  
Census Tract Percent Low / Mod: 58.00

Actual Accomplishments:

Number assisted:

	Owner		Renter		Total		Person
	Total	Hispanic	Total	Hispanic	Total	Hispanic	
White:	0	0	0	0	0	0	0
Black/African American:	0	0	0	0	0	0	0
Asian:	0	0	0	0	0	0	0
American Indian/Alaskan Native:	0	0	0	0	0	0	0
Native Hawaiian/Other Pacific Islander:	0	0	0	0	0	0	0
American Indian/Alaskan Native & White:	0	0	0	0	0	0	0
Asian White:	0	0	0	0	0	0	0
Black/African American & White:	0	0	0	0	0	0	0
American Indian/Alaskan Native & Black/African American:	0	0	0	0	0	0	0
Other multi-racial:	0	0	0	0	0	0	0
Asian/Pacific Islander:	0	0	0	0	0	0	0
Hispanic:	0	0	0	0	0	0	0
Total:	0	0	0	0	0	0	0
Female-headed Households:	0		0		0		

Income Category:

	Owner	Renter	Total	Person
Extremely Low	0	0	0	0
Low Mod	0	0	0	0
Moderate	0	0	0	0
Non Low Moderate	0	0	0	0
Total	0	0	0	0
Percent Low/Mod	0.0%	0.0%	0.0%	0.0%

Annual Accomplishments

Accomplishment Narrative

Year # Benefiting

UGLG:

Grant Year: 2018

Project: 0004 - 2018 ED

Objective:

IDIS Activity: 45612 - 7219172 Grandview

Outcome:

Activity to prevent, prepare for, and respond to Coronavirus: No

Status: Open

Matrix Code: General Program Administration (21A)

Location:

National Objective:

Initial Funding Date: 12/19/2019

Financing:

Description:

Funded Amount: \$35,000.00

local admin

Net Drawn: \$24,500.00

Balance: \$10,500.00

Proposed Accomplishments:

: 0

Total Population in Service Area: 0

Census Tract Percent Low / Mod: 0.00

Actual Accomplishments:

Number assisted:



	Owner		Renter		Total		Person
	Total	Hispanic	Total	Hispanic	Total	Hispanic	
White:	0	0	0	0	0	0	0
Black/African American:	0	0	0	0	0	0	0
Asian:	0	0	0	0	0	0	0
American Indian/Alaskan Native:	0	0	0	0	0	0	0
Native Hawaiian/Other Pacific Islander:	0	0	0	0	0	0	0
American Indian/Alaskan Native & White:	0	0	0	0	0	0	0
Asian White:	0	0	0	0	0	0	0
Black/African American & White:	0	0	0	0	0	0	0
American Indian/Alaskan Native & Black/African American:	0	0	0	0	0	0	0
Other multi-racial:	0	0	0	0	0	0	0
Asian/Pacific Islander:	0	0	0	0	0	0	0
Hispanic:	0	0	0	0	0	0	0
Total:	0	0	0	0	0	0	0
Female-headed Households:	0		0		0		

Income Category:

	Owner	Renter	Total	Person
Extremely Low	0	0	0	0
Low Mod	0	0	0	0
Moderate	0	0	0	0
Non Low Moderate	0	0	0	0
Total	0	0	0	0
Percent Low/Mod	0.0%	0.0%	0.0%	0.0%

Annual Accomplishments

Accomplishment Narrative

Year # Benefiting

UGLG: Grandview

Grant Year: 2018

Project: 0004 - 2018 ED

Objective: Create suitable living environments

IDIS Activity: 45613 - 7219172 Grandview

Outcome: Sustainability

Activity to prevent, prepare for, and respond to Coronavirus: No

Status: Open

Matrix Code: Parking Facilities (03G)

Location:

PO Box 425 Grandview, TX 76050-0425

National Objective: LMA

Initial Funding Date: 12/19/2019  
 Financing:  
 Funded Amount: \$315,000.00  
 Net Drawn: \$43,654.28  
 Balance: \$271,345.72

Description:

The "minimum necessary" activities are to consist of approximately one thousand nine hundred sixty square yards (1,960 s.y) of six inch (6") concrete paving, seven hundred seventy linear feet (770 l.f.) of concrete curb and gutter,two (2) concrete drive

Proposed Accomplishments:

People (General) : 1,355  
 Total Population in Service Area: 1,355  
 Census Tract Percent Low / Mod: 61.90

Actual Accomplishments:

Number assisted:

	Owner		Renter		Total		Person
	Total	Hispanic	Total	Hispanic	Total	Hispanic	
White:	0	0	0	0	0	0	0
Black/African American:	0	0	0	0	0	0	0
Asian:	0	0	0	0	0	0	0
American Indian/Alaskan Native:	0	0	0	0	0	0	0
Native Hawaiian/Other Pacific Islander:	0	0	0	0	0	0	0
American Indian/Alaskan Native & White:	0	0	0	0	0	0	0
Asian White:	0	0	0	0	0	0	0
Black/African American & White:	0	0	0	0	0	0	0
American Indian/Alaskan Native & Black/African American:	0	0	0	0	0	0	0
Other multi-racial:	0	0	0	0	0	0	0
Asian/Pacific Islander:	0	0	0	0	0	0	0
Hispanic:	0	0	0	0	0	0	0
Total:	0	0	0	0	0	0	0
Female-headed Households:	0		0		0		

Income Category:

Owner	Renter	Total	Person
-------	--------	-------	--------

Extremely Low	0	0	0	0
Low Mod	0	0	0	0
Moderate	0	0	0	0
Non Low Moderate	0	0	0	0
Total	0	0	0	0
Percent Low/Mod	0.0%	0.0%	0.0%	0.0%

Annual Accomplishments      Accomplishment Narrative

Year      # Benefiting

UGLG:  
Grant Year:    2018  
Project:        0004 - 2018 ED      Objective:  
  
IDIS Activity:    45615 - 7219182 Hempstead      Outcome:  
Activity to prevent, prepare for, and respond to Coronavirus:    No  
  
Status:        Open      Matrix Code:        General Program Administration (21A)  
Location:  
, -      National Objective:

Initial Funding Date:    12/20/2019  
Financing:  
Funded Amount:        \$28,500.00  
Net Drawn:            \$23,100.00  
Balance:                \$5,400.00

Description:  
local admin

Proposed Accomplishments:  
: 0  
Total Population in Service Area: 0  
Census Tract Percent Low / Mod: 0.00

Actual Accomplishments:

Number assisted:

Owner		Renter		Total		Person
Total	Hispanic	Total	Hispanic	Total	Hispanic	

White:	0	0	0	0	0	0	0
Black/African American:	0	0	0	0	0	0	0
Asian:	0	0	0	0	0	0	0
American Indian/Alaskan Native:	0	0	0	0	0	0	0
Native Hawaiian/Other Pacific Islander:	0	0	0	0	0	0	0
American Indian/Alaskan Native & White:	0	0	0	0	0	0	0
Asian White:	0	0	0	0	0	0	0
Black/African American & White:	0	0	0	0	0	0	0
American Indian/Alaskan Native & Black/African American:	0	0	0	0	0	0	0
Other multi-racial:	0	0	0	0	0	0	0
Asian/Pacific Islander:	0	0	0	0	0	0	0
Hispanic:	0	0	0	0	0	0	0
Total:	0	0	0	0	0	0	0
Female-headed Households:	0		0		0		

Income Category:

	Owner	Renter	Total	Person
Extremely Low	0	0	0	0
Low Mod	0	0	0	0
Moderate	0	0	0	0
Non Low Moderate	0	0	0	0
Total	0	0	0	0
Percent Low/Mod	0.0%	0.0%	0.0%	0.0%

Annual Accomplishments

Accomplishment Narrative

Year # Benefiting  
 UGLG: HEMPSTEAD  
 Grant Year: 2018

Project: 0004 - 2018 ED

Objective: Create suitable living environments

IDIS Activity: 45616 - 7219182 Hempstead

Outcome: Sustainability

Activity to prevent, prepare for, and respond to Coronavirus: No

Status: Open

Matrix Code: Sidewalks (03L)

Location:

1125 Austin St Hempstead, TX 77445-4427

National Objective: LMA

Initial Funding Date: 12/20/2019  
 Financing:  
 Funded Amount: \$321,500.00  
 Net Drawn: \$126,563.18  
 Balance: \$194,936.82

Description:  
 The "minimum necessary" activities are to consist of installation of approximately eight hundred forty linear feet (840 l.f.) of sidewalk, six hundred fifty linear feet (650 l.f.) of curb, eight hundred forty linear feet (840 l.f.) of gutter, two hundred linear feet (200 l.f.)

Proposed Accomplishments:

People (General) : 6,305  
 Total Population in Service Area: 6,305  
 Census Tract Percent Low / Mod: 71.70

Actual Accomplishments:

Number assisted:

	Owner		Renter		Total		Person
	Total	Hispanic	Total	Hispanic	Total	Hispanic	
White:	0	0	0	0	0	0	0
Black/African American:	0	0	0	0	0	0	0
Asian:	0	0	0	0	0	0	0
American Indian/Alaskan Native:	0	0	0	0	0	0	0
Native Hawaiian/Other Pacific Islander:	0	0	0	0	0	0	0
American Indian/Alaskan Native & White:	0	0	0	0	0	0	0
Asian White:	0	0	0	0	0	0	0
Black/African American & White:	0	0	0	0	0	0	0
American Indian/Alaskan Native & Black/African American:	0	0	0	0	0	0	0
Other multi-racial:	0	0	0	0	0	0	0
Asian/Pacific Islander:	0	0	0	0	0	0	0
Hispanic:	0	0	0	0	0	0	0
Total:	0	0	0	0	0	0	0
Female-headed Households:	0		0		0		

Income Category:

	Owner	Renter	Total	Person
Extremely Low	0	0	0	0
Low Mod	0	0	0	0
Moderate	0	0	0	0

Non Low Moderate	0	0	0	0
Total	0	0	0	0
Percent Low/Mod	0.0%	0.0%	0.0%	0.0%

Annual Accomplishments      Accomplishment Narrative

Year      # Benefiting

UGLG:

Grant Year:    2018

Project:        0004 - 2018 ED

Objective:

IDIS Activity:    45622 - 7219212 Malakoff

Outcome:

Activity to prevent, prepare for, and respond to Coronavirus:    No

Status:         Open

Matrix Code:      General Program Administration (21A)

Location:

National Objective:

, -

Initial Funding Date:    12/20/2019

Description:

Financing:

local admin

Funded Amount:         \$35,000.00

Net Drawn:               \$24,500.00

Balance:                 \$10,500.00

Proposed Accomplishments:

: 0

Total Population in Service Area: 0

Census Tract Percent Low / Mod: 0.00

Actual Accomplishments:

Number assisted:

	Owner		Renter		Total		
	Total	Hispanic	Total	Hispanic	Total	Hispanic	Person
White:	0	0	0	0	0	0	0
Black/African American:	0	0	0	0	0	0	0
Asian:	0	0	0	0	0	0	0

American Indian/Alaskan Native:	0	0	0	0	0	0	0
Native Hawaiian/Other Pacific Islander:	0	0	0	0	0	0	0
American Indian/Alaskan Native & White:	0	0	0	0	0	0	0
Asian White:	0	0	0	0	0	0	0
Black/African American & White:	0	0	0	0	0	0	0
American Indian/Alaskan Native & Black/African American:	0	0	0	0	0	0	0
Other multi-racial:	0	0	0	0	0	0	0
Asian/Pacific Islander:	0	0	0	0	0	0	0
Hispanic:	0	0	0	0	0	0	0
Total:	0	0	0	0	0	0	0
Female-headed Households:	0		0		0		

Income Category:

	Owner	Renter	Total	Person
Extremely Low	0	0	0	0
Low Mod	0	0	0	0
Moderate	0	0	0	0
Non Low Moderate	0	0	0	0
Total	0	0	0	0
Percent Low/Mod	0.0%	0.0%	0.0%	0.0%

Annual Accomplishments

Accomplishment Narrative

Year # Benefiting  
 UGLG: MALAKOFF  
 Grant Year: 2018  
 Project: 0004 - 2018 ED

Objective: Create suitable living environments

IDIS Activity: 45623 - 7219212 Malakoff  
 Activity to prevent, prepare for, and respond to Coronavirus: No

Outcome: Sustainability

Status: Open  
 Location:  
 PO Box 1177 Malakoff, TX 75148-1177

Matrix Code: Parking Facilities (03G)

National Objective: LMA

Initial Funding Date: 12/20/2019  
 Financing:

Description:  
 The "minimum necessary" activities are to consist of approximately two thousand eight

Funded Amount: \$124,500.00  
 Net Drawn: \$46,605.83  
 Balance: \$77,894.17

hundred square yards (2,800 s.y) of asphalt paving, signage, striping, and all necessary appurtenances.

Proposed Accomplishments:

People (General) : 2,895  
 Total Population in Service Area: 2,895  
 Census Tract Percent Low / Mod: 72.10

Actual Accomplishments:

Number assisted:

	Owner		Renter		Total		Person
	Total	Hispanic	Total	Hispanic	Total	Hispanic	
White:	0	0	0	0	0	0	0
Black/African American:	0	0	0	0	0	0	0
Asian:	0	0	0	0	0	0	0
American Indian/Alaskan Native:	0	0	0	0	0	0	0
Native Hawaiian/Other Pacific Islander:	0	0	0	0	0	0	0
American Indian/Alaskan Native & White:	0	0	0	0	0	0	0
Asian White:	0	0	0	0	0	0	0
Black/African American & White:	0	0	0	0	0	0	0
American Indian/Alaskan Native & Black/African American:	0	0	0	0	0	0	0
Other multi-racial:	0	0	0	0	0	0	0
Asian/Pacific Islander:	0	0	0	0	0	0	0
Hispanic:	0	0	0	0	0	0	0
Total:	0	0	0	0	0	0	0
Female-headed Households:	0		0		0		

Income Category:

	Owner	Renter	Total	Person
Extremely Low	0	0	0	0
Low Mod	0	0	0	0
Moderate	0	0	0	0
Non Low Moderate	0	0	0	0
Total	0	0	0	0
Percent Low/Mod	0.0%	0.0%	0.0%	0.0%



Annual Accomplishments Accomplishment Narrative

Year # Benefiting

UGLG:

Grant Year: 2018

Project: 0004 - 2018 ED

Objective:

IDIS Activity: 45624 - 7219222 Mathis

Outcome:

Activity to prevent, prepare for, and respond to Coronavirus: No

Status: Open

Matrix Code: General Program Administration (21A)

Location:

National Objective:

Initial Funding Date: 12/20/2019

Description:

Financing:

local admin

Funded Amount: \$35,000.00

Net Drawn: \$31,500.00

Balance: \$3,500.00

Proposed Accomplishments:

: 0

Total Population in Service Area: 0

Census Tract Percent Low / Mod: 0.00

Actual Accomplishments:

Number assisted:

	Owner		Renter		Total		
	Total	Hispanic	Total	Hispanic	Total	Hispanic	Person
White:	0	0	0	0	0	0	0
Black/African American:	0	0	0	0	0	0	0
Asian:	0	0	0	0	0	0	0
American Indian/Alaskan Native:	0	0	0	0	0	0	0
Native Hawaiian/Other Pacific Islander:	0	0	0	0	0	0	0
American Indian/Alaskan Native & White:	0	0	0	0	0	0	0
Asian White:	0	0	0	0	0	0	0

Black/African American & White:	0	0	0	0	0	0	0
American Indian/Alaskan Native & Black/African American:	0	0	0	0	0	0	0
Other multi-racial:	0	0	0	0	0	0	0
Asian/Pacific Islander:	0	0	0	0	0	0	0
Hispanic:	0	0	0	0	0	0	0
Total:	0	0	0	0	0	0	0
Female-headed Households:	0		0		0		

Income Category:

	Owner	Renter	Total	Person
Extremely Low	0	0	0	0
Low Mod	0	0	0	0
Moderate	0	0	0	0
Non Low Moderate	0	0	0	0
Total	0	0	0	0
Percent Low/Mod	0.0%	0.0%	0.0%	0.0%

Annual Accomplishments

Accomplishment Narrative

Year # Benefiting  
 UGLG: MATHIS  
 Grant Year: 2018  
 Project: 0004 - 2018 ED

Objective: Create suitable living environments

IDIS Activity: 45625 - 7219222 Mathis

Outcome: Sustainability

Activity to prevent, prepare for, and respond to Coronavirus: No

Status: Open

Matrix Code: Sidewalks (03L)

Location:

411 E San Patricio Ave Mathis, TX 78368-2351

National Objective: LMA

Initial Funding Date: 12/20/2019

Financing:  
 Funded Amount: \$315,000.00  
 Net Drawn: \$221,918.84  
 Balance: \$93,081.16

Description:

The "minimum necessary" activities are to consist of approximately eight hundred twenty-eight linear feet (828 l.f.) of ten foot (10') concrete sidewalk, nine hundred sixty-four linear feet (964 l.f.) curb and gutter, concrete drain and flume, valley gutter, drive way,

Proposed Accomplishments:

People (General) : 4,910

Total Population in Service Area: 4,910

Census Tract Percent Low / Mod: 67.10

Actual Accomplishments:

Number assisted:

	Owner		Renter		Total		Person
	Total	Hispanic	Total	Hispanic	Total	Hispanic	
White:	0	0	0	0	0	0	0
Black/African American:	0	0	0	0	0	0	0
Asian:	0	0	0	0	0	0	0
American Indian/Alaskan Native:	0	0	0	0	0	0	0
Native Hawaiian/Other Pacific Islander:	0	0	0	0	0	0	0
American Indian/Alaskan Native & White:	0	0	0	0	0	0	0
Asian White:	0	0	0	0	0	0	0
Black/African American & White:	0	0	0	0	0	0	0
American Indian/Alaskan Native & Black/African American:	0	0	0	0	0	0	0
Other multi-racial:	0	0	0	0	0	0	0
Asian/Pacific Islander:	0	0	0	0	0	0	0
Hispanic:	0	0	0	0	0	0	0
Total:	0	0	0	0	0	0	0
Female-headed Households:	0		0		0		

Income Category:

	Owner	Renter	Total	Person
Extremely Low	0	0	0	0
Low Mod	0	0	0	0
Moderate	0	0	0	0
Non Low Moderate	0	0	0	0
Total	0	0	0	0
Percent Low/Mod	0.0%	0.0%	0.0%	0.0%

Annual Accomplishments

Accomplishment Narrative

Year # Benefiting  
 UGLG: MEMPHIS

Grant Year: 2018  
 Project: 0004 - 2018 ED

Objective: Create suitable living environments

IDIS Activity: 45628 - 7219232 Memphis  
 Activity to prevent, prepare for, and respond to Coronavirus: No

Outcome: Sustainability

Status: Open  
 Location:  
 721 W Robertson St Memphis, TX 79245-3345

Matrix Code: Sidewalks (03L)

National Objective: LMA

Initial Funding Date: 12/20/2019  
 Financing:  
 Funded Amount: \$59,044.82  
 Net Drawn: \$59,044.82  
 Balance: \$0.00

Description:  
 The "minimum necessary" activities are to consist of approximately six hundred eleven linear feet (611 l.f.) of concrete curb, gutter, sidewalk, one hundred forty-one square yards (141 s.y.) brick pavement removal and repair, five (5) curb ramps, eighty-four linear

Proposed Accomplishments:  
 People (General) : 0  
 Total Population in Service Area: 2,160  
 Census Tract Percent Low / Mod: 67.10

Actual Accomplishments:

Number assisted:

	Owner		Renter		Total		Person
	Total	Hispanic	Total	Hispanic	Total	Hispanic	
White:	0	0	0	0	0	0	0
Black/African American:	0	0	0	0	0	0	0
Asian:	0	0	0	0	0	0	0
American Indian/Alaskan Native:	0	0	0	0	0	0	0
Native Hawaiian/Other Pacific Islander:	0	0	0	0	0	0	0
American Indian/Alaskan Native & White:	0	0	0	0	0	0	0
Asian White:	0	0	0	0	0	0	0
Black/African American & White:	0	0	0	0	0	0	0
American Indian/Alaskan Native & Black/African American:	0	0	0	0	0	0	0
Other multi-racial:	0	0	0	0	0	0	0

Asian/Pacific Islander:	0	0	0	0	0	0	0
Hispanic:	0	0	0	0	0	0	0
Total:	0	0	0	0	0	0	0
Female-headed Households:	0		0		0		

Income Category:

	Owner	Renter	Total	Person
Extremely Low	0	0	0	0
Low Mod	0	0	0	0
Moderate	0	0	0	0
Non Low Moderate	0	0	0	0
Total	0	0	0	0
Percent Low/Mod	0.0%	0.0%	0.0%	0.0%

Annual Accomplishments      Accomplishment Narrative

Year      # Benefiting

UGLG:      MAVERICK COUNTY

Grant Year:      2018

Project:      0007 - 2018 CSH

IDIS Activity:      45653 - 7219003 Maverick County

Activity to prevent, prepare for, and respond to Coronavirus:      No

Status:      Open

Location:

500 Quarry St Eagle Pass, TX 78852-4576

Objective:      Provide decent affordable housing

Outcome:      Availability/accessibility

Matrix Code:      Rehab; Single-Unit Residential (14A)

National Objective:      LMH

Initial Funding Date:      12/23/2019

Financing:

Funded Amount:      \$125,792.86

Net Drawn:      \$99,590.35

Balance:      \$26,202.51

Description:

Subrecipient shall construct up to six (6) residential rehabilitations and/or septic system repair or replacement for residents of the Colonia SHC service area

Proposed Accomplishments:

Housing Units : 6

Total Population in Service Area: 0  
 Census Tract Percent Low / Mod: 0.00

Actual Accomplishments:

Number assisted:

	Owner		Renter		Total		Person
	Total	Hispanic	Total	Hispanic	Total	Hispanic	
White:	0	0	0	0	0	0	0
Black/African American:	0	0	0	0	0	0	0
Asian:	0	0	0	0	0	0	0
American Indian/Alaskan Native:	0	0	0	0	0	0	0
Native Hawaiian/Other Pacific Islander:	0	0	0	0	0	0	0
American Indian/Alaskan Native & White:	0	0	0	0	0	0	0
Asian White:	0	0	0	0	0	0	0
Black/African American & White:	0	0	0	0	0	0	0
American Indian/Alaskan Native & Black/African American:	0	0	0	0	0	0	0
Other multi-racial:	0	0	0	0	0	0	0
Asian/Pacific Islander:	0	0	0	0	0	0	0
Hispanic:	0	0	0	0	0	0	0
Total:	0	0	0	0	0	0	0
Female-headed Households:	0		0		0		

Income Category:

	Owner	Renter	Total	Person
Extremely Low	0	0	0	0
Low Mod	0	0	0	0
Moderate	0	0	0	0
Non Low Moderate	0	0	0	0
Total	0	0	0	0
Percent Low/Mod	0.0%	0.0%	0.0%	0.0%

Annual Accomplishments

Accomplishment Narrative

Year # Benefiting  
 UGLG: MALAKOFF  
 Grant Year: 2018  
 Project: 0004 - 2018 ED

Objective: Create suitable living environments

IDIS Activity: 45845 - 7219212 Malakoff  
 Activity to prevent, prepare for, and respond to Coronavirus: No

Outcome: Sustainability

Status: Open  
 Location:  
 PO Box 1177 Malakoff, TX 75148-1177

Matrix Code: Sidewalks (03L)

National Objective: LMA

Initial Funding Date: 03/20/2020  
 Financing:  
 Funded Amount: \$91,400.00  
 Net Drawn: \$67,827.82  
 Balance: \$23,572.18

Description:  
 The "minimum necessary" activities are to consist of approximately two thousand eight hundred square yards (2,800 s.y) of asphalt paving, signage, striping, and all necessary appurtenances.

Proposed Accomplishments:  
 People (General) : 2,895  
 Total Population in Service Area: 2,895  
 Census Tract Percent Low / Mod: 72.10

Actual Accomplishments:

Number assisted:

	Owner		Renter		Total		Person
	Total	Hispanic	Total	Hispanic	Total	Hispanic	
White:	0	0	0	0	0	0	0
Black/African American:	0	0	0	0	0	0	0
Asian:	0	0	0	0	0	0	0
American Indian/Alaskan Native:	0	0	0	0	0	0	0
Native Hawaiian/Other Pacific Islander:	0	0	0	0	0	0	0
American Indian/Alaskan Native & White:	0	0	0	0	0	0	0
Asian White:	0	0	0	0	0	0	0
Black/African American & White:	0	0	0	0	0	0	0
American Indian/Alaskan Native & Black/African American:	0	0	0	0	0	0	0
Other multi-racial:	0	0	0	0	0	0	0
Asian/Pacific Islander:	0	0	0	0	0	0	0
Hispanic:	0	0	0	0	0	0	0

Total: 0 0 0 0 0 0 0  
 Female-headed Households: 0 0 0 0 0 0 0

Income Category:

	Owner	Renter	Total	Person
Extremely Low	0	0	0	0
Low Mod	0	0	0	0
Moderate	0	0	0	0
Non Low Moderate	0	0	0	0
Total	0	0	0	0
Percent Low/Mod	0.0%	0.0%	0.0%	0.0%

Annual Accomplishments

Accomplishment Narrative

Year # Benefiting  
 UGLG: Ennis  
 Grant Year: 2018

Project: 0004 - 2018 ED

Objective: Create suitable living environments

IDIS Activity: 45890 - 7219152 Ennis

Outcome: Availability/accessibility

Activity to prevent, prepare for, and respond to Coronavirus: No

Status: Open

Matrix Code: Street Improvements (03K)

Location:

PO Box 220 Ennis, TX 75120-0220

National Objective: LMA

Initial Funding Date: 04/14/2020

Financing:

Funded Amount: \$53,350.00

Net Drawn: \$28,276.50

Balance: \$25,073.50

Description:

The "minimum necessary" activities are to consist of approximately eight hundred sixty linear feet (860 l.f.) of concrete sidewalk and pavement, seven hundred thirty-five linear feet (735 l.f.) of curb and gutter, crosswalk striping, 13 (thirteen) ADA compliant ramps, 20

Proposed Accomplishments:

People (General) : 18,505

Total Population in Service Area: 18,505

Census Tract Percent Low / Mod: 63.00



Actual Accomplishments:

Number assisted:

	Owner		Renter		Total		Person
	Total	Hispanic	Total	Hispanic	Total	Hispanic	
White:	0	0	0	0	0	0	0
Black/African American:	0	0	0	0	0	0	0
Asian:	0	0	0	0	0	0	0
American Indian/Alaskan Native:	0	0	0	0	0	0	0
Native Hawaiian/Other Pacific Islander:	0	0	0	0	0	0	0
American Indian/Alaskan Native & White:	0	0	0	0	0	0	0
Asian White:	0	0	0	0	0	0	0
Black/African American & White:	0	0	0	0	0	0	0
American Indian/Alaskan Native & Black/African American:	0	0	0	0	0	0	0
Other multi-racial:	0	0	0	0	0	0	0
Asian/Pacific Islander:	0	0	0	0	0	0	0
Hispanic:	0	0	0	0	0	0	0
Total:	0	0	0	0	0	0	0
Female-headed Households:	0		0		0		

Income Category:

	Owner	Renter	Total	Person
Extremely Low	0	0	0	0
Low Mod	0	0	0	0
Moderate	0	0	0	0
Non Low Moderate	0	0	0	0
Total	0	0	0	0
Percent Low/Mod	0.0%	0.0%	0.0%	0.0%

Annual Accomplishments

Accomplishment Narrative

Year # Benefiting

UGLG: EAST TAWAKONI

Grant Year: 2018

Project: 0001 - 2018 CD

Objective: Create suitable living environments

IDIS Activity: 45909 - 7218120 East Tawakoni

Outcome: Availability/accessibility

Activity to prevent, prepare for, and respond to Coronavirus: No

Status: Canceled 01/11/2021

Matrix Code: Rehab; Single-Unit Residential (14A)

Location:

288 Briggs Blvd East Tawakoni, TX 75472-7140

National Objective: LMH

Initial Funding Date: 04/24/2020

Description:

Financing: Contractor shall paint the interior and exterior of the elevated water storage tank and replace the riser hatch, and all associated appurtenances.

Funded Amount: \$0.00

Net Drawn: \$0.00

Construction shall take place at the elevated water storage tank located at the

Balance: \$0.00

Proposed Accomplishments:

Housing Units : 7

Total Population in Service Area: 0

Census Tract Percent Low / Mod: 0.00

Actual Accomplishments:

Number assisted:

	Owner		Renter		Total		Person
	Total	Hispanic	Total	Hispanic	Total	Hispanic	
White:	0	0	0	0	0	0	0
Black/African American:	0	0	0	0	0	0	0
Asian:	0	0	0	0	0	0	0
American Indian/Alaskan Native:	0	0	0	0	0	0	0
Native Hawaiian/Other Pacific Islander:	0	0	0	0	0	0	0
American Indian/Alaskan Native & White:	0	0	0	0	0	0	0
Asian White:	0	0	0	0	0	0	0
Black/African American & White:	0	0	0	0	0	0	0
American Indian/Alaskan Native & Black/African American:	0	0	0	0	0	0	0
Other multi-racial:	0	0	0	0	0	0	0
Asian/Pacific Islander:	0	0	0	0	0	0	0
Hispanic:	0	0	0	0	0	0	0
Total:	0	0	0	0	0	0	0
Female-headed Households:	0		0		0		

Income Category:

	Owner	Renter	Total	Person
Extremely Low	0	0	0	0
Low Mod	0	0	0	0
Moderate	0	0	0	0
Non Low Moderate	0	0	0	0
Total	0	0	0	0
Percent Low/Mod	0.0%	0.0%	0.0%	0.0%

Annual Accomplishments

Accomplishment Narrative

Year # Benefiting

UGLG:

Grant Year: 2018

Project: 0001 - 2018 CD

Objective:

IDIS Activity: 48254 - 7220061 Buckholts

Outcome:

Activity to prevent, prepare for, and respond to Coronavirus: No

Status: Open

Matrix Code: General Program Administration (21A)

Location:

National Objective:

Initial Funding Date: 02/04/2021

Description:

Financing:

local admin

Funded Amount: \$30,250.00

Net Drawn: \$15,125.00

Balance: \$15,125.00

Proposed Accomplishments:

: 0

Total Population in Service Area: 0

Census Tract Percent Low / Mod: 0.00

Actual Accomplishments:

Number assisted:

	Owner		Renter		Total		Person
	Total	Hispanic	Total	Hispanic	Total	Hispanic	
White:	0	0	0	0	0	0	0
Black/African American:	0	0	0	0	0	0	0
Asian:	0	0	0	0	0	0	0
American Indian/Alaskan Native:	0	0	0	0	0	0	0
Native Hawaiian/Other Pacific Islander:	0	0	0	0	0	0	0
American Indian/Alaskan Native & White:	0	0	0	0	0	0	0
Asian White:	0	0	0	0	0	0	0
Black/African American & White:	0	0	0	0	0	0	0
American Indian/Alaskan Native & Black/African American:	0	0	0	0	0	0	0
Other multi-racial:	0	0	0	0	0	0	0
Asian/Pacific Islander:	0	0	0	0	0	0	0
Hispanic:	0	0	0	0	0	0	0
Total:	0	0	0	0	0	0	0
Female-headed Households:	0		0		0		

Income Category:

	Owner	Renter	Total	Person
Extremely Low	0	0	0	0
Low Mod	0	0	0	0
Moderate	0	0	0	0
Non Low Moderate	0	0	0	0
Total	0	0	0	0
Percent Low/Mod	0.0%	0.0%	0.0%	0.0%

Annual Accomplishments

Accomplishment Narrative

Year # Benefiting

UGLG: Buckholts

Grant Year: 2018

Project: 0001 - 2018 CD

Objective: Create suitable living environments

IDIS Activity: 48255 - 7220061 Buckholts

Outcome: Availability/accessibility

Activity to prevent, prepare for, and respond to Coronavirus: No

Status: Open

Matrix Code: Water/Sewer Improvements (03J)

Location:

PO Box 117 Buckholts, TX 76518-0117

National Objective: LMA

Initial Funding Date: 02/04/2021  
 Financing:  
 Funded Amount: \$244,750.00  
 Net Drawn: \$14,472.88  
 Balance: \$230,277.12

Description:

Contractor shall replace sewer lines to reduce inflow and infiltration into the system.  
 Contractor shall install approximately three thousand five hundred linear feet (3,500 l.f.) of six-inch (6") sewer line, manholes, and all associated appurtenances.

Proposed Accomplishments:

People (General) : 390  
 Total Population in Service Area: 390  
 Census Tract Percent Low / Mod: 69.20

Actual Accomplishments:

Number assisted:

	Owner		Renter		Total		Person
	Total	Hispanic	Total	Hispanic	Total	Hispanic	
White:	0	0	0	0	0	0	0
Black/African American:	0	0	0	0	0	0	0
Asian:	0	0	0	0	0	0	0
American Indian/Alaskan Native:	0	0	0	0	0	0	0
Native Hawaiian/Other Pacific Islander:	0	0	0	0	0	0	0
American Indian/Alaskan Native & White:	0	0	0	0	0	0	0
Asian White:	0	0	0	0	0	0	0
Black/African American & White:	0	0	0	0	0	0	0
American Indian/Alaskan Native & Black/African American:	0	0	0	0	0	0	0
Other multi-racial:	0	0	0	0	0	0	0
Asian/Pacific Islander:	0	0	0	0	0	0	0
Hispanic:	0	0	0	0	0	0	0
Total:	0	0	0	0	0	0	0
Female-headed Households:	0		0		0		

Income Category:

Owner Renter Total Person

Extremely Low	0	0	0	0
Low Mod	0	0	0	0
Moderate	0	0	0	0
Non Low Moderate	0	0	0	0
Total	0	0	0	0
Percent Low/Mod	0.0%	0.0%	0.0%	0.0%

Annual Accomplishments Accomplishment Narrative

Year # Benefiting

UGLG:

Grant Year: 2018

Project: 0001 - 2018 CD

Objective:

IDIS Activity: 48462 - 7220140 Floresville

Outcome:

Activity to prevent, prepare for, and respond to Coronavirus: No

Status: Open

Matrix Code: General Program Administration (21A)

Location:

National Objective:

Initial Funding Date: 03/01/2021

Description:

Financing:

local admin

Funded Amount: \$27,000.00

Net Drawn: \$11,000.00

Balance: \$16,000.00

Proposed Accomplishments:

: 0

Total Population in Service Area: 0

Census Tract Percent Low / Mod: 0.00

Actual Accomplishments:

Number assisted:

Owner		Renter		Total		Person
Total	Hispanic	Total	Hispanic	Total	Hispanic	

White:	0	0	0	0	0	0	0
Black/African American:	0	0	0	0	0	0	0
Asian:	0	0	0	0	0	0	0
American Indian/Alaskan Native:	0	0	0	0	0	0	0
Native Hawaiian/Other Pacific Islander:	0	0	0	0	0	0	0
American Indian/Alaskan Native & White:	0	0	0	0	0	0	0
Asian White:	0	0	0	0	0	0	0
Black/African American & White:	0	0	0	0	0	0	0
American Indian/Alaskan Native & Black/African American:	0	0	0	0	0	0	0
Other multi-racial:	0	0	0	0	0	0	0
Asian/Pacific Islander:	0	0	0	0	0	0	0
Hispanic:	0	0	0	0	0	0	0
Total:	0	0	0	0	0	0	0
Female-headed Households:	0		0		0		

Income Category:

	Owner	Renter	Total	Person
Extremely Low	0	0	0	0
Low Mod	0	0	0	0
Moderate	0	0	0	0
Non Low Moderate	0	0	0	0
Total	0	0	0	0
Percent Low/Mod	0.0%	0.0%	0.0%	0.0%

Annual Accomplishments

Accomplishment Narrative

Year # Benefiting

UGLG:

Grant Year: 2019

Project: 0007 - 2019 State Administration

Objective:

IDIS Activity: 44827 - 2019 State Administration plus 100,000

Outcome:

Activity to prevent, prepare for, and respond to Coronavirus: No

Status: Open

Matrix Code: State Administration (21J)

Location:

National Objective:

, -

Initial Funding Date: 02/21/2020  
 Financing:  
 Funded Amount: \$1,058,568.53  
 Net Drawn: \$6,023.04  
 Balance: \$1,052,545.49

Description:  
 2019 State Administration plus 100,000

Proposed Accomplishments:  
 : 0  
 Total Population in Service Area: 0  
 Census Tract Percent Low / Mod: 0.00

Actual Accomplishments:

Number assisted:

	Owner		Renter		Total		Person
	Total	Hispanic	Total	Hispanic	Total	Hispanic	
White:	0	0	0	0	0	0	0
Black/African American:	0	0	0	0	0	0	0
Asian:	0	0	0	0	0	0	0
American Indian/Alaskan Native:	0	0	0	0	0	0	0
Native Hawaiian/Other Pacific Islander:	0	0	0	0	0	0	0
American Indian/Alaskan Native & White:	0	0	0	0	0	0	0
Asian White:	0	0	0	0	0	0	0
Black/African American & White:	0	0	0	0	0	0	0
American Indian/Alaskan Native & Black/African American:	0	0	0	0	0	0	0
Other multi-racial:	0	0	0	0	0	0	0
Asian/Pacific Islander:	0	0	0	0	0	0	0
Hispanic:	0	0	0	0	0	0	0
Total:	0	0	0	0	0	0	0
Female-headed Households:	0		0		0		

Income Category:

	Owner	Renter	Total	Person
Extremely Low	0	0	0	0
Low Mod	0	0	0	0
Moderate	0	0	0	0



Non Low Moderate	0	0	0	0
Total	0	0	0	0
Percent Low/Mod	0.0%	0.0%	0.0%	0.0%

Annual Accomplishments      Accomplishment Narrative

Year      # Benefiting

UGLG:

Grant Year:    2019

Project:        0008 - 2019 State TA

Objective:

IDIS Activity:    44828 - 2019 State TA

Outcome:

Activity to prevent, prepare for, and respond to Coronavirus:    No

Status:         Open

Matrix Code:      State CDBG Technical Assistance to Grantees (19H)

Location:

National Objective:

, -

Initial Funding Date:      02/21/2020

Description:

Financing:

2019 State Technical Assistance to Grantees

Funded Amount:            \$659,740.16

Net Drawn:                 \$123,392.62

Balance:                    \$536,347.54

Proposed Accomplishments:

: 0

Total Population in Service Area: 0

Census Tract Percent Low / Mod: 0.00

Actual Accomplishments:

Number assisted:

	Owner		Renter		Total		
	Total	Hispanic	Total	Hispanic	Total	Hispanic	Person
White:	0	0	0	0	0	0	0
Black/African American:	0	0	0	0	0	0	0
Asian:	0	0	0	0	0	0	0

American Indian/Alaskan Native:	0	0	0	0	0	0	0
Native Hawaiian/Other Pacific Islander:	0	0	0	0	0	0	0
American Indian/Alaskan Native & White:	0	0	0	0	0	0	0
Asian White:	0	0	0	0	0	0	0
Black/African American & White:	0	0	0	0	0	0	0
American Indian/Alaskan Native & Black/African American:	0	0	0	0	0	0	0
Other multi-racial:	0	0	0	0	0	0	0
Asian/Pacific Islander:	0	0	0	0	0	0	0
Hispanic:	0	0	0	0	0	0	0
Total:	0	0	0	0	0	0	0
Female-headed Households:	0		0		0		

Income Category:

	Owner	Renter	Total	Person
Extremely Low	0	0	0	0
Low Mod	0	0	0	0
Moderate	0	0	0	0
Non Low Moderate	0	0	0	0
Total	0	0	0	0
Percent Low/Mod	0.0%	0.0%	0.0%	0.0%

Annual Accomplishments

Accomplishment Narrative

Year # Benefiting

UGLG:

Grant Year: 2019

Project: 0009 - 2019 Indirect Costs

Objective:

IDIS Activity: 44829 - 2019 Indirect Costs

Outcome:

Activity to prevent, prepare for, and respond to Coronavirus: No

Status: Completed 03/30/2021

Matrix Code: Indirect Costs (21B)

Location:

National Objective:

Initial Funding Date: 02/21/2020

Description:

Financing:

2019 Indirect Costs

Funded Amount: \$360,911.79  
 Net Drawn: \$360,911.79  
 Balance: \$0.00

Proposed Accomplishments:

: 0  
 Total Population in Service Area: 0  
 Census Tract Percent Low / Mod: 0.00

Actual Accomplishments:

Number assisted:

	Owner		Renter		Total		Person
	Total	Hispanic	Total	Hispanic	Total	Hispanic	
White:	0	0	0	0	0	0	0
Black/African American:	0	0	0	0	0	0	0
Asian:	0	0	0	0	0	0	0
American Indian/Alaskan Native:	0	0	0	0	0	0	0
Native Hawaiian/Other Pacific Islander:	0	0	0	0	0	0	0
American Indian/Alaskan Native & White:	0	0	0	0	0	0	0
Asian White:	0	0	0	0	0	0	0
Black/African American & White:	0	0	0	0	0	0	0
American Indian/Alaskan Native & Black/African American:	0	0	0	0	0	0	0
Other multi-racial:	0	0	0	0	0	0	0
Asian/Pacific Islander:	0	0	0	0	0	0	0
Hispanic:	0	0	0	0	0	0	0
Total:	0	0	0	0	0	0	0
Female-headed Households:	0		0		0		

Income Category:

	Owner	Renter	Total	Person
Extremely Low	0	0	0	0
Low Mod	0	0	0	0
Moderate	0	0	0	0
Non Low Moderate	0	0	0	0
Total	0	0	0	0
Percent Low/Mod	0.0%	0.0%	0.0%	0.0%

Annual Accomplishments      Accomplishment Narrative

Year      # Benefiting  
 UGLG:      City of Blue Ridge  
 Grant Year:    2019  
 Project:      0002 - 2019 PCB

Objective:      Create suitable living environments

IDIS Activity:    44852 - 7219014 Blue Ridge  
 Activity to prevent, prepare for, and respond to Coronavirus:    No

Outcome:      Sustainability

Status:      Completed    06/29/2021  
 Location:  
 200 S Main St Blue Ridge, TX 75424-4463

Matrix Code:      State Planning ONLY (20A)

National Objective: LMA

Initial Funding Date:      08/19/2019  
 Financing:  
 Funded Amount:      \$36,810.00  
 Net Drawn:      \$36,810.00  
 Balance:      \$0.00

Description:  
 Planning Studies: base planning activities (regarding base mapping, land use, housing, population), economic development, streets, water system, wastewater system, storm drainage, parks, capital improvements program, subdivision ordinance

Proposed Accomplishments:  
 People (General) : 1,101  
 Total Population in Service Area: 1,101  
 Census Tract Percent Low / Mod: 80.50

Actual Accomplishments:

Number assisted:

	Owner		Renter		Total		
	Total	Hispanic	Total	Hispanic	Total	Hispanic	Person
White:	0	0	0	0	0	0	0
Black/African American:	0	0	0	0	0	0	0
Asian:	0	0	0	0	0	0	0
American Indian/Alaskan Native:	0	0	0	0	0	0	0
Native Hawaiian/Other Pacific Islander:	0	0	0	0	0	0	0
American Indian/Alaskan Native & White:	0	0	0	0	0	0	0
Asian White:	0	0	0	0	0	0	0

Black/African American & White:	0	0	0	0	0	0	0
American Indian/Alaskan Native & Black/African American:	0	0	0	0	0	0	0
Other multi-racial:	0	0	0	0	0	0	0
Asian/Pacific Islander:	0	0	0	0	0	0	0
Hispanic:	0	0	0	0	0	0	0
Total:	0	0	0	0	0	0	0
Female-headed Households:	0		0		0		

Income Category:

	Owner	Renter	Total	Person
Extremely Low	0	0	0	0
Low Mod	0	0	0	0
Moderate	0	0	0	0
Non Low Moderate	0	0	0	0
Total	0	0	0	0
Percent Low/Mod	0.0%	0.0%	0.0%	0.0%

Annual Accomplishments

Accomplishment Narrative

Year # Benefiting  
2021 0 \$0.00

UGLG: LOG CABIN

Grant Year: 2019

Project: 0002 - 2019 PCB

Objective: Create suitable living environments

IDIS Activity: 44860 - 7219094 Log Cabin

Outcome: Sustainability

Activity to prevent, prepare for, and respond to Coronavirus: No

Status: Open

Matrix Code: State Planning ONLY (20A)

Location:

14387 Alamo Rd Log Cabin, TX 75148-3511

National Objective: LMA

Initial Funding Date: 08/21/2019

Financing:

Funded Amount: \$30,780.00

Net Drawn: \$30,780.00

Description:

Planning Studies: base planning activities (regarding base mapping, land use, housing, population), economic development, streets, water system, wastewater system, storm drainage, parks, capital improvements program, zoning

Balance: \$0.00

Proposed Accomplishments:

People (General) : 830

Total Population in Service Area: 830

Census Tract Percent Low / Mod: 67.40

Actual Accomplishments:

Number assisted:

	Owner		Renter		Total		Person
	Total	Hispanic	Total	Hispanic	Total	Hispanic	
White:	0	0	0	0	0	0	0
Black/African American:	0	0	0	0	0	0	0
Asian:	0	0	0	0	0	0	0
American Indian/Alaskan Native:	0	0	0	0	0	0	0
Native Hawaiian/Other Pacific Islander:	0	0	0	0	0	0	0
American Indian/Alaskan Native & White:	0	0	0	0	0	0	0
Asian White:	0	0	0	0	0	0	0
Black/African American & White:	0	0	0	0	0	0	0
American Indian/Alaskan Native & Black/African American:	0	0	0	0	0	0	0
Other multi-racial:	0	0	0	0	0	0	0
Asian/Pacific Islander:	0	0	0	0	0	0	0
Hispanic:	0	0	0	0	0	0	0
Total:	0	0	0	0	0	0	0
Female-headed Households:	0		0		0		

Income Category:

	Owner	Renter	Total	Person
Extremely Low	0	0	0	0
Low Mod	0	0	0	0
Moderate	0	0	0	0
Non Low Moderate	0	0	0	0
Total	0	0	0	0
Percent Low/Mod	0.0%	0.0%	0.0%	0.0%

Annual Accomplishments

Accomplishment Narrative

Year # Benefiting

UGLG: WOLFE CITY

Grant Year: 2019

Project: 0002 - 2019 PCB

Objective: Create suitable living environments

IDIS Activity: 44866 - 7219154 Wolfe City

Outcome: Sustainability

Activity to prevent, prepare for, and respond to Coronavirus: No

Status: Open

Matrix Code: State Planning ONLY (20A)

Location:

PO Box 106 Wolfe City, TX 75496-0106

National Objective: LMA

Initial Funding Date: 08/21/2019

Description:

Financing: Planning Studies: base planning activities (regarding base mapping, land use, housing, population), economic development, streets, water system, wastewater system, storm drainage, parks, capital improvements program, zoning

Funded Amount: \$39,705.00

Net Drawn: \$39,705.00

Balance: \$0.00

Proposed Accomplishments:

People (General) : 1,890

Total Population in Service Area: 1,890

Census Tract Percent Low / Mod: 66.60

Actual Accomplishments:

Number assisted:

	Owner		Renter		Total		Person
	Total	Hispanic	Total	Hispanic	Total	Hispanic	
White:	0	0	0	0	0	0	0
Black/African American:	0	0	0	0	0	0	0
Asian:	0	0	0	0	0	0	0
American Indian/Alaskan Native:	0	0	0	0	0	0	0
Native Hawaiian/Other Pacific Islander:	0	0	0	0	0	0	0
American Indian/Alaskan Native & White:	0	0	0	0	0	0	0
Asian White:	0	0	0	0	0	0	0
Black/African American & White:	0	0	0	0	0	0	0
American Indian/Alaskan Native & Black/African American:	0	0	0	0	0	0	0

Other multi-racial:	0	0	0	0	0	0	0
Asian/Pacific Islander:	0	0	0	0	0	0	0
Hispanic:	0	0	0	0	0	0	0
Total:	0	0	0	0	0	0	0
Female-headed Households:	0		0		0		

Income Category:

	Owner	Renter	Total	Person
Extremely Low	0	0	0	0
Low Mod	0	0	0	0
Moderate	0	0	0	0
Non Low Moderate	0	0	0	0
Total	0	0	0	0
Percent Low/Mod	0.0%	0.0%	0.0%	0.0%

Annual Accomplishments      Accomplishment Narrative

Year      # Benefiting

UGLG:      Aransas County

Grant Year:      2019

Project:      0004 - 2019 CFC

IDIS Activity:      45147 - 7219005 Aransas County

Activity to prevent, prepare for, and respond to Coronavirus:      No

Status:      Open

Location:

2840 Highway 35 N      Rockport, TX 78382-5711

Objective:      Create suitable living environments

Outcome:      Sustainability

Matrix Code:      State Planning ONLY (20A)

National Objective:      LMA

Initial Funding Date:      10/09/2019

Financing:

Funded Amount:      \$24,250.00

Net Drawn:      \$24,250.00

Balance:      \$0.00

Description:      mapping, housing, water, wastewater, streets, drainage

Proposed Accomplishments:



People (General) : 137  
 Total Population in Service Area: 137  
 Census Tract Percent Low / Mod: 63.50

Actual Accomplishments:

Number assisted:

	Owner		Renter		Total		Person
	Total	Hispanic	Total	Hispanic	Total	Hispanic	
White:	0	0	0	0	0	0	0
Black/African American:	0	0	0	0	0	0	0
Asian:	0	0	0	0	0	0	0
American Indian/Alaskan Native:	0	0	0	0	0	0	0
Native Hawaiian/Other Pacific Islander:	0	0	0	0	0	0	0
American Indian/Alaskan Native & White:	0	0	0	0	0	0	0
Asian White:	0	0	0	0	0	0	0
Black/African American & White:	0	0	0	0	0	0	0
American Indian/Alaskan Native & Black/African American:	0	0	0	0	0	0	0
Other multi-racial:	0	0	0	0	0	0	0
Asian/Pacific Islander:	0	0	0	0	0	0	0
Hispanic:	0	0	0	0	0	0	0
Total:	0	0	0	0	0	0	0
Female-headed Households:	0		0		0		

Income Category:

	Owner	Renter	Total	Person
Extremely Low	0	0	0	0
Low Mod	0	0	0	0
Moderate	0	0	0	0
Non Low Moderate	0	0	0	0
Total	0	0	0	0
Percent Low/Mod	0.0%	0.0%	0.0%	0.0%

Annual Accomplishments

Accomplishment Narrative

Year # Benefiting

UGLG:

Grant Year: 2019

Project: 0001 - 2019 CD

Objective:

IDIS Activity: 45205 - 7219000 Alba

Outcome:

Activity to prevent, prepare for, and respond to Coronavirus: No

Status: Open

Matrix Code: General Program Administration (21A)

Location:

National Objective:

Initial Funding Date: 11/12/2019

Description:

Financing:

local admin

Funded Amount: \$20,000.00

Net Drawn: \$14,400.00

Balance: \$5,600.00

Proposed Accomplishments:

: 0

Total Population in Service Area: 0

Census Tract Percent Low / Mod: 0.00

Actual Accomplishments:

Number assisted:

	Owner		Renter		Total		Person
	Total	Hispanic	Total	Hispanic	Total	Hispanic	
White:	0	0	0	0	0	0	0
Black/African American:	0	0	0	0	0	0	0
Asian:	0	0	0	0	0	0	0
American Indian/Alaskan Native:	0	0	0	0	0	0	0
Native Hawaiian/Other Pacific Islander:	0	0	0	0	0	0	0
American Indian/Alaskan Native & White:	0	0	0	0	0	0	0
Asian White:	0	0	0	0	0	0	0
Black/African American & White:	0	0	0	0	0	0	0
American Indian/Alaskan Native & Black/African American:	0	0	0	0	0	0	0
Other multi-racial:	0	0	0	0	0	0	0
Asian/Pacific Islander:	0	0	0	0	0	0	0

Hispanic:	0	0	0	0	0	0	0
Total:	0	0	0	0	0	0	0
Female-headed Households:	0		0		0		

Income Category:

	Owner	Renter	Total	Person
Extremely Low	0	0	0	0
Low Mod	0	0	0	0
Moderate	0	0	0	0
Non Low Moderate	0	0	0	0
Total	0	0	0	0
Percent Low/Mod	0.0%	0.0%	0.0%	0.0%

Annual Accomplishments

Accomplishment Narrative

Year # Benefiting

UGLG: Alba

Grant Year: 2019

Project: 0001 - 2019 CD

Objective: Create suitable living environments

IDIS Activity: 45206 - 7219000 Alba

Outcome: Sustainability

Activity to prevent, prepare for, and respond to Coronavirus: No

Status: Open

Matrix Code: Street Improvements (03K)

Location:

PO Box 197 Alba, TX 75410-0197

National Objective: LMA

Initial Funding Date: 11/12/2019

Financing:

Funded Amount: \$255,000.00

Net Drawn: \$117,106.20

Balance: \$137,893.80

Description:

Contractor shall regrade fourteen thousand eight hundred fifty linear feet (14,850 l.f.) of ditches, repair fifty-five (55) culverts, and install thirteen (13) new culverts, and all associated appurtenances.

Proposed Accomplishments:

People (General) : 550

Total Population in Service Area: 550

Census Tract Percent Low / Mod: 60.00

Actual Accomplishments:

Number assisted:

	Owner		Renter		Total		Person
	Total	Hispanic	Total	Hispanic	Total	Hispanic	
White:	0	0	0	0	0	0	0
Black/African American:	0	0	0	0	0	0	0
Asian:	0	0	0	0	0	0	0
American Indian/Alaskan Native:	0	0	0	0	0	0	0
Native Hawaiian/Other Pacific Islander:	0	0	0	0	0	0	0
American Indian/Alaskan Native & White:	0	0	0	0	0	0	0
Asian White:	0	0	0	0	0	0	0
Black/African American & White:	0	0	0	0	0	0	0
American Indian/Alaskan Native & Black/African American:	0	0	0	0	0	0	0
Other multi-racial:	0	0	0	0	0	0	0
Asian/Pacific Islander:	0	0	0	0	0	0	0
Hispanic:	0	0	0	0	0	0	0
Total:	0	0	0	0	0	0	0
Female-headed Households:	0		0		0		

Income Category:

	Owner	Renter	Total	Person
Extremely Low	0	0	0	0
Low Mod	0	0	0	0
Moderate	0	0	0	0
Non Low Moderate	0	0	0	0
Total	0	0	0	0
Percent Low/Mod	0.0%	0.0%	0.0%	0.0%

Annual Accomplishments

Accomplishment Narrative

Year # Benefiting

UGLG: ANAHUAC

Grant Year: 2019

Project: 0001 - 2019 CD

Objective: Create suitable living environments

IDIS Activity: 45207 - 7219001 Anahuac  
 Activity to prevent, prepare for, and respond to Coronavirus: No

Outcome: Sustainability

Status: Open  
 Location:  
 PO Box 578 Anahuac, TX 77514-0578

Matrix Code: Water/Sewer Improvements (03J)

National Objective: LMA

Initial Funding Date: 11/12/2019  
 Financing:  
 Funded Amount: \$112,025.60  
 Net Drawn: \$33,330.00  
 Balance: \$78,695.60

Description:  
 Contractor shall install two thousand eight hundred fifty linear feet (2,850 l.f.) of six-inch (6") wastewater line using the pipe-bursting method, manholes,

Proposed Accomplishments:

People (General) : 93  
 Total Population in Service Area: 93  
 Census Tract Percent Low / Mod: 68.80

Actual Accomplishments:

Number assisted:

	Owner		Renter		Total		Person
	Total	Hispanic	Total	Hispanic	Total	Hispanic	
White:	0	0	0	0	0	0	0
Black/African American:	0	0	0	0	0	0	0
Asian:	0	0	0	0	0	0	0
American Indian/Alaskan Native:	0	0	0	0	0	0	0
Native Hawaiian/Other Pacific Islander:	0	0	0	0	0	0	0
American Indian/Alaskan Native & White:	0	0	0	0	0	0	0
Asian White:	0	0	0	0	0	0	0
Black/African American & White:	0	0	0	0	0	0	0
American Indian/Alaskan Native & Black/African American:	0	0	0	0	0	0	0
Other multi-racial:	0	0	0	0	0	0	0
Asian/Pacific Islander:	0	0	0	0	0	0	0
Hispanic:	0	0	0	0	0	0	0
Total:	0	0	0	0	0	0	0

Female-headed Households: 0 0 0

Income Category:

	Owner	Renter	Total	Person
Extremely Low	0	0	0	0
Low Mod	0	0	0	0
Moderate	0	0	0	0
Non Low Moderate	0	0	0	0
Total	0	0	0	0
Percent Low/Mod	0.0%	0.0%	0.0%	0.0%

Annual Accomplishments

Accomplishment Narrative

Year # Benefiting

UGLG:

Grant Year: 2019

Project: 0001 - 2019 CD

Objective:

IDIS Activity: 45216 - 7219011 Athens

Outcome:

Activity to prevent, prepare for, and respond to Coronavirus: No

Status: Open

Matrix Code: General Program Administration (21A)

Location:

National Objective:

, -

Initial Funding Date: 11/18/2019

Description:

Financing:

local admin

Funded Amount: \$30,250.00

Net Drawn: \$21,175.00

Balance: \$9,075.00

Proposed Accomplishments:

: 0

Total Population in Service Area: 0

Census Tract Percent Low / Mod: 0.00

Actual Accomplishments:

Number assisted:

	Owner		Renter		Total		Person
	Total	Hispanic	Total	Hispanic	Total	Hispanic	
White:	0	0	0	0	0	0	0
Black/African American:	0	0	0	0	0	0	0
Asian:	0	0	0	0	0	0	0
American Indian/Alaskan Native:	0	0	0	0	0	0	0
Native Hawaiian/Other Pacific Islander:	0	0	0	0	0	0	0
American Indian/Alaskan Native & White:	0	0	0	0	0	0	0
Asian White:	0	0	0	0	0	0	0
Black/African American & White:	0	0	0	0	0	0	0
American Indian/Alaskan Native & Black/African American:	0	0	0	0	0	0	0
Other multi-racial:	0	0	0	0	0	0	0
Asian/Pacific Islander:	0	0	0	0	0	0	0
Hispanic:	0	0	0	0	0	0	0
Total:	0	0	0	0	0	0	0
Female-headed Households:	0		0		0		

Income Category:

	Owner	Renter	Total	Person
Extremely Low	0	0	0	0
Low Mod	0	0	0	0
Moderate	0	0	0	0
Non Low Moderate	0	0	0	0
Total	0	0	0	0
Percent Low/Mod	0.0%	0.0%	0.0%	0.0%

Annual Accomplishments

Accomplishment Narrative

Year # Benefiting

UGLG: ATHENS

Grant Year: 2019

Project: 0001 - 2019 CD

Objective: Create suitable living environments

IDIS Activity: 45217 - 7219011 Athens

Outcome: Sustainability

Activity to prevent, prepare for, and respond to Coronavirus: No

Status: Open  
 Location:  
 508 E Tyler St Athens, TX 75751-2068

Matrix Code: Water/Sewer Improvements (03J)

National Objective: LMA

Initial Funding Date: 11/18/2019  
 Financing:  
 Funded Amount: \$244,750.00  
 Net Drawn: \$25,080.00  
 Balance: \$219,670.00

Description:  
 Contractor shall rehabilitate one hundred twenty-two (122) manholes, and all associated appurtenances.  
 Construction shall take place throughout the city.

Proposed Accomplishments:  
 People (General) : 11,505  
 Total Population in Service Area: 11,505  
 Census Tract Percent Low / Mod: 52.70

Actual Accomplishments:

Number assisted:

	Owner		Renter		Total		Person
	Total	Hispanic	Total	Hispanic	Total	Hispanic	
White:	0	0	0	0	0	0	0
Black/African American:	0	0	0	0	0	0	0
Asian:	0	0	0	0	0	0	0
American Indian/Alaskan Native:	0	0	0	0	0	0	0
Native Hawaiian/Other Pacific Islander:	0	0	0	0	0	0	0
American Indian/Alaskan Native & White:	0	0	0	0	0	0	0
Asian White:	0	0	0	0	0	0	0
Black/African American & White:	0	0	0	0	0	0	0
American Indian/Alaskan Native & Black/African American:	0	0	0	0	0	0	0
Other multi-racial:	0	0	0	0	0	0	0
Asian/Pacific Islander:	0	0	0	0	0	0	0
Hispanic:	0	0	0	0	0	0	0
Total:	0	0	0	0	0	0	0
Female-headed Households:	0		0		0		

Income Category:



	Owner	Renter	Total	Person
Extremely Low	0	0	0	0
Low Mod	0	0	0	0
Moderate	0	0	0	0
Non Low Moderate	0	0	0	0
Total	0	0	0	0
Percent Low/Mod	0.0%	0.0%	0.0%	0.0%

Annual Accomplishments

Accomplishment Narrative

Year # Benefiting

UGLG:

Grant Year: 2019

Project: 0001 - 2019 CD

Objective:

IDIS Activity: 45218 - 7219019 Ballinger

Outcome:

Activity to prevent, prepare for, and respond to Coronavirus: No

Status: Open

Matrix Code: General Program Administration (21A)

Location:

National Objective:

Initial Funding Date: 11/18/2019

Description:

Financing:

local admin

Funded Amount: \$30,250.00

Net Drawn: \$27,225.00

Balance: \$3,025.00

Proposed Accomplishments:

: 0

Total Population in Service Area: 0

Census Tract Percent Low / Mod: 0.00

Actual Accomplishments:

Number assisted:

Owner

Renter

Total

	Total	Hispanic	Total	Hispanic	Total	Hispanic	Person
White:	0	0	0	0	0	0	0
Black/African American:	0	0	0	0	0	0	0
Asian:	0	0	0	0	0	0	0
American Indian/Alaskan Native:	0	0	0	0	0	0	0
Native Hawaiian/Other Pacific Islander:	0	0	0	0	0	0	0
American Indian/Alaskan Native & White:	0	0	0	0	0	0	0
Asian White:	0	0	0	0	0	0	0
Black/African American & White:	0	0	0	0	0	0	0
American Indian/Alaskan Native & Black/African American:	0	0	0	0	0	0	0
Other multi-racial:	0	0	0	0	0	0	0
Asian/Pacific Islander:	0	0	0	0	0	0	0
Hispanic:	0	0	0	0	0	0	0
Total:	0	0	0	0	0	0	0
Female-headed Households:	0		0		0		

Income Category:

	Owner	Renter	Total	Person
Extremely Low	0	0	0	0
Low Mod	0	0	0	0
Moderate	0	0	0	0
Non Low Moderate	0	0	0	0
Total	0	0	0	0
Percent Low/Mod	0.0%	0.0%	0.0%	0.0%

Annual Accomplishments

Accomplishment Narrative

Year # Benefiting

UGLG: BALLINGER

Grant Year: 2019

Project: 0001 - 2019 CD

Objective: Create suitable living environments

IDIS Activity: 45219 - 7219019 Ballinger

Outcome: Sustainability

Activity to prevent, prepare for, and respond to Coronavirus: No

Status: Open

Matrix Code: Street Improvements (03K)

Location:

PO Box 497 Ballinger, TX 76821-0497

National Objective: LMA

Initial Funding Date: 11/18/2019  
 Financing:  
 Funded Amount: \$244,750.00  
 Net Drawn: \$244,750.00  
 Balance: \$0.00

Description:  
 Contractor shall reconstruct streets utilizing eight thousand seven hundred linear feet (8,700 l.f.) of aggregate surface rock, liquid asphalt, base material, prime coat, and necessary appurtenances.

Proposed Accomplishments:  
 People (General) : 321  
 Total Population in Service Area: 321  
 Census Tract Percent Low / Mod: 78.10

Actual Accomplishments:

Number assisted:

	Owner		Renter		Total		Person
	Total	Hispanic	Total	Hispanic	Total	Hispanic	
White:	0	0	0	0	0	0	0
Black/African American:	0	0	0	0	0	0	0
Asian:	0	0	0	0	0	0	0
American Indian/Alaskan Native:	0	0	0	0	0	0	0
Native Hawaiian/Other Pacific Islander:	0	0	0	0	0	0	0
American Indian/Alaskan Native & White:	0	0	0	0	0	0	0
Asian White:	0	0	0	0	0	0	0
Black/African American & White:	0	0	0	0	0	0	0
American Indian/Alaskan Native & Black/African American:	0	0	0	0	0	0	0
Other multi-racial:	0	0	0	0	0	0	0
Asian/Pacific Islander:	0	0	0	0	0	0	0
Hispanic:	0	0	0	0	0	0	0
Total:	0	0	0	0	0	0	0
Female-headed Households:	0		0		0		

Income Category:

	Owner	Renter	Total	Person
Extremely Low	0	0	0	0
Low Mod	0	0	0	0

Moderate	0	0	0	0
Non Low Moderate	0	0	0	0
Total	0	0	0	0
Percent Low/Mod	0.0%	0.0%	0.0%	0.0%

Annual Accomplishments Accomplishment Narrative

Year # Benefiting

UGLG:

Grant Year: 2019

Project: 0001 - 2019 CD

Objective:

IDIS Activity: 45220 - 7219020 Bandera County

Outcome:

Activity to prevent, prepare for, and respond to Coronavirus: No

Status: Open

Matrix Code: General Program Administration (21A)

Location:

National Objective:

Initial Funding Date: 11/18/2019

Description:

Financing:

local admin

Funded Amount: \$30,250.00

Net Drawn: \$27,225.00

Balance: \$3,025.00

Proposed Accomplishments:

: 0

Total Population in Service Area: 0

Census Tract Percent Low / Mod: 0.00

Actual Accomplishments:

Number assisted:

	Owner		Renter		Total		Person
	Total	Hispanic	Total	Hispanic	Total	Hispanic	
White:	0	0	0	0	0	0	0
Black/African American:	0	0	0	0	0	0	0

Asian:	0	0	0	0	0	0	0
American Indian/Alaskan Native:	0	0	0	0	0	0	0
Native Hawaiian/Other Pacific Islander:	0	0	0	0	0	0	0
American Indian/Alaskan Native & White:	0	0	0	0	0	0	0
Asian White:	0	0	0	0	0	0	0
Black/African American & White:	0	0	0	0	0	0	0
American Indian/Alaskan Native & Black/African American:	0	0	0	0	0	0	0
Other multi-racial:	0	0	0	0	0	0	0
Asian/Pacific Islander:	0	0	0	0	0	0	0
Hispanic:	0	0	0	0	0	0	0
Total:	0	0	0	0	0	0	0
Female-headed Households:	0		0		0		

Income Category:

	Owner	Renter	Total	Person
Extremely Low	0	0	0	0
Low Mod	0	0	0	0
Moderate	0	0	0	0
Non Low Moderate	0	0	0	0
Total	0	0	0	0
Percent Low/Mod	0.0%	0.0%	0.0%	0.0%

Annual Accomplishments

Accomplishment Narrative

Year # Benefiting

UGLG: BANDERA COUNTY

Grant Year: 2019

Project: 0001 - 2019 CD

Objective: Create suitable living environments

IDIS Activity: 45221 - 7219020 Bandera County

Outcome: Sustainability

Activity to prevent, prepare for, and respond to Coronavirus: No

Status: Open

Matrix Code: Water/Sewer Improvements (03J)

Location:

PO Box 877 Bandera, TX 78003-0877

National Objective: LMA

Initial Funding Date: 11/18/2019

Description:

Financing:  
 Funded Amount: \$244,750.00  
 Net Drawn: \$242,615.50  
 Balance: \$2,134.50

Contractor shall install five hundred twenty linear feet (520 l.f.) of six-inch (6") water line, service reconnections, valves, pavement repair, fire hydrants, and all associated appurtenances.

Proposed Accomplishments:

People (General) : 60  
 Total Population in Service Area: 60  
 Census Tract Percent Low / Mod: 55.00

Actual Accomplishments:

Number assisted:

	Owner		Renter		Total		Person
	Total	Hispanic	Total	Hispanic	Total	Hispanic	
White:	0	0	0	0	0	0	0
Black/African American:	0	0	0	0	0	0	0
Asian:	0	0	0	0	0	0	0
American Indian/Alaskan Native:	0	0	0	0	0	0	0
Native Hawaiian/Other Pacific Islander:	0	0	0	0	0	0	0
American Indian/Alaskan Native & White:	0	0	0	0	0	0	0
Asian White:	0	0	0	0	0	0	0
Black/African American & White:	0	0	0	0	0	0	0
American Indian/Alaskan Native & Black/African American:	0	0	0	0	0	0	0
Other multi-racial:	0	0	0	0	0	0	0
Asian/Pacific Islander:	0	0	0	0	0	0	0
Hispanic:	0	0	0	0	0	0	0
Total:	0	0	0	0	0	0	0
Female-headed Households:	0		0		0		

Income Category:

	Owner	Renter	Total	Person
Extremely Low	0	0	0	0
Low Mod	0	0	0	0
Moderate	0	0	0	0
Non Low Moderate	0	0	0	0
Total	0	0	0	0

Percent Low/Mod 0.0% 0.0% 0.0% 0.0%

Annual Accomplishments Accomplishment Narrative

Year # Benefiting

UGLG:

Grant Year: 2019

Project: 0001 - 2019 CD

Objective:

IDIS Activity: 45222 - 7219021 Bastrop County

Outcome:

Activity to prevent, prepare for, and respond to Coronavirus: No

Status: Open

Matrix Code: General Program Administration (21A)

Location:

National Objective:

Initial Funding Date: 11/18/2019

Description:

Financing:

local admin

Funded Amount: \$32,000.00

Net Drawn: \$27,500.00

Balance: \$4,500.00

Proposed Accomplishments:

: 0

Total Population in Service Area: 0

Census Tract Percent Low / Mod: 0.00

Actual Accomplishments:

Number assisted:

	Owner		Renter		Total		Person
	Total	Hispanic	Total	Hispanic	Total	Hispanic	
White:	0	0	0	0	0	0	0
Black/African American:	0	0	0	0	0	0	0
Asian:	0	0	0	0	0	0	0
American Indian/Alaskan Native:	0	0	0	0	0	0	0
Native Hawaiian/Other Pacific Islander:	0	0	0	0	0	0	0

American Indian/Alaskan Native & White:	0	0	0	0	0	0	0
Asian White:	0	0	0	0	0	0	0
Black/African American & White:	0	0	0	0	0	0	0
American Indian/Alaskan Native & Black/African American:	0	0	0	0	0	0	0
Other multi-racial:	0	0	0	0	0	0	0
Asian/Pacific Islander:	0	0	0	0	0	0	0
Hispanic:	0	0	0	0	0	0	0
Total:	0	0	0	0	0	0	0
Female-headed Households:	0		0		0		

Income Category:

	Owner	Renter	Total	Person
Extremely Low	0	0	0	0
Low Mod	0	0	0	0
Moderate	0	0	0	0
Non Low Moderate	0	0	0	0
Total	0	0	0	0
Percent Low/Mod	0.0%	0.0%	0.0%	0.0%

Annual Accomplishments

Accomplishment Narrative

Year # Benefiting

UGLG: BASTROP COUNTY

Grant Year: 2019

Project: 0001 - 2019 CD

Objective: Create suitable living environments

IDIS Activity: 45223 - 7219021 Bastrop County

Outcome: Sustainability

Activity to prevent, prepare for, and respond to Coronavirus: No

Status: Open

Matrix Code: Water/Sewer Improvements (03J)

Location:

804 Pecan St Ste 101 Bastrop, TX 78602-3846

National Objective: LMA

Initial Funding Date: 11/18/2019

Financing:

Funded Amount: \$115,500.00

Net Drawn: \$50,250.00

Description:

Contractor shall provide first-time wastewater service to thirty-one (31) households on Stony Ridge Drive, Post Oak Road, Algarita Drive, and High Ridge Drive.

Contractor shall install thirty-one (31) sewer yard service lines, mitigate all existing septic



Balance: \$65,250.00

Proposed Accomplishments:

People (General) : 120  
 Total Population in Service Area: 120  
 Census Tract Percent Low / Mod: 100.00

Actual Accomplishments:

Number assisted:

	Owner		Renter		Total		Person
	Total	Hispanic	Total	Hispanic	Total	Hispanic	
White:	0	0	0	0	0	0	0
Black/African American:	0	0	0	0	0	0	0
Asian:	0	0	0	0	0	0	0
American Indian/Alaskan Native:	0	0	0	0	0	0	0
Native Hawaiian/Other Pacific Islander:	0	0	0	0	0	0	0
American Indian/Alaskan Native & White:	0	0	0	0	0	0	0
Asian White:	0	0	0	0	0	0	0
Black/African American & White:	0	0	0	0	0	0	0
American Indian/Alaskan Native & Black/African American:	0	0	0	0	0	0	0
Other multi-racial:	0	0	0	0	0	0	0
Asian/Pacific Islander:	0	0	0	0	0	0	0
Hispanic:	0	0	0	0	0	0	0
Total:	0	0	0	0	0	0	0
Female-headed Households:	0		0		0		

Income Category:

	Owner	Renter	Total	Person
Extremely Low	0	0	0	0
Low Mod	0	0	0	0
Moderate	0	0	0	0
Non Low Moderate	0	0	0	0
Total	0	0	0	0
Percent Low/Mod	0.0%	0.0%	0.0%	0.0%

Annual Accomplishments      Accomplishment Narrative  
 Year      # Benefiting

UGLG: BASTROP COUNTY  
 Grant Year: 2019  
 Project: 0001 - 2019 CD

Objective: Create suitable living environments

IDIS Activity: 45224 - 7219021 Bastrop County  
 Activity to prevent, prepare for, and respond to Coronavirus: No

Outcome: Sustainability

Status: Open  
 Location:  
 804 Pecan St Ste 101 Bastrop, TX 78602-3846

Matrix Code: Rehab; Single-Unit Residential (14A)

National Objective: LMH

Initial Funding Date: 11/18/2019  
 Financing:  
 Funded Amount: \$152,500.00  
 Net Drawn: \$70,707.90  
 Balance: \$81,792.10

Description:  
 Contractor shall provide first-time wastewater service to thirty-one (31) households on Stony Ridge Drive, Post Oak Road, Algarita Drive, and High Ridge Drive.  
 Contractor shall install thirty-one (31) sewer yard service lines, mitigate all existing septic

Proposed Accomplishments:  
 Housing Units : 33  
 Total Population in Service Area: 0  
 Census Tract Percent Low / Mod: 0.00

Actual Accomplishments:

Number assisted:

	Owner		Renter		Total		Person
	Total	Hispanic	Total	Hispanic	Total	Hispanic	
White:	0	0	0	0	0	0	0
Black/African American:	0	0	0	0	0	0	0
Asian:	0	0	0	0	0	0	0
American Indian/Alaskan Native:	0	0	0	0	0	0	0
Native Hawaiian/Other Pacific Islander:	0	0	0	0	0	0	0
American Indian/Alaskan Native & White:	0	0	0	0	0	0	0
Asian White:	0	0	0	0	0	0	0
Black/African American & White:	0	0	0	0	0	0	0
American Indian/Alaskan Native & Black/African American:	0	0	0	0	0	0	0

Other multi-racial:	0	0	0	0	0	0	0
Asian/Pacific Islander:	0	0	0	0	0	0	0
Hispanic:	0	0	0	0	0	0	0
Total:	0	0	0	0	0	0	0
Female-headed Households:	0		0		0		

Income Category:

	Owner	Renter	Total	Person
Extremely Low	0	0	0	0
Low Mod	0	0	0	0
Moderate	0	0	0	0
Non Low Moderate	0	0	0	0
Total	0	0	0	0
Percent Low/Mod	0.0%	0.0%	0.0%	0.0%

Annual Accomplishments      Accomplishment Narrative

Year      # Benefiting

UGLG:

Grant Year:    2019

Project:      0001 - 2016 CD

IDIS Activity:    45227 - 7219030 Bayside

Activity to prevent, prepare for, and respond to Coronavirus:    No

Objective:

Outcome:

Matrix Code:      General Program Administration (21A)

National Objective:

Initial Funding Date:    11/18/2019

Financing:

Funded Amount:      \$0.00

Net Drawn:            \$0.00

Balance:              \$0.00

Description:  
local admin

Proposed Accomplishments:

: 0

Total Population in Service Area: 0

Census Tract Percent Low / Mod: 0.00

Actual Accomplishments:

Number assisted:

	Owner		Renter		Total		Person
	Total	Hispanic	Total	Hispanic	Total	Hispanic	
White:	0	0	0	0	0	0	0
Black/African American:	0	0	0	0	0	0	0
Asian:	0	0	0	0	0	0	0
American Indian/Alaskan Native:	0	0	0	0	0	0	0
Native Hawaiian/Other Pacific Islander:	0	0	0	0	0	0	0
American Indian/Alaskan Native & White:	0	0	0	0	0	0	0
Asian White:	0	0	0	0	0	0	0
Black/African American & White:	0	0	0	0	0	0	0
American Indian/Alaskan Native & Black/African American:	0	0	0	0	0	0	0
Other multi-racial:	0	0	0	0	0	0	0
Asian/Pacific Islander:	0	0	0	0	0	0	0
Hispanic:	0	0	0	0	0	0	0
Total:	0	0	0	0	0	0	0
Female-headed Households:	0		0		0		

Income Category:

	Owner	Renter	Total	Person
Extremely Low	0	0	0	0
Low Mod	0	0	0	0
Moderate	0	0	0	0
Non Low Moderate	0	0	0	0
Total	0	0	0	0
Percent Low/Mod	0.0%	0.0%	0.0%	0.0%

Annual Accomplishments

Accomplishment Narrative

Year # Benefiting

UGLG:

Grant Year: 2019

Project: 0001 - 2019 CD

Objective:

IDIS Activity: 45242 - 7219039 Blue Ridge

Outcome:

Activity to prevent, prepare for, and respond to Coronavirus: No

Status: Open

Matrix Code: General Program Administration (21A)

Location:

National Objective:

Initial Funding Date: 11/20/2019

Description:

Financing:

local admin

Funded Amount: \$50,000.00

Net Drawn: \$35,000.00

Balance: \$15,000.00

Proposed Accomplishments:

: 0

Total Population in Service Area: 0

Census Tract Percent Low / Mod: 0.00

Actual Accomplishments:

Number assisted:

	Owner		Renter		Total		Person
	Total	Hispanic	Total	Hispanic	Total	Hispanic	
White:	0	0	0	0	0	0	0
Black/African American:	0	0	0	0	0	0	0
Asian:	0	0	0	0	0	0	0
American Indian/Alaskan Native:	0	0	0	0	0	0	0
Native Hawaiian/Other Pacific Islander:	0	0	0	0	0	0	0
American Indian/Alaskan Native & White:	0	0	0	0	0	0	0
Asian White:	0	0	0	0	0	0	0
Black/African American & White:	0	0	0	0	0	0	0
American Indian/Alaskan Native & Black/African American:	0	0	0	0	0	0	0
Other multi-racial:	0	0	0	0	0	0	0
Asian/Pacific Islander:	0	0	0	0	0	0	0

Hispanic:	0	0	0	0	0	0	0
Total:	0	0	0	0	0	0	0
Female-headed Households:	0		0		0		

Income Category:

	Owner	Renter	Total	Person
Extremely Low	0	0	0	0
Low Mod	0	0	0	0
Moderate	0	0	0	0
Non Low Moderate	0	0	0	0
Total	0	0	0	0
Percent Low/Mod	0.0%	0.0%	0.0%	0.0%

Annual Accomplishments

Accomplishment Narrative

Year # Benefiting  
 UGLG: City of Blue Ridge  
 Grant Year: 2019  
 Project: 0001 - 2019 CD

Objective: Create suitable living environments

IDIS Activity: 45243 - 7219039 Blue Ridge  
 Activity to prevent, prepare for, and respond to Coronavirus: No

Outcome: Sustainability

Status: Open  
 Location:  
 200 S Main St Blue Ridge, TX 75424-4463

Matrix Code: Water/Sewer Improvements (03J)

National Objective: LMA

Initial Funding Date: 11/20/2019  
 Financing:  
 Funded Amount: \$450,000.00  
 Net Drawn: \$268,628.07  
 Balance: \$181,371.93

Description:  
 Contractor shall install three thousand six hundred seventy-five linear feet (3,675 l.f.) of eight-inch  
 (8

Proposed Accomplishments:

People (General) : 1,101  
 Total Population in Service Area: 1,101

Census Tract Percent Low / Mod: 80.50

Actual Accomplishments:

Number assisted:

	Owner		Renter		Total		Person
	Total	Hispanic	Total	Hispanic	Total	Hispanic	
White:	0	0	0	0	0	0	0
Black/African American:	0	0	0	0	0	0	0
Asian:	0	0	0	0	0	0	0
American Indian/Alaskan Native:	0	0	0	0	0	0	0
Native Hawaiian/Other Pacific Islander:	0	0	0	0	0	0	0
American Indian/Alaskan Native & White:	0	0	0	0	0	0	0
Asian White:	0	0	0	0	0	0	0
Black/African American & White:	0	0	0	0	0	0	0
American Indian/Alaskan Native & Black/African American:	0	0	0	0	0	0	0
Other multi-racial:	0	0	0	0	0	0	0
Asian/Pacific Islander:	0	0	0	0	0	0	0
Hispanic:	0	0	0	0	0	0	0
Total:	0	0	0	0	0	0	0
Female-headed Households:	0		0		0		

Income Category:

	Owner	Renter	Total	Person
Extremely Low	0	0	0	0
Low Mod	0	0	0	0
Moderate	0	0	0	0
Non Low Moderate	0	0	0	0
Total	0	0	0	0
Percent Low/Mod	0.0%	0.0%	0.0%	0.0%

Annual Accomplishments

Accomplishment Narrative

Year # Benefiting

UGLG:

Grant Year: 2019

Project: 0001 - 2019 CD

Objective:

IDIS Activity: 45244 - 7219040 Bovina  
 Activity to prevent, prepare for, and respond to Coronavirus: No

Outcome:

Status: Open  
 Location:  
 , -

Matrix Code: General Program Administration (21A)

National Objective:

Initial Funding Date: 11/20/2019  
 Financing:  
 Funded Amount: \$18,775.00  
 Net Drawn: \$15,625.00  
 Balance: \$3,150.00

Description:  
 local admin

Proposed Accomplishments:

: 0  
 Total Population in Service Area: 0  
 Census Tract Percent Low / Mod: 0.00

Actual Accomplishments:

Number assisted:

	Owner		Renter		Total		Person
	Total	Hispanic	Total	Hispanic	Total	Hispanic	
White:	0	0	0	0	0	0	0
Black/African American:	0	0	0	0	0	0	0
Asian:	0	0	0	0	0	0	0
American Indian/Alaskan Native:	0	0	0	0	0	0	0
Native Hawaiian/Other Pacific Islander:	0	0	0	0	0	0	0
American Indian/Alaskan Native & White:	0	0	0	0	0	0	0
Asian White:	0	0	0	0	0	0	0
Black/African American & White:	0	0	0	0	0	0	0
American Indian/Alaskan Native & Black/African American:	0	0	0	0	0	0	0
Other multi-racial:	0	0	0	0	0	0	0
Asian/Pacific Islander:	0	0	0	0	0	0	0
Hispanic:	0	0	0	0	0	0	0
Total:	0	0	0	0	0	0	0



Female-headed Households: 0 0 0

Income Category:

	Owner	Renter	Total	Person
Extremely Low	0	0	0	0
Low Mod	0	0	0	0
Moderate	0	0	0	0
Non Low Moderate	0	0	0	0
Total	0	0	0	0
Percent Low/Mod	0.0%	0.0%	0.0%	0.0%

Annual Accomplishments

Accomplishment Narrative

Year # Benefiting  
 UGLG: BOVINA  
 Grant Year: 2019  
 Project: 0001 - 2019 CD

Objective: Create suitable living environments

IDIS Activity: 45245 - 7219040 Bovina

Outcome: Sustainability

Activity to prevent, prepare for, and respond to Coronavirus: No

Status: Open

Matrix Code: Water/Sewer Improvements (03J)

Location:

PO Box 720 Bovina, TX 79009-0720

National Objective: LMA

Initial Funding Date: 11/20/2019

Description:

Financing:  
 Funded Amount: \$148,400.00  
 Net Drawn: \$145,910.00  
 Balance: \$2,490.00

Contractor shall install two thousand five hundred and ten linear feet (2,510 l.f.) of six-inch (6") and eight-inch (8") water, valves, fire hydrant,

Proposed Accomplishments:

People (General) : 176  
 Total Population in Service Area: 176  
 Census Tract Percent Low / Mod: 76.10

Actual Accomplishments:

Number assisted:

	Owner		Renter		Total		Person
	Total	Hispanic	Total	Hispanic	Total	Hispanic	
White:	0	0	0	0	0	0	0
Black/African American:	0	0	0	0	0	0	0
Asian:	0	0	0	0	0	0	0
American Indian/Alaskan Native:	0	0	0	0	0	0	0
Native Hawaiian/Other Pacific Islander:	0	0	0	0	0	0	0
American Indian/Alaskan Native & White:	0	0	0	0	0	0	0
Asian White:	0	0	0	0	0	0	0
Black/African American & White:	0	0	0	0	0	0	0
American Indian/Alaskan Native & Black/African American:	0	0	0	0	0	0	0
Other multi-racial:	0	0	0	0	0	0	0
Asian/Pacific Islander:	0	0	0	0	0	0	0
Hispanic:	0	0	0	0	0	0	0
Total:	0	0	0	0	0	0	0
Female-headed Households:	0		0		0		

Income Category:

	Owner	Renter	Total	Person
Extremely Low	0	0	0	0
Low Mod	0	0	0	0
Moderate	0	0	0	0
Non Low Moderate	0	0	0	0
Total	0	0	0	0
Percent Low/Mod	0.0%	0.0%	0.0%	0.0%

Annual Accomplishments

Accomplishment Narrative

Year # Benefiting

UGLG:

Grant Year: 2019

Project: 0001 - 2019 CD

Objective:

IDIS Activity: 45247 - 7219041 Bowie

Outcome:

Activity to prevent, prepare for, and respond to Coronavirus: No

Status: Open  
Location:

Matrix Code: General Program Administration (21A)

National Objective:

Initial Funding Date: 11/20/2019  
Financing:  
Funded Amount: \$30,000.00  
Net Drawn: \$27,000.00  
Balance: \$3,000.00

Description:  
local admin

Proposed Accomplishments:

: 0  
Total Population in Service Area: 0  
Census Tract Percent Low / Mod: 0.00

Actual Accomplishments:

Number assisted:

	Owner		Renter		Total		Person
	Total	Hispanic	Total	Hispanic	Total	Hispanic	
White:	0	0	0	0	0	0	0
Black/African American:	0	0	0	0	0	0	0
Asian:	0	0	0	0	0	0	0
American Indian/Alaskan Native:	0	0	0	0	0	0	0
Native Hawaiian/Other Pacific Islander:	0	0	0	0	0	0	0
American Indian/Alaskan Native & White:	0	0	0	0	0	0	0
Asian White:	0	0	0	0	0	0	0
Black/African American & White:	0	0	0	0	0	0	0
American Indian/Alaskan Native & Black/African American:	0	0	0	0	0	0	0
Other multi-racial:	0	0	0	0	0	0	0
Asian/Pacific Islander:	0	0	0	0	0	0	0
Hispanic:	0	0	0	0	0	0	0
Total:	0	0	0	0	0	0	0
Female-headed Households:	0		0		0		

Income Category:

	Owner	Renter	Total	Person
Extremely Low	0	0	0	0
Low Mod	0	0	0	0
Moderate	0	0	0	0
Non Low Moderate	0	0	0	0
Total	0	0	0	0
Percent Low/Mod	0.0%	0.0%	0.0%	0.0%

Annual Accomplishments

Accomplishment Narrative

Year # Benefiting

UGLG: BOWIE

Grant Year: 2019

Project: 0001 - 2019 CD

Objective: Create suitable living environments

IDIS Activity: 45248 - 7219041 Bowie

Outcome: Sustainability

Activity to prevent, prepare for, and respond to Coronavirus: No

Status: Open

Matrix Code: Water/Sewer Improvements (03J)

Location:

304 Lindsey St Bowie, TX 76230-4912

National Objective: LMA

Initial Funding Date: 11/20/2019

Financing:

Funded Amount: \$245,000.00

Net Drawn: \$245,000.00

Balance: \$0.00

Description:

Contractor shall install two thousand one hundred fifty linear feet (2,150 l.f.) of wastewater line, manholes, bore and casing, service reconnections, pavement repair, traffic and all associated appurtenances.

Proposed Accomplishments:

People (General) : 389

Total Population in Service Area: 389

Census Tract Percent Low / Mod: 62.20

Actual Accomplishments:

Number assisted:

Owner

Renter

Total

	Total	Hispanic	Total	Hispanic	Total	Hispanic	Person
White:	0	0	0	0	0	0	0
Black/African American:	0	0	0	0	0	0	0
Asian:	0	0	0	0	0	0	0
American Indian/Alaskan Native:	0	0	0	0	0	0	0
Native Hawaiian/Other Pacific Islander:	0	0	0	0	0	0	0
American Indian/Alaskan Native & White:	0	0	0	0	0	0	0
Asian White:	0	0	0	0	0	0	0
Black/African American & White:	0	0	0	0	0	0	0
American Indian/Alaskan Native & Black/African American:	0	0	0	0	0	0	0
Other multi-racial:	0	0	0	0	0	0	0
Asian/Pacific Islander:	0	0	0	0	0	0	0
Hispanic:	0	0	0	0	0	0	0
Total:	0	0	0	0	0	0	0
Female-headed Households:	0		0		0		

Income Category:

	Owner	Renter	Total	Person
Extremely Low	0	0	0	0
Low Mod	0	0	0	0
Moderate	0	0	0	0
Non Low Moderate	0	0	0	0
Total	0	0	0	0
Percent Low/Mod	0.0%	0.0%	0.0%	0.0%

Annual Accomplishments

Accomplishment Narrative

Year # Benefiting

UGLG:

Grant Year: 2019

Project: 0001 - 2019 CD

Objective:

IDIS Activity: 45249 - 7219049 Bremond

Outcome:

Activity to prevent, prepare for, and respond to Coronavirus: No

Status: Open

Matrix Code: General Program Administration (21A)

Location:

, -

National Objective:

Initial Funding Date: 11/20/2019  
 Financing:  
 Funded Amount: \$30,250.00  
 Net Drawn: \$27,225.00  
 Balance: \$3,025.00

Description:  
 local admin

Proposed Accomplishments:

: 0

Total Population in Service Area: 0

Census Tract Percent Low / Mod: 0.00

Actual Accomplishments:

Number assisted:

	Owner		Renter		Total		Person
	Total	Hispanic	Total	Hispanic	Total	Hispanic	
White:	0	0	0	0	0	0	0
Black/African American:	0	0	0	0	0	0	0
Asian:	0	0	0	0	0	0	0
American Indian/Alaskan Native:	0	0	0	0	0	0	0
Native Hawaiian/Other Pacific Islander:	0	0	0	0	0	0	0
American Indian/Alaskan Native & White:	0	0	0	0	0	0	0
Asian White:	0	0	0	0	0	0	0
Black/African American & White:	0	0	0	0	0	0	0
American Indian/Alaskan Native & Black/African American:	0	0	0	0	0	0	0
Other multi-racial:	0	0	0	0	0	0	0
Asian/Pacific Islander:	0	0	0	0	0	0	0
Hispanic:	0	0	0	0	0	0	0
Total:	0	0	0	0	0	0	0
Female-headed Households:	0		0		0		

Income Category:

	Owner	Renter	Total	Person
Extremely Low	0	0	0	0
Low Mod	0	0	0	0

Moderate	0	0	0	0
Non Low Moderate	0	0	0	0
Total	0	0	0	0
Percent Low/Mod	0.0%	0.0%	0.0%	0.0%

Annual Accomplishments Accomplishment Narrative

Year # Benefiting  
 UGLG: BREMOND  
 Grant Year: 2019

Project: 0001 - 2019 CD

Objective: Create suitable living environments

IDIS Activity: 45250 - 7219049 Bremond

Outcome: Sustainability

Activity to prevent, prepare for, and respond to Coronavirus: No

Status: Open

Matrix Code: Water/Sewer Improvements (03J)

Location:

PO Box E Bremond, TX 76629-0020

National Objective: LMA

Initial Funding Date: 11/20/2019  
 Financing:  
 Funded Amount: \$244,750.00  
 Net Drawn: \$226,348.73  
 Balance: \$18,401.27

Description:  
 Contractor shall replace four thousand one hundred fifty linear feet (4,150 l.f.) of six-inch (6") and eight-inch (8") water lines, valves, fire hydrants, pavement repair, reconnections, and all associated appurtenances.

Proposed Accomplishments:

People (General) : 770  
 Total Population in Service Area: 770  
 Census Tract Percent Low / Mod: 61.00

Actual Accomplishments:

Number assisted:

	Owner		Renter		Total		Person
	Total	Hispanic	Total	Hispanic	Total	Hispanic	
White:	0	0	0	0	0	0	0
Black/African American:	0	0	0	0	0	0	0

Asian:	0	0	0	0	0	0	0
American Indian/Alaskan Native:	0	0	0	0	0	0	0
Native Hawaiian/Other Pacific Islander:	0	0	0	0	0	0	0
American Indian/Alaskan Native & White:	0	0	0	0	0	0	0
Asian White:	0	0	0	0	0	0	0
Black/African American & White:	0	0	0	0	0	0	0
American Indian/Alaskan Native & Black/African American:	0	0	0	0	0	0	0
Other multi-racial:	0	0	0	0	0	0	0
Asian/Pacific Islander:	0	0	0	0	0	0	0
Hispanic:	0	0	0	0	0	0	0
Total:	0	0	0	0	0	0	0
Female-headed Households:	0		0		0		

Income Category:

	Owner	Renter	Total	Person
Extremely Low	0	0	0	0
Low Mod	0	0	0	0
Moderate	0	0	0	0
Non Low Moderate	0	0	0	0
Total	0	0	0	0
Percent Low/Mod	0.0%	0.0%	0.0%	0.0%

Annual Accomplishments

Accomplishment Narrative

Year # Benefiting

UGLG:  
 Grant Year: 2019  
 Project: 0001 - 2019 CD

Objective:

IDIS Activity: 45251 - 7219050 Bridge City  
 Activity to prevent, prepare for, and respond to Coronavirus: No

Outcome:

Status: Open  
 Location:

Matrix Code: General Program Administration (21A)

National Objective:

Initial Funding Date: 11/20/2019

Description:



Financing:  
 Funded Amount: \$25,000.00  
 Net Drawn: \$17,500.00  
 Balance: \$7,500.00

local admin

Proposed Accomplishments:

: 0  
 Total Population in Service Area: 0  
 Census Tract Percent Low / Mod: 0.00

Actual Accomplishments:

Number assisted:

	Owner		Renter		Total		Person
	Total	Hispanic	Total	Hispanic	Total	Hispanic	
White:	0	0	0	0	0	0	0
Black/African American:	0	0	0	0	0	0	0
Asian:	0	0	0	0	0	0	0
American Indian/Alaskan Native:	0	0	0	0	0	0	0
Native Hawaiian/Other Pacific Islander:	0	0	0	0	0	0	0
American Indian/Alaskan Native & White:	0	0	0	0	0	0	0
Asian White:	0	0	0	0	0	0	0
Black/African American & White:	0	0	0	0	0	0	0
American Indian/Alaskan Native & Black/African American:	0	0	0	0	0	0	0
Other multi-racial:	0	0	0	0	0	0	0
Asian/Pacific Islander:	0	0	0	0	0	0	0
Hispanic:	0	0	0	0	0	0	0
Total:	0	0	0	0	0	0	0
Female-headed Households:	0		0		0		

Income Category:

	Owner	Renter	Total	Person
Extremely Low	0	0	0	0
Low Mod	0	0	0	0
Moderate	0	0	0	0
Non Low Moderate	0	0	0	0
Total	0	0	0	0

Percent Low/Mod 0.0% 0.0% 0.0% 0.0%

Annual Accomplishments Accomplishment Narrative

Year # Benefiting  
 UGLG: BRIDGE CITY  
 Grant Year: 2019  
 Project: 0001 - 2019 CD

Objective: Create suitable living environments

IDIS Activity: 45252 - 7219050 Bridge City  
 Activity to prevent, prepare for, and respond to Coronavirus: No

Outcome: Sustainability

Status: Open  
 Location:  
 PO Box 846 Bridge City, TX 77611-0846

Matrix Code: Rehab; Single-Unit Residential (14A)

National Objective: LMH

Initial Funding Date: 11/20/2019  
 Financing:  
 Funded Amount: \$250,000.00  
 Net Drawn: \$101,534.55  
 Balance: \$148,465.45

Description:  
 Contractor shall install one-hundred fifty (150) four-inch (4") service lines, sewer cleanouts, pavement repair, and all associated appurtenances.  
 TxCDBG funds shall not fund a yard service line on private property to a household that

Proposed Accomplishments:  
 Housing Units : 150  
 Total Population in Service Area: 0  
 Census Tract Percent Low / Mod: 0.00

Actual Accomplishments:

Number assisted:

	Owner		Renter		Total		Person
	Total	Hispanic	Total	Hispanic	Total	Hispanic	
White:	0	0	0	0	0	0	0
Black/African American:	0	0	0	0	0	0	0
Asian:	0	0	0	0	0	0	0
American Indian/Alaskan Native:	0	0	0	0	0	0	0
Native Hawaiian/Other Pacific Islander:	0	0	0	0	0	0	0

American Indian/Alaskan Native & White:	0	0	0	0	0	0	0
Asian White:	0	0	0	0	0	0	0
Black/African American & White:	0	0	0	0	0	0	0
American Indian/Alaskan Native & Black/African American:	0	0	0	0	0	0	0
Other multi-racial:	0	0	0	0	0	0	0
Asian/Pacific Islander:	0	0	0	0	0	0	0
Hispanic:	0	0	0	0	0	0	0
Total:	0	0	0	0	0	0	0
Female-headed Households:	0		0		0		

Income Category:

	Owner	Renter	Total	Person
Extremely Low	0	0	0	0
Low Mod	0	0	0	0
Moderate	0	0	0	0
Non Low Moderate	0	0	0	0
Total	0	0	0	0
Percent Low/Mod	0.0%	0.0%	0.0%	0.0%

Annual Accomplishments

Accomplishment Narrative

Year # Benefiting

UGLG:

Grant Year: 2019

Project: 0001 - 2019 CD

Objective:

IDIS Activity: 45253 - 7219051 Burkburnett

Outcome:

Activity to prevent, prepare for, and respond to Coronavirus: No

Status: Open

Matrix Code: General Program Administration (21A)

Location:

National Objective:

Initial Funding Date: 11/20/2019

Description:

Financing:

local admin

Funded Amount: \$19,000.00

Net Drawn: \$12,500.00

Balance: \$6,500.00

Proposed Accomplishments:

: 0  
 Total Population in Service Area: 0  
 Census Tract Percent Low / Mod: 0.00

Actual Accomplishments:

Number assisted:

	Owner		Renter		Total		Person
	Total	Hispanic	Total	Hispanic	Total	Hispanic	
White:	0	0	0	0	0	0	0
Black/African American:	0	0	0	0	0	0	0
Asian:	0	0	0	0	0	0	0
American Indian/Alaskan Native:	0	0	0	0	0	0	0
Native Hawaiian/Other Pacific Islander:	0	0	0	0	0	0	0
American Indian/Alaskan Native & White:	0	0	0	0	0	0	0
Asian White:	0	0	0	0	0	0	0
Black/African American & White:	0	0	0	0	0	0	0
American Indian/Alaskan Native & Black/African American:	0	0	0	0	0	0	0
Other multi-racial:	0	0	0	0	0	0	0
Asian/Pacific Islander:	0	0	0	0	0	0	0
Hispanic:	0	0	0	0	0	0	0
Total:	0	0	0	0	0	0	0
Female-headed Households:	0		0		0		

Income Category:

	Owner	Renter	Total	Person
Extremely Low	0	0	0	0
Low Mod	0	0	0	0
Moderate	0	0	0	0
Non Low Moderate	0	0	0	0
Total	0	0	0	0
Percent Low/Mod	0.0%	0.0%	0.0%	0.0%

Annual Accomplishments	Accomplishment Narrative
Year	# Benefiting

UGLG: BURKBURNETT  
 Grant Year: 2019  
 Project: 0001 - 2019 CD

Objective: Create suitable living environments

IDIS Activity: 45254 - 7219051 Burkburnett  
 Activity to prevent, prepare for, and respond to Coronavirus: No

Outcome: Sustainability

Status: Open  
 Location:  
 501 Sheppard Rd Burkburnett, TX 76354-2716

Matrix Code: Water/Sewer Improvements (03J)

National Objective: LMA

Initial Funding Date: 11/20/2019  
 Financing:  
 Funded Amount: \$75,005.00  
 Net Drawn: \$48,900.70  
 Balance: \$26,104.30

Description:  
 Contractor shall install approximately one thousand six hundred seventy-five linear feet (1,675 LF) of six-inch (6 in.) water line and include four (4) six-inch (6 in.) tapping valves and sleeves, four (4) two-inch (2 in.) tapping valves and sleeves, two (2) fire hydrants,

Proposed Accomplishments:  
 People (General) : 35  
 Total Population in Service Area: 35  
 Census Tract Percent Low / Mod: 91.40

Actual Accomplishments:

Number assisted:

	Owner		Renter		Total		Person
	Total	Hispanic	Total	Hispanic	Total	Hispanic	
White:	0	0	0	0	0	0	0
Black/African American:	0	0	0	0	0	0	0
Asian:	0	0	0	0	0	0	0
American Indian/Alaskan Native:	0	0	0	0	0	0	0
Native Hawaiian/Other Pacific Islander:	0	0	0	0	0	0	0
American Indian/Alaskan Native & White:	0	0	0	0	0	0	0
Asian White:	0	0	0	0	0	0	0
Black/African American & White:	0	0	0	0	0	0	0
American Indian/Alaskan Native & Black/African American:	0	0	0	0	0	0	0

Other multi-racial:	0	0	0	0	0	0	0
Asian/Pacific Islander:	0	0	0	0	0	0	0
Hispanic:	0	0	0	0	0	0	0
Total:	0	0	0	0	0	0	0
Female-headed Households:	0		0		0		

Income Category:				
	Owner	Renter	Total	Person
Extremely Low	0	0	0	0
Low Mod	0	0	0	0
Moderate	0	0	0	0
Non Low Moderate	0	0	0	0
Total	0	0	0	0
Percent Low/Mod	0.0%	0.0%	0.0%	0.0%

Annual Accomplishments      Accomplishment Narrative

Year      # Benefiting

UGLG:      BURKBURNETT

Grant Year:      2019

Project:      0001 - 2019 CD

IDIS Activity:      45255 - 7219051 Burkburnett

Activity to prevent, prepare for, and respond to Coronavirus:      No

Status:      Open

Location:

501 Sheppard Rd Burkburnett, TX 76354-2716

Objective:      Create suitable living environments

Outcome:      Sustainability

Matrix Code:      Street Improvements (03K)

National Objective:      LMA

Initial Funding Date:      11/20/2019

Financing:

Funded Amount:      \$88,675.00

Net Drawn:      \$13,639.10

Balance:      \$75,035.90

Description:

Contractor shall reconstruct approximately one thousand eighty linear feet (1,080 LF) of street surface using single course and double course penetration pavement and prime coat, ensuring manholes and valve boxes are adjusted.

Proposed Accomplishments:

People (General) : 35  
 Total Population in Service Area: 35  
 Census Tract Percent Low / Mod: 91.40

Actual Accomplishments:

Number assisted:

	Owner		Renter		Total		Person
	Total	Hispanic	Total	Hispanic	Total	Hispanic	
White:	0	0	0	0	0	0	0
Black/African American:	0	0	0	0	0	0	0
Asian:	0	0	0	0	0	0	0
American Indian/Alaskan Native:	0	0	0	0	0	0	0
Native Hawaiian/Other Pacific Islander:	0	0	0	0	0	0	0
American Indian/Alaskan Native & White:	0	0	0	0	0	0	0
Asian White:	0	0	0	0	0	0	0
Black/African American & White:	0	0	0	0	0	0	0
American Indian/Alaskan Native & Black/African American:	0	0	0	0	0	0	0
Other multi-racial:	0	0	0	0	0	0	0
Asian/Pacific Islander:	0	0	0	0	0	0	0
Hispanic:	0	0	0	0	0	0	0
Total:	0	0	0	0	0	0	0
Female-headed Households:	0		0		0		

Income Category:

	Owner	Renter	Total	Person
Extremely Low	0	0	0	0
Low Mod	0	0	0	0
Moderate	0	0	0	0
Non Low Moderate	0	0	0	0
Total	0	0	0	0
Percent Low/Mod	0.0%	0.0%	0.0%	0.0%

Annual Accomplishments

Accomplishment Narrative

Year # Benefiting

UGLG:

Grant Year: 2019

Project: 0001 - 2019 CD

Objective:

IDIS Activity: 45256 - 7219059 Burleson County

Outcome:

Activity to prevent, prepare for, and respond to Coronavirus: No

Status: Open

Matrix Code: General Program Administration (21A)

Location:

National Objective:

Initial Funding Date: 11/20/2019

Description:

Financing:

local admin

Funded Amount: \$30,250.00

Net Drawn: \$27,225.00

Balance: \$3,025.00

Proposed Accomplishments:

: 0

Total Population in Service Area: 0

Census Tract Percent Low / Mod: 0.00

Actual Accomplishments:

Number assisted:

	Owner		Renter		Total		Person
	Total	Hispanic	Total	Hispanic	Total	Hispanic	
White:	0	0	0	0	0	0	0
Black/African American:	0	0	0	0	0	0	0
Asian:	0	0	0	0	0	0	0
American Indian/Alaskan Native:	0	0	0	0	0	0	0
Native Hawaiian/Other Pacific Islander:	0	0	0	0	0	0	0
American Indian/Alaskan Native & White:	0	0	0	0	0	0	0
Asian White:	0	0	0	0	0	0	0
Black/African American & White:	0	0	0	0	0	0	0
American Indian/Alaskan Native & Black/African American:	0	0	0	0	0	0	0
Other multi-racial:	0	0	0	0	0	0	0
Asian/Pacific Islander:	0	0	0	0	0	0	0



Hispanic:	0	0	0	0	0	0	0
Total:	0	0	0	0	0	0	0
Female-headed Households:	0		0		0		

Income Category:

	Owner	Renter	Total	Person
Extremely Low	0	0	0	0
Low Mod	0	0	0	0
Moderate	0	0	0	0
Non Low Moderate	0	0	0	0
Total	0	0	0	0
Percent Low/Mod	0.0%	0.0%	0.0%	0.0%

Annual Accomplishments

Accomplishment Narrative

Year # Benefiting

UGLG: BURLESON COUNTY

Grant Year: 2019

Project: 0001 - 2019 CD

Objective: Create suitable living environments

IDIS Activity: 45257 - 7219059 Burleson County

Outcome: Sustainability

Activity to prevent, prepare for, and respond to Coronavirus: No

Status: Open

Matrix Code: Water/Sewer Improvements (03J)

Location:

100 W Buck St Ste 306 Caldwell, TX 77836-1764

National Objective: LMA

Initial Funding Date: 11/20/2019

Financing:

Funded Amount: \$244,750.00

Net Drawn: \$207,872.50

Balance: \$36,877.50

Description:

Contractor shall install one (1) four-inch (4") water well, piping, pump equipment, chlorination equipment, electrical controls, fencing and all associated appurtenances.

Proposed Accomplishments:

People (General) : 54

Total Population in Service Area: 54

Census Tract Percent Low / Mod: 74.00

Actual Accomplishments:

Number assisted:

	Owner		Renter		Total		Person
	Total	Hispanic	Total	Hispanic	Total	Hispanic	
White:	0	0	0	0	0	0	0
Black/African American:	0	0	0	0	0	0	0
Asian:	0	0	0	0	0	0	0
American Indian/Alaskan Native:	0	0	0	0	0	0	0
Native Hawaiian/Other Pacific Islander:	0	0	0	0	0	0	0
American Indian/Alaskan Native & White:	0	0	0	0	0	0	0
Asian White:	0	0	0	0	0	0	0
Black/African American & White:	0	0	0	0	0	0	0
American Indian/Alaskan Native & Black/African American:	0	0	0	0	0	0	0
Other multi-racial:	0	0	0	0	0	0	0
Asian/Pacific Islander:	0	0	0	0	0	0	0
Hispanic:	0	0	0	0	0	0	0
Total:	0	0	0	0	0	0	0
Female-headed Households:	0		0		0		

Income Category:

	Owner	Renter	Total	Person
Extremely Low	0	0	0	0
Low Mod	0	0	0	0
Moderate	0	0	0	0
Non Low Moderate	0	0	0	0
Total	0	0	0	0
Percent Low/Mod	0.0%	0.0%	0.0%	0.0%

Annual Accomplishments

Accomplishment Narrative

Year # Benefiting

UGLG:

Grant Year: 2019

Project: 0001 - 2019 CD

Objective:

IDIS Activity: 45258 - 7219060 Cactus

Outcome:

Activity to prevent, prepare for, and respond to Coronavirus: No

Status: Open

Matrix Code: General Program Administration (21A)

Location:

National Objective:

Initial Funding Date: 11/20/2019

Description:

Financing:

local admin

Funded Amount: \$17,750.00

Net Drawn: \$13,025.00

Balance: \$4,725.00

Proposed Accomplishments:

: 0

Total Population in Service Area: 0

Census Tract Percent Low / Mod: 0.00

Actual Accomplishments:

Number assisted:

	Owner		Renter		Total		Person
	Total	Hispanic	Total	Hispanic	Total	Hispanic	
White:	0	0	0	0	0	0	0
Black/African American:	0	0	0	0	0	0	0
Asian:	0	0	0	0	0	0	0
American Indian/Alaskan Native:	0	0	0	0	0	0	0
Native Hawaiian/Other Pacific Islander:	0	0	0	0	0	0	0
American Indian/Alaskan Native & White:	0	0	0	0	0	0	0
Asian White:	0	0	0	0	0	0	0
Black/African American & White:	0	0	0	0	0	0	0
American Indian/Alaskan Native & Black/African American:	0	0	0	0	0	0	0
Other multi-racial:	0	0	0	0	0	0	0
Asian/Pacific Islander:	0	0	0	0	0	0	0
Hispanic:	0	0	0	0	0	0	0
Total:	0	0	0	0	0	0	0

Female-headed Households: 0 0 0

Income Category:

	Owner	Renter	Total	Person
Extremely Low	0	0	0	0
Low Mod	0	0	0	0
Moderate	0	0	0	0
Non Low Moderate	0	0	0	0
Total	0	0	0	0
Percent Low/Mod	0.0%	0.0%	0.0%	0.0%

Annual Accomplishments

Accomplishment Narrative

Year # Benefiting  
 UGLG: CACTUS  
 Grant Year: 2019

Project: 0001 - 2019 CD

Objective: Create suitable living environments

IDIS Activity: 45259 - 7219060 Cactus

Outcome: Sustainability

Activity to prevent, prepare for, and respond to Coronavirus: No

Status: Open

Matrix Code: Water/Sewer Improvements (03J)

Location:

PO Box 365 Cactus, TX 79013-0365

National Objective: LMA

Initial Funding Date: 11/20/2019

Financing:

Funded Amount: \$257,250.00

Net Drawn: \$243,325.00

Balance: \$13,925.00

Description:

Contractor shall install one thousand five hundred linear feet (1,500 l.f.) of twenty-seven-inch (27") gravity wastewater main, vault box, manhole, and lift station.

The wastewater main shall start approximately eight hundred eighty linear feet (880 l.f.)

Proposed Accomplishments:

People (General) : 2,990

Total Population in Service Area: 2,990

Census Tract Percent Low / Mod: 66.50

Actual Accomplishments:

Number assisted:

	Owner		Renter		Total		Person
	Total	Hispanic	Total	Hispanic	Total	Hispanic	
White:	0	0	0	0	0	0	0
Black/African American:	0	0	0	0	0	0	0
Asian:	0	0	0	0	0	0	0
American Indian/Alaskan Native:	0	0	0	0	0	0	0
Native Hawaiian/Other Pacific Islander:	0	0	0	0	0	0	0
American Indian/Alaskan Native & White:	0	0	0	0	0	0	0
Asian White:	0	0	0	0	0	0	0
Black/African American & White:	0	0	0	0	0	0	0
American Indian/Alaskan Native & Black/African American:	0	0	0	0	0	0	0
Other multi-racial:	0	0	0	0	0	0	0
Asian/Pacific Islander:	0	0	0	0	0	0	0
Hispanic:	0	0	0	0	0	0	0
Total:	0	0	0	0	0	0	0
Female-headed Households:	0		0		0		

Income Category:

	Owner	Renter	Total	Person
Extremely Low	0	0	0	0
Low Mod	0	0	0	0
Moderate	0	0	0	0
Non Low Moderate	0	0	0	0
Total	0	0	0	0
Percent Low/Mod	0.0%	0.0%	0.0%	0.0%

Annual Accomplishments

Accomplishment Narrative

Year # Benefiting

UGLG:

Grant Year: 2019

Project: 0001 - 2019 CD

Objective:

IDIS Activity: 45260 - 7219061 Cameron

Outcome:

Activity to prevent, prepare for, and respond to Coronavirus: No

Status: Open  
Location:

Matrix Code: General Program Administration (21A)

National Objective:

Initial Funding Date: 11/20/2019  
Financing:  
Funded Amount: \$30,250.00  
Net Drawn: \$27,225.00  
Balance: \$3,025.00

Description:  
local admin

Proposed Accomplishments:

: 0  
Total Population in Service Area: 0  
Census Tract Percent Low / Mod: 0.00

Actual Accomplishments:

Number assisted:

	Owner		Renter		Total		Person
	Total	Hispanic	Total	Hispanic	Total	Hispanic	
White:	0	0	0	0	0	0	0
Black/African American:	0	0	0	0	0	0	0
Asian:	0	0	0	0	0	0	0
American Indian/Alaskan Native:	0	0	0	0	0	0	0
Native Hawaiian/Other Pacific Islander:	0	0	0	0	0	0	0
American Indian/Alaskan Native & White:	0	0	0	0	0	0	0
Asian White:	0	0	0	0	0	0	0
Black/African American & White:	0	0	0	0	0	0	0
American Indian/Alaskan Native & Black/African American:	0	0	0	0	0	0	0
Other multi-racial:	0	0	0	0	0	0	0
Asian/Pacific Islander:	0	0	0	0	0	0	0
Hispanic:	0	0	0	0	0	0	0
Total:	0	0	0	0	0	0	0
Female-headed Households:	0		0		0		

Income Category:

	Owner	Renter	Total	Person
Extremely Low	0	0	0	0
Low Mod	0	0	0	0
Moderate	0	0	0	0
Non Low Moderate	0	0	0	0
Total	0	0	0	0
Percent Low/Mod	0.0%	0.0%	0.0%	0.0%

Annual Accomplishments

Accomplishment Narrative

Year # Benefiting

UGLG: CITY OF CAMERON

Grant Year: 2019

Project: 0001 - 2019 CD

Objective: Create suitable living environments

IDIS Activity: 45261 - 7219061 Cameron

Outcome: Sustainability

Activity to prevent, prepare for, and respond to Coronavirus: No

Status: Open

Matrix Code: Water/Sewer Improvements (03J)

Location:

PO Box 833 Cameron, TX 76520-0833

National Objective: LMA

Initial Funding Date: 11/20/2019

Financing:

Funded Amount: \$244,750.00

Net Drawn: \$207,415.00

Balance: \$37,335.00

Description:

Contractor shall replace one thousand three hundred thirty linear feet (1,330 l.f.) of six-inch (6") sewer line, one hundred forty linear feet (140 l.f.) of six-inch (6") force main, manhole replacement and rehabilitation, service

Proposed Accomplishments:

People (General) : 5,404

Total Population in Service Area: 5,404

Census Tract Percent Low / Mod: 72.10

Actual Accomplishments:

Number assisted:

Owner	Renter	Total
-------	--------	-------

	Total	Hispanic	Total	Hispanic	Total	Hispanic	Person
White:	0	0	0	0	0	0	0
Black/African American:	0	0	0	0	0	0	0
Asian:	0	0	0	0	0	0	0
American Indian/Alaskan Native:	0	0	0	0	0	0	0
Native Hawaiian/Other Pacific Islander:	0	0	0	0	0	0	0
American Indian/Alaskan Native & White:	0	0	0	0	0	0	0
Asian White:	0	0	0	0	0	0	0
Black/African American & White:	0	0	0	0	0	0	0
American Indian/Alaskan Native & Black/African American:	0	0	0	0	0	0	0
Other multi-racial:	0	0	0	0	0	0	0
Asian/Pacific Islander:	0	0	0	0	0	0	0
Hispanic:	0	0	0	0	0	0	0
Total:	0	0	0	0	0	0	0
Female-headed Households:	0		0		0		

Income Category:

	Owner	Renter	Total	Person
Extremely Low	0	0	0	0
Low Mod	0	0	0	0
Moderate	0	0	0	0
Non Low Moderate	0	0	0	0
Total	0	0	0	0
Percent Low/Mod	0.0%	0.0%	0.0%	0.0%

Annual Accomplishments

Accomplishment Narrative

Year # Benefiting

UGLG:

Grant Year: 2019

Project: 0001 - 2019 CD

Objective:

IDIS Activity: 45262 - 7219069 Cameron County

Outcome:

Activity to prevent, prepare for, and respond to Coronavirus: No

Status: Open

Matrix Code: General Program Administration (21A)

Location:



, -

National Objective:

Initial Funding Date: 11/20/2019  
 Financing:  
 Funded Amount: \$8,000.00  
 Net Drawn: \$4,351.30  
 Balance: \$3,648.70

Description:  
 local admin

Proposed Accomplishments:

: 0

Total Population in Service Area: 0

Census Tract Percent Low / Mod: 0.00

Actual Accomplishments:

Number assisted:

	Owner		Renter		Total		Person
	Total	Hispanic	Total	Hispanic	Total	Hispanic	
White:	0	0	0	0	0	0	0
Black/African American:	0	0	0	0	0	0	0
Asian:	0	0	0	0	0	0	0
American Indian/Alaskan Native:	0	0	0	0	0	0	0
Native Hawaiian/Other Pacific Islander:	0	0	0	0	0	0	0
American Indian/Alaskan Native & White:	0	0	0	0	0	0	0
Asian White:	0	0	0	0	0	0	0
Black/African American & White:	0	0	0	0	0	0	0
American Indian/Alaskan Native & Black/African American:	0	0	0	0	0	0	0
Other multi-racial:	0	0	0	0	0	0	0
Asian/Pacific Islander:	0	0	0	0	0	0	0
Hispanic:	0	0	0	0	0	0	0
Total:	0	0	0	0	0	0	0
Female-headed Households:	0		0		0		

Income Category:

	Owner	Renter	Total	Person
Extremely Low	0	0	0	0
Low Mod	0	0	0	0

Moderate	0	0	0	0
Non Low Moderate	0	0	0	0
Total	0	0	0	0
Percent Low/Mod	0.0%	0.0%	0.0%	0.0%

Annual Accomplishments Accomplishment Narrative

Year # Benefiting  
 UGLG: CAMERON COUNTY  
 Grant Year: 2019

Project: 0001 - 2019 CD

Objective: Create suitable living environments

IDIS Activity: 45263 - 7219069 Cameron County

Outcome: Sustainability

Activity to prevent, prepare for, and respond to Coronavirus: No

Status: Open

Matrix Code: Water/Sewer Improvements (03J)

Location:

1100 E Monroe St Brownsville, TX 78520-5883

National Objective: LMA

Initial Funding Date: 11/20/2019  
 Financing:  
 Funded Amount: \$267,000.00  
 Net Drawn: \$64,066.27  
 Balance: \$202,933.73

Description:  
 Contractor shall install four thousand eight hundred twenty linear feet (4,820 l.f.) of six-inch (6") and eight-inch (8") water lines, fire hydrants, valves, boring, one (1) six-inch (6") master meter, and all associated appurtenances.

Proposed Accomplishments:

People (General) : 258  
 Total Population in Service Area: 258  
 Census Tract Percent Low / Mod: 74.40

Actual Accomplishments:

Number assisted:

	Owner		Renter		Total		Person
	Total	Hispanic	Total	Hispanic	Total	Hispanic	
White:	0	0	0	0	0	0	0
Black/African American:	0	0	0	0	0	0	0

Asian:	0	0	0	0	0	0	0
American Indian/Alaskan Native:	0	0	0	0	0	0	0
Native Hawaiian/Other Pacific Islander:	0	0	0	0	0	0	0
American Indian/Alaskan Native & White:	0	0	0	0	0	0	0
Asian White:	0	0	0	0	0	0	0
Black/African American & White:	0	0	0	0	0	0	0
American Indian/Alaskan Native & Black/African American:	0	0	0	0	0	0	0
Other multi-racial:	0	0	0	0	0	0	0
Asian/Pacific Islander:	0	0	0	0	0	0	0
Hispanic:	0	0	0	0	0	0	0
Total:	0	0	0	0	0	0	0
Female-headed Households:	0		0		0		

Income Category:

	Owner	Renter	Total	Person
Extremely Low	0	0	0	0
Low Mod	0	0	0	0
Moderate	0	0	0	0
Non Low Moderate	0	0	0	0
Total	0	0	0	0
Percent Low/Mod	0.0%	0.0%	0.0%	0.0%

Annual Accomplishments

Accomplishment Narrative

Year # Benefiting  
 UGLG: CASS COUNTY  
 Grant Year: 2019  
 Project: 0001 - 2019 CD

Objective: Create suitable living environments

IDIS Activity: 45265 - 7219070 Cass County  
 Activity to prevent, prepare for, and respond to Coronavirus: No

Outcome: Sustainability

Status: Open  
 Location:  
 PO Box 825 Linden, TX 75563-0825

Matrix Code: Street Improvements (03K)

National Objective: LMA

Initial Funding Date: 11/20/2019

Description:

Financing:  
 Funded Amount: \$244,750.00  
 Net Drawn: \$15,400.00  
 Balance: \$229,350.00

Contractor shall install two hundred ninety square yards (290 s.y.) of headwall construction, two hundred ten linear feet (210 l.f.) of roadway, guardrails, and all associated appurtenances.

Proposed Accomplishments:  
 People (General) : 100  
 Total Population in Service Area: 100  
 Census Tract Percent Low / Mod: 72.00

Actual Accomplishments:

Number assisted:

	Owner		Renter		Total		Person
	Total	Hispanic	Total	Hispanic	Total	Hispanic	
White:	0	0	0	0	0	0	0
Black/African American:	0	0	0	0	0	0	0
Asian:	0	0	0	0	0	0	0
American Indian/Alaskan Native:	0	0	0	0	0	0	0
Native Hawaiian/Other Pacific Islander:	0	0	0	0	0	0	0
American Indian/Alaskan Native & White:	0	0	0	0	0	0	0
Asian White:	0	0	0	0	0	0	0
Black/African American & White:	0	0	0	0	0	0	0
American Indian/Alaskan Native & Black/African American:	0	0	0	0	0	0	0
Other multi-racial:	0	0	0	0	0	0	0
Asian/Pacific Islander:	0	0	0	0	0	0	0
Hispanic:	0	0	0	0	0	0	0
Total:	0	0	0	0	0	0	0
Female-headed Households:	0		0		0		

Income Category:

	Owner	Renter	Total	Person
Extremely Low	0	0	0	0
Low Mod	0	0	0	0
Moderate	0	0	0	0
Non Low Moderate	0	0	0	0
Total	0	0	0	0

Percent Low/Mod 0.0% 0.0% 0.0% 0.0%

Annual Accomplishments Accomplishment Narrative

Year # Benefiting

UGLG:

Grant Year: 2019

Project: 0001 - 2019 CD

Objective:

IDIS Activity: 45266 - 7219071 Charlotte

Outcome:

Activity to prevent, prepare for, and respond to Coronavirus: No

Status: Open

Matrix Code: General Program Administration (21A)

Location:

National Objective:

Initial Funding Date: 11/20/2019

Description:

Financing:

local admin

Funded Amount: \$4,500.00

Net Drawn: \$2,250.00

Balance: \$2,250.00

Proposed Accomplishments:

: 0

Total Population in Service Area: 0

Census Tract Percent Low / Mod: 0.00

Actual Accomplishments:

Number assisted:

	Owner		Renter		Total		Person
	Total	Hispanic	Total	Hispanic	Total	Hispanic	
White:	0	0	0	0	0	0	0
Black/African American:	0	0	0	0	0	0	0
Asian:	0	0	0	0	0	0	0
American Indian/Alaskan Native:	0	0	0	0	0	0	0
Native Hawaiian/Other Pacific Islander:	0	0	0	0	0	0	0

American Indian/Alaskan Native & White:	0	0	0	0	0	0	0
Asian White:	0	0	0	0	0	0	0
Black/African American & White:	0	0	0	0	0	0	0
American Indian/Alaskan Native & Black/African American:	0	0	0	0	0	0	0
Other multi-racial:	0	0	0	0	0	0	0
Asian/Pacific Islander:	0	0	0	0	0	0	0
Hispanic:	0	0	0	0	0	0	0
Total:	0	0	0	0	0	0	0
Female-headed Households:	0		0		0		

Income Category:

	Owner	Renter	Total	Person
Extremely Low	0	0	0	0
Low Mod	0	0	0	0
Moderate	0	0	0	0
Non Low Moderate	0	0	0	0
Total	0	0	0	0
Percent Low/Mod	0.0%	0.0%	0.0%	0.0%

Annual Accomplishments

Accomplishment Narrative

Year # Benefiting

UGLG: CHARLOTTE

Grant Year: 2019

Project: 0001 - 2019 CD

Objective: Create suitable living environments

IDIS Activity: 45267 - 7219071 Charlotte

Outcome: Sustainability

Activity to prevent, prepare for, and respond to Coronavirus: No

Status: Open

Matrix Code: Water/Sewer Improvements (03J)

Location:

PO Box 216 Charlotte, TX 78011-0216

National Objective: LMA

Initial Funding Date: 11/20/2019

Financing:

Funded Amount: \$270,500.00

Net Drawn: \$168,983.20

Description:

Contractor shall construct one (1) one hundred fifty thousand-gallon (150,000 gal.) ground storage tank, piping, and all necessary appurtenances.

Construction will take place at the city water plant located at the intersection of King

Balance: \$101,516.80

Proposed Accomplishments:

People (General) : 1,195

Total Population in Service Area: 1,195

Census Tract Percent Low / Mod: 64.00

Actual Accomplishments:

Number assisted:

	Owner		Renter		Total		Person
	Total	Hispanic	Total	Hispanic	Total	Hispanic	
White:	0	0	0	0	0	0	0
Black/African American:	0	0	0	0	0	0	0
Asian:	0	0	0	0	0	0	0
American Indian/Alaskan Native:	0	0	0	0	0	0	0
Native Hawaiian/Other Pacific Islander:	0	0	0	0	0	0	0
American Indian/Alaskan Native & White:	0	0	0	0	0	0	0
Asian White:	0	0	0	0	0	0	0
Black/African American & White:	0	0	0	0	0	0	0
American Indian/Alaskan Native & Black/African American:	0	0	0	0	0	0	0
Other multi-racial:	0	0	0	0	0	0	0
Asian/Pacific Islander:	0	0	0	0	0	0	0
Hispanic:	0	0	0	0	0	0	0
Total:	0	0	0	0	0	0	0
Female-headed Households:	0		0		0		

Income Category:

	Owner	Renter	Total	Person
Extremely Low	0	0	0	0
Low Mod	0	0	0	0
Moderate	0	0	0	0
Non Low Moderate	0	0	0	0
Total	0	0	0	0
Percent Low/Mod	0.0%	0.0%	0.0%	0.0%

Annual Accomplishments

Accomplishment Narrative

Year # Benefiting

UGLG:  
Grant Year: 2019  
Project: 0001 - 2019 CD

Objective:

IDIS Activity: 45268 - 7219079 Clint  
Activity to prevent, prepare for, and respond to Coronavirus: No

Outcome:

Status: Open  
Location:

Matrix Code: General Program Administration (21A)

National Objective:

Initial Funding Date: 11/21/2019  
Financing:  
Funded Amount: \$30,250.00  
Net Drawn: \$27,225.00  
Balance: \$3,025.00

Description:  
local admin

Proposed Accomplishments:  
: 0

Total Population in Service Area: 0  
Census Tract Percent Low / Mod: 0.00

Actual Accomplishments:

Number assisted:

	Owner		Renter		Total		Person
	Total	Hispanic	Total	Hispanic	Total	Hispanic	
White:	0	0	0	0	0	0	0
Black/African American:	0	0	0	0	0	0	0
Asian:	0	0	0	0	0	0	0
American Indian/Alaskan Native:	0	0	0	0	0	0	0
Native Hawaiian/Other Pacific Islander:	0	0	0	0	0	0	0
American Indian/Alaskan Native & White:	0	0	0	0	0	0	0
Asian White:	0	0	0	0	0	0	0
Black/African American & White:	0	0	0	0	0	0	0
American Indian/Alaskan Native & Black/African American:	0	0	0	0	0	0	0



Other multi-racial:	0	0	0	0	0	0	0
Asian/Pacific Islander:	0	0	0	0	0	0	0
Hispanic:	0	0	0	0	0	0	0
Total:	0	0	0	0	0	0	0
Female-headed Households:	0		0		0		

Income Category:				
	Owner	Renter	Total	Person
Extremely Low	0	0	0	0
Low Mod	0	0	0	0
Moderate	0	0	0	0
Non Low Moderate	0	0	0	0
Total	0	0	0	0
Percent Low/Mod	0.0%	0.0%	0.0%	0.0%

Annual Accomplishments      Accomplishment Narrative

Year      # Benefiting

UGLG:      CLINT

Grant Year:      2019

Project:      0001 - 2019 CD

IDIS Activity:      45270 - 7219079 Clint

Activity to prevent, prepare for, and respond to Coronavirus:      No

Status:      Open

Location:

PO Box 350 Clint, TX 79836-0350

Objective:      Create suitable living environments

Outcome:      Sustainability

Matrix Code:      Street Improvements (03K)

National Objective:      LMA

Initial Funding Date:      11/21/2019

Financing:

Funded Amount:      \$244,750.00

Net Drawn:      \$239,124.00

Balance:      \$5,626.00

Description:

Contractor shall reconstruct one thousand four hundred fifty linear feet (1,450 l.f.) of street utilizing Hot Mix Asphaltic Cement, base material, four hundred ten linear feet (410 l.f.) of concrete curb, and all associated appurtenances.

Proposed Accomplishments:

People (General) : 29  
 Total Population in Service Area: 29  
 Census Tract Percent Low / Mod: 89.60

Actual Accomplishments:

Number assisted:

	Owner		Renter		Total		Person
	Total	Hispanic	Total	Hispanic	Total	Hispanic	
White:	0	0	0	0	0	0	0
Black/African American:	0	0	0	0	0	0	0
Asian:	0	0	0	0	0	0	0
American Indian/Alaskan Native:	0	0	0	0	0	0	0
Native Hawaiian/Other Pacific Islander:	0	0	0	0	0	0	0
American Indian/Alaskan Native & White:	0	0	0	0	0	0	0
Asian White:	0	0	0	0	0	0	0
Black/African American & White:	0	0	0	0	0	0	0
American Indian/Alaskan Native & Black/African American:	0	0	0	0	0	0	0
Other multi-racial:	0	0	0	0	0	0	0
Asian/Pacific Islander:	0	0	0	0	0	0	0
Hispanic:	0	0	0	0	0	0	0
Total:	0	0	0	0	0	0	0
Female-headed Households:	0		0		0		

Income Category:

	Owner	Renter	Total	Person
Extremely Low	0	0	0	0
Low Mod	0	0	0	0
Moderate	0	0	0	0
Non Low Moderate	0	0	0	0
Total	0	0	0	0
Percent Low/Mod	0.0%	0.0%	0.0%	0.0%

Annual Accomplishments Accomplishment Narrative

Year # Benefiting

UGLG:  
 Grant Year: 2019

Project: 0001 - 2019 CD

Objective:

IDIS Activity: 45271 - 7219080 Cochran County

Outcome:

Activity to prevent, prepare for, and respond to Coronavirus: No

Status: Open

Matrix Code: General Program Administration (21A)

Location:

National Objective:

Initial Funding Date: 11/21/2019

Description:

Financing:

local admin

Funded Amount: \$27,000.00

Net Drawn: \$12,150.00

Balance: \$14,850.00

Proposed Accomplishments:

: 0

Total Population in Service Area: 0

Census Tract Percent Low / Mod: 0.00

Actual Accomplishments:

Number assisted:

	Owner		Renter		Total		Person
	Total	Hispanic	Total	Hispanic	Total	Hispanic	
White:	0	0	0	0	0	0	0
Black/African American:	0	0	0	0	0	0	0
Asian:	0	0	0	0	0	0	0
American Indian/Alaskan Native:	0	0	0	0	0	0	0
Native Hawaiian/Other Pacific Islander:	0	0	0	0	0	0	0
American Indian/Alaskan Native & White:	0	0	0	0	0	0	0
Asian White:	0	0	0	0	0	0	0
Black/African American & White:	0	0	0	0	0	0	0
American Indian/Alaskan Native & Black/African American:	0	0	0	0	0	0	0
Other multi-racial:	0	0	0	0	0	0	0
Asian/Pacific Islander:	0	0	0	0	0	0	0

Hispanic:	0	0	0	0	0	0	0
Total:	0	0	0	0	0	0	0
Female-headed Households:	0		0		0		

Income Category:

	Owner	Renter	Total	Person
Extremely Low	0	0	0	0
Low Mod	0	0	0	0
Moderate	0	0	0	0
Non Low Moderate	0	0	0	0
Total	0	0	0	0
Percent Low/Mod	0.0%	0.0%	0.0%	0.0%

Annual Accomplishments

Accomplishment Narrative

Year: # Benefiting  
 UGLG: Cochran County  
 Grant Year: 2019  
 Project: 0001 - 2019 CD

Objective: Create suitable living environments

IDIS Activity: 45272 - 7219080 Cochran County  
 Activity to prevent, prepare for, and respond to Coronavirus: No

Outcome: Sustainability

Status: Open  
 Location:  
 100 N Main St Morton, TX 79346-2500

Matrix Code: Water/Sewer Improvements (03J)

National Objective: LMA

Initial Funding Date: 11/21/2019  
 Financing:  
 Funded Amount: \$248,000.00  
 Net Drawn: \$5,000.00  
 Balance: \$243,000.00

Description:  
 Contractor shall install fourteen thousand one hundred seventy-four linear feet (14,174 l.f) of two-inch (2") and four-inch (4") water line, boring, service

Proposed Accomplishments:

People (General) : 41  
 Total Population in Service Area: 41

Census Tract Percent Low / Mod: 78.00

Actual Accomplishments:

Number assisted:

	Owner		Renter		Total		Person
	Total	Hispanic	Total	Hispanic	Total	Hispanic	
White:	0	0	0	0	0	0	0
Black/African American:	0	0	0	0	0	0	0
Asian:	0	0	0	0	0	0	0
American Indian/Alaskan Native:	0	0	0	0	0	0	0
Native Hawaiian/Other Pacific Islander:	0	0	0	0	0	0	0
American Indian/Alaskan Native & White:	0	0	0	0	0	0	0
Asian White:	0	0	0	0	0	0	0
Black/African American & White:	0	0	0	0	0	0	0
American Indian/Alaskan Native & Black/African American:	0	0	0	0	0	0	0
Other multi-racial:	0	0	0	0	0	0	0
Asian/Pacific Islander:	0	0	0	0	0	0	0
Hispanic:	0	0	0	0	0	0	0
Total:	0	0	0	0	0	0	0
Female-headed Households:	0		0		0		

Income Category:

	Owner	Renter	Total	Person
Extremely Low	0	0	0	0
Low Mod	0	0	0	0
Moderate	0	0	0	0
Non Low Moderate	0	0	0	0
Total	0	0	0	0
Percent Low/Mod	0.0%	0.0%	0.0%	0.0%

Annual Accomplishments

Accomplishment Narrative

Year # Benefiting

UGLG:

Grant Year: 2019

Project: 0001 - 2019 CD

Objective:

IDIS Activity: 45276 - 7219090 Cross Plains  
 Activity to prevent, prepare for, and respond to Coronavirus: No

Outcome:

Status: Open  
 Location:

Matrix Code: General Program Administration (21A)

National Objective:

Initial Funding Date: 11/21/2019  
 Financing:  
 Funded Amount: \$30,250.00  
 Net Drawn: \$27,225.00  
 Balance: \$3,025.00

Description:  
 local admin

Proposed Accomplishments:

: 0  
 Total Population in Service Area: 0  
 Census Tract Percent Low / Mod: 0.00

Actual Accomplishments:

Number assisted:

	Owner		Renter		Total		Person
	Total	Hispanic	Total	Hispanic	Total	Hispanic	
White:	0	0	0	0	0	0	0
Black/African American:	0	0	0	0	0	0	0
Asian:	0	0	0	0	0	0	0
American Indian/Alaskan Native:	0	0	0	0	0	0	0
Native Hawaiian/Other Pacific Islander:	0	0	0	0	0	0	0
American Indian/Alaskan Native & White:	0	0	0	0	0	0	0
Asian White:	0	0	0	0	0	0	0
Black/African American & White:	0	0	0	0	0	0	0
American Indian/Alaskan Native & Black/African American:	0	0	0	0	0	0	0
Other multi-racial:	0	0	0	0	0	0	0
Asian/Pacific Islander:	0	0	0	0	0	0	0
Hispanic:	0	0	0	0	0	0	0
Total:	0	0	0	0	0	0	0

Female-headed Households: 0 0 0

Income Category:

	Owner	Renter	Total	Person
Extremely Low	0	0	0	0
Low Mod	0	0	0	0
Moderate	0	0	0	0
Non Low Moderate	0	0	0	0
Total	0	0	0	0
Percent Low/Mod	0.0%	0.0%	0.0%	0.0%

Annual Accomplishments

Accomplishment Narrative

Year # Benefiting  
 UGLG: Cross Plains  
 Grant Year: 2019  
 Project: 0001 - 2019 CD

Objective: Create suitable living environments

IDIS Activity: 45277 - 7219090 Cross Plains

Outcome: Sustainability

Activity to prevent, prepare for, and respond to Coronavirus: No

Status: Open

Matrix Code: Water/Sewer Improvements (03J)

Location:

PO Box 129 Cross Plains, TX 76443-0129

National Objective: LMA

Initial Funding Date: 11/21/2019  
 Financing:  
 Funded Amount: \$244,750.00  
 Net Drawn: \$244,235.71  
 Balance: \$514.29

Description:  
 Contractor shall install four thousand nine hundred linear feet (4,900 l.f.) of six inch (6") waterline, fire hydrants, valves, boring, service reconnections, and all associated appurtenances.

Proposed Accomplishments:

People (General) : 1,175  
 Total Population in Service Area: 1,175  
 Census Tract Percent Low / Mod: 68.50

Actual Accomplishments:

Number assisted:

	Owner		Renter		Total		Person
	Total	Hispanic	Total	Hispanic	Total	Hispanic	
White:	0	0	0	0	0	0	0
Black/African American:	0	0	0	0	0	0	0
Asian:	0	0	0	0	0	0	0
American Indian/Alaskan Native:	0	0	0	0	0	0	0
Native Hawaiian/Other Pacific Islander:	0	0	0	0	0	0	0
American Indian/Alaskan Native & White:	0	0	0	0	0	0	0
Asian White:	0	0	0	0	0	0	0
Black/African American & White:	0	0	0	0	0	0	0
American Indian/Alaskan Native & Black/African American:	0	0	0	0	0	0	0
Other multi-racial:	0	0	0	0	0	0	0
Asian/Pacific Islander:	0	0	0	0	0	0	0
Hispanic:	0	0	0	0	0	0	0
Total:	0	0	0	0	0	0	0
Female-headed Households:	0		0		0		

Income Category:

	Owner	Renter	Total	Person
Extremely Low	0	0	0	0
Low Mod	0	0	0	0
Moderate	0	0	0	0
Non Low Moderate	0	0	0	0
Total	0	0	0	0
Percent Low/Mod	0.0%	0.0%	0.0%	0.0%

Annual Accomplishments

Accomplishment Narrative

Year # Benefiting

UGLG:

Grant Year: 2019

Project: 0001 - 2019 CD

Objective:

IDIS Activity: 45283 - 7219091 Cumby

Outcome:

Activity to prevent, prepare for, and respond to Coronavirus: No



Status: Open  
Location:

Matrix Code: General Program Administration (21A)

National Objective:

Initial Funding Date: 11/22/2019  
Financing:  
Funded Amount: \$30,000.00  
Net Drawn: \$21,000.00  
Balance: \$9,000.00

Description:  
local admin

Proposed Accomplishments:

: 0

Total Population in Service Area: 0

Census Tract Percent Low / Mod: 0.00

Actual Accomplishments:

Number assisted:

	Owner		Renter		Total		Person
	Total	Hispanic	Total	Hispanic	Total	Hispanic	
White:	0	0	0	0	0	0	0
Black/African American:	0	0	0	0	0	0	0
Asian:	0	0	0	0	0	0	0
American Indian/Alaskan Native:	0	0	0	0	0	0	0
Native Hawaiian/Other Pacific Islander:	0	0	0	0	0	0	0
American Indian/Alaskan Native & White:	0	0	0	0	0	0	0
Asian White:	0	0	0	0	0	0	0
Black/African American & White:	0	0	0	0	0	0	0
American Indian/Alaskan Native & Black/African American:	0	0	0	0	0	0	0
Other multi-racial:	0	0	0	0	0	0	0
Asian/Pacific Islander:	0	0	0	0	0	0	0
Hispanic:	0	0	0	0	0	0	0
Total:	0	0	0	0	0	0	0
Female-headed Households:	0		0		0		

Income Category:

	Owner	Renter	Total	Person
Extremely Low	0	0	0	0
Low Mod	0	0	0	0
Moderate	0	0	0	0
Non Low Moderate	0	0	0	0
Total	0	0	0	0
Percent Low/Mod	0.0%	0.0%	0.0%	0.0%

Annual Accomplishments

Accomplishment Narrative

Year # Benefiting  
 UGLG: CITY OF CUMBY  
 Grant Year: 2019  
 Project: 0001 - 2019 CD

Objective: Create suitable living environments

IDIS Activity: 45284 - 7219091 Cumby

Outcome: Sustainability

Activity to prevent, prepare for, and respond to Coronavirus: No

Status: Open  
 Location:

Matrix Code: Water/Sewer Improvements (03J)

PO Box 349 Cumby, TX 75433-0349

National Objective: LMA

Initial Funding Date: 11/22/2019  
 Financing:  
 Funded Amount: \$245,000.00  
 Net Drawn: \$216,825.00  
 Balance: \$28,175.00

Description:  
 Contractor shall rehabilitate two (2) lift stations, install one thousand six hundred eighty linear feet (1,680 l.f.) of four-inch (4") sewer force main, generator, electrical controls and all associated appurtenances.

Proposed Accomplishments:

People (General) : 553  
 Total Population in Service Area: 553  
 Census Tract Percent Low / Mod: 54.90

Actual Accomplishments:

Number assisted:

Owner	Renter	Total
-------	--------	-------

	Total	Hispanic	Total	Hispanic	Total	Hispanic	Person
White:	0	0	0	0	0	0	0
Black/African American:	0	0	0	0	0	0	0
Asian:	0	0	0	0	0	0	0
American Indian/Alaskan Native:	0	0	0	0	0	0	0
Native Hawaiian/Other Pacific Islander:	0	0	0	0	0	0	0
American Indian/Alaskan Native & White:	0	0	0	0	0	0	0
Asian White:	0	0	0	0	0	0	0
Black/African American & White:	0	0	0	0	0	0	0
American Indian/Alaskan Native & Black/African American:	0	0	0	0	0	0	0
Other multi-racial:	0	0	0	0	0	0	0
Asian/Pacific Islander:	0	0	0	0	0	0	0
Hispanic:	0	0	0	0	0	0	0
Total:	0	0	0	0	0	0	0
Female-headed Households:	0		0		0		

Income Category:

	Owner	Renter	Total	Person
Extremely Low	0	0	0	0
Low Mod	0	0	0	0
Moderate	0	0	0	0
Non Low Moderate	0	0	0	0
Total	0	0	0	0
Percent Low/Mod	0.0%	0.0%	0.0%	0.0%

Annual Accomplishments

Accomplishment Narrative

Year # Benefiting

UGLG:

Grant Year: 2019

Project: 0001 - 2019 CD

Objective:

IDIS Activity: 45294 - 7219099 Daingerfield

Outcome:

Activity to prevent, prepare for, and respond to Coronavirus: No

Status: Open

Matrix Code: General Program Administration (21A)

Location:

, -

National Objective:

Initial Funding Date: 12/04/2019  
 Financing:  
 Funded Amount: \$30,250.00  
 Net Drawn: \$18,150.00  
 Balance: \$12,100.00

Description:  
local admin

Proposed Accomplishments:

: 0

Total Population in Service Area: 0

Census Tract Percent Low / Mod: 0.00

Actual Accomplishments:

Number assisted:

	Owner		Renter		Total		Person
	Total	Hispanic	Total	Hispanic	Total	Hispanic	
White:	0	0	0	0	0	0	0
Black/African American:	0	0	0	0	0	0	0
Asian:	0	0	0	0	0	0	0
American Indian/Alaskan Native:	0	0	0	0	0	0	0
Native Hawaiian/Other Pacific Islander:	0	0	0	0	0	0	0
American Indian/Alaskan Native & White:	0	0	0	0	0	0	0
Asian White:	0	0	0	0	0	0	0
Black/African American & White:	0	0	0	0	0	0	0
American Indian/Alaskan Native & Black/African American:	0	0	0	0	0	0	0
Other multi-racial:	0	0	0	0	0	0	0
Asian/Pacific Islander:	0	0	0	0	0	0	0
Hispanic:	0	0	0	0	0	0	0
Total:	0	0	0	0	0	0	0
Female-headed Households:	0		0		0		

Income Category:

	Owner	Renter	Total	Person
Extremely Low	0	0	0	0
Low Mod	0	0	0	0

Moderate	0	0	0	0
Non Low Moderate	0	0	0	0
Total	0	0	0	0
Percent Low/Mod	0.0%	0.0%	0.0%	0.0%

Annual Accomplishments Accomplishment Narrative

Year # Benefiting  
 UGLG: DAINGERFIELD  
 Grant Year: 2019  
 Project: 0001 - 2019 CD

Objective: Create suitable living environments

IDIS Activity: 45295 - 7219099 Daingerfield  
 Activity to prevent, prepare for, and respond to Coronavirus: No

Outcome: Sustainability

Status: Open  
 Location:  
 108 Coffey St Daingerfield, TX 75638-1704

Matrix Code: Water/Sewer Improvements (03J)

National Objective: LMA

Initial Funding Date: 12/04/2019  
 Financing:  
 Funded Amount: \$244,750.00  
 Net Drawn: \$199,145.20  
 Balance: \$45,604.80

Description:  
 Contractor shall install nine hundred linear feet (900 l.f.) of six-inch (6") water line, fire hydrants, valves, service reconnections and all associated appurtenances. Construction shall take place in the following locations:

Proposed Accomplishments:  
 People (General) : 296  
 Total Population in Service Area: 239  
 Census Tract Percent Low / Mod: 66.90

Actual Accomplishments:

Number assisted:

	Owner		Renter		Total		
	Total	Hispanic	Total	Hispanic	Total	Hispanic	Person
White:	0	0	0	0	0	0	0
Black/African American:	0	0	0	0	0	0	0

Asian:	0	0	0	0	0	0	0
American Indian/Alaskan Native:	0	0	0	0	0	0	0
Native Hawaiian/Other Pacific Islander:	0	0	0	0	0	0	0
American Indian/Alaskan Native & White:	0	0	0	0	0	0	0
Asian White:	0	0	0	0	0	0	0
Black/African American & White:	0	0	0	0	0	0	0
American Indian/Alaskan Native & Black/African American:	0	0	0	0	0	0	0
Other multi-racial:	0	0	0	0	0	0	0
Asian/Pacific Islander:	0	0	0	0	0	0	0
Hispanic:	0	0	0	0	0	0	0
Total:	0	0	0	0	0	0	0
Female-headed Households:	0		0		0		

Income Category:

	Owner	Renter	Total	Person
Extremely Low	0	0	0	0
Low Mod	0	0	0	0
Moderate	0	0	0	0
Non Low Moderate	0	0	0	0
Total	0	0	0	0
Percent Low/Mod	0.0%	0.0%	0.0%	0.0%

Annual Accomplishments

Accomplishment Narrative

Year # Benefiting

UGLG:

Grant Year: 2019

Project: 0001 - 2019 CD

Objective:

IDIS Activity: 45309 - 7219101 De Leon

Outcome:

Activity to prevent, prepare for, and respond to Coronavirus: No

Status: Open

Matrix Code: General Program Administration (21A)

Location:

National Objective:

Initial Funding Date: 12/06/2019

Description:

Financing:  
 Funded Amount: \$30,250.00  
 Net Drawn: \$27,225.00  
 Balance: \$3,025.00

local admin

Proposed Accomplishments:

: 0  
 Total Population in Service Area: 0  
 Census Tract Percent Low / Mod: 0.00

Actual Accomplishments:

Number assisted:

	Owner		Renter		Total		Person
	Total	Hispanic	Total	Hispanic	Total	Hispanic	
White:	0	0	0	0	0	0	0
Black/African American:	0	0	0	0	0	0	0
Asian:	0	0	0	0	0	0	0
American Indian/Alaskan Native:	0	0	0	0	0	0	0
Native Hawaiian/Other Pacific Islander:	0	0	0	0	0	0	0
American Indian/Alaskan Native & White:	0	0	0	0	0	0	0
Asian White:	0	0	0	0	0	0	0
Black/African American & White:	0	0	0	0	0	0	0
American Indian/Alaskan Native & Black/African American:	0	0	0	0	0	0	0
Other multi-racial:	0	0	0	0	0	0	0
Asian/Pacific Islander:	0	0	0	0	0	0	0
Hispanic:	0	0	0	0	0	0	0
Total:	0	0	0	0	0	0	0
Female-headed Households:	0		0		0		

Income Category:

	Owner	Renter	Total	Person
Extremely Low	0	0	0	0
Low Mod	0	0	0	0
Moderate	0	0	0	0
Non Low Moderate	0	0	0	0
Total	0	0	0	0

Percent Low/Mod 0.0% 0.0% 0.0% 0.0%

Annual Accomplishments Accomplishment Narrative

Year # Benefiting

UGLG: DE LEON

Grant Year: 2019

Project: 0001 - 2019 CD

Objective: Create suitable living environments

IDIS Activity: 45310 - 7219101 De Leon

Outcome: Sustainability

Activity to prevent, prepare for, and respond to Coronavirus: No

Status: Open

Matrix Code: Street Improvements (03K)

Location:

PO Box 318 De Leon, TX 76444-0485

National Objective: LMA

Initial Funding Date: 12/06/2019

Financing:

Funded Amount: \$186,801.00

Net Drawn: \$186,033.93

Balance: \$767.07

Description:

Contractor shall reconstruct one thousand linear feet (1,000 l.f) of streets utilizing two-inch (2) hot mix asphalt concrete (HMAC), six-inch (6) base materials, prime coat, and all associated appurtenances.

Proposed Accomplishments:

People (General) : 95

Total Population in Service Area: 95

Census Tract Percent Low / Mod: 78.90

Actual Accomplishments:

Number assisted:

	Owner		Renter		Total		Person
	Total	Hispanic	Total	Hispanic	Total	Hispanic	
White:	0	0	0	0	0	0	0
Black/African American:	0	0	0	0	0	0	0
Asian:	0	0	0	0	0	0	0
American Indian/Alaskan Native:	0	0	0	0	0	0	0
Native Hawaiian/Other Pacific Islander:	0	0	0	0	0	0	0



American Indian/Alaskan Native & White:	0	0	0	0	0	0	0
Asian White:	0	0	0	0	0	0	0
Black/African American & White:	0	0	0	0	0	0	0
American Indian/Alaskan Native & Black/African American:	0	0	0	0	0	0	0
Other multi-racial:	0	0	0	0	0	0	0
Asian/Pacific Islander:	0	0	0	0	0	0	0
Hispanic:	0	0	0	0	0	0	0
Total:	0	0	0	0	0	0	0
Female-headed Households:	0		0		0		

Income Category:

	Owner	Renter	Total	Person
Extremely Low	0	0	0	0
Low Mod	0	0	0	0
Moderate	0	0	0	0
Non Low Moderate	0	0	0	0
Total	0	0	0	0
Percent Low/Mod	0.0%	0.0%	0.0%	0.0%

Annual Accomplishments

Accomplishment Narrative

Year # Benefiting

UGLG:

Grant Year: 2019

Project: 0001 - 2019 CD

Objective:

IDIS Activity: 45314 - 7219109 Devers

Outcome:

Activity to prevent, prepare for, and respond to Coronavirus: No

Status: Open

Matrix Code: General Program Administration (21A)

Location:

National Objective:

Initial Funding Date: 12/06/2019

Description:

Financing:

local admin

Funded Amount: \$35,000.00

Net Drawn: \$24,500.00

Balance: \$10,500.00

Proposed Accomplishments:

: 0

Total Population in Service Area: 0

Census Tract Percent Low / Mod: 0.00

Actual Accomplishments:

Number assisted:

	Owner		Renter		Total		Person
	Total	Hispanic	Total	Hispanic	Total	Hispanic	
White:	0	0	0	0	0	0	0
Black/African American:	0	0	0	0	0	0	0
Asian:	0	0	0	0	0	0	0
American Indian/Alaskan Native:	0	0	0	0	0	0	0
Native Hawaiian/Other Pacific Islander:	0	0	0	0	0	0	0
American Indian/Alaskan Native & White:	0	0	0	0	0	0	0
Asian White:	0	0	0	0	0	0	0
Black/African American & White:	0	0	0	0	0	0	0
American Indian/Alaskan Native & Black/African American:	0	0	0	0	0	0	0
Other multi-racial:	0	0	0	0	0	0	0
Asian/Pacific Islander:	0	0	0	0	0	0	0
Hispanic:	0	0	0	0	0	0	0
Total:	0	0	0	0	0	0	0
Female-headed Households:	0		0		0		

Income Category:

	Owner	Renter	Total	Person
Extremely Low	0	0	0	0
Low Mod	0	0	0	0
Moderate	0	0	0	0
Non Low Moderate	0	0	0	0
Total	0	0	0	0
Percent Low/Mod	0.0%	0.0%	0.0%	0.0%

Annual Accomplishments      Accomplishment Narrative  
 Year      # Benefiting

UGLG: DEVERS

Grant Year: 2019

Project: 0001 - 2019 CD

Objective: Create suitable living environments

IDIS Activity: 45315 - 7219109 Devers

Outcome: Sustainability

Activity to prevent, prepare for, and respond to Coronavirus: No

Status: Open

Matrix Code: Water/Sewer Improvements (03J)

Location:

PO Box 338 Devers, TX 77538-0338

National Objective: LMA

Initial Funding Date: 12/06/2019

Financing:

Funded Amount: \$315,000.00

Net Drawn: \$92,179.50

Balance: \$222,820.50

Description:

Construction shall include replacement of chlorination equipment, clarifier mechanism, two (2) lift pumps, one (1) valve; rehabilitation of the clarifier basin; and, installation of improved electrical equipment and controls, and all associated appurtenances.

Proposed Accomplishments:

People (General) : 323

Total Population in Service Area: 323

Census Tract Percent Low / Mod: 52.00

Actual Accomplishments:

Number assisted:

	Owner		Renter		Total		Person
	Total	Hispanic	Total	Hispanic	Total	Hispanic	
White:	0	0	0	0	0	0	0
Black/African American:	0	0	0	0	0	0	0
Asian:	0	0	0	0	0	0	0
American Indian/Alaskan Native:	0	0	0	0	0	0	0
Native Hawaiian/Other Pacific Islander:	0	0	0	0	0	0	0
American Indian/Alaskan Native & White:	0	0	0	0	0	0	0
Asian White:	0	0	0	0	0	0	0
Black/African American & White:	0	0	0	0	0	0	0
American Indian/Alaskan Native & Black/African American:	0	0	0	0	0	0	0

Other multi-racial:	0	0	0	0	0	0	0
Asian/Pacific Islander:	0	0	0	0	0	0	0
Hispanic:	0	0	0	0	0	0	0
Total:	0	0	0	0	0	0	0
Female-headed Households:	0		0		0		

Income Category:

	Owner	Renter	Total	Person
Extremely Low	0	0	0	0
Low Mod	0	0	0	0
Moderate	0	0	0	0
Non Low Moderate	0	0	0	0
Total	0	0	0	0
Percent Low/Mod	0.0%	0.0%	0.0%	0.0%

Annual Accomplishments      Accomplishment Narrative

Year      # Benefiting

UGLG:

Grant Year:    2019

Project:        0001 - 2019 CD

IDIS Activity:    45322 - 7219119 Dublin

Activity to prevent, prepare for, and respond to Coronavirus:    No

Objective:

Outcome:

Matrix Code:      General Program Administration (21A)

National Objective:

Initial Funding Date:    12/09/2019

Financing:

Funded Amount:        \$50,000.00

Net Drawn:              \$45,000.00

Balance:                 \$5,000.00

Description:  
local admin

Proposed Accomplishments:

: 0

Total Population in Service Area: 0

Census Tract Percent Low / Mod: 0.00

Actual Accomplishments:

Number assisted:

	Owner		Renter		Total		Person
	Total	Hispanic	Total	Hispanic	Total	Hispanic	
White:	0	0	0	0	0	0	0
Black/African American:	0	0	0	0	0	0	0
Asian:	0	0	0	0	0	0	0
American Indian/Alaskan Native:	0	0	0	0	0	0	0
Native Hawaiian/Other Pacific Islander:	0	0	0	0	0	0	0
American Indian/Alaskan Native & White:	0	0	0	0	0	0	0
Asian White:	0	0	0	0	0	0	0
Black/African American & White:	0	0	0	0	0	0	0
American Indian/Alaskan Native & Black/African American:	0	0	0	0	0	0	0
Other multi-racial:	0	0	0	0	0	0	0
Asian/Pacific Islander:	0	0	0	0	0	0	0
Hispanic:	0	0	0	0	0	0	0
Total:	0	0	0	0	0	0	0
Female-headed Households:	0		0		0		

Income Category:

	Owner	Renter	Total	Person
Extremely Low	0	0	0	0
Low Mod	0	0	0	0
Moderate	0	0	0	0
Non Low Moderate	0	0	0	0
Total	0	0	0	0
Percent Low/Mod	0.0%	0.0%	0.0%	0.0%

Annual Accomplishments

Accomplishment Narrative

Year # Benefiting  
 UGLG: DUBLIN  
 Grant Year: 2019

Project: 0001 - 2019 CD

Objective: Create suitable living environments

IDIS Activity: 45323 - 7219119 Dublin

Outcome: Sustainability

Activity to prevent, prepare for, and respond to Coronavirus: No

Status: Open

Matrix Code: Water/Sewer Improvements (03J)

Location:

213 E Blackjack St Dublin, TX 76446-2303

National Objective: LMA

Initial Funding Date: 12/09/2019

Description:

Financing:

Contractor shall install two thousand seven hundred fifty linear feet (2,750 l.f.) of eight-inch

Funded Amount: \$450,000.00

Net Drawn: \$350,886.01

Balance: \$99,113.99

(8

Proposed Accomplishments:

People (General) : 3,685

Total Population in Service Area: 3,685

Census Tract Percent Low / Mod: 57.50

Actual Accomplishments:

Number assisted:

	Owner		Renter		Total		Person
	Total	Hispanic	Total	Hispanic	Total	Hispanic	
White:	0	0	0	0	0	0	0
Black/African American:	0	0	0	0	0	0	0
Asian:	0	0	0	0	0	0	0
American Indian/Alaskan Native:	0	0	0	0	0	0	0
Native Hawaiian/Other Pacific Islander:	0	0	0	0	0	0	0
American Indian/Alaskan Native & White:	0	0	0	0	0	0	0
Asian White:	0	0	0	0	0	0	0
Black/African American & White:	0	0	0	0	0	0	0
American Indian/Alaskan Native & Black/African American:	0	0	0	0	0	0	0
Other multi-racial:	0	0	0	0	0	0	0
Asian/Pacific Islander:	0	0	0	0	0	0	0

Hispanic:	0	0	0	0	0	0	0
Total:	0	0	0	0	0	0	0
Female-headed Households:	0		0		0		

Income Category:

	Owner	Renter	Total	Person
Extremely Low	0	0	0	0
Low Mod	0	0	0	0
Moderate	0	0	0	0
Non Low Moderate	0	0	0	0
Total	0	0	0	0
Percent Low/Mod	0.0%	0.0%	0.0%	0.0%

Annual Accomplishments

Accomplishment Narrative

Year # Benefiting

UGLG:

Grant Year: 2019

Project: 0001 - 2019 CD

Objective:

IDIS Activity: 45324 - 7219120 East Bernard

Outcome:

Activity to prevent, prepare for, and respond to Coronavirus: No

Status: Open

Matrix Code: General Program Administration (21A)

Location:

National Objective:

Initial Funding Date: 12/09/2019

Description:

Financing:

local admin

Funded Amount: \$38,500.00

Net Drawn: \$19,250.00

Balance: \$19,250.00

Proposed Accomplishments:

: 0

Total Population in Service Area: 0

Census Tract Percent Low / Mod: 0.00

Actual Accomplishments:

Number assisted:

	Owner		Renter		Total		Person
	Total	Hispanic	Total	Hispanic	Total	Hispanic	
White:	0	0	0	0	0	0	0
Black/African American:	0	0	0	0	0	0	0
Asian:	0	0	0	0	0	0	0
American Indian/Alaskan Native:	0	0	0	0	0	0	0
Native Hawaiian/Other Pacific Islander:	0	0	0	0	0	0	0
American Indian/Alaskan Native & White:	0	0	0	0	0	0	0
Asian White:	0	0	0	0	0	0	0
Black/African American & White:	0	0	0	0	0	0	0
American Indian/Alaskan Native & Black/African American:	0	0	0	0	0	0	0
Other multi-racial:	0	0	0	0	0	0	0
Asian/Pacific Islander:	0	0	0	0	0	0	0
Hispanic:	0	0	0	0	0	0	0
Total:	0	0	0	0	0	0	0
Female-headed Households:	0		0		0		

Income Category:

	Owner	Renter	Total	Person
Extremely Low	0	0	0	0
Low Mod	0	0	0	0
Moderate	0	0	0	0
Non Low Moderate	0	0	0	0
Total	0	0	0	0
Percent Low/Mod	0.0%	0.0%	0.0%	0.0%

Annual Accomplishments

Accomplishment Narrative

Year # Benefiting

UGLG:

Grant Year: 2019

Project: 0001 - 2019 CD

Objective:



IDIS Activity: 45327 - 7219121 Ector

Outcome:

Activity to prevent, prepare for, and respond to Coronavirus: No

Status: Open

Matrix Code: General Program Administration (21A)

Location:

National Objective:

Initial Funding Date: 12/09/2019

Description:

Financing:

Contractor, in conjunction with Wharton County WCID No.

Funded Amount: \$30,000.00

2, shall provide first-time sewer service connections to 13 households in the FM 1164

Net Drawn: \$27,000.00

Neighborhood in the southwest portion of the city.

Balance: \$3,000.00

Proposed Accomplishments:

: 0

Total Population in Service Area: 0

Census Tract Percent Low / Mod: 0.00

Actual Accomplishments:

Number assisted:

	Owner		Renter		Total		Person
	Total	Hispanic	Total	Hispanic	Total	Hispanic	
White:	0	0	0	0	0	0	0
Black/African American:	0	0	0	0	0	0	0
Asian:	0	0	0	0	0	0	0
American Indian/Alaskan Native:	0	0	0	0	0	0	0
Native Hawaiian/Other Pacific Islander:	0	0	0	0	0	0	0
American Indian/Alaskan Native & White:	0	0	0	0	0	0	0
Asian White:	0	0	0	0	0	0	0
Black/African American & White:	0	0	0	0	0	0	0
American Indian/Alaskan Native & Black/African American:	0	0	0	0	0	0	0
Other multi-racial:	0	0	0	0	0	0	0
Asian/Pacific Islander:	0	0	0	0	0	0	0
Hispanic:	0	0	0	0	0	0	0
Total:	0	0	0	0	0	0	0

Female-headed Households: 0 0 0

Income Category:

	Owner	Renter	Total	Person
Extremely Low	0	0	0	0
Low Mod	0	0	0	0
Moderate	0	0	0	0
Non Low Moderate	0	0	0	0
Total	0	0	0	0
Percent Low/Mod	0.0%	0.0%	0.0%	0.0%

Annual Accomplishments

Accomplishment Narrative

Year # Benefiting  
UGLG: ECTOR  
Grant Year: 2019

Project: 0001 - 2019 CD

Objective: Create suitable living environments

IDIS Activity: 45328 - 7219121 Ector

Outcome: Sustainability

Activity to prevent, prepare for, and respond to Coronavirus: No

Status: Open

Matrix Code: Water/Sewer Improvements (03J)

Location:

PO Box 188 Ector, TX 75439-0188

National Objective: LMA

Initial Funding Date: 12/09/2019  
Financing:  
Funded Amount: \$245,000.00  
Net Drawn: \$225,670.00  
Balance: \$19,330.00

Description:  
Contractor shall install three thousand linear feet (3,000 l.f.) of six-inch (6") water line, fire hydrants, service reconnections, boring, pavement repair, and all associated appurtenances.

Proposed Accomplishments:

People (General) : 88  
Total Population in Service Area: 88  
Census Tract Percent Low / Mod: 51.10

Actual Accomplishments:

Number assisted:

	Owner		Renter		Total		Person
	Total	Hispanic	Total	Hispanic	Total	Hispanic	
White:	0	0	0	0	0	0	0
Black/African American:	0	0	0	0	0	0	0
Asian:	0	0	0	0	0	0	0
American Indian/Alaskan Native:	0	0	0	0	0	0	0
Native Hawaiian/Other Pacific Islander:	0	0	0	0	0	0	0
American Indian/Alaskan Native & White:	0	0	0	0	0	0	0
Asian White:	0	0	0	0	0	0	0
Black/African American & White:	0	0	0	0	0	0	0
American Indian/Alaskan Native & Black/African American:	0	0	0	0	0	0	0
Other multi-racial:	0	0	0	0	0	0	0
Asian/Pacific Islander:	0	0	0	0	0	0	0
Hispanic:	0	0	0	0	0	0	0
Total:	0	0	0	0	0	0	0
Female-headed Households:	0		0		0		

Income Category:

	Owner	Renter	Total	Person
Extremely Low	0	0	0	0
Low Mod	0	0	0	0
Moderate	0	0	0	0
Non Low Moderate	0	0	0	0
Total	0	0	0	0
Percent Low/Mod	0.0%	0.0%	0.0%	0.0%

Annual Accomplishments

Accomplishment Narrative

Year # Benefiting

UGLG:

Grant Year: 2019

Project: 0001 - 2019 CD

Objective:

IDIS Activity: 45329 - 7219129 Eden

Outcome:

Activity to prevent, prepare for, and respond to Coronavirus: No

Status: Completed 05/07/2021  
Location:

Matrix Code: General Program Administration (21A)

National Objective:

Initial Funding Date: 12/09/2019  
Financing:  
Funded Amount: \$30,250.00  
Net Drawn: \$30,250.00  
Balance: \$0.00

Description:  
local admin

Proposed Accomplishments:

: 0

Total Population in Service Area: 0

Census Tract Percent Low / Mod: 0.00

Actual Accomplishments:

Number assisted:

	Owner		Renter		Total		Person
	Total	Hispanic	Total	Hispanic	Total	Hispanic	
White:	0	0	0	0	0	0	0
Black/African American:	0	0	0	0	0	0	0
Asian:	0	0	0	0	0	0	0
American Indian/Alaskan Native:	0	0	0	0	0	0	0
Native Hawaiian/Other Pacific Islander:	0	0	0	0	0	0	0
American Indian/Alaskan Native & White:	0	0	0	0	0	0	0
Asian White:	0	0	0	0	0	0	0
Black/African American & White:	0	0	0	0	0	0	0
American Indian/Alaskan Native & Black/African American:	0	0	0	0	0	0	0
Other multi-racial:	0	0	0	0	0	0	0
Asian/Pacific Islander:	0	0	0	0	0	0	0
Hispanic:	0	0	0	0	0	0	0
Total:	0	0	0	0	0	0	0
Female-headed Households:	0		0		0		

Income Category:

	Owner	Renter	Total	Person
Extremely Low	0	0	0	0
Low Mod	0	0	0	0
Moderate	0	0	0	0
Non Low Moderate	0	0	0	0
Total	0	0	0	0
Percent Low/Mod	0.0%	0.0%	0.0%	0.0%

Annual Accomplishments

Accomplishment Narrative

Year # Benefiting

UGLG: EDEN

Grant Year: 2019

Project: 0001 - 2019 CD

Objective: Create suitable living environments

IDIS Activity: 45330 - 7219129 Eden

Outcome: Sustainability

Activity to prevent, prepare for, and respond to Coronavirus: No

Status: Completed 04/30/2021

Matrix Code: Water/Sewer Improvements (03J)

Location:

PO Box 915 Eden, TX 76837-0915

National Objective: LMA

Initial Funding Date: 12/09/2019

Financing:

Funded Amount: \$244,750.00

Net Drawn: \$244,750.00

Balance: \$0.00

Description:

Contractor shall replace approximately three thousand three hundred seventy linear feet (3,370 l.f.) of six-inch (6) water lines, valves, fire hydrants, pavement repair, reconnections, and all associated appurtenances.

Proposed Accomplishments:

People (General) : 70

Total Population in Service Area: 70

Census Tract Percent Low / Mod: 95.70

Actual Accomplishments:

Number assisted:

Owner Renter Total

	Total	Hispanic	Total	Hispanic	Total	Hispanic	Person
White:	0	0	0	0	0	0	0
Black/African American:	0	0	0	0	0	0	0
Asian:	0	0	0	0	0	0	0
American Indian/Alaskan Native:	0	0	0	0	0	0	0
Native Hawaiian/Other Pacific Islander:	0	0	0	0	0	0	0
American Indian/Alaskan Native & White:	0	0	0	0	0	0	0
Asian White:	0	0	0	0	0	0	0
Black/African American & White:	0	0	0	0	0	0	0
American Indian/Alaskan Native & Black/African American:	0	0	0	0	0	0	0
Other multi-racial:	0	0	0	0	0	0	0
Asian/Pacific Islander:	0	0	0	0	0	0	0
Hispanic:	0	0	0	0	0	0	0
Total:	0	0	0	0	0	0	0
Female-headed Households:	0		0		0		

Income Category:

	Owner	Renter	Total	Person
Extremely Low	0	0	0	0
Low Mod	0	0	0	0
Moderate	0	0	0	0
Non Low Moderate	0	0	0	0
Total	0	0	0	0
Percent Low/Mod	0.0%	0.0%	0.0%	0.0%

Annual Accomplishments

Accomplishment Narrative

Year # Benefiting

2020 0 \$0.00

UGLG:

Grant Year: 2019

Project: 0001 - 2019 CD

Objective:

IDIS Activity: 45331 - 7219130 Edna

Outcome:

Activity to prevent, prepare for, and respond to Coronavirus: No

Status: Open

Matrix Code: General Program Administration (21A)

Location:

National Objective:

Initial Funding Date: 12/09/2019  
 Financing:  
 Funded Amount: \$30,250.00  
 Net Drawn: \$24,200.00  
 Balance: \$6,050.00

Description:  
local admin

Proposed Accomplishments:

: 0  
 Total Population in Service Area: 0  
 Census Tract Percent Low / Mod: 0.00

Actual Accomplishments:

Number assisted:

	Owner		Renter		Total		Person
	Total	Hispanic	Total	Hispanic	Total	Hispanic	
White:	0	0	0	0	0	0	0
Black/African American:	0	0	0	0	0	0	0
Asian:	0	0	0	0	0	0	0
American Indian/Alaskan Native:	0	0	0	0	0	0	0
Native Hawaiian/Other Pacific Islander:	0	0	0	0	0	0	0
American Indian/Alaskan Native & White:	0	0	0	0	0	0	0
Asian White:	0	0	0	0	0	0	0
Black/African American & White:	0	0	0	0	0	0	0
American Indian/Alaskan Native & Black/African American:	0	0	0	0	0	0	0
Other multi-racial:	0	0	0	0	0	0	0
Asian/Pacific Islander:	0	0	0	0	0	0	0
Hispanic:	0	0	0	0	0	0	0
Total:	0	0	0	0	0	0	0
Female-headed Households:	0		0		0		

Income Category:

Owner	Renter	Total	Person
-------	--------	-------	--------

Extremely Low	0	0	0	0
Low Mod	0	0	0	0
Moderate	0	0	0	0
Non Low Moderate	0	0	0	0
Total	0	0	0	0
Percent Low/Mod	0.0%	0.0%	0.0%	0.0%

Annual Accomplishments      Accomplishment Narrative

Year      # Benefiting  
 UGLG:      CITY OF EDNA  
 Grant Year:      2019  
 Project:      0001 - 2019 CD

Objective:      Create suitable living environments

IDIS Activity:      45332 - 7219130 Edna

Outcome:      Sustainability

Activity to prevent, prepare for, and respond to Coronavirus:      No

Status:      Open  
 Location:

Matrix Code:      Water/Sewer Improvements (03J)

126 W Main St      Edna, TX 77957-2725

National Objective:      LMA

Initial Funding Date:      12/09/2019  
 Financing:  
 Funded Amount:      \$244,750.00  
 Net Drawn:      \$136,108.75  
 Balance:      \$108,641.25

Description:  
 Contractor shall install one thousand six hundred seventy linear feet (1,670 l.f.) of eight-inch (8") and twelve-inch (12") sewer line, manholes, service reconnections, and all associated appurtenances.

Proposed Accomplishments:

People (General) : 326  
 Total Population in Service Area: 326  
 Census Tract Percent Low / Mod: 65.00

Actual Accomplishments:

Number assisted:

Owner		Renter		Total		Person
Total	Hispanic	Total	Hispanic	Total	Hispanic	



White:	0	0	0	0	0	0	0
Black/African American:	0	0	0	0	0	0	0
Asian:	0	0	0	0	0	0	0
American Indian/Alaskan Native:	0	0	0	0	0	0	0
Native Hawaiian/Other Pacific Islander:	0	0	0	0	0	0	0
American Indian/Alaskan Native & White:	0	0	0	0	0	0	0
Asian White:	0	0	0	0	0	0	0
Black/African American & White:	0	0	0	0	0	0	0
American Indian/Alaskan Native & Black/African American:	0	0	0	0	0	0	0
Other multi-racial:	0	0	0	0	0	0	0
Asian/Pacific Islander:	0	0	0	0	0	0	0
Hispanic:	0	0	0	0	0	0	0
Total:	0	0	0	0	0	0	0
Female-headed Households:	0		0		0		

Income Category:

	Owner	Renter	Total	Person
Extremely Low	0	0	0	0
Low Mod	0	0	0	0
Moderate	0	0	0	0
Non Low Moderate	0	0	0	0
Total	0	0	0	0
Percent Low/Mod	0.0%	0.0%	0.0%	0.0%

Annual Accomplishments

Accomplishment Narrative

Year # Benefiting

UGLG:

Grant Year: 2019

Project: 0001 - 2019 CD

Objective:

IDIS Activity: 45333 - 7219131 Elkart

Outcome:

Activity to prevent, prepare for, and respond to Coronavirus: No

Status: Open

Matrix Code: General Program Administration (21A)

Location:

National Objective:

, -

Initial Funding Date: 12/09/2019  
 Financing:  
 Funded Amount: \$21,000.00  
 Net Drawn: \$18,900.00  
 Balance: \$2,100.00

Description:  
 local admin

Proposed Accomplishments:

: 0  
 Total Population in Service Area: 0  
 Census Tract Percent Low / Mod: 0.00

Actual Accomplishments:

Number assisted:

	Owner		Renter		Total		Person
	Total	Hispanic	Total	Hispanic	Total	Hispanic	
White:	0	0	0	0	0	0	0
Black/African American:	0	0	0	0	0	0	0
Asian:	0	0	0	0	0	0	0
American Indian/Alaskan Native:	0	0	0	0	0	0	0
Native Hawaiian/Other Pacific Islander:	0	0	0	0	0	0	0
American Indian/Alaskan Native & White:	0	0	0	0	0	0	0
Asian White:	0	0	0	0	0	0	0
Black/African American & White:	0	0	0	0	0	0	0
American Indian/Alaskan Native & Black/African American:	0	0	0	0	0	0	0
Other multi-racial:	0	0	0	0	0	0	0
Asian/Pacific Islander:	0	0	0	0	0	0	0
Hispanic:	0	0	0	0	0	0	0
Total:	0	0	0	0	0	0	0
Female-headed Households:	0		0		0		

Income Category:

	Owner	Renter	Total	Person
Extremely Low	0	0	0	0
Low Mod	0	0	0	0
Moderate	0	0	0	0

Non Low Moderate	0	0	0	0
Total	0	0	0	0
Percent Low/Mod	0.0%	0.0%	0.0%	0.0%

Annual Accomplishments      Accomplishment Narrative

Year      # Benefiting  
 UGLG:      CITY OF ELKHART  
 Grant Year:      2019  
 Project:      0001 - 2019 CD

Objective:      Create suitable living environments

IDIS Activity:      45334 - 7219131 Elkart  
 Activity to prevent, prepare for, and respond to Coronavirus:      No

Outcome:      Sustainability

Status:      Open  
 Location:

Matrix Code:      Water/Sewer Improvements (03J)

PO Box 944 Elkhart, TX 75839-0944

National Objective: LMA

Initial Funding Date:      12/09/2019  
 Financing:  
 Funded Amount:      \$254,000.00  
 Net Drawn:      \$253,853.32  
 Balance:      \$146.68

Description:  
 Contractor shall replace two thousand five hundred fifty-four linear feet (2,554 l.f.) of ten-inch (10") water line, valves, fire hydrants, service reconnections, pavement repair, and all associated appurtenances.

Proposed Accomplishments:

People (General) : 1,410  
 Total Population in Service Area: 1,410  
 Census Tract Percent Low / Mod: 53.90

Actual Accomplishments:

Number assisted:

	Owner		Renter		Total		
	Total	Hispanic	Total	Hispanic	Total	Hispanic	Person
White:	0	0	0	0	0	0	0
Black/African American:	0	0	0	0	0	0	0
Asian:	0	0	0	0	0	0	0

American Indian/Alaskan Native:	0	0	0	0	0	0	0
Native Hawaiian/Other Pacific Islander:	0	0	0	0	0	0	0
American Indian/Alaskan Native & White:	0	0	0	0	0	0	0
Asian White:	0	0	0	0	0	0	0
Black/African American & White:	0	0	0	0	0	0	0
American Indian/Alaskan Native & Black/African American:	0	0	0	0	0	0	0
Other multi-racial:	0	0	0	0	0	0	0
Asian/Pacific Islander:	0	0	0	0	0	0	0
Hispanic:	0	0	0	0	0	0	0
Total:	0	0	0	0	0	0	0
Female-headed Households:	0		0		0		

Income Category:

	Owner	Renter	Total	Person
Extremely Low	0	0	0	0
Low Mod	0	0	0	0
Moderate	0	0	0	0
Non Low Moderate	0	0	0	0
Total	0	0	0	0
Percent Low/Mod	0.0%	0.0%	0.0%	0.0%

Annual Accomplishments

Accomplishment Narrative

Year # Benefiting

UGLG:

Grant Year: 2019

Project: 0001 - 2019 CD

Objective:

IDIS Activity: 45335 - 7219139 Escobares

Outcome:

Activity to prevent, prepare for, and respond to Coronavirus: No

Status: Open

Matrix Code: General Program Administration (21A)

Location:

National Objective:

Initial Funding Date: 12/09/2019

Description:

Financing:

local admin

Funded Amount: \$27,500.00  
 Net Drawn: \$24,750.00  
 Balance: \$2,750.00

Proposed Accomplishments:

: 0  
 Total Population in Service Area: 0  
 Census Tract Percent Low / Mod: 0.00

Actual Accomplishments:

Number assisted:

	Owner		Renter		Total		Person
	Total	Hispanic	Total	Hispanic	Total	Hispanic	
White:	0	0	0	0	0	0	0
Black/African American:	0	0	0	0	0	0	0
Asian:	0	0	0	0	0	0	0
American Indian/Alaskan Native:	0	0	0	0	0	0	0
Native Hawaiian/Other Pacific Islander:	0	0	0	0	0	0	0
American Indian/Alaskan Native & White:	0	0	0	0	0	0	0
Asian White:	0	0	0	0	0	0	0
Black/African American & White:	0	0	0	0	0	0	0
American Indian/Alaskan Native & Black/African American:	0	0	0	0	0	0	0
Other multi-racial:	0	0	0	0	0	0	0
Asian/Pacific Islander:	0	0	0	0	0	0	0
Hispanic:	0	0	0	0	0	0	0
Total:	0	0	0	0	0	0	0
Female-headed Households:	0		0		0		

Income Category:

	Owner	Renter	Total	Person
Extremely Low	0	0	0	0
Low Mod	0	0	0	0
Moderate	0	0	0	0
Non Low Moderate	0	0	0	0
Total	0	0	0	0
Percent Low/Mod	0.0%	0.0%	0.0%	0.0%

Annual Accomplishments Accomplishment Narrative

Year # Benefiting

UGLG: ESCOBARES

Grant Year: 2019

Project: 0001 - 2019 CD

Objective: Create suitable living environments

IDIS Activity: 45336 - 7219139 Escobares

Outcome: Sustainability

Activity to prevent, prepare for, and respond to Coronavirus: No

Status: Open

Matrix Code: Street Improvements (03K)

Location:

PO Box 907 Roma, TX 78584-0907

National Objective: LMA

Initial Funding Date: 12/09/2019

Financing:

Funded Amount: \$148,092.62

Net Drawn: \$148,092.59

Balance: \$0.03

Description:

Contractor shall reconstruct one thousand eight hundred twenty linear feet (1,820 l.f.) of streets utilizing scarification, asphalt and base mix, hot mix asphalt, driveway repair, and all associated appurtenances.

Proposed Accomplishments:

People (General) : 268

Total Population in Service Area: 162

Census Tract Percent Low / Mod: 67.20

Actual Accomplishments:

Number assisted:

	Owner		Renter		Total		Person
	Total	Hispanic	Total	Hispanic	Total	Hispanic	
White:	0	0	0	0	0	0	0
Black/African American:	0	0	0	0	0	0	0
Asian:	0	0	0	0	0	0	0
American Indian/Alaskan Native:	0	0	0	0	0	0	0
Native Hawaiian/Other Pacific Islander:	0	0	0	0	0	0	0
American Indian/Alaskan Native & White:	0	0	0	0	0	0	0
Asian White:	0	0	0	0	0	0	0

Black/African American & White:	0	0	0	0	0	0	0
American Indian/Alaskan Native & Black/African American:	0	0	0	0	0	0	0
Other multi-racial:	0	0	0	0	0	0	0
Asian/Pacific Islander:	0	0	0	0	0	0	0
Hispanic:	0	0	0	0	0	0	0
Total:	0	0	0	0	0	0	0
Female-headed Households:	0		0		0		

Income Category:

	Owner	Renter	Total	Person
Extremely Low	0	0	0	0
Low Mod	0	0	0	0
Moderate	0	0	0	0
Non Low Moderate	0	0	0	0
Total	0	0	0	0
Percent Low/Mod	0.0%	0.0%	0.0%	0.0%

Annual Accomplishments

Accomplishment Narrative

Year # Benefiting

UGLG:

Grant Year: 2019

Project: 0001 - 2019 CD

Objective:

IDIS Activity: 45341 - 7219149 Fannin County

Outcome:

Activity to prevent, prepare for, and respond to Coronavirus: No

Status: Open

Matrix Code: General Program Administration (21A)

Location:

National Objective:

Initial Funding Date: 12/09/2019

Description:

Financing:

local admin

Funded Amount: \$22,000.00

Net Drawn: \$12,850.00

Balance: \$9,150.00

Proposed Accomplishments:

: 0

Total Population in Service Area: 0

Census Tract Percent Low / Mod: 0.00

Actual Accomplishments:

Number assisted:

	Owner		Renter		Total		Person
	Total	Hispanic	Total	Hispanic	Total	Hispanic	
White:	0	0	0	0	0	0	0
Black/African American:	0	0	0	0	0	0	0
Asian:	0	0	0	0	0	0	0
American Indian/Alaskan Native:	0	0	0	0	0	0	0
Native Hawaiian/Other Pacific Islander:	0	0	0	0	0	0	0
American Indian/Alaskan Native & White:	0	0	0	0	0	0	0
Asian White:	0	0	0	0	0	0	0
Black/African American & White:	0	0	0	0	0	0	0
American Indian/Alaskan Native & Black/African American:	0	0	0	0	0	0	0
Other multi-racial:	0	0	0	0	0	0	0
Asian/Pacific Islander:	0	0	0	0	0	0	0
Hispanic:	0	0	0	0	0	0	0
Total:	0	0	0	0	0	0	0
Female-headed Households:	0		0		0		

Income Category:

	Owner	Renter	Total	Person
Extremely Low	0	0	0	0
Low Mod	0	0	0	0
Moderate	0	0	0	0
Non Low Moderate	0	0	0	0
Total	0	0	0	0
Percent Low/Mod	0.0%	0.0%	0.0%	0.0%

Annual Accomplishments

Accomplishment Narrative

Year # Benefiting  
 UGLG: FANNIN COUNTY



Grant Year: 2019  
 Project: 0001 - 2019 CD

Objective: Create suitable living environments

IDIS Activity: 45342 - 7219149 Fannin County  
 Activity to prevent, prepare for, and respond to Coronavirus: No

Outcome: Sustainability

Status: Open  
 Location:  
 101 E Sam Rayburn Dr Ste 101 Bonham, TX 75418-4348

Matrix Code: Water/Sewer Improvements (03J)

National Objective: LMA

Initial Funding Date: 12/09/2019  
 Financing:  
 Funded Amount: \$253,000.00  
 Net Drawn: \$208,066.59  
 Balance: \$44,933.41

Description:  
 Contractor shall install seventy thousand seven hundred sixty linear feet (70,760 l.f.) of four-inch (4") and six-inch (6") water line, valves, boring, and all associated appurtenances.

Proposed Accomplishments:  
 People (General) : 118  
 Total Population in Service Area: 118  
 Census Tract Percent Low / Mod: 78.80

Actual Accomplishments:

Number assisted:

	Owner		Renter		Total		Person
	Total	Hispanic	Total	Hispanic	Total	Hispanic	
White:	0	0	0	0	0	0	0
Black/African American:	0	0	0	0	0	0	0
Asian:	0	0	0	0	0	0	0
American Indian/Alaskan Native:	0	0	0	0	0	0	0
Native Hawaiian/Other Pacific Islander:	0	0	0	0	0	0	0
American Indian/Alaskan Native & White:	0	0	0	0	0	0	0
Asian White:	0	0	0	0	0	0	0
Black/African American & White:	0	0	0	0	0	0	0
American Indian/Alaskan Native & Black/African American:	0	0	0	0	0	0	0
Other multi-racial:	0	0	0	0	0	0	0

Asian/Pacific Islander:	0	0	0	0	0	0	0
Hispanic:	0	0	0	0	0	0	0
Total:	0	0	0	0	0	0	0
Female-headed Households:	0		0		0		

Income Category:

	Owner	Renter	Total	Person
Extremely Low	0	0	0	0
Low Mod	0	0	0	0
Moderate	0	0	0	0
Non Low Moderate	0	0	0	0
Total	0	0	0	0
Percent Low/Mod	0.0%	0.0%	0.0%	0.0%

Annual Accomplishments

Accomplishment Narrative

Year # Benefiting

UGLG:  
 Grant Year: 2019  
 Project: 0001 - 2019 CD

Objective:

IDIS Activity: 45343 - 7219150 Flatonia  
 Activity to prevent, prepare for, and respond to Coronavirus: No

Outcome:

Status: Open  
 Location:

Matrix Code: General Program Administration (21A)

National Objective:

Initial Funding Date: 12/09/2019  
 Financing:  
 Funded Amount: \$17,000.00  
 Net Drawn: \$15,300.00  
 Balance: \$1,700.00

Description:  
 local admin

Proposed Accomplishments:  
 : 0

Total Population in Service Area: 0  
 Census Tract Percent Low / Mod: 0.00

Actual Accomplishments:

Number assisted:

	Owner		Renter		Total		Person
	Total	Hispanic	Total	Hispanic	Total	Hispanic	
White:	0	0	0	0	0	0	0
Black/African American:	0	0	0	0	0	0	0
Asian:	0	0	0	0	0	0	0
American Indian/Alaskan Native:	0	0	0	0	0	0	0
Native Hawaiian/Other Pacific Islander:	0	0	0	0	0	0	0
American Indian/Alaskan Native & White:	0	0	0	0	0	0	0
Asian White:	0	0	0	0	0	0	0
Black/African American & White:	0	0	0	0	0	0	0
American Indian/Alaskan Native & Black/African American:	0	0	0	0	0	0	0
Other multi-racial:	0	0	0	0	0	0	0
Asian/Pacific Islander:	0	0	0	0	0	0	0
Hispanic:	0	0	0	0	0	0	0
Total:	0	0	0	0	0	0	0
Female-headed Households:	0		0		0		

Income Category:

	Owner	Renter	Total	Person
Extremely Low	0	0	0	0
Low Mod	0	0	0	0
Moderate	0	0	0	0
Non Low Moderate	0	0	0	0
Total	0	0	0	0
Percent Low/Mod	0.0%	0.0%	0.0%	0.0%

Annual Accomplishments

Accomplishment Narrative

Year # Benefiting

UGLG: FLATONIA

Grant Year: 2019

Project: 0001 - 2019 CD

Objective: Create suitable living environments

IDIS Activity: 45355 - 7219150 Flatonia  
 Activity to prevent, prepare for, and respond to Coronavirus: No

Outcome: Sustainability

Status: Open  
 Location:  
 PO Box 329 Flatonia, TX 78941-0329

Matrix Code: Water/Sewer Improvements (03J)

National Objective: LMA

Initial Funding Date: 12/11/2019  
 Financing:  
 Funded Amount: \$283,000.00  
 Net Drawn: \$283,000.00  
 Balance: \$0.00

Description:  
 Contractor shall install one thousand six hundred fifty linear feet (1,650 l.f.) of eight-inch (8") water line, valves, eighty linear feet (80 l.f.) of sixteen-inch (16") steel boring, fire hydrants, pavement repair, and all associated

Proposed Accomplishments:  
 People (General) : 1,850  
 Total Population in Service Area: 1,850  
 Census Tract Percent Low / Mod: 54.50

Actual Accomplishments:

Number assisted:

	Owner		Renter		Total		Person
	Total	Hispanic	Total	Hispanic	Total	Hispanic	
White:	0	0	0	0	0	0	0
Black/African American:	0	0	0	0	0	0	0
Asian:	0	0	0	0	0	0	0
American Indian/Alaskan Native:	0	0	0	0	0	0	0
Native Hawaiian/Other Pacific Islander:	0	0	0	0	0	0	0
American Indian/Alaskan Native & White:	0	0	0	0	0	0	0
Asian White:	0	0	0	0	0	0	0
Black/African American & White:	0	0	0	0	0	0	0
American Indian/Alaskan Native & Black/African American:	0	0	0	0	0	0	0
Other multi-racial:	0	0	0	0	0	0	0
Asian/Pacific Islander:	0	0	0	0	0	0	0
Hispanic:	0	0	0	0	0	0	0

Total: 0 0 0 0 0 0 0  
 Female-headed Households: 0 0 0 0 0 0

Income Category:

	Owner	Renter	Total	Person
Extremely Low	0	0	0	0
Low Mod	0	0	0	0
Moderate	0	0	0	0
Non Low Moderate	0	0	0	0
Total	0	0	0	0
Percent Low/Mod	0.0%	0.0%	0.0%	0.0%

Annual Accomplishments

Accomplishment Narrative

Year # Benefiting

UGLG: CITY OF FLORENCE

Grant Year: 2019

Project: 0001 - 2019 CD

Objective: Create suitable living environments

IDIS Activity: 45357 - 7219151 Florence

Outcome: Sustainability

Activity to prevent, prepare for, and respond to Coronavirus: No

Status: Open

Matrix Code: Water/Sewer Improvements (03J)

Location:

PO Box 430 Florence, TX 76527-0430

National Objective: LMA

Initial Funding Date: 12/11/2019

Financing:

Funded Amount: \$283,000.00

Net Drawn: \$283,000.00

Balance: \$0.00

Description:

Contractor shall install two thousand four hundred linear feet (2,400 l.f.) of six-inch (6") water line, gate valves, fire hydrants, service reconnections, pavement repair, and all associated appurtenances.

Proposed Accomplishments:

People (General) : 49

Total Population in Service Area: 49

Census Tract Percent Low / Mod: 87.70

Actual Accomplishments:

Number assisted:

	Owner		Renter		Total		Person
	Total	Hispanic	Total	Hispanic	Total	Hispanic	
White:	0	0	0	0	0	0	0
Black/African American:	0	0	0	0	0	0	0
Asian:	0	0	0	0	0	0	0
American Indian/Alaskan Native:	0	0	0	0	0	0	0
Native Hawaiian/Other Pacific Islander:	0	0	0	0	0	0	0
American Indian/Alaskan Native & White:	0	0	0	0	0	0	0
Asian White:	0	0	0	0	0	0	0
Black/African American & White:	0	0	0	0	0	0	0
American Indian/Alaskan Native & Black/African American:	0	0	0	0	0	0	0
Other multi-racial:	0	0	0	0	0	0	0
Asian/Pacific Islander:	0	0	0	0	0	0	0
Hispanic:	0	0	0	0	0	0	0
Total:	0	0	0	0	0	0	0
Female-headed Households:	0		0		0		

Income Category:

	Owner	Renter	Total	Person
Extremely Low	0	0	0	0
Low Mod	0	0	0	0
Moderate	0	0	0	0
Non Low Moderate	0	0	0	0
Total	0	0	0	0
Percent Low/Mod	0.0%	0.0%	0.0%	0.0%

Annual Accomplishments

Accomplishment Narrative

Year # Benefiting

UGLG:

Grant Year: 2019

Project: 0001 - 2019 CD

Objective:

IDIS Activity: 45358 - 7219159 Franklin

Outcome:

Activity to prevent, prepare for, and respond to Coronavirus: No

Status: Open

Matrix Code: General Program Administration (21A)

Location:

National Objective:

Initial Funding Date: 12/11/2019

Description:

Financing:

local admin

Funded Amount: \$30,250.00

Net Drawn: \$21,175.00

Balance: \$9,075.00

Proposed Accomplishments:

: 0

Total Population in Service Area: 0

Census Tract Percent Low / Mod: 0.00

Actual Accomplishments:

Number assisted:

	Owner		Renter		Total		Person
	Total	Hispanic	Total	Hispanic	Total	Hispanic	
White:	0	0	0	0	0	0	0
Black/African American:	0	0	0	0	0	0	0
Asian:	0	0	0	0	0	0	0
American Indian/Alaskan Native:	0	0	0	0	0	0	0
Native Hawaiian/Other Pacific Islander:	0	0	0	0	0	0	0
American Indian/Alaskan Native & White:	0	0	0	0	0	0	0
Asian White:	0	0	0	0	0	0	0
Black/African American & White:	0	0	0	0	0	0	0
American Indian/Alaskan Native & Black/African American:	0	0	0	0	0	0	0
Other multi-racial:	0	0	0	0	0	0	0
Asian/Pacific Islander:	0	0	0	0	0	0	0
Hispanic:	0	0	0	0	0	0	0
Total:	0	0	0	0	0	0	0
Female-headed Households:	0		0		0		

Income Category:

	Owner	Renter	Total	Person
Extremely Low	0	0	0	0
Low Mod	0	0	0	0
Moderate	0	0	0	0
Non Low Moderate	0	0	0	0
Total	0	0	0	0
Percent Low/Mod	0.0%	0.0%	0.0%	0.0%

Annual Accomplishments

Accomplishment Narrative

Year # Benefiting

UGLG: FRANKLIN

Grant Year: 2019

Project: 0001 - 2019 CD

Objective: Create suitable living environments

IDIS Activity: 45359 - 7219159 Franklin

Outcome: Sustainability

Activity to prevent, prepare for, and respond to Coronavirus: No

Status: Open

Matrix Code: Water/Sewer Improvements (03J)

Location:

PO Box 428 Franklin, TX 77856-0428

National Objective: LMA

Initial Funding Date: 12/11/2019

Financing:

Funded Amount: \$244,750.00

Net Drawn: \$30,475.00

Balance: \$214,275.00

Description:

Contractor shall install one (1) chlorine contact chamber, electrical controls, one (1) generator, chlorine mixing and metering equipment, chlorination building, and all associated appurtenances.

Proposed Accomplishments:

People (General) : 1,334

Total Population in Service Area: 1,334

Census Tract Percent Low / Mod: 58.70

Actual Accomplishments:

Number assisted:



	Owner		Renter		Total		Person
	Total	Hispanic	Total	Hispanic	Total	Hispanic	
White:	0	0	0	0	0	0	0
Black/African American:	0	0	0	0	0	0	0
Asian:	0	0	0	0	0	0	0
American Indian/Alaskan Native:	0	0	0	0	0	0	0
Native Hawaiian/Other Pacific Islander:	0	0	0	0	0	0	0
American Indian/Alaskan Native & White:	0	0	0	0	0	0	0
Asian White:	0	0	0	0	0	0	0
Black/African American & White:	0	0	0	0	0	0	0
American Indian/Alaskan Native & Black/African American:	0	0	0	0	0	0	0
Other multi-racial:	0	0	0	0	0	0	0
Asian/Pacific Islander:	0	0	0	0	0	0	0
Hispanic:	0	0	0	0	0	0	0
Total:	0	0	0	0	0	0	0
Female-headed Households:	0		0		0		

Income Category:

	Owner	Renter	Total	Person
Extremely Low	0	0	0	0
Low Mod	0	0	0	0
Moderate	0	0	0	0
Non Low Moderate	0	0	0	0
Total	0	0	0	0
Percent Low/Mod	0.0%	0.0%	0.0%	0.0%

Annual Accomplishments

Accomplishment Narrative

Year # Benefiting

UGLG: GOLIAD

Grant Year: 2019

Project: 0001 - 2019 CD

Objective: Create suitable living environments

IDIS Activity: 45364 - 7219161 Goliad

Outcome: Sustainability

Activity to prevent, prepare for, and respond to Coronavirus: No

Status: Open

Matrix Code: Water/Sewer Improvements (03J)

Location:

PO Box 939 Goliad, TX 77963-0939

National Objective: LMA

Initial Funding Date: 12/12/2019  
 Financing:  
 Funded Amount: \$272,250.00  
 Net Drawn: \$223,804.73  
 Balance: \$48,445.27

Description:

Contractor shall install six hundred forty linear feet (640 l.f.) of eight-inch (8") sewer line, manholes, three hundred twenty-five linear feet (325 l.f.) of four-inch (4") sewer lateral, pavement repair, and all associated appurtenances.

Proposed Accomplishments:

People (General) : 39  
 Total Population in Service Area: 16  
 Census Tract Percent Low / Mod: 62.50

Actual Accomplishments:

Number assisted:

	Owner		Renter		Total		Person
	Total	Hispanic	Total	Hispanic	Total	Hispanic	
White:	0	0	0	0	0	0	0
Black/African American:	0	0	0	0	0	0	0
Asian:	0	0	0	0	0	0	0
American Indian/Alaskan Native:	0	0	0	0	0	0	0
Native Hawaiian/Other Pacific Islander:	0	0	0	0	0	0	0
American Indian/Alaskan Native & White:	0	0	0	0	0	0	0
Asian White:	0	0	0	0	0	0	0
Black/African American & White:	0	0	0	0	0	0	0
American Indian/Alaskan Native & Black/African American:	0	0	0	0	0	0	0
Other multi-racial:	0	0	0	0	0	0	0
Asian/Pacific Islander:	0	0	0	0	0	0	0
Hispanic:	0	0	0	0	0	0	0
Total:	0	0	0	0	0	0	0
Female-headed Households:	0		0		0		

Income Category:

Owner Renter Total Person

Extremely Low	0	0	0	0
Low Mod	0	0	0	0
Moderate	0	0	0	0
Non Low Moderate	0	0	0	0
Total	0	0	0	0
Percent Low/Mod	0.0%	0.0%	0.0%	0.0%

Annual Accomplishments Accomplishment Narrative

Year # Benefiting

UGLG:  
 Grant Year: 2019  
 Project: 0001 - 2019 CD Objective:  
 IDIS Activity: 45365 - 7219169 Gordon Outcome:  
 Activity to prevent, prepare for, and respond to Coronavirus: No  
 Status: Open Matrix Code: General Program Administration (21A)  
 Location: National Objective:  
 , -

Initial Funding Date: 12/12/2019  
 Financing:  
 Funded Amount: \$50,000.00  
 Net Drawn: \$45,250.00  
 Balance: \$4,750.00

Description:  
 local admin

Proposed Accomplishments:

: 0  
 Total Population in Service Area: 0  
 Census Tract Percent Low / Mod: 0.00

Actual Accomplishments:

Number assisted:

Owner		Renter		Total		Person
Total	Hispanic	Total	Hispanic	Total	Hispanic	

White:	0	0	0	0	0	0	0
Black/African American:	0	0	0	0	0	0	0
Asian:	0	0	0	0	0	0	0
American Indian/Alaskan Native:	0	0	0	0	0	0	0
Native Hawaiian/Other Pacific Islander:	0	0	0	0	0	0	0
American Indian/Alaskan Native & White:	0	0	0	0	0	0	0
Asian White:	0	0	0	0	0	0	0
Black/African American & White:	0	0	0	0	0	0	0
American Indian/Alaskan Native & Black/African American:	0	0	0	0	0	0	0
Other multi-racial:	0	0	0	0	0	0	0
Asian/Pacific Islander:	0	0	0	0	0	0	0
Hispanic:	0	0	0	0	0	0	0
Total:	0	0	0	0	0	0	0
Female-headed Households:	0		0		0		

Income Category:

	Owner	Renter	Total	Person
Extremely Low	0	0	0	0
Low Mod	0	0	0	0
Moderate	0	0	0	0
Non Low Moderate	0	0	0	0
Total	0	0	0	0
Percent Low/Mod	0.0%	0.0%	0.0%	0.0%

Annual Accomplishments

Accomplishment Narrative

Year # Benefiting

UGLG: CITY OF GORDON

Grant Year: 2019

Project: 0001 - 2019 CD

Objective: Create suitable living environments

IDIS Activity: 45366 - 7219169 Gordon

Outcome: Sustainability

Activity to prevent, prepare for, and respond to Coronavirus: No

Status: Open

Matrix Code: Water/Sewer Improvements (03J)

Location:

PO Box 227 Gordon, TX 76453-0227

National Objective: LMA

Initial Funding Date: 12/12/2019  
 Financing:  
 Funded Amount: \$450,000.00  
 Net Drawn: \$445,364.76  
 Balance: \$4,635.24

Description:  
 Contractor shall construct one (1) backwash pond, install approximately one hundred fifty linear feet (150 l.f.) of six-inch (6) PVC piping, one (1) fifty-thousand gallon (50,000 gal.) clearwell, backwash outlet structure and meter, replace high service and filter pipe

Proposed Accomplishments:

People (General) : 282  
 Total Population in Service Area: 282  
 Census Tract Percent Low / Mod: 58.50

Actual Accomplishments:

Number assisted:

	Owner		Renter		Total		Person
	Total	Hispanic	Total	Hispanic	Total	Hispanic	
White:	0	0	0	0	0	0	0
Black/African American:	0	0	0	0	0	0	0
Asian:	0	0	0	0	0	0	0
American Indian/Alaskan Native:	0	0	0	0	0	0	0
Native Hawaiian/Other Pacific Islander:	0	0	0	0	0	0	0
American Indian/Alaskan Native & White:	0	0	0	0	0	0	0
Asian White:	0	0	0	0	0	0	0
Black/African American & White:	0	0	0	0	0	0	0
American Indian/Alaskan Native & Black/African American:	0	0	0	0	0	0	0
Other multi-racial:	0	0	0	0	0	0	0
Asian/Pacific Islander:	0	0	0	0	0	0	0
Hispanic:	0	0	0	0	0	0	0
Total:	0	0	0	0	0	0	0
Female-headed Households:	0		0		0		

Income Category:

	Owner	Renter	Total	Person
Extremely Low	0	0	0	0
Low Mod	0	0	0	0
Moderate	0	0	0	0

Non Low Moderate	0	0	0	0
Total	0	0	0	0
Percent Low/Mod	0.0%	0.0%	0.0%	0.0%

Annual Accomplishments      Accomplishment Narrative

Year      # Benefiting

UGLG:

Grant Year:    2019

Project:        0001 - 2019 CD

Objective:

IDIS Activity:    45367 - 7219170 Grandfalls

Outcome:

Activity to prevent, prepare for, and respond to Coronavirus:    No

Status:         Open

Matrix Code:      General Program Administration (21A)

Location:

National Objective:

, -

Initial Funding Date:    12/12/2019

Description:

Financing:

local admin

Funded Amount:         \$35,000.00

Net Drawn:                \$20,000.00

Balance:                  \$15,000.00

Proposed Accomplishments:

: 0

Total Population in Service Area: 0

Census Tract Percent Low / Mod: 0.00

Actual Accomplishments:

Number assisted:

	Owner		Renter		Total		
	Total	Hispanic	Total	Hispanic	Total	Hispanic	Person
White:	0	0	0	0	0	0	0
Black/African American:	0	0	0	0	0	0	0
Asian:	0	0	0	0	0	0	0

American Indian/Alaskan Native:	0	0	0	0	0	0	0
Native Hawaiian/Other Pacific Islander:	0	0	0	0	0	0	0
American Indian/Alaskan Native & White:	0	0	0	0	0	0	0
Asian White:	0	0	0	0	0	0	0
Black/African American & White:	0	0	0	0	0	0	0
American Indian/Alaskan Native & Black/African American:	0	0	0	0	0	0	0
Other multi-racial:	0	0	0	0	0	0	0
Asian/Pacific Islander:	0	0	0	0	0	0	0
Hispanic:	0	0	0	0	0	0	0
Total:	0	0	0	0	0	0	0
Female-headed Households:	0		0		0		

Income Category:

	Owner	Renter	Total	Person
Extremely Low	0	0	0	0
Low Mod	0	0	0	0
Moderate	0	0	0	0
Non Low Moderate	0	0	0	0
Total	0	0	0	0
Percent Low/Mod	0.0%	0.0%	0.0%	0.0%

Annual Accomplishments

Accomplishment Narrative

Year # Benefiting

UGLG: CITY OF GRANDFALLS

Grant Year: 2019

Project: 0001 - 2019 CD

Objective: Create suitable living environments

IDIS Activity: 45368 - 7219170 Grandfalls

Outcome: Sustainability

Activity to prevent, prepare for, and respond to Coronavirus: No

Status: Open

Matrix Code: Water/Sewer Improvements (03J)

Location:

PO Box 327 Grandfalls, TX 79742-0327

National Objective: LMA

Initial Funding Date: 12/12/2019

Description:

Financing: Contractor shall rehabilitate thirty-one (31) twelve feet (12 ft.) deep brick and mortar

Funded Amount: \$365,000.00  
 Net Drawn: \$20,650.00  
 Balance: \$344,350.00

manholes and eight (8) ten feet (10 ft.) deep brick and mortar manholes, pavement repair, and all associated appurtenances.

Proposed Accomplishments:

People (General) : 485  
 Total Population in Service Area: 485  
 Census Tract Percent Low / Mod: 60.80

Actual Accomplishments:

Number assisted:

	Owner		Renter		Total		Person
	Total	Hispanic	Total	Hispanic	Total	Hispanic	
White:	0	0	0	0	0	0	0
Black/African American:	0	0	0	0	0	0	0
Asian:	0	0	0	0	0	0	0
American Indian/Alaskan Native:	0	0	0	0	0	0	0
Native Hawaiian/Other Pacific Islander:	0	0	0	0	0	0	0
American Indian/Alaskan Native & White:	0	0	0	0	0	0	0
Asian White:	0	0	0	0	0	0	0
Black/African American & White:	0	0	0	0	0	0	0
American Indian/Alaskan Native & Black/African American:	0	0	0	0	0	0	0
Other multi-racial:	0	0	0	0	0	0	0
Asian/Pacific Islander:	0	0	0	0	0	0	0
Hispanic:	0	0	0	0	0	0	0
Total:	0	0	0	0	0	0	0
Female-headed Households:	0		0		0		

Income Category:

	Owner	Renter	Total	Person
Extremely Low	0	0	0	0
Low Mod	0	0	0	0
Moderate	0	0	0	0
Non Low Moderate	0	0	0	0
Total	0	0	0	0
Percent Low/Mod	0.0%	0.0%	0.0%	0.0%



Annual Accomplishments Accomplishment Narrative

Year # Benefiting  
 UGLG: Granite Shoals  
 Grant Year: 2019  
 Project: 0001 - 2019 CD

Objective: Create suitable living environments

IDIS Activity: 45369 - 7219171 Granite Shoals  
 Activity to prevent, prepare for, and respond to Coronavirus: No

Outcome: Sustainability

Status: Open  
 Location:  
 2221 N Phillips Ranch Rd Granite Shoals, TX 78654-2019

Matrix Code: Water/Sewer Improvements (03J)

National Objective: LMA

Initial Funding Date: 12/12/2019  
 Financing:  
 Funded Amount: \$300,000.00  
 Net Drawn: \$14,500.00  
 Balance: \$285,500.00

Description:  
 Contractor shall install one (1) chlorine dioxide system, catwalk with railing, and all associated appurtenances.  
 Construction shall take place at the water treatment plant, located at 130 Norwood Street,

Proposed Accomplishments:  
 People (General) : 4,900  
 Total Population in Service Area: 4,900  
 Census Tract Percent Low / Mod: 62.50

Actual Accomplishments:

Number assisted:

	Owner		Renter		Total		Person
	Total	Hispanic	Total	Hispanic	Total	Hispanic	
White:	0	0	0	0	0	0	0
Black/African American:	0	0	0	0	0	0	0
Asian:	0	0	0	0	0	0	0
American Indian/Alaskan Native:	0	0	0	0	0	0	0
Native Hawaiian/Other Pacific Islander:	0	0	0	0	0	0	0
American Indian/Alaskan Native & White:	0	0	0	0	0	0	0
Asian White:	0	0	0	0	0	0	0

Black/African American & White:	0	0	0	0	0	0	0
American Indian/Alaskan Native & Black/African American:	0	0	0	0	0	0	0
Other multi-racial:	0	0	0	0	0	0	0
Asian/Pacific Islander:	0	0	0	0	0	0	0
Hispanic:	0	0	0	0	0	0	0
Total:	0	0	0	0	0	0	0
Female-headed Households:	0		0		0		

Income Category:

	Owner	Renter	Total	Person
Extremely Low	0	0	0	0
Low Mod	0	0	0	0
Moderate	0	0	0	0
Non Low Moderate	0	0	0	0
Total	0	0	0	0
Percent Low/Mod	0.0%	0.0%	0.0%	0.0%

Annual Accomplishments

Accomplishment Narrative

Year # Benefiting

UGLG: GROVES

Grant Year: 2019

Project: 0001 - 2019 CD

Objective: Create suitable living environments

IDIS Activity: 45370 - 7219179 Groves

Outcome: Sustainability

Activity to prevent, prepare for, and respond to Coronavirus: No

Status: Open

Matrix Code: Water/Sewer Improvements (03J)

Location:

PO Box 846 Groves, TX 77619-0846

National Objective: LMA

Initial Funding Date: 12/12/2019

Financing:

Funded Amount: \$275,000.00

Net Drawn: \$217,363.96

Balance: \$57,636.04

Description:

Contractor shall install approximately one thousand six hundred ten linear feet (1,610 l.f.) of eight-inch (8") and one thousand five hundred eighty-one linear feet (1,581 l.f.) of ten-inch (10") sewer line utilizing pipe bursting method,

Proposed Accomplishments:

People (General) : 870

Total Population in Service Area: 870

Census Tract Percent Low / Mod: 64.90

Actual Accomplishments:

Number assisted:

	Owner		Renter		Total		Person
	Total	Hispanic	Total	Hispanic	Total	Hispanic	
White:	0	0	0	0	0	0	0
Black/African American:	0	0	0	0	0	0	0
Asian:	0	0	0	0	0	0	0
American Indian/Alaskan Native:	0	0	0	0	0	0	0
Native Hawaiian/Other Pacific Islander:	0	0	0	0	0	0	0
American Indian/Alaskan Native & White:	0	0	0	0	0	0	0
Asian White:	0	0	0	0	0	0	0
Black/African American & White:	0	0	0	0	0	0	0
American Indian/Alaskan Native & Black/African American:	0	0	0	0	0	0	0
Other multi-racial:	0	0	0	0	0	0	0
Asian/Pacific Islander:	0	0	0	0	0	0	0
Hispanic:	0	0	0	0	0	0	0
Total:	0	0	0	0	0	0	0
Female-headed Households:	0		0		0		

Income Category:

	Owner	Renter	Total	Person
Extremely Low	0	0	0	0
Low Mod	0	0	0	0
Moderate	0	0	0	0
Non Low Moderate	0	0	0	0
Total	0	0	0	0
Percent Low/Mod	0.0%	0.0%	0.0%	0.0%

Annual Accomplishments

Accomplishment Narrative

Year # Benefiting

UGLG:

Grant Year: 2019  
Project: 0001 - 2019 CD

Objective:

IDIS Activity: 45371 - 7219180 Groveton  
Activity to prevent, prepare for, and respond to Coronavirus: No

Outcome:

Status: Open  
Location:

Matrix Code: General Program Administration (21A)

National Objective:

Initial Funding Date: 12/12/2019  
Financing:  
Funded Amount: \$30,000.00  
Net Drawn: \$27,000.00  
Balance: \$3,000.00

Description:  
local admin

Proposed Accomplishments:  
: 0

Total Population in Service Area: 0  
Census Tract Percent Low / Mod: 0.00

Actual Accomplishments:

Number assisted:

	Owner		Renter		Total		Person
	Total	Hispanic	Total	Hispanic	Total	Hispanic	
White:	0	0	0	0	0	0	0
Black/African American:	0	0	0	0	0	0	0
Asian:	0	0	0	0	0	0	0
American Indian/Alaskan Native:	0	0	0	0	0	0	0
Native Hawaiian/Other Pacific Islander:	0	0	0	0	0	0	0
American Indian/Alaskan Native & White:	0	0	0	0	0	0	0
Asian White:	0	0	0	0	0	0	0
Black/African American & White:	0	0	0	0	0	0	0
American Indian/Alaskan Native & Black/African American:	0	0	0	0	0	0	0
Other multi-racial:	0	0	0	0	0	0	0

Asian/Pacific Islander:	0	0	0	0	0	0	0
Hispanic:	0	0	0	0	0	0	0
Total:	0	0	0	0	0	0	0
Female-headed Households:	0		0		0		

Income Category:

	Owner	Renter	Total	Person
Extremely Low	0	0	0	0
Low Mod	0	0	0	0
Moderate	0	0	0	0
Non Low Moderate	0	0	0	0
Total	0	0	0	0
Percent Low/Mod	0.0%	0.0%	0.0%	0.0%

Annual Accomplishments

Accomplishment Narrative

Year # Benefiting  
 UGLG: GROVETON  
 Grant Year: 2019  
 Project: 0001 - 2019 CD

Objective: Create suitable living environments

IDIS Activity: 45372 - 7219180 Groveton  
 Activity to prevent, prepare for, and respond to Coronavirus: No

Outcome: Sustainability

Status: Open  
 Location:

Matrix Code: Street Improvements (03K)

PO Box 37 Groveton, TX 75845-0037

National Objective: LMA

Initial Funding Date: 12/12/2019  
 Financing:  
 Funded Amount: \$245,000.00  
 Net Drawn: \$240,926.93  
 Balance: \$4,073.07

Description:  
 Contractor shall reconstruct approximately five hundred ten linear feet (510 l.f.) of North Magee Ave. with approximately one thousand twenty square yards (1,020 SY) of twelve-inch (12")

Proposed Accomplishments:  
 People (General) : 47

Total Population in Service Area: 47  
 Census Tract Percent Low / Mod: 65.90

Actual Accomplishments:

Number assisted:

	Owner		Renter		Total		Person
	Total	Hispanic	Total	Hispanic	Total	Hispanic	
White:	0	0	0	0	0	0	0
Black/African American:	0	0	0	0	0	0	0
Asian:	0	0	0	0	0	0	0
American Indian/Alaskan Native:	0	0	0	0	0	0	0
Native Hawaiian/Other Pacific Islander:	0	0	0	0	0	0	0
American Indian/Alaskan Native & White:	0	0	0	0	0	0	0
Asian White:	0	0	0	0	0	0	0
Black/African American & White:	0	0	0	0	0	0	0
American Indian/Alaskan Native & Black/African American:	0	0	0	0	0	0	0
Other multi-racial:	0	0	0	0	0	0	0
Asian/Pacific Islander:	0	0	0	0	0	0	0
Hispanic:	0	0	0	0	0	0	0
Total:	0	0	0	0	0	0	0
Female-headed Households:	0		0		0		

Income Category:

	Owner	Renter	Total	Person
Extremely Low	0	0	0	0
Low Mod	0	0	0	0
Moderate	0	0	0	0
Non Low Moderate	0	0	0	0
Total	0	0	0	0
Percent Low/Mod	0.0%	0.0%	0.0%	0.0%

Annual Accomplishments

Accomplishment Narrative

Year # Benefiting

UGLG:

Grant Year: 2019

Project: 0001 - 2019 CD

Objective:

IDIS Activity: 45373 - 7219181 Hamilton

Outcome:

Activity to prevent, prepare for, and respond to Coronavirus: No

Status: Open

Matrix Code: General Program Administration (21A)

Location:

National Objective:

Initial Funding Date: 12/12/2019

Description:

Financing:

local admin

Funded Amount: \$30,250.00

Net Drawn: \$27,225.00

Balance: \$3,025.00

Proposed Accomplishments:

: 0

Total Population in Service Area: 0

Census Tract Percent Low / Mod: 0.00

Actual Accomplishments:

Number assisted:

	Owner		Renter		Total		Person
	Total	Hispanic	Total	Hispanic	Total	Hispanic	
White:	0	0	0	0	0	0	0
Black/African American:	0	0	0	0	0	0	0
Asian:	0	0	0	0	0	0	0
American Indian/Alaskan Native:	0	0	0	0	0	0	0
Native Hawaiian/Other Pacific Islander:	0	0	0	0	0	0	0
American Indian/Alaskan Native & White:	0	0	0	0	0	0	0
Asian White:	0	0	0	0	0	0	0
Black/African American & White:	0	0	0	0	0	0	0
American Indian/Alaskan Native & Black/African American:	0	0	0	0	0	0	0
Other multi-racial:	0	0	0	0	0	0	0
Asian/Pacific Islander:	0	0	0	0	0	0	0
Hispanic:	0	0	0	0	0	0	0

Total: 0 0 0 0 0 0 0  
 Female-headed Households: 0 0 0 0 0 0 0

Income Category:

	Owner	Renter	Total	Person
Extremely Low	0	0	0	0
Low Mod	0	0	0	0
Moderate	0	0	0	0
Non Low Moderate	0	0	0	0
Total	0	0	0	0
Percent Low/Mod	0.0%	0.0%	0.0%	0.0%

Annual Accomplishments

Accomplishment Narrative

Year # Benefiting  
 UGLG: HAMILTON  
 Grant Year: 2019  
 Project: 0001 - 2019 CD

Objective: Create suitable living environments

IDIS Activity: 45374 - 7219181 Hamilton  
 Activity to prevent, prepare for, and respond to Coronavirus: No

Outcome: Sustainability

Status: Open  
 Location:

Matrix Code: Water/Sewer Improvements (03J)

200 E Main St Hamilton, TX 76531-1920

National Objective: LMA

Initial Funding Date: 12/12/2019  
 Financing:  
 Funded Amount: \$244,750.00  
 Net Drawn: \$234,670.00  
 Balance: \$10,080.00

Description:  
 Contractor shall replace two (2) clarifier gearboxes, two (2) base rake wear arms, three (3) RASWAS pumps, electrical controls and all related appurtenances.  
 Construction shall take place at the WWTP, located at 700 North Lloyd Street, Hamilton,

Proposed Accomplishments:

People (General) : 2,580  
 Total Population in Service Area: 2,580  
 Census Tract Percent Low / Mod: 82.40



Actual Accomplishments:

Number assisted:

	Owner		Renter		Total		Person
	Total	Hispanic	Total	Hispanic	Total	Hispanic	
White:	0	0	0	0	0	0	0
Black/African American:	0	0	0	0	0	0	0
Asian:	0	0	0	0	0	0	0
American Indian/Alaskan Native:	0	0	0	0	0	0	0
Native Hawaiian/Other Pacific Islander:	0	0	0	0	0	0	0
American Indian/Alaskan Native & White:	0	0	0	0	0	0	0
Asian White:	0	0	0	0	0	0	0
Black/African American & White:	0	0	0	0	0	0	0
American Indian/Alaskan Native & Black/African American:	0	0	0	0	0	0	0
Other multi-racial:	0	0	0	0	0	0	0
Asian/Pacific Islander:	0	0	0	0	0	0	0
Hispanic:	0	0	0	0	0	0	0
Total:	0	0	0	0	0	0	0
Female-headed Households:	0		0		0		

Income Category:

	Owner	Renter	Total	Person
Extremely Low	0	0	0	0
Low Mod	0	0	0	0
Moderate	0	0	0	0
Non Low Moderate	0	0	0	0
Total	0	0	0	0
Percent Low/Mod	0.0%	0.0%	0.0%	0.0%

Annual Accomplishments

Accomplishment Narrative

Year # Benefiting

UGLG:

Grant Year: 2019

Project: 0001 - 2019 CD

Objective:

IDIS Activity: 45377 - 7219190 Hawkins

Outcome:

Activity to prevent, prepare for, and respond to Coronavirus: No

Status: Open

Matrix Code: General Program Administration (21A)

Location:

National Objective:

Initial Funding Date: 12/12/2019

Description:

Financing:

local admin

Funded Amount: \$21,000.00

Net Drawn: \$14,700.00

Balance: \$6,300.00

Proposed Accomplishments:

: 0

Total Population in Service Area: 0

Census Tract Percent Low / Mod: 0.00

Actual Accomplishments:

Number assisted:

	Owner		Renter		Total		Person
	Total	Hispanic	Total	Hispanic	Total	Hispanic	
White:	0	0	0	0	0	0	0
Black/African American:	0	0	0	0	0	0	0
Asian:	0	0	0	0	0	0	0
American Indian/Alaskan Native:	0	0	0	0	0	0	0
Native Hawaiian/Other Pacific Islander:	0	0	0	0	0	0	0
American Indian/Alaskan Native & White:	0	0	0	0	0	0	0
Asian White:	0	0	0	0	0	0	0
Black/African American & White:	0	0	0	0	0	0	0
American Indian/Alaskan Native & Black/African American:	0	0	0	0	0	0	0
Other multi-racial:	0	0	0	0	0	0	0
Asian/Pacific Islander:	0	0	0	0	0	0	0
Hispanic:	0	0	0	0	0	0	0
Total:	0	0	0	0	0	0	0
Female-headed Households:	0		0		0		

Income Category:

	Owner	Renter	Total	Person
Extremely Low	0	0	0	0
Low Mod	0	0	0	0
Moderate	0	0	0	0
Non Low Moderate	0	0	0	0
Total	0	0	0	0
Percent Low/Mod	0.0%	0.0%	0.0%	0.0%

Annual Accomplishments

Accomplishment Narrative

Year # Benefiting

UGLG: Hawkins

Grant Year: 2019

Project: 0001 - 2019 CD

Objective: Create suitable living environments

IDIS Activity: 45378 - 7219190 Hawkins

Outcome: Sustainability

Activity to prevent, prepare for, and respond to Coronavirus: No

Status: Open

Matrix Code: Water/Sewer Improvements (03J)

Location:

PO Box 329 Hawkins, TX 75765-0329

National Objective: LMA

Initial Funding Date: 12/12/2019

Financing:

Funded Amount: \$254,000.00

Net Drawn: \$57,694.84

Balance: \$196,305.16

Description:

Contractor shall construct one (1) lift station, replace two thousand fifty linear feet (2,050 l.f.) of four-inch (4") sewer lines, electrical controls, fencing, and all associated appurtenances.

Proposed Accomplishments:

People (General) : 52

Total Population in Service Area: 52

Census Tract Percent Low / Mod: 86.50

Actual Accomplishments:

Number assisted:

	Owner		Renter		Total		Person
	Total	Hispanic	Total	Hispanic	Total	Hispanic	
White:	0	0	0	0	0	0	0
Black/African American:	0	0	0	0	0	0	0
Asian:	0	0	0	0	0	0	0
American Indian/Alaskan Native:	0	0	0	0	0	0	0
Native Hawaiian/Other Pacific Islander:	0	0	0	0	0	0	0
American Indian/Alaskan Native & White:	0	0	0	0	0	0	0
Asian White:	0	0	0	0	0	0	0
Black/African American & White:	0	0	0	0	0	0	0
American Indian/Alaskan Native & Black/African American:	0	0	0	0	0	0	0
Other multi-racial:	0	0	0	0	0	0	0
Asian/Pacific Islander:	0	0	0	0	0	0	0
Hispanic:	0	0	0	0	0	0	0
Total:	0	0	0	0	0	0	0
Female-headed Households:	0		0		0		

Income Category:

	Owner	Renter	Total	Person
Extremely Low	0	0	0	0
Low Mod	0	0	0	0
Moderate	0	0	0	0
Non Low Moderate	0	0	0	0
Total	0	0	0	0
Percent Low/Mod	0.0%	0.0%	0.0%	0.0%

Annual Accomplishments

Accomplishment Narrative

Year # Benefiting

UGLG:

Grant Year: 2019

Project: 0001 - 2019 CD

Objective:

IDIS Activity: 45379 - 7219191 Hereford

Outcome:

Activity to prevent, prepare for, and respond to Coronavirus: No

Status: Open

Matrix Code: General Program Administration (21A)

Location:

National Objective:

Initial Funding Date: 12/12/2019  
 Financing:  
 Funded Amount: \$15,000.00  
 Net Drawn: \$11,850.00  
 Balance: \$3,150.00

Description:  
local admin

Proposed Accomplishments:

: 0  
 Total Population in Service Area: 0  
 Census Tract Percent Low / Mod: 0.00

Actual Accomplishments:

Number assisted:

	Owner		Renter		Total		Person
	Total	Hispanic	Total	Hispanic	Total	Hispanic	
White:	0	0	0	0	0	0	0
Black/African American:	0	0	0	0	0	0	0
Asian:	0	0	0	0	0	0	0
American Indian/Alaskan Native:	0	0	0	0	0	0	0
Native Hawaiian/Other Pacific Islander:	0	0	0	0	0	0	0
American Indian/Alaskan Native & White:	0	0	0	0	0	0	0
Asian White:	0	0	0	0	0	0	0
Black/African American & White:	0	0	0	0	0	0	0
American Indian/Alaskan Native & Black/African American:	0	0	0	0	0	0	0
Other multi-racial:	0	0	0	0	0	0	0
Asian/Pacific Islander:	0	0	0	0	0	0	0
Hispanic:	0	0	0	0	0	0	0
Total:	0	0	0	0	0	0	0
Female-headed Households:	0		0		0		

Income Category:

Owner	Renter	Total	Person
-------	--------	-------	--------

Extremely Low	0	0	0	0
Low Mod	0	0	0	0
Moderate	0	0	0	0
Non Low Moderate	0	0	0	0
Total	0	0	0	0
Percent Low/Mod	0.0%	0.0%	0.0%	0.0%

Annual Accomplishments      Accomplishment Narrative

Year      # Benefiting  
 UGLG:      HEREFORD  
 Grant Year:      2019

Project:      0001 - 2019 CD

Objective:      Create suitable living environments

IDIS Activity:      45380 - 7219191 Hereford

Outcome:      Sustainability

Activity to prevent, prepare for, and respond to Coronavirus:      No

Status:      Open

Matrix Code:      Water/Sewer Improvements (03J)

Location:

PO Box 2277      Hereford, TX 79045-2277

National Objective:      LMA

Initial Funding Date:      12/12/2019  
 Financing:  
 Funded Amount:      \$260,000.00  
 Net Drawn:      \$207,449.40  
 Balance:      \$52,550.60

Description:  
 Contractor shall install one thousand one hundred linear feet (1,100 l.f.) of six-inch (6) water line, valves, service reconnections, pavement and driveway repairs, and all associated appurtenances.

Proposed Accomplishments:

People (General) : 171  
 Total Population in Service Area: 171  
 Census Tract Percent Low / Mod: 70.10

Actual Accomplishments:

Number assisted:

Owner		Renter		Total		Person
Total	Hispanic	Total	Hispanic	Total	Hispanic	

White:	0	0	0	0	0	0	0
Black/African American:	0	0	0	0	0	0	0
Asian:	0	0	0	0	0	0	0
American Indian/Alaskan Native:	0	0	0	0	0	0	0
Native Hawaiian/Other Pacific Islander:	0	0	0	0	0	0	0
American Indian/Alaskan Native & White:	0	0	0	0	0	0	0
Asian White:	0	0	0	0	0	0	0
Black/African American & White:	0	0	0	0	0	0	0
American Indian/Alaskan Native & Black/African American:	0	0	0	0	0	0	0
Other multi-racial:	0	0	0	0	0	0	0
Asian/Pacific Islander:	0	0	0	0	0	0	0
Hispanic:	0	0	0	0	0	0	0
Total:	0	0	0	0	0	0	0
Female-headed Households:	0		0		0		0

Income Category:

	Owner	Renter	Total	Person
Extremely Low	0	0	0	0
Low Mod	0	0	0	0
Moderate	0	0	0	0
Non Low Moderate	0	0	0	0
Total	0	0	0	0
Percent Low/Mod	0.0%	0.0%	0.0%	0.0%

Annual Accomplishments

Accomplishment Narrative

Year # Benefiting

UGLG:

Grant Year: 2019

Project: 0001 - 2019 CD

Objective:

IDIS Activity: 45381 - 7219199 Hico

Outcome:

Activity to prevent, prepare for, and respond to Coronavirus: No

Status: Open

Matrix Code: General Program Administration (21A)

Location:

National Objective:

, -

Initial Funding Date: 12/12/2019  
 Financing:  
 Funded Amount: \$30,000.00  
 Net Drawn: \$21,000.00  
 Balance: \$9,000.00

Description:  
 local admin

Proposed Accomplishments:

: 0  
 Total Population in Service Area: 0  
 Census Tract Percent Low / Mod: 0.00

Actual Accomplishments:

Number assisted:

	Owner		Renter		Total		Person
	Total	Hispanic	Total	Hispanic	Total	Hispanic	
White:	0	0	0	0	0	0	0
Black/African American:	0	0	0	0	0	0	0
Asian:	0	0	0	0	0	0	0
American Indian/Alaskan Native:	0	0	0	0	0	0	0
Native Hawaiian/Other Pacific Islander:	0	0	0	0	0	0	0
American Indian/Alaskan Native & White:	0	0	0	0	0	0	0
Asian White:	0	0	0	0	0	0	0
Black/African American & White:	0	0	0	0	0	0	0
American Indian/Alaskan Native & Black/African American:	0	0	0	0	0	0	0
Other multi-racial:	0	0	0	0	0	0	0
Asian/Pacific Islander:	0	0	0	0	0	0	0
Hispanic:	0	0	0	0	0	0	0
Total:	0	0	0	0	0	0	0
Female-headed Households:	0		0		0		

Income Category:

	Owner	Renter	Total	Person
Extremely Low	0	0	0	0
Low Mod	0	0	0	0
Moderate	0	0	0	0



Non Low Moderate	0	0	0	0
Total	0	0	0	0
Percent Low/Mod	0.0%	0.0%	0.0%	0.0%

Annual Accomplishments      Accomplishment Narrative

Year      # Benefiting

UGLG:      HICO

Grant Year:      2019

Project:      0001 - 2019 CD

Objective:      Create suitable living environments

IDIS Activity:      45382 - 7219199 Hico

Outcome:      Sustainability

Activity to prevent, prepare for, and respond to Coronavirus:      No

Status:      Open

Matrix Code:      Water/Sewer Improvements (03J)

Location:

PO Box 533      Hico, TX 76457-0533

National Objective:      LMA

Initial Funding Date:      12/12/2019

Financing:

Funded Amount:      \$245,000.00

Net Drawn:      \$138,950.70

Balance:      \$106,049.30

Description:

Contractor shall replace two thousand eight hundred linear feet (2,800 l.f.) of six-inch (6") water line, fire hydrants, boring, valves, service reconnections, pavement repair and all associated appurtenances.

Proposed Accomplishments:

People (General) : 1,480

Total Population in Service Area: 1,480

Census Tract Percent Low / Mod: 53.70

Actual Accomplishments:

Number assisted:

	Owner		Renter		Total		
	Total	Hispanic	Total	Hispanic	Total	Hispanic	Person
White:	0	0	0	0	0	0	0
Black/African American:	0	0	0	0	0	0	0
Asian:	0	0	0	0	0	0	0

American Indian/Alaskan Native:	0	0	0	0	0	0	0
Native Hawaiian/Other Pacific Islander:	0	0	0	0	0	0	0
American Indian/Alaskan Native & White:	0	0	0	0	0	0	0
Asian White:	0	0	0	0	0	0	0
Black/African American & White:	0	0	0	0	0	0	0
American Indian/Alaskan Native & Black/African American:	0	0	0	0	0	0	0
Other multi-racial:	0	0	0	0	0	0	0
Asian/Pacific Islander:	0	0	0	0	0	0	0
Hispanic:	0	0	0	0	0	0	0
Total:	0	0	0	0	0	0	0
Female-headed Households:	0		0		0		

Income Category:

	Owner	Renter	Total	Person
Extremely Low	0	0	0	0
Low Mod	0	0	0	0
Moderate	0	0	0	0
Non Low Moderate	0	0	0	0
Total	0	0	0	0
Percent Low/Mod	0.0%	0.0%	0.0%	0.0%

Annual Accomplishments

Accomplishment Narrative

Year # Benefiting  
 UGLG: HONDO  
 Grant Year: 2019  
 Project: 0001 - 2019 CD

Objective: Create suitable living environments

IDIS Activity: 45383 - 7219200 Hondo  
 Activity to prevent, prepare for, and respond to Coronavirus: No

Outcome: Sustainability

Status: Open  
 Location:  
 1600 Avenue M Hondo, TX 78861-1756

Matrix Code: Water/Sewer Improvements (03J)

National Objective: LMA

Initial Funding Date: 12/12/2019  
 Financing:

Description:  
 Contractor shall install one thousand three hundred linear feet (1,300 l.f.) of eight-inch

Funded Amount: \$275,000.00  
 Net Drawn: \$274,204.50  
 Balance: \$795.50

(8) Sewer line, manholes, service reconnections, pavement repair, and related appurtenances.

Proposed Accomplishments:

People (General) : 66  
 Total Population in Service Area: 66  
 Census Tract Percent Low / Mod: 63.60

Actual Accomplishments:

Number assisted:

	Owner		Renter		Total		Person
	Total	Hispanic	Total	Hispanic	Total	Hispanic	
White:	0	0	0	0	0	0	0
Black/African American:	0	0	0	0	0	0	0
Asian:	0	0	0	0	0	0	0
American Indian/Alaskan Native:	0	0	0	0	0	0	0
Native Hawaiian/Other Pacific Islander:	0	0	0	0	0	0	0
American Indian/Alaskan Native & White:	0	0	0	0	0	0	0
Asian White:	0	0	0	0	0	0	0
Black/African American & White:	0	0	0	0	0	0	0
American Indian/Alaskan Native & Black/African American:	0	0	0	0	0	0	0
Other multi-racial:	0	0	0	0	0	0	0
Asian/Pacific Islander:	0	0	0	0	0	0	0
Hispanic:	0	0	0	0	0	0	0
Total:	0	0	0	0	0	0	0
Female-headed Households:	0		0		0		

Income Category:

	Owner	Renter	Total	Person
Extremely Low	0	0	0	0
Low Mod	0	0	0	0
Moderate	0	0	0	0
Non Low Moderate	0	0	0	0
Total	0	0	0	0
Percent Low/Mod	0.0%	0.0%	0.0%	0.0%

Annual Accomplishments Accomplishment Narrative

Year # Benefiting

UGLG:

Grant Year: 2019

Project: 0001 - 2019 CD

Objective:

IDIS Activity: 45384 - 7219201 Hudson

Outcome:

Activity to prevent, prepare for, and respond to Coronavirus: No

Status: Open

Matrix Code: General Program Administration (21A)

Location:

National Objective:

Initial Funding Date: 12/12/2019

Description:

Financing:

local admin

Funded Amount: \$32,000.00

Net Drawn: \$28,800.00

Balance: \$3,200.00

Proposed Accomplishments:

: 0

Total Population in Service Area: 0

Census Tract Percent Low / Mod: 0.00

Actual Accomplishments:

Number assisted:

	Owner		Renter		Total		
	Total	Hispanic	Total	Hispanic	Total	Hispanic	Person
White:	0	0	0	0	0	0	0
Black/African American:	0	0	0	0	0	0	0
Asian:	0	0	0	0	0	0	0
American Indian/Alaskan Native:	0	0	0	0	0	0	0
Native Hawaiian/Other Pacific Islander:	0	0	0	0	0	0	0
American Indian/Alaskan Native & White:	0	0	0	0	0	0	0
Asian White:	0	0	0	0	0	0	0

Black/African American & White:	0	0	0	0	0	0	0
American Indian/Alaskan Native & Black/African American:	0	0	0	0	0	0	0
Other multi-racial:	0	0	0	0	0	0	0
Asian/Pacific Islander:	0	0	0	0	0	0	0
Hispanic:	0	0	0	0	0	0	0
Total:	0	0	0	0	0	0	0
Female-headed Households:	0		0		0		

Income Category:

	Owner	Renter	Total	Person
Extremely Low	0	0	0	0
Low Mod	0	0	0	0
Moderate	0	0	0	0
Non Low Moderate	0	0	0	0
Total	0	0	0	0
Percent Low/Mod	0.0%	0.0%	0.0%	0.0%

Annual Accomplishments

Accomplishment Narrative

Year # Benefiting

UGLG: Hudson

Grant Year: 2019

Project: 0001 - 2019 CD

Objective: Create suitable living environments

IDIS Activity: 45385 - 7219201 Hudson

Outcome: Sustainability

Activity to prevent, prepare for, and respond to Coronavirus: No

Status: Open

Matrix Code: Street Improvements (03K)

Location:

201 Mount Carmel Rd Lufkin, TX 75904-8661

National Objective: LMA

Initial Funding Date: 12/12/2019

Financing:

Funded Amount: \$243,000.00

Net Drawn: \$243,000.00

Balance: \$0.00

Description:

Contractor shall reconstruct one thousand six hundred seventy linear feet (1,670 l.f.) street utilizing limestone base, prime coat, hot-mixed asphaltic concrete (HMAC); one hundred linear feet (100 l.f.) of twenty-four -inch (24") reinforced concrete

Proposed Accomplishments:

People (General) : 90

Total Population in Service Area: 90

Census Tract Percent Low / Mod: 52.20

Actual Accomplishments:

Number assisted:

	Owner		Renter		Total		Person
	Total	Hispanic	Total	Hispanic	Total	Hispanic	
White:	0	0	0	0	0	0	0
Black/African American:	0	0	0	0	0	0	0
Asian:	0	0	0	0	0	0	0
American Indian/Alaskan Native:	0	0	0	0	0	0	0
Native Hawaiian/Other Pacific Islander:	0	0	0	0	0	0	0
American Indian/Alaskan Native & White:	0	0	0	0	0	0	0
Asian White:	0	0	0	0	0	0	0
Black/African American & White:	0	0	0	0	0	0	0
American Indian/Alaskan Native & Black/African American:	0	0	0	0	0	0	0
Other multi-racial:	0	0	0	0	0	0	0
Asian/Pacific Islander:	0	0	0	0	0	0	0
Hispanic:	0	0	0	0	0	0	0
Total:	0	0	0	0	0	0	0
Female-headed Households:	0		0		0		

Income Category:

	Owner	Renter	Total	Person
Extremely Low	0	0	0	0
Low Mod	0	0	0	0
Moderate	0	0	0	0
Non Low Moderate	0	0	0	0
Total	0	0	0	0
Percent Low/Mod	0.0%	0.0%	0.0%	0.0%

Annual Accomplishments

Accomplishment Narrative

Year # Benefiting

UGLG:

Grant Year: 2019  
 Project: 0001 - 2019 CD

Objective:

IDIS Activity: 45386 - 7219209 Jeff Davis County  
 Activity to prevent, prepare for, and respond to Coronavirus: No

Outcome:

Status: Open  
 Location:

Matrix Code: General Program Administration (21A)

National Objective:

Initial Funding Date: 12/12/2019  
 Financing:  
 Funded Amount: \$30,250.00  
 Net Drawn: \$24,200.00  
 Balance: \$6,050.00

Description:  
 local admin

Proposed Accomplishments:  
 : 0

Total Population in Service Area: 0  
 Census Tract Percent Low / Mod: 0.00

Actual Accomplishments:

Number assisted:

	Owner		Renter		Total		Person
	Total	Hispanic	Total	Hispanic	Total	Hispanic	
White:	0	0	0	0	0	0	0
Black/African American:	0	0	0	0	0	0	0
Asian:	0	0	0	0	0	0	0
American Indian/Alaskan Native:	0	0	0	0	0	0	0
Native Hawaiian/Other Pacific Islander:	0	0	0	0	0	0	0
American Indian/Alaskan Native & White:	0	0	0	0	0	0	0
Asian White:	0	0	0	0	0	0	0
Black/African American & White:	0	0	0	0	0	0	0
American Indian/Alaskan Native & Black/African American:	0	0	0	0	0	0	0
Other multi-racial:	0	0	0	0	0	0	0

Asian/Pacific Islander:	0	0	0	0	0	0	0
Hispanic:	0	0	0	0	0	0	0
Total:	0	0	0	0	0	0	0
Female-headed Households:	0		0		0		

Income Category:

	Owner	Renter	Total	Person
Extremely Low	0	0	0	0
Low Mod	0	0	0	0
Moderate	0	0	0	0
Non Low Moderate	0	0	0	0
Total	0	0	0	0
Percent Low/Mod	0.0%	0.0%	0.0%	0.0%

Annual Accomplishments

Accomplishment Narrative

Year # Benefiting

UGLG: JEFF DAVIS COUNTY

Grant Year: 2019

Project: 0001 - 2019 CD

Objective: Create suitable living environments

IDIS Activity: 45387 - 7219209 Jeff Davis County

Outcome: Sustainability

Activity to prevent, prepare for, and respond to Coronavirus: No

Status: Open

Matrix Code: Water/Sewer Improvements (03J)

Location:

PO Box 836 Fort Davis, TX 79734-0836

National Objective: LMA

Initial Funding Date: 12/12/2019

Financing:

Funded Amount: \$244,750.00

Net Drawn: \$111,213.79

Balance: \$133,536.21

Description:

Contractor shall install one (1) sludge drying bed, piping, and all associated appurtenances.

Construction shall take place at the wastewater treatment plant of the Fort Davis WSC,

Proposed Accomplishments:

People (General) : 636



Total Population in Service Area: 636  
 Census Tract Percent Low / Mod: 78.70

Actual Accomplishments:

Number assisted:

	Owner		Renter		Total		Person
	Total	Hispanic	Total	Hispanic	Total	Hispanic	
White:	0	0	0	0	0	0	0
Black/African American:	0	0	0	0	0	0	0
Asian:	0	0	0	0	0	0	0
American Indian/Alaskan Native:	0	0	0	0	0	0	0
Native Hawaiian/Other Pacific Islander:	0	0	0	0	0	0	0
American Indian/Alaskan Native & White:	0	0	0	0	0	0	0
Asian White:	0	0	0	0	0	0	0
Black/African American & White:	0	0	0	0	0	0	0
American Indian/Alaskan Native & Black/African American:	0	0	0	0	0	0	0
Other multi-racial:	0	0	0	0	0	0	0
Asian/Pacific Islander:	0	0	0	0	0	0	0
Hispanic:	0	0	0	0	0	0	0
Total:	0	0	0	0	0	0	0
Female-headed Households:	0		0		0		

Income Category:

	Owner	Renter	Total	Person
Extremely Low	0	0	0	0
Low Mod	0	0	0	0
Moderate	0	0	0	0
Non Low Moderate	0	0	0	0
Total	0	0	0	0
Percent Low/Mod	0.0%	0.0%	0.0%	0.0%

Annual Accomplishments

Accomplishment Narrative

Year # Benefiting  
 UGLG: JIM HOGG COUNTY  
 Grant Year: 2019  
 Project: 0001 - 2019 CD

Objective: Create suitable living environments

IDIS Activity: 45389 - 7219210 Jim Hogg County

Outcome: Sustainability

Activity to prevent, prepare for, and respond to Coronavirus: No

Status: Open

Matrix Code: Street Improvements (03K)

Location:

PO Box 729 Hebronville, TX 78361-0729

National Objective: LMA

Initial Funding Date: 12/12/2019

Description:

Financing:

Contractor shall reconstruct six hundred linear feet (600 l.f.) of streets utilizing subgrade,

Funded Amount: \$271,450.00

eight-inch (8" flexible base,

Net Drawn: \$148,996.67

prime coat, one hundred thirty-five linear feet (135 l.f.) of reinforced concrete pipe, and all

Balance: \$122,453.33

Proposed Accomplishments:

People (General) : 14

Total Population in Service Area: 14

Census Tract Percent Low / Mod: 57.10

Actual Accomplishments:

Number assisted:

	Owner		Renter		Total		Person
	Total	Hispanic	Total	Hispanic	Total	Hispanic	
White:	0	0	0	0	0	0	0
Black/African American:	0	0	0	0	0	0	0
Asian:	0	0	0	0	0	0	0
American Indian/Alaskan Native:	0	0	0	0	0	0	0
Native Hawaiian/Other Pacific Islander:	0	0	0	0	0	0	0
American Indian/Alaskan Native & White:	0	0	0	0	0	0	0
Asian White:	0	0	0	0	0	0	0
Black/African American & White:	0	0	0	0	0	0	0
American Indian/Alaskan Native & Black/African American:	0	0	0	0	0	0	0
Other multi-racial:	0	0	0	0	0	0	0
Asian/Pacific Islander:	0	0	0	0	0	0	0
Hispanic:	0	0	0	0	0	0	0

Total: 0 0 0 0 0 0 0  
 Female-headed Households: 0 0 0 0 0 0 0

Income Category:

	Owner	Renter	Total	Person
Extremely Low	0	0	0	0
Low Mod	0	0	0	0
Moderate	0	0	0	0
Non Low Moderate	0	0	0	0
Total	0	0	0	0
Percent Low/Mod	0.0%	0.0%	0.0%	0.0%

Annual Accomplishments

Accomplishment Narrative

Year # Benefiting

UGLG:

Grant Year: 2019

Project: 0001 - 2019 CD

Objective:

IDIS Activity: 45391 - 7219211 Joaquin

Outcome:

Activity to prevent, prepare for, and respond to Coronavirus: No

Status: Open

Matrix Code: General Program Administration (21A)

Location:

National Objective:

Initial Funding Date: 12/12/2019

Description:

Financing:

local admin

Funded Amount: \$30,000.00

Net Drawn: \$27,000.00

Balance: \$3,000.00

Proposed Accomplishments:

: 0

Total Population in Service Area: 0

Census Tract Percent Low / Mod: 0.00

Actual Accomplishments:

Number assisted:

	Owner		Renter		Total		Person
	Total	Hispanic	Total	Hispanic	Total	Hispanic	
White:	0	0	0	0	0	0	0
Black/African American:	0	0	0	0	0	0	0
Asian:	0	0	0	0	0	0	0
American Indian/Alaskan Native:	0	0	0	0	0	0	0
Native Hawaiian/Other Pacific Islander:	0	0	0	0	0	0	0
American Indian/Alaskan Native & White:	0	0	0	0	0	0	0
Asian White:	0	0	0	0	0	0	0
Black/African American & White:	0	0	0	0	0	0	0
American Indian/Alaskan Native & Black/African American:	0	0	0	0	0	0	0
Other multi-racial:	0	0	0	0	0	0	0
Asian/Pacific Islander:	0	0	0	0	0	0	0
Hispanic:	0	0	0	0	0	0	0
Total:	0	0	0	0	0	0	0
Female-headed Households:	0		0		0		

Income Category:

	Owner	Renter	Total	Person
Extremely Low	0	0	0	0
Low Mod	0	0	0	0
Moderate	0	0	0	0
Non Low Moderate	0	0	0	0
Total	0	0	0	0
Percent Low/Mod	0.0%	0.0%	0.0%	0.0%

Annual Accomplishments

Accomplishment Narrative

Year # Benefiting

UGLG: CITY OF JOAQUIN

Grant Year: 2019

Project: 0001 - 2019 CD

Objective: Create suitable living environments

IDIS Activity: 45392 - 7219211 Joaquin

Outcome: Sustainability

Activity to prevent, prepare for, and respond to Coronavirus: No

Status: Open

Matrix Code: Water/Sewer Improvements (03J)

Location:

PO Box 237 Joaquin, TX 75954-0237

National Objective: LMA

Initial Funding Date: 12/12/2019  
Financing:  
Funded Amount: \$245,000.00  
Net Drawn: \$242,174.00  
Balance: \$2,826.00

Description:  
Contractor shall replace existing four-inch (4") wastewater collection line with approximately two thousand nine hundred linear feet (2,900 l.f.) of six-inch (6") wastewater collection line, boring, boring and encasement, manholes,

Proposed Accomplishments:

People (General) : 830  
Total Population in Service Area: 830  
Census Tract Percent Low / Mod: 68.60

Actual Accomplishments:

Number assisted:

	Owner		Renter		Total		Person
	Total	Hispanic	Total	Hispanic	Total	Hispanic	
White:	0	0	0	0	0	0	0
Black/African American:	0	0	0	0	0	0	0
Asian:	0	0	0	0	0	0	0
American Indian/Alaskan Native:	0	0	0	0	0	0	0
Native Hawaiian/Other Pacific Islander:	0	0	0	0	0	0	0
American Indian/Alaskan Native & White:	0	0	0	0	0	0	0
Asian White:	0	0	0	0	0	0	0
Black/African American & White:	0	0	0	0	0	0	0
American Indian/Alaskan Native & Black/African American:	0	0	0	0	0	0	0
Other multi-racial:	0	0	0	0	0	0	0
Asian/Pacific Islander:	0	0	0	0	0	0	0
Hispanic:	0	0	0	0	0	0	0
Total:	0	0	0	0	0	0	0
Female-headed Households:	0		0		0		

Income Category:

	Owner	Renter	Total	Person
Extremely Low	0	0	0	0
Low Mod	0	0	0	0
Moderate	0	0	0	0
Non Low Moderate	0	0	0	0
Total	0	0	0	0
Percent Low/Mod	0.0%	0.0%	0.0%	0.0%

Annual Accomplishments

Accomplishment Narrative

Year # Benefiting

UGLG: KENEDY COUNTY

Grant Year: 2019

Project: 0001 - 2019 CD

Objective: Create suitable living environments

IDIS Activity: 45397 - 7219220 Kenedy County

Outcome: Sustainability

Activity to prevent, prepare for, and respond to Coronavirus: No

Status: Open

Matrix Code: Water/Sewer Improvements (03J)

Location:

PO Box 37 Sarita, TX 78385-0037

National Objective: LMA

Initial Funding Date: 12/12/2019

Financing:

Funded Amount: \$243,850.00

Net Drawn: \$30,550.00

Balance: \$213,300.00

Description:

Contractor shall install one (1) sewer yard service lines, mitigate all existing septic systems, one (1) water yard service line, boring, and all associated appurtenances.

TxCDBG funds shall not fund a yard service line on private property to a household that

Proposed Accomplishments:

People (General) : 237

Total Population in Service Area: 237

Census Tract Percent Low / Mod: 71.70

Actual Accomplishments:

Number assisted:

	Owner		Renter		Total		Person
	Total	Hispanic	Total	Hispanic	Total	Hispanic	
White:	0	0	0	0	0	0	0
Black/African American:	0	0	0	0	0	0	0
Asian:	0	0	0	0	0	0	0
American Indian/Alaskan Native:	0	0	0	0	0	0	0
Native Hawaiian/Other Pacific Islander:	0	0	0	0	0	0	0
American Indian/Alaskan Native & White:	0	0	0	0	0	0	0
Asian White:	0	0	0	0	0	0	0
Black/African American & White:	0	0	0	0	0	0	0
American Indian/Alaskan Native & Black/African American:	0	0	0	0	0	0	0
Other multi-racial:	0	0	0	0	0	0	0
Asian/Pacific Islander:	0	0	0	0	0	0	0
Hispanic:	0	0	0	0	0	0	0
Total:	0	0	0	0	0	0	0
Female-headed Households:	0		0		0		

Income Category:

	Owner	Renter	Total	Person
Extremely Low	0	0	0	0
Low Mod	0	0	0	0
Moderate	0	0	0	0
Non Low Moderate	0	0	0	0
Total	0	0	0	0
Percent Low/Mod	0.0%	0.0%	0.0%	0.0%

Annual Accomplishments

Accomplishment Narrative

Year # Benefiting

UGLG:

Grant Year: 2019

Project: 0001 - 2019 CD

Objective:

IDIS Activity: 45399 - 7219221 Kirbyville

Outcome:

Activity to prevent, prepare for, and respond to Coronavirus: No

Status: Open

Matrix Code: General Program Administration (21A)

Location:

National Objective:

Initial Funding Date: 12/12/2019  
 Financing:  
 Funded Amount: \$26,500.00  
 Net Drawn: \$18,550.00  
 Balance: \$7,950.00

Description:  
local admin

Proposed Accomplishments:

: 0  
 Total Population in Service Area: 0  
 Census Tract Percent Low / Mod: 0.00

Actual Accomplishments:

Number assisted:

	Owner		Renter		Total		Person
	Total	Hispanic	Total	Hispanic	Total	Hispanic	
White:	0	0	0	0	0	0	0
Black/African American:	0	0	0	0	0	0	0
Asian:	0	0	0	0	0	0	0
American Indian/Alaskan Native:	0	0	0	0	0	0	0
Native Hawaiian/Other Pacific Islander:	0	0	0	0	0	0	0
American Indian/Alaskan Native & White:	0	0	0	0	0	0	0
Asian White:	0	0	0	0	0	0	0
Black/African American & White:	0	0	0	0	0	0	0
American Indian/Alaskan Native & Black/African American:	0	0	0	0	0	0	0
Other multi-racial:	0	0	0	0	0	0	0
Asian/Pacific Islander:	0	0	0	0	0	0	0
Hispanic:	0	0	0	0	0	0	0
Total:	0	0	0	0	0	0	0
Female-headed Households:	0		0		0		

Income Category:

Owner	Renter	Total	Person
-------	--------	-------	--------



Extremely Low	0	0	0	0
Low Mod	0	0	0	0
Moderate	0	0	0	0
Non Low Moderate	0	0	0	0
Total	0	0	0	0
Percent Low/Mod	0.0%	0.0%	0.0%	0.0%

Annual Accomplishments      Accomplishment Narrative

Year      # Benefiting

UGLG:      CITY OF KIRBYVILLE

Grant Year:      2019

Project:      0001 - 2019 CD

Objective:      Create suitable living environments

IDIS Activity:      45400 - 7219221 Kirbyville

Outcome:      Sustainability

Activity to prevent, prepare for, and respond to Coronavirus:      No

Status:      Open

Matrix Code:      Water/Sewer Improvements (03J)

Location:

107 S Elizabeth Ave Kirbyville, TX 75956-2101

National Objective: LMA

Initial Funding Date:      12/12/2019

Financing:

Funded Amount:      \$248,500.00

Net Drawn:      \$35,670.00

Balance:      \$212,830.00

Description:

Construction shall include construction of a new building, HVAC, replacement of platform gear, conversion of the electrical system from two hundred forty voltage (240V) to four hundred eighty voltage (480V), starters, transformers, conduits and all associated

Proposed Accomplishments:

People (General) : 2,260

Total Population in Service Area: 2,260

Census Tract Percent Low / Mod: 52.80

Actual Accomplishments:

Number assisted:

Owner		Renter		Total		Person
Total	Hispanic	Total	Hispanic	Total	Hispanic	

White:	0	0	0	0	0	0	0
Black/African American:	0	0	0	0	0	0	0
Asian:	0	0	0	0	0	0	0
American Indian/Alaskan Native:	0	0	0	0	0	0	0
Native Hawaiian/Other Pacific Islander:	0	0	0	0	0	0	0
American Indian/Alaskan Native & White:	0	0	0	0	0	0	0
Asian White:	0	0	0	0	0	0	0
Black/African American & White:	0	0	0	0	0	0	0
American Indian/Alaskan Native & Black/African American:	0	0	0	0	0	0	0
Other multi-racial:	0	0	0	0	0	0	0
Asian/Pacific Islander:	0	0	0	0	0	0	0
Hispanic:	0	0	0	0	0	0	0
Total:	0	0	0	0	0	0	0
Female-headed Households:	0		0		0		

Income Category:

	Owner	Renter	Total	Person
Extremely Low	0	0	0	0
Low Mod	0	0	0	0
Moderate	0	0	0	0
Non Low Moderate	0	0	0	0
Total	0	0	0	0
Percent Low/Mod	0.0%	0.0%	0.0%	0.0%

Annual Accomplishments

Accomplishment Narrative

Year # Benefiting

UGLG:

Grant Year: 2019

Project: 0001 - 2019 CD

Objective:

IDIS Activity: 45401 - 7219229 Lakeport

Outcome:

Activity to prevent, prepare for, and respond to Coronavirus: No

Status: Open

Matrix Code: General Program Administration (21A)

Location:

National Objective:

, -

Initial Funding Date: 12/12/2019  
 Financing:  
 Funded Amount: \$30,250.00  
 Net Drawn: \$24,200.00  
 Balance: \$6,050.00

Description:  
 local admin

Proposed Accomplishments:

: 0  
 Total Population in Service Area: 0  
 Census Tract Percent Low / Mod: 0.00

Actual Accomplishments:

Number assisted:

	Owner		Renter		Total		Person
	Total	Hispanic	Total	Hispanic	Total	Hispanic	
White:	0	0	0	0	0	0	0
Black/African American:	0	0	0	0	0	0	0
Asian:	0	0	0	0	0	0	0
American Indian/Alaskan Native:	0	0	0	0	0	0	0
Native Hawaiian/Other Pacific Islander:	0	0	0	0	0	0	0
American Indian/Alaskan Native & White:	0	0	0	0	0	0	0
Asian White:	0	0	0	0	0	0	0
Black/African American & White:	0	0	0	0	0	0	0
American Indian/Alaskan Native & Black/African American:	0	0	0	0	0	0	0
Other multi-racial:	0	0	0	0	0	0	0
Asian/Pacific Islander:	0	0	0	0	0	0	0
Hispanic:	0	0	0	0	0	0	0
Total:	0	0	0	0	0	0	0
Female-headed Households:	0		0		0		

Income Category:

	Owner	Renter	Total	Person
Extremely Low	0	0	0	0
Low Mod	0	0	0	0
Moderate	0	0	0	0

Non Low Moderate	0	0	0	0
Total	0	0	0	0
Percent Low/Mod	0.0%	0.0%	0.0%	0.0%

Annual Accomplishments      Accomplishment Narrative

Year      # Benefiting

UGLG:      LAKEPORT

Grant Year:      2019

Project:      0001 - 2019 CD

Objective:      Create suitable living environments

IDIS Activity:      45402 - 7219229 Lakeport

Outcome:      Sustainability

Activity to prevent, prepare for, and respond to Coronavirus:      No

Status:      Open

Matrix Code:      Street Improvements (03K)

Location:

207 Milam Rd Longview, TX 75603-5608

National Objective: LMA

Initial Funding Date:      12/12/2019

Description:

Financing:

Contractor shall reconstruct one thousand eight hundred fifty linear feet (1,850 l.f.) of streets utilizing

Funded Amount:      \$244,712.00

Net Drawn:      \$145,046.56

Balance:      \$99,665.44

2

Proposed Accomplishments:

People (General) : 119

Total Population in Service Area: 119

Census Tract Percent Low / Mod: 55.40

Actual Accomplishments:

Number assisted:

	Owner		Renter		Total		
	Total	Hispanic	Total	Hispanic	Total	Hispanic	Person
White:	0	0	0	0	0	0	0
Black/African American:	0	0	0	0	0	0	0
Asian:	0	0	0	0	0	0	0

American Indian/Alaskan Native:	0	0	0	0	0	0	0
Native Hawaiian/Other Pacific Islander:	0	0	0	0	0	0	0
American Indian/Alaskan Native & White:	0	0	0	0	0	0	0
Asian White:	0	0	0	0	0	0	0
Black/African American & White:	0	0	0	0	0	0	0
American Indian/Alaskan Native & Black/African American:	0	0	0	0	0	0	0
Other multi-racial:	0	0	0	0	0	0	0
Asian/Pacific Islander:	0	0	0	0	0	0	0
Hispanic:	0	0	0	0	0	0	0
Total:	0	0	0	0	0	0	0
Female-headed Households:	0		0		0		

Income Category:

	Owner	Renter	Total	Person
Extremely Low	0	0	0	0
Low Mod	0	0	0	0
Moderate	0	0	0	0
Non Low Moderate	0	0	0	0
Total	0	0	0	0
Percent Low/Mod	0.0%	0.0%	0.0%	0.0%

Annual Accomplishments

Accomplishment Narrative

Year # Benefiting

UGLG:

Grant Year: 2019

Project: 0001 - 2019 CD

Objective:

IDIS Activity: 45403 - 7219230 Lexington

Outcome:

Activity to prevent, prepare for, and respond to Coronavirus: No

Status: Open

Matrix Code: General Program Administration (21A)

Location:

National Objective:

Initial Funding Date: 12/12/2019

Description:

Financing:

local admin

Funded Amount: \$15,000.00  
 Net Drawn: \$13,500.00  
 Balance: \$1,500.00

Proposed Accomplishments:

: 0  
 Total Population in Service Area: 0  
 Census Tract Percent Low / Mod: 0.00

Actual Accomplishments:

Number assisted:

	Owner		Renter		Total		Person
	Total	Hispanic	Total	Hispanic	Total	Hispanic	
White:	0	0	0	0	0	0	0
Black/African American:	0	0	0	0	0	0	0
Asian:	0	0	0	0	0	0	0
American Indian/Alaskan Native:	0	0	0	0	0	0	0
Native Hawaiian/Other Pacific Islander:	0	0	0	0	0	0	0
American Indian/Alaskan Native & White:	0	0	0	0	0	0	0
Asian White:	0	0	0	0	0	0	0
Black/African American & White:	0	0	0	0	0	0	0
American Indian/Alaskan Native & Black/African American:	0	0	0	0	0	0	0
Other multi-racial:	0	0	0	0	0	0	0
Asian/Pacific Islander:	0	0	0	0	0	0	0
Hispanic:	0	0	0	0	0	0	0
Total:	0	0	0	0	0	0	0
Female-headed Households:	0		0		0		

Income Category:

	Owner	Renter	Total	Person
Extremely Low	0	0	0	0
Low Mod	0	0	0	0
Moderate	0	0	0	0
Non Low Moderate	0	0	0	0
Total	0	0	0	0
Percent Low/Mod	0.0%	0.0%	0.0%	0.0%

Annual Accomplishments      Accomplishment Narrative

Year      # Benefiting

UGLG:      LEXINGTON

Grant Year:      2019

Project:      0001 - 2019 CD

Objective:      Create suitable living environments

IDIS Activity:      45404 - 7219230 Lexington

Outcome:      Sustainability

Activity to prevent, prepare for, and respond to Coronavirus:      No

Status:      Open

Matrix Code:      Water/Sewer Improvements (03J)

Location:

PO Box 56    Lexington, TX 78947-0056

National Objective:      LMA

Initial Funding Date:      12/12/2019

Financing:

Funded Amount:      \$285,000.00

Net Drawn:      \$207,410.10

Balance:      \$77,589.90

Description:

Contractor shall install four (4) hybrid aerators, effluent weir improvements, five hundred linear feet (500 l.f.) of eight-inch (8") wastewater line, manholes, service reconnections, pavement repair, and all associated appurtenances.

Proposed Accomplishments:

People (General) : 764

Total Population in Service Area: 764

Census Tract Percent Low / Mod: 53.80

Actual Accomplishments:

Number assisted:

	Owner		Renter		Total		Person
	Total	Hispanic	Total	Hispanic	Total	Hispanic	
White:	0	0	0	0	0	0	0
Black/African American:	0	0	0	0	0	0	0
Asian:	0	0	0	0	0	0	0
American Indian/Alaskan Native:	0	0	0	0	0	0	0
Native Hawaiian/Other Pacific Islander:	0	0	0	0	0	0	0
American Indian/Alaskan Native & White:	0	0	0	0	0	0	0
Asian White:	0	0	0	0	0	0	0

Black/African American & White:	0	0	0	0	0	0	0
American Indian/Alaskan Native & Black/African American:	0	0	0	0	0	0	0
Other multi-racial:	0	0	0	0	0	0	0
Asian/Pacific Islander:	0	0	0	0	0	0	0
Hispanic:	0	0	0	0	0	0	0
Total:	0	0	0	0	0	0	0
Female-headed Households:	0		0		0		

Income Category:

	Owner	Renter	Total	Person
Extremely Low	0	0	0	0
Low Mod	0	0	0	0
Moderate	0	0	0	0
Non Low Moderate	0	0	0	0
Total	0	0	0	0
Percent Low/Mod	0.0%	0.0%	0.0%	0.0%

Annual Accomplishments

Accomplishment Narrative

Year # Benefiting  
 UGLG: LOCKHART  
 Grant Year: 2019  
 Project: 0001 - 2019 CD

Objective: Create suitable living environments

IDIS Activity: 45405 - 7219231 Lockhart

Outcome: Sustainability

Activity to prevent, prepare for, and respond to Coronavirus: No

Status: Open

Matrix Code: Water/Sewer Improvements (03J)

Location:

PO Box 239 Lockhart, TX 78644-0239

National Objective: LMA

Initial Funding Date: 12/12/2019

Financing:  
 Funded Amount: \$300,000.00  
 Net Drawn: \$300,000.00  
 Balance: \$0.00

Description:  
 Contractor shall install two thousand six hundred linear feet (2,600 l.f.) eighteen-inch (18") water line, valves, fire hydrant, service reconnections, and all associated appurtenances.



Proposed Accomplishments:

People (General) : 9,830

Total Population in Service Area: 9,830

Census Tract Percent Low / Mod: 56.80

Actual Accomplishments:

Number assisted:

	Owner		Renter		Total		Person
	Total	Hispanic	Total	Hispanic	Total	Hispanic	
White:	0	0	0	0	0	0	0
Black/African American:	0	0	0	0	0	0	0
Asian:	0	0	0	0	0	0	0
American Indian/Alaskan Native:	0	0	0	0	0	0	0
Native Hawaiian/Other Pacific Islander:	0	0	0	0	0	0	0
American Indian/Alaskan Native & White:	0	0	0	0	0	0	0
Asian White:	0	0	0	0	0	0	0
Black/African American & White:	0	0	0	0	0	0	0
American Indian/Alaskan Native & Black/African American:	0	0	0	0	0	0	0
Other multi-racial:	0	0	0	0	0	0	0
Asian/Pacific Islander:	0	0	0	0	0	0	0
Hispanic:	0	0	0	0	0	0	0
Total:	0	0	0	0	0	0	0
Female-headed Households:	0		0		0		

Income Category:

	Owner	Renter	Total	Person
Extremely Low	0	0	0	0
Low Mod	0	0	0	0
Moderate	0	0	0	0
Non Low Moderate	0	0	0	0
Total	0	0	0	0
Percent Low/Mod	0.0%	0.0%	0.0%	0.0%

Annual Accomplishments

Accomplishment Narrative

Year # Benefiting

UGLG:

Grant Year: 2019  
Project: 0001 - 2019 CD

Objective:

IDIS Activity: 45406 - 7219239 Lockney  
Activity to prevent, prepare for, and respond to Coronavirus: No

Outcome:

Status: Open  
Location:

Matrix Code: General Program Administration (21A)

National Objective:

Initial Funding Date: 12/12/2019  
Financing:  
Funded Amount: \$27,000.00  
Net Drawn: \$6,075.00  
Balance: \$20,925.00

Description:  
local admin

Proposed Accomplishments:  
: 0

Total Population in Service Area: 0  
Census Tract Percent Low / Mod: 0.00

Actual Accomplishments:

Number assisted:

	Owner		Renter		Total		Person
	Total	Hispanic	Total	Hispanic	Total	Hispanic	
White:	0	0	0	0	0	0	0
Black/African American:	0	0	0	0	0	0	0
Asian:	0	0	0	0	0	0	0
American Indian/Alaskan Native:	0	0	0	0	0	0	0
Native Hawaiian/Other Pacific Islander:	0	0	0	0	0	0	0
American Indian/Alaskan Native & White:	0	0	0	0	0	0	0
Asian White:	0	0	0	0	0	0	0
Black/African American & White:	0	0	0	0	0	0	0
American Indian/Alaskan Native & Black/African American:	0	0	0	0	0	0	0
Other multi-racial:	0	0	0	0	0	0	0

Asian/Pacific Islander:	0	0	0	0	0	0	0
Hispanic:	0	0	0	0	0	0	0
Total:	0	0	0	0	0	0	0
Female-headed Households:	0		0		0		

Income Category:

	Owner	Renter	Total	Person
Extremely Low	0	0	0	0
Low Mod	0	0	0	0
Moderate	0	0	0	0
Non Low Moderate	0	0	0	0
Total	0	0	0	0
Percent Low/Mod	0.0%	0.0%	0.0%	0.0%

Annual Accomplishments

Accomplishment Narrative

Year # Benefiting

UGLG: CITY OF LOCKNEY

Grant Year: 2019

Project: 0001 - 2019 CD

Objective: Create suitable living environments

IDIS Activity: 45407 - 7219239 Lockney

Outcome: Sustainability

Activity to prevent, prepare for, and respond to Coronavirus: No

Status: Open

Matrix Code: Water/Sewer Improvements (03J)

Location:

PO Box 387 Lockney, TX 79241-0387

National Objective: LMA

Initial Funding Date: 12/12/2019

Financing:

Funded Amount: \$248,000.00

Net Drawn: \$40,890.00

Balance: \$207,110.00

Description:

Contractor shall install two (2) lift station pumps, SCADA controls, electrical controls, one (1) permanently fixed generator, and all associated appurtenances.

Construction shall take place at the lift station located on W.

Proposed Accomplishments:

People (General) : 1,696

Total Population in Service Area: 1,696  
 Census Tract Percent Low / Mod: 68.20

Actual Accomplishments:

Number assisted:

	Owner		Renter		Total		Person
	Total	Hispanic	Total	Hispanic	Total	Hispanic	
White:	0	0	0	0	0	0	0
Black/African American:	0	0	0	0	0	0	0
Asian:	0	0	0	0	0	0	0
American Indian/Alaskan Native:	0	0	0	0	0	0	0
Native Hawaiian/Other Pacific Islander:	0	0	0	0	0	0	0
American Indian/Alaskan Native & White:	0	0	0	0	0	0	0
Asian White:	0	0	0	0	0	0	0
Black/African American & White:	0	0	0	0	0	0	0
American Indian/Alaskan Native & Black/African American:	0	0	0	0	0	0	0
Other multi-racial:	0	0	0	0	0	0	0
Asian/Pacific Islander:	0	0	0	0	0	0	0
Hispanic:	0	0	0	0	0	0	0
Total:	0	0	0	0	0	0	0
Female-headed Households:	0		0		0		

Income Category:

	Owner	Renter	Total	Person
Extremely Low	0	0	0	0
Low Mod	0	0	0	0
Moderate	0	0	0	0
Non Low Moderate	0	0	0	0
Total	0	0	0	0
Percent Low/Mod	0.0%	0.0%	0.0%	0.0%

Annual Accomplishments

Accomplishment Narrative

Year # Benefiting

UGLG:

Grant Year: 2019

Project: 0001 - 2019 CD

Objective:

IDIS Activity: 45408 - 7219240 Lone Star

Outcome:

Activity to prevent, prepare for, and respond to Coronavirus: No

Status: Open

Matrix Code: General Program Administration (21A)

Location:

National Objective:

Initial Funding Date: 12/12/2019

Description:

Financing:

local admin

Funded Amount: \$30,250.00

Net Drawn: \$25,593.98

Balance: \$4,656.02

Proposed Accomplishments:

: 0

Total Population in Service Area: 0

Census Tract Percent Low / Mod: 0.00

Actual Accomplishments:

Number assisted:

	Owner		Renter		Total		Person
	Total	Hispanic	Total	Hispanic	Total	Hispanic	
White:	0	0	0	0	0	0	0
Black/African American:	0	0	0	0	0	0	0
Asian:	0	0	0	0	0	0	0
American Indian/Alaskan Native:	0	0	0	0	0	0	0
Native Hawaiian/Other Pacific Islander:	0	0	0	0	0	0	0
American Indian/Alaskan Native & White:	0	0	0	0	0	0	0
Asian White:	0	0	0	0	0	0	0
Black/African American & White:	0	0	0	0	0	0	0
American Indian/Alaskan Native & Black/African American:	0	0	0	0	0	0	0
Other multi-racial:	0	0	0	0	0	0	0
Asian/Pacific Islander:	0	0	0	0	0	0	0
Hispanic:	0	0	0	0	0	0	0

Total: 0 0 0 0 0 0 0  
 Female-headed Households: 0 0 0 0 0 0 0

Income Category:

	Owner	Renter	Total	Person
Extremely Low	0	0	0	0
Low Mod	0	0	0	0
Moderate	0	0	0	0
Non Low Moderate	0	0	0	0
Total	0	0	0	0
Percent Low/Mod	0.0%	0.0%	0.0%	0.0%

Annual Accomplishments

Accomplishment Narrative

Year: # Benefiting  
 UGLG: Lone Star  
 Grant Year: 2019  
 Project: 0001 - 2019 CD

Objective: Create suitable living environments

IDIS Activity: 45409 - 7219240 Lone Star  
 Activity to prevent, prepare for, and respond to Coronavirus: No

Outcome: Sustainability

Status: Open  
 Location:

Matrix Code: Water/Sewer Improvements (03J)

PO Box 218 Lone Star, TX 75668-0218

National Objective: LMA

Initial Funding Date: 12/12/2019  
 Financing:  
 Funded Amount: \$244,750.00  
 Net Drawn: \$222,600.96  
 Balance: \$22,149.04

Description:  
 Contractor shall install one thousand four hundred linear feet (1,400 l.f.) of fifteen-inch (15") sewer line, manholes, service reconnections, and all associated appurtenances.

Proposed Accomplishments:

People (General) : 1,910  
 Total Population in Service Area: 1,910  
 Census Tract Percent Low / Mod: 55.20

Actual Accomplishments:

Number assisted:

	Owner		Renter		Total		Person
	Total	Hispanic	Total	Hispanic	Total	Hispanic	
White:	0	0	0	0	0	0	0
Black/African American:	0	0	0	0	0	0	0
Asian:	0	0	0	0	0	0	0
American Indian/Alaskan Native:	0	0	0	0	0	0	0
Native Hawaiian/Other Pacific Islander:	0	0	0	0	0	0	0
American Indian/Alaskan Native & White:	0	0	0	0	0	0	0
Asian White:	0	0	0	0	0	0	0
Black/African American & White:	0	0	0	0	0	0	0
American Indian/Alaskan Native & Black/African American:	0	0	0	0	0	0	0
Other multi-racial:	0	0	0	0	0	0	0
Asian/Pacific Islander:	0	0	0	0	0	0	0
Hispanic:	0	0	0	0	0	0	0
Total:	0	0	0	0	0	0	0
Female-headed Households:	0		0		0		

Income Category:

	Owner	Renter	Total	Person
Extremely Low	0	0	0	0
Low Mod	0	0	0	0
Moderate	0	0	0	0
Non Low Moderate	0	0	0	0
Total	0	0	0	0
Percent Low/Mod	0.0%	0.0%	0.0%	0.0%

Annual Accomplishments

Accomplishment Narrative

Year # Benefiting

UGLG:

Grant Year: 2019

Project: 0001 - 2019 CD

Objective:

IDIS Activity: 45410 - 7219241 Lorenzo

Outcome:

Activity to prevent, prepare for, and respond to Coronavirus: No

Status: Open

Matrix Code: General Program Administration (21A)

Location:

National Objective:

Initial Funding Date: 12/12/2019

Description:

Financing:

local admin

Funded Amount: \$27,000.00

Net Drawn: \$24,300.00

Balance: \$2,700.00

Proposed Accomplishments:

: 0

Total Population in Service Area: 0

Census Tract Percent Low / Mod: 0.00

Actual Accomplishments:

Number assisted:

	Owner		Renter		Total		Person
	Total	Hispanic	Total	Hispanic	Total	Hispanic	
White:	0	0	0	0	0	0	0
Black/African American:	0	0	0	0	0	0	0
Asian:	0	0	0	0	0	0	0
American Indian/Alaskan Native:	0	0	0	0	0	0	0
Native Hawaiian/Other Pacific Islander:	0	0	0	0	0	0	0
American Indian/Alaskan Native & White:	0	0	0	0	0	0	0
Asian White:	0	0	0	0	0	0	0
Black/African American & White:	0	0	0	0	0	0	0
American Indian/Alaskan Native & Black/African American:	0	0	0	0	0	0	0
Other multi-racial:	0	0	0	0	0	0	0
Asian/Pacific Islander:	0	0	0	0	0	0	0
Hispanic:	0	0	0	0	0	0	0
Total:	0	0	0	0	0	0	0
Female-headed Households:	0		0		0		



Income Category:

	Owner	Renter	Total	Person
Extremely Low	0	0	0	0
Low Mod	0	0	0	0
Moderate	0	0	0	0
Non Low Moderate	0	0	0	0
Total	0	0	0	0
Percent Low/Mod	0.0%	0.0%	0.0%	0.0%

Annual Accomplishments

Accomplishment Narrative

Year # Benefiting

UGLG: LORENZO

Grant Year: 2019

Project: 0001 - 2019 CD

Objective: Create suitable living environments

IDIS Activity: 45411 - 7219241 Lorenzo

Outcome: Sustainability

Activity to prevent, prepare for, and respond to Coronavirus: No

Status: Open

Matrix Code: Water/Sewer Improvements (03J)

Location:

PO Box 430 Lorenzo, TX 79343-0430

National Objective: LMA

Initial Funding Date: 12/12/2019

Financing:

Funded Amount: \$248,000.00

Net Drawn: \$248,000.00

Balance: \$0.00

Description:

Contractor shall install two (2) lift station grinder pumps, two (2) sump pumps, one (1) lift station grinder, electrical controls, and all associated appurtenances.

Construction shall take place at the Jackson Avenue lift station located on Jackson Avenue,

Proposed Accomplishments:

People (General) : 1,081

Total Population in Service Area: 1,081

Census Tract Percent Low / Mod: 88.90

Actual Accomplishments:

Number assisted:

	Owner		Renter		Total		Person
	Total	Hispanic	Total	Hispanic	Total	Hispanic	
White:	0	0	0	0	0	0	0
Black/African American:	0	0	0	0	0	0	0
Asian:	0	0	0	0	0	0	0
American Indian/Alaskan Native:	0	0	0	0	0	0	0
Native Hawaiian/Other Pacific Islander:	0	0	0	0	0	0	0
American Indian/Alaskan Native & White:	0	0	0	0	0	0	0
Asian White:	0	0	0	0	0	0	0
Black/African American & White:	0	0	0	0	0	0	0
American Indian/Alaskan Native & Black/African American:	0	0	0	0	0	0	0
Other multi-racial:	0	0	0	0	0	0	0
Asian/Pacific Islander:	0	0	0	0	0	0	0
Hispanic:	0	0	0	0	0	0	0
Total:	0	0	0	0	0	0	0
Female-headed Households:	0		0		0		

Income Category:

	Owner	Renter	Total	Person
Extremely Low	0	0	0	0
Low Mod	0	0	0	0
Moderate	0	0	0	0
Non Low Moderate	0	0	0	0
Total	0	0	0	0
Percent Low/Mod	0.0%	0.0%	0.0%	0.0%

Annual Accomplishments

Accomplishment Narrative

Year # Benefiting

UGLG:

Grant Year: 2019

Project: 0001 - 2019 CD

Objective:

IDIS Activity: 45412 - 7219249 Los Fresnos

Outcome:

Activity to prevent, prepare for, and respond to Coronavirus: No

Status: Open

Matrix Code: General Program Administration (21A)

Location:

National Objective:

Initial Funding Date: 12/12/2019  
 Financing:  
 Funded Amount: \$30,250.00  
 Net Drawn: \$27,225.00  
 Balance: \$3,025.00

Description:  
local admin

Proposed Accomplishments:

: 0  
 Total Population in Service Area: 0  
 Census Tract Percent Low / Mod: 0.00

Actual Accomplishments:

Number assisted:

	Owner		Renter		Total		Person
	Total	Hispanic	Total	Hispanic	Total	Hispanic	
White:	0	0	0	0	0	0	0
Black/African American:	0	0	0	0	0	0	0
Asian:	0	0	0	0	0	0	0
American Indian/Alaskan Native:	0	0	0	0	0	0	0
Native Hawaiian/Other Pacific Islander:	0	0	0	0	0	0	0
American Indian/Alaskan Native & White:	0	0	0	0	0	0	0
Asian White:	0	0	0	0	0	0	0
Black/African American & White:	0	0	0	0	0	0	0
American Indian/Alaskan Native & Black/African American:	0	0	0	0	0	0	0
Other multi-racial:	0	0	0	0	0	0	0
Asian/Pacific Islander:	0	0	0	0	0	0	0
Hispanic:	0	0	0	0	0	0	0
Total:	0	0	0	0	0	0	0
Female-headed Households:	0		0		0		

Income Category:

Owner	Renter	Total	Person
-------	--------	-------	--------

Extremely Low	0	0	0	0
Low Mod	0	0	0	0
Moderate	0	0	0	0
Non Low Moderate	0	0	0	0
Total	0	0	0	0
Percent Low/Mod	0.0%	0.0%	0.0%	0.0%

Annual Accomplishments      Accomplishment Narrative

Year      # Benefiting  
 UGLG:      LOS FRESNOS  
 Grant Year:      2019  
 Project:      0001 - 2019 CD

Objective:      Create suitable living environments

IDIS Activity:      45413 - 7219249 Los Fresnos  
 Activity to prevent, prepare for, and respond to Coronavirus:      No

Outcome:      Sustainability

Status:      Open  
 Location:  
 200 N Brazil St Los Fresnos, TX 78566-3640

Matrix Code:      Water/Sewer Improvements (03J)

National Objective: LMA

Initial Funding Date:      12/12/2019  
 Financing:  
 Funded Amount:      \$244,750.00  
 Net Drawn:      \$244,750.00  
 Balance:      \$0.00

Description:  
 Contractor shall decommission one (1) lift station, install one (1) grinder pump lift station, install seven hundred twelve linear feet (712 l.f.) of six-inch (6") sewer line, manholes, pavement repair, and all associated appurtenances.

Proposed Accomplishments:  
 People (General) : 153  
 Total Population in Service Area: 153  
 Census Tract Percent Low / Mod: 55.50

Actual Accomplishments:

Number assisted:

Owner		Renter		Total		Person
Total	Hispanic	Total	Hispanic	Total	Hispanic	

White:	0	0	0	0	0	0	0
Black/African American:	0	0	0	0	0	0	0
Asian:	0	0	0	0	0	0	0
American Indian/Alaskan Native:	0	0	0	0	0	0	0
Native Hawaiian/Other Pacific Islander:	0	0	0	0	0	0	0
American Indian/Alaskan Native & White:	0	0	0	0	0	0	0
Asian White:	0	0	0	0	0	0	0
Black/African American & White:	0	0	0	0	0	0	0
American Indian/Alaskan Native & Black/African American:	0	0	0	0	0	0	0
Other multi-racial:	0	0	0	0	0	0	0
Asian/Pacific Islander:	0	0	0	0	0	0	0
Hispanic:	0	0	0	0	0	0	0
Total:	0	0	0	0	0	0	0
Female-headed Households:	0		0		0		0

Income Category:

	Owner	Renter	Total	Person
Extremely Low	0	0	0	0
Low Mod	0	0	0	0
Moderate	0	0	0	0
Non Low Moderate	0	0	0	0
Total	0	0	0	0
Percent Low/Mod	0.0%	0.0%	0.0%	0.0%

Annual Accomplishments

Accomplishment Narrative

Year # Benefiting

UGLG:

Grant Year: 2019

Project: 0001 - 2019 CD

Objective:

IDIS Activity: 45414 - 7219250 Lufkin

Outcome:

Activity to prevent, prepare for, and respond to Coronavirus: No

Status: Open

Matrix Code: General Program Administration (21A)

Location:

National Objective:

, -

Initial Funding Date: 12/12/2019  
 Financing:  
 Funded Amount: \$32,000.00  
 Net Drawn: \$28,800.00  
 Balance: \$3,200.00

Description:  
 local admin

Proposed Accomplishments:

: 0  
 Total Population in Service Area: 0  
 Census Tract Percent Low / Mod: 0.00

Actual Accomplishments:

Number assisted:

	Owner		Renter		Total		Person
	Total	Hispanic	Total	Hispanic	Total	Hispanic	
White:	0	0	0	0	0	0	0
Black/African American:	0	0	0	0	0	0	0
Asian:	0	0	0	0	0	0	0
American Indian/Alaskan Native:	0	0	0	0	0	0	0
Native Hawaiian/Other Pacific Islander:	0	0	0	0	0	0	0
American Indian/Alaskan Native & White:	0	0	0	0	0	0	0
Asian White:	0	0	0	0	0	0	0
Black/African American & White:	0	0	0	0	0	0	0
American Indian/Alaskan Native & Black/African American:	0	0	0	0	0	0	0
Other multi-racial:	0	0	0	0	0	0	0
Asian/Pacific Islander:	0	0	0	0	0	0	0
Hispanic:	0	0	0	0	0	0	0
Total:	0	0	0	0	0	0	0
Female-headed Households:	0		0		0		

Income Category:

	Owner	Renter	Total	Person
Extremely Low	0	0	0	0
Low Mod	0	0	0	0
Moderate	0	0	0	0

Non Low Moderate	0	0	0	0
Total	0	0	0	0
Percent Low/Mod	0.0%	0.0%	0.0%	0.0%

Annual Accomplishments      Accomplishment Narrative

Year      # Benefiting

UGLG:      LUFKIN

Grant Year:      2019

Project:      0001 - 2019 CD

Objective:      Create suitable living environments

IDIS Activity:      45415 - 7219250 Lufkin

Outcome:      Sustainability

Activity to prevent, prepare for, and respond to Coronavirus:      No

Status:      Open

Matrix Code:      Street Improvements (03K)

Location:

PO Box 190 Lufkin, TX 75902-0190

National Objective: LMA

Initial Funding Date:      12/12/2019

Financing:

Funded Amount:      \$243,000.00

Net Drawn:      \$243,000.00

Balance:      \$0.00

Description:

Contractor shall reconstruct one thousand four hundred fifty linear feet (1,450 l.f.) of streets utilizing subgrade, limestone base, two-inch (2") Hot Mix Asphalt Cement, two hundred sixty linear feet (260 l.f.) of culverts, and all associated

Proposed Accomplishments:

People (General) : 26

Total Population in Service Area: 26

Census Tract Percent Low / Mod: 73.00

Actual Accomplishments:

Number assisted:

	Owner		Renter		Total		
	Total	Hispanic	Total	Hispanic	Total	Hispanic	Person
White:	0	0	0	0	0	0	0
Black/African American:	0	0	0	0	0	0	0
Asian:	0	0	0	0	0	0	0

American Indian/Alaskan Native:	0	0	0	0	0	0	0
Native Hawaiian/Other Pacific Islander:	0	0	0	0	0	0	0
American Indian/Alaskan Native & White:	0	0	0	0	0	0	0
Asian White:	0	0	0	0	0	0	0
Black/African American & White:	0	0	0	0	0	0	0
American Indian/Alaskan Native & Black/African American:	0	0	0	0	0	0	0
Other multi-racial:	0	0	0	0	0	0	0
Asian/Pacific Islander:	0	0	0	0	0	0	0
Hispanic:	0	0	0	0	0	0	0
Total:	0	0	0	0	0	0	0
Female-headed Households:	0		0		0		

Income Category:

	Owner	Renter	Total	Person
Extremely Low	0	0	0	0
Low Mod	0	0	0	0
Moderate	0	0	0	0
Non Low Moderate	0	0	0	0
Total	0	0	0	0
Percent Low/Mod	0.0%	0.0%	0.0%	0.0%

Annual Accomplishments

Accomplishment Narrative

Year # Benefiting

UGLG:

Grant Year: 2019

Project: 0001 - 2019 CD

Objective:

IDIS Activity: 45418 - 7219260 Mart

Outcome:

Activity to prevent, prepare for, and respond to Coronavirus: No

Status: Open

Matrix Code: General Program Administration (21A)

Location:

National Objective:

Initial Funding Date: 12/12/2019

Description:

Financing:

local admin



Funded Amount: \$33,000.00  
 Net Drawn: \$24,200.00  
 Balance: \$8,800.00

Proposed Accomplishments:

: 0  
 Total Population in Service Area: 0  
 Census Tract Percent Low / Mod: 0.00

Actual Accomplishments:

Number assisted:

	Owner		Renter		Total		Person
	Total	Hispanic	Total	Hispanic	Total	Hispanic	
White:	0	0	0	0	0	0	0
Black/African American:	0	0	0	0	0	0	0
Asian:	0	0	0	0	0	0	0
American Indian/Alaskan Native:	0	0	0	0	0	0	0
Native Hawaiian/Other Pacific Islander:	0	0	0	0	0	0	0
American Indian/Alaskan Native & White:	0	0	0	0	0	0	0
Asian White:	0	0	0	0	0	0	0
Black/African American & White:	0	0	0	0	0	0	0
American Indian/Alaskan Native & Black/African American:	0	0	0	0	0	0	0
Other multi-racial:	0	0	0	0	0	0	0
Asian/Pacific Islander:	0	0	0	0	0	0	0
Hispanic:	0	0	0	0	0	0	0
Total:	0	0	0	0	0	0	0
Female-headed Households:	0		0		0		

Income Category:

	Owner	Renter	Total	Person
Extremely Low	0	0	0	0
Low Mod	0	0	0	0
Moderate	0	0	0	0
Non Low Moderate	0	0	0	0
Total	0	0	0	0
Percent Low/Mod	0.0%	0.0%	0.0%	0.0%

Annual Accomplishments Accomplishment Narrative

Year # Benefiting

UGLG: MART

Grant Year: 2019

Project: 0001 - 2019 CD

Objective: Create suitable living environments

IDIS Activity: 45419 - 7219260 Mart

Outcome: Sustainability

Activity to prevent, prepare for, and respond to Coronavirus: No

Status: Open

Matrix Code: Water/Sewer Improvements (03J)

Location:

PO Box 360 Mart, TX 76664-0360

National Objective: LMA

Initial Funding Date: 12/12/2019

Financing:

Funded Amount: \$267,000.00

Net Drawn: \$71,140.00

Balance: \$195,860.00

Description:

Contractor shall install a protective coating on the 100ft high, 70,000 gallon overhead water storage tank and shall improve the ladders, lighting, piping, and roofing, and all associated appurtenances.

Proposed Accomplishments:

People (General) : 1,752

Total Population in Service Area: 1,752

Census Tract Percent Low / Mod: 66.10

Actual Accomplishments:

Number assisted:

	Owner		Renter		Total		
	Total	Hispanic	Total	Hispanic	Total	Hispanic	Person
White:	0	0	0	0	0	0	0
Black/African American:	0	0	0	0	0	0	0
Asian:	0	0	0	0	0	0	0
American Indian/Alaskan Native:	0	0	0	0	0	0	0
Native Hawaiian/Other Pacific Islander:	0	0	0	0	0	0	0
American Indian/Alaskan Native & White:	0	0	0	0	0	0	0
Asian White:	0	0	0	0	0	0	0

Black/African American & White:	0	0	0	0	0	0	0
American Indian/Alaskan Native & Black/African American:	0	0	0	0	0	0	0
Other multi-racial:	0	0	0	0	0	0	0
Asian/Pacific Islander:	0	0	0	0	0	0	0
Hispanic:	0	0	0	0	0	0	0
Total:	0	0	0	0	0	0	0
Female-headed Households:	0		0		0		

Income Category:

	Owner	Renter	Total	Person
Extremely Low	0	0	0	0
Low Mod	0	0	0	0
Moderate	0	0	0	0
Non Low Moderate	0	0	0	0
Total	0	0	0	0
Percent Low/Mod	0.0%	0.0%	0.0%	0.0%

Annual Accomplishments

Accomplishment Narrative

Year # Benefiting

UGLG:

Grant Year: 2019

Project: 0001 - 2019 CD

Objective:

IDIS Activity: 45420 - 7219261 Matagorda County

Outcome:

Activity to prevent, prepare for, and respond to Coronavirus: No

Status: Open

Matrix Code: General Program Administration (21A)

Location:

National Objective:

Initial Funding Date: 12/12/2019

Description:

Financing:

local admin

Funded Amount: \$34,650.00

Net Drawn: \$30,800.00

Balance: \$3,850.00

Proposed Accomplishments:

: 0

Total Population in Service Area: 0

Census Tract Percent Low / Mod: 0.00

Actual Accomplishments:

Number assisted:

	Owner		Renter		Total		Person
	Total	Hispanic	Total	Hispanic	Total	Hispanic	
White:	0	0	0	0	0	0	0
Black/African American:	0	0	0	0	0	0	0
Asian:	0	0	0	0	0	0	0
American Indian/Alaskan Native:	0	0	0	0	0	0	0
Native Hawaiian/Other Pacific Islander:	0	0	0	0	0	0	0
American Indian/Alaskan Native & White:	0	0	0	0	0	0	0
Asian White:	0	0	0	0	0	0	0
Black/African American & White:	0	0	0	0	0	0	0
American Indian/Alaskan Native & Black/African American:	0	0	0	0	0	0	0
Other multi-racial:	0	0	0	0	0	0	0
Asian/Pacific Islander:	0	0	0	0	0	0	0
Hispanic:	0	0	0	0	0	0	0
Total:	0	0	0	0	0	0	0
Female-headed Households:	0		0		0		

Income Category:

	Owner	Renter	Total	Person
Extremely Low	0	0	0	0
Low Mod	0	0	0	0
Moderate	0	0	0	0
Non Low Moderate	0	0	0	0
Total	0	0	0	0
Percent Low/Mod	0.0%	0.0%	0.0%	0.0%

Annual Accomplishments

Accomplishment Narrative

Year # Benefiting  
 UGLG: MATAGORDA COUNTY

Grant Year: 2019  
 Project: 0001 - 2019 CD

Objective: Create suitable living environments

IDIS Activity: 45421 - 7219261 Matagorda County  
 Activity to prevent, prepare for, and respond to Coronavirus: No

Outcome: Sustainability

Status: Open  
 Location:  
 1700 7th St Rm 301 Bay City, TX 77414-5034

Matrix Code: Water/Sewer Improvements (03J)

National Objective: LMA

Initial Funding Date: 12/12/2019  
 Financing:  
 Funded Amount: \$116,281.37  
 Net Drawn: \$35,000.00  
 Balance: \$81,281.37

Description:  
 Contractor shall install seven thousand three hundred linear feet (7,300 l.f.) of three-inch (3) and six-inch (6) water line, four thousand eight hundred linear feet (4,800 l.f.) of three-inch (3) water line, service reconnections, and all associated appurtenances Construction

Proposed Accomplishments:  
 People (General) : 173  
 Total Population in Service Area: 173  
 Census Tract Percent Low / Mod: 65.90

Actual Accomplishments:

Number assisted:

	Owner		Renter		Total		Person
	Total	Hispanic	Total	Hispanic	Total	Hispanic	
White:	0	0	0	0	0	0	0
Black/African American:	0	0	0	0	0	0	0
Asian:	0	0	0	0	0	0	0
American Indian/Alaskan Native:	0	0	0	0	0	0	0
Native Hawaiian/Other Pacific Islander:	0	0	0	0	0	0	0
American Indian/Alaskan Native & White:	0	0	0	0	0	0	0
Asian White:	0	0	0	0	0	0	0
Black/African American & White:	0	0	0	0	0	0	0
American Indian/Alaskan Native & Black/African American:	0	0	0	0	0	0	0
Other multi-racial:	0	0	0	0	0	0	0

Asian/Pacific Islander:	0	0	0	0	0	0	0
Hispanic:	0	0	0	0	0	0	0
Total:	0	0	0	0	0	0	0
Female-headed Households:	0		0		0		

Income Category:

	Owner	Renter	Total	Person
Extremely Low	0	0	0	0
Low Mod	0	0	0	0
Moderate	0	0	0	0
Non Low Moderate	0	0	0	0
Total	0	0	0	0
Percent Low/Mod	0.0%	0.0%	0.0%	0.0%

Annual Accomplishments

Year	# Benefiting	Accomplishment Narrative
UGLG:		
Grant Year:	2019	
Project:	0001 - 2019 CD	
IDIS Activity:	45422 - 7219269 McLean	
Activity to prevent, prepare for, and respond to Coronavirus:	No	
Status:	Open	
Location:		

Objective:

Outcome:

Matrix Code: General Program Administration (21A)

National Objective:

Initial Funding Date: 12/12/2019

Financing:

Funded Amount: \$20,000.00

Net Drawn: \$12,125.00

Balance: \$7,875.00

Description:  
local admin

Proposed Accomplishments:  
: 0

Total Population in Service Area: 0  
 Census Tract Percent Low / Mod: 0.00

Actual Accomplishments:

Number assisted:

	Owner		Renter		Total		Person
	Total	Hispanic	Total	Hispanic	Total	Hispanic	
White:	0	0	0	0	0	0	0
Black/African American:	0	0	0	0	0	0	0
Asian:	0	0	0	0	0	0	0
American Indian/Alaskan Native:	0	0	0	0	0	0	0
Native Hawaiian/Other Pacific Islander:	0	0	0	0	0	0	0
American Indian/Alaskan Native & White:	0	0	0	0	0	0	0
Asian White:	0	0	0	0	0	0	0
Black/African American & White:	0	0	0	0	0	0	0
American Indian/Alaskan Native & Black/African American:	0	0	0	0	0	0	0
Other multi-racial:	0	0	0	0	0	0	0
Asian/Pacific Islander:	0	0	0	0	0	0	0
Hispanic:	0	0	0	0	0	0	0
Total:	0	0	0	0	0	0	0
Female-headed Households:	0		0		0		

Income Category:

	Owner	Renter	Total	Person
Extremely Low	0	0	0	0
Low Mod	0	0	0	0
Moderate	0	0	0	0
Non Low Moderate	0	0	0	0
Total	0	0	0	0
Percent Low/Mod	0.0%	0.0%	0.0%	0.0%

Annual Accomplishments

Accomplishment Narrative

Year # Benefiting

UGLG: MCLEAN

Grant Year: 2019

Project: 0001 - 2019 CD

Objective: Create suitable living environments

IDIS Activity: 45423 - 7219269 McLean  
 Activity to prevent, prepare for, and respond to Coronavirus: No

Outcome: Sustainability

Status: Open  
 Location:

Matrix Code: Water/Sewer Improvements (03J)

PO Box 9 McLean, TX 79057-0009

National Objective: LMA

Initial Funding Date: 12/12/2019  
 Financing:  
 Funded Amount: \$255,000.00  
 Net Drawn: \$232,480.00  
 Balance: \$22,520.00

Description:  
 Contractor shall install a one hundred thousand-gallon (100,000 gal.) ground storage tank in its place at the northwest corner of the intersection of Second Street and Rowe Street. Construction shall include related site work and all associated appurtenances.

Proposed Accomplishments:  
 People (General) : 625  
 Total Population in Service Area: 625  
 Census Tract Percent Low / Mod: 60.00

Actual Accomplishments:

Number assisted:

	Owner		Renter		Total		Person
	Total	Hispanic	Total	Hispanic	Total	Hispanic	
White:	0	0	0	0	0	0	0
Black/African American:	0	0	0	0	0	0	0
Asian:	0	0	0	0	0	0	0
American Indian/Alaskan Native:	0	0	0	0	0	0	0
Native Hawaiian/Other Pacific Islander:	0	0	0	0	0	0	0
American Indian/Alaskan Native & White:	0	0	0	0	0	0	0
Asian White:	0	0	0	0	0	0	0
Black/African American & White:	0	0	0	0	0	0	0
American Indian/Alaskan Native & Black/African American:	0	0	0	0	0	0	0
Other multi-racial:	0	0	0	0	0	0	0
Asian/Pacific Islander:	0	0	0	0	0	0	0
Hispanic:	0	0	0	0	0	0	0



Total: 0 0 0 0 0 0 0  
 Female-headed Households: 0 0 0 0 0 0 0

Income Category:

	Owner	Renter	Total	Person
Extremely Low	0	0	0	0
Low Mod	0	0	0	0
Moderate	0	0	0	0
Non Low Moderate	0	0	0	0
Total	0	0	0	0
Percent Low/Mod	0.0%	0.0%	0.0%	0.0%

Annual Accomplishments

Accomplishment Narrative

Year # Benefiting

UGLG:

Grant Year: 2019

Project: 0001 - 2019 CD

Objective:

IDIS Activity: 45424 - 7219270 McLennan County

Outcome:

Activity to prevent, prepare for, and respond to Coronavirus: No

Status: Open

Matrix Code: General Program Administration (21A)

Location:

National Objective:

Initial Funding Date: 12/12/2019

Description:

Financing:

local admin

Funded Amount: \$32,000.00

Net Drawn: \$26,625.00

Balance: \$5,375.00

Proposed Accomplishments:

: 0

Total Population in Service Area: 0

Census Tract Percent Low / Mod: 0.00

Actual Accomplishments:

Number assisted:

	Owner		Renter		Total		Person
	Total	Hispanic	Total	Hispanic	Total	Hispanic	
White:	0	0	0	0	0	0	0
Black/African American:	0	0	0	0	0	0	0
Asian:	0	0	0	0	0	0	0
American Indian/Alaskan Native:	0	0	0	0	0	0	0
Native Hawaiian/Other Pacific Islander:	0	0	0	0	0	0	0
American Indian/Alaskan Native & White:	0	0	0	0	0	0	0
Asian White:	0	0	0	0	0	0	0
Black/African American & White:	0	0	0	0	0	0	0
American Indian/Alaskan Native & Black/African American:	0	0	0	0	0	0	0
Other multi-racial:	0	0	0	0	0	0	0
Asian/Pacific Islander:	0	0	0	0	0	0	0
Hispanic:	0	0	0	0	0	0	0
Total:	0	0	0	0	0	0	0
Female-headed Households:	0		0		0		

Income Category:

	Owner	Renter	Total	Person
Extremely Low	0	0	0	0
Low Mod	0	0	0	0
Moderate	0	0	0	0
Non Low Moderate	0	0	0	0
Total	0	0	0	0
Percent Low/Mod	0.0%	0.0%	0.0%	0.0%

Annual Accomplishments

Accomplishment Narrative

Year # Benefiting

UGLG: MCLENNAN COUNTY

Grant Year: 2019

Project: 0001 - 2019 CD

Objective: Create suitable living environments

IDIS Activity: 45425 - 7219270 McLennan County

Outcome: Sustainability

Activity to prevent, prepare for, and respond to Coronavirus: No

Status: Open

Matrix Code: Water/Sewer Improvements (03J)

Location:

501 Washington Ave Waco, TX 76701-1300

National Objective: LMA

Initial Funding Date: 12/12/2019

Description:

Financing:

Contractor shall install five hundred and forty-one (541) sonic flow meters and all associated appurtenances.

Funded Amount: \$268,000.00

Net Drawn: \$216,190.23

Installation shall take place throughout the unincorporated community of Elm Mott.

Balance: \$51,809.77

Proposed Accomplishments:

People (General) : 620

Total Population in Service Area: 620

Census Tract Percent Low / Mod: 70.40

Actual Accomplishments:

Number assisted:

	Owner		Renter		Total		Person
	Total	Hispanic	Total	Hispanic	Total	Hispanic	
White:	0	0	0	0	0	0	0
Black/African American:	0	0	0	0	0	0	0
Asian:	0	0	0	0	0	0	0
American Indian/Alaskan Native:	0	0	0	0	0	0	0
Native Hawaiian/Other Pacific Islander:	0	0	0	0	0	0	0
American Indian/Alaskan Native & White:	0	0	0	0	0	0	0
Asian White:	0	0	0	0	0	0	0
Black/African American & White:	0	0	0	0	0	0	0
American Indian/Alaskan Native & Black/African American:	0	0	0	0	0	0	0
Other multi-racial:	0	0	0	0	0	0	0
Asian/Pacific Islander:	0	0	0	0	0	0	0
Hispanic:	0	0	0	0	0	0	0
Total:	0	0	0	0	0	0	0
Female-headed Households:	0		0		0		

Income Category:

	Owner	Renter	Total	Person
Extremely Low	0	0	0	0
Low Mod	0	0	0	0
Moderate	0	0	0	0
Non Low Moderate	0	0	0	0
Total	0	0	0	0
Percent Low/Mod	0.0%	0.0%	0.0%	0.0%

Annual Accomplishments

Accomplishment Narrative

Year # Benefiting

UGLG:

Grant Year: 2019

Project: 0001 - 2019 CD

Objective:

IDIS Activity: 45426 - 7219271 Medina County

Outcome:

Activity to prevent, prepare for, and respond to Coronavirus: No

Status: Open

Matrix Code: General Program Administration (21A)

Location:

National Objective:

Initial Funding Date: 12/12/2019

Description:

Financing:

local admin

Funded Amount: \$30,250.00

Net Drawn: \$27,225.00

Balance: \$3,025.00

Proposed Accomplishments:

: 0

Total Population in Service Area: 0

Census Tract Percent Low / Mod: 0.00

Actual Accomplishments:

Number assisted:

	Owner		Renter		Total		Person
	Total	Hispanic	Total	Hispanic	Total	Hispanic	
White:	0	0	0	0	0	0	0
Black/African American:	0	0	0	0	0	0	0
Asian:	0	0	0	0	0	0	0
American Indian/Alaskan Native:	0	0	0	0	0	0	0
Native Hawaiian/Other Pacific Islander:	0	0	0	0	0	0	0
American Indian/Alaskan Native & White:	0	0	0	0	0	0	0
Asian White:	0	0	0	0	0	0	0
Black/African American & White:	0	0	0	0	0	0	0
American Indian/Alaskan Native & Black/African American:	0	0	0	0	0	0	0
Other multi-racial:	0	0	0	0	0	0	0
Asian/Pacific Islander:	0	0	0	0	0	0	0
Hispanic:	0	0	0	0	0	0	0
Total:	0	0	0	0	0	0	0
Female-headed Households:	0		0		0		

Income Category:

	Owner	Renter	Total	Person
Extremely Low	0	0	0	0
Low Mod	0	0	0	0
Moderate	0	0	0	0
Non Low Moderate	0	0	0	0
Total	0	0	0	0
Percent Low/Mod	0.0%	0.0%	0.0%	0.0%

Annual Accomplishments

Accomplishment Narrative

Year # Benefiting  
 UGLG: Medina County  
 Grant Year: 2019  
 Project: 0001 - 2019 CD

Objective: Create suitable living environments

IDIS Activity: 45427 - 7219271 Medina County  
 Activity to prevent, prepare for, and respond to Coronavirus: No

Outcome: Sustainability

Status: Open

Matrix Code: Water/Sewer Improvements (03J)

Location:

1502 Avenue K Hondo, TX 78861-1820

National Objective: LMA

Initial Funding Date: 12/12/2019  
 Financing:  
 Funded Amount: \$244,750.00  
 Net Drawn: \$194,180.20  
 Balance: \$50,569.80

Description:

Contractor shall install seven thousand six hundred linear feet (7,600 l.f.) of six-inch (6") water line, boring, service reconnections, and associated appurtenances.

Proposed Accomplishments:

People (General) : 183  
 Total Population in Service Area: 121  
 Census Tract Percent Low / Mod: 52.00

Actual Accomplishments:

Number assisted:

	Owner		Renter		Total		Person
	Total	Hispanic	Total	Hispanic	Total	Hispanic	
White:	0	0	0	0	0	0	0
Black/African American:	0	0	0	0	0	0	0
Asian:	0	0	0	0	0	0	0
American Indian/Alaskan Native:	0	0	0	0	0	0	0
Native Hawaiian/Other Pacific Islander:	0	0	0	0	0	0	0
American Indian/Alaskan Native & White:	0	0	0	0	0	0	0
Asian White:	0	0	0	0	0	0	0
Black/African American & White:	0	0	0	0	0	0	0
American Indian/Alaskan Native & Black/African American:	0	0	0	0	0	0	0
Other multi-racial:	0	0	0	0	0	0	0
Asian/Pacific Islander:	0	0	0	0	0	0	0
Hispanic:	0	0	0	0	0	0	0
Total:	0	0	0	0	0	0	0
Female-headed Households:	0		0		0		

Income Category:

Owner Renter Total Person

Extremely Low	0	0	0	0
Low Mod	0	0	0	0
Moderate	0	0	0	0
Non Low Moderate	0	0	0	0
Total	0	0	0	0
Percent Low/Mod	0.0%	0.0%	0.0%	0.0%

Annual Accomplishments      Accomplishment Narrative

Year      # Benefiting

UGLG:  
Grant Year:    2019  
Project:        0001 - 2019 CD      Objective:  
  
IDIS Activity:    45428 - 7219279 Megargel      Outcome:  
Activity to prevent, prepare for, and respond to Coronavirus:    No  
  
Status:        Open      Matrix Code:        General Program Administration (21A)  
Location:  
, -      National Objective:

Initial Funding Date:    12/12/2019  
Financing:  
Funded Amount:        \$30,000.00  
Net Drawn:            \$15,000.00  
Balance:                \$15,000.00

Description:  
local admin

Proposed Accomplishments:  
: 0  
Total Population in Service Area: 0  
Census Tract Percent Low / Mod: 0.00

Actual Accomplishments:

Number assisted:

Owner		Renter		Total		Person
Total	Hispanic	Total	Hispanic	Total	Hispanic	

White:	0	0	0	0	0	0	0
Black/African American:	0	0	0	0	0	0	0
Asian:	0	0	0	0	0	0	0
American Indian/Alaskan Native:	0	0	0	0	0	0	0
Native Hawaiian/Other Pacific Islander:	0	0	0	0	0	0	0
American Indian/Alaskan Native & White:	0	0	0	0	0	0	0
Asian White:	0	0	0	0	0	0	0
Black/African American & White:	0	0	0	0	0	0	0
American Indian/Alaskan Native & Black/African American:	0	0	0	0	0	0	0
Other multi-racial:	0	0	0	0	0	0	0
Asian/Pacific Islander:	0	0	0	0	0	0	0
Hispanic:	0	0	0	0	0	0	0
Total:	0	0	0	0	0	0	0
Female-headed Households:	0		0		0		

Income Category:

	Owner	Renter	Total	Person
Extremely Low	0	0	0	0
Low Mod	0	0	0	0
Moderate	0	0	0	0
Non Low Moderate	0	0	0	0
Total	0	0	0	0
Percent Low/Mod	0.0%	0.0%	0.0%	0.0%

Annual Accomplishments

Accomplishment Narrative

Year # Benefiting

UGLG:  
Grant Year: 2019  
Project: 0001 - 2019 CD

Objective:

IDIS Activity: 45430 - 7219280 Mineral Wells  
Activity to prevent, prepare for, and respond to Coronavirus: No

Outcome:

Status: Open  
Location:

Matrix Code: General Program Administration (21A)

National Objective:



Initial Funding Date: 12/12/2019  
 Financing:  
 Funded Amount: \$50,000.00  
 Net Drawn: \$35,000.00  
 Balance: \$15,000.00

Description:  
 local admin

Proposed Accomplishments:

: 0  
 Total Population in Service Area: 0  
 Census Tract Percent Low / Mod: 0.00

Actual Accomplishments:

Number assisted:

	Owner		Renter		Total		Person
	Total	Hispanic	Total	Hispanic	Total	Hispanic	
White:	0	0	0	0	0	0	0
Black/African American:	0	0	0	0	0	0	0
Asian:	0	0	0	0	0	0	0
American Indian/Alaskan Native:	0	0	0	0	0	0	0
Native Hawaiian/Other Pacific Islander:	0	0	0	0	0	0	0
American Indian/Alaskan Native & White:	0	0	0	0	0	0	0
Asian White:	0	0	0	0	0	0	0
Black/African American & White:	0	0	0	0	0	0	0
American Indian/Alaskan Native & Black/African American:	0	0	0	0	0	0	0
Other multi-racial:	0	0	0	0	0	0	0
Asian/Pacific Islander:	0	0	0	0	0	0	0
Hispanic:	0	0	0	0	0	0	0
Total:	0	0	0	0	0	0	0
Female-headed Households:	0		0		0		

Income Category:

	Owner	Renter	Total	Person
Extremely Low	0	0	0	0
Low Mod	0	0	0	0
Moderate	0	0	0	0

Non Low Moderate	0	0	0	0
Total	0	0	0	0
Percent Low/Mod	0.0%	0.0%	0.0%	0.0%

Annual Accomplishments      Accomplishment Narrative

Year      # Benefiting  
 UGLG:      MINERAL WELLS  
 Grant Year:      2019  
 Project:      0001 - 2019 CD

Objective:      Create suitable living environments

IDIS Activity:      45431 - 7219280 Mineral Wells  
 Activity to prevent, prepare for, and respond to Coronavirus:      No

Outcome:      Sustainability

Status:      Open  
 Location:  
 PO Box 460 Mineral Wells, TX 76068-0460

Matrix Code:      Street Improvements (03K)

National Objective: LMA

Initial Funding Date:      12/12/2019  
 Financing:  
 Funded Amount:      \$450,000.00  
 Net Drawn:      \$61,325.00  
 Balance:      \$388,675.00

Description:  
 Contractor shall reconstruct three thousand linear feet (3,000 l.f.) of three-inch (3” $\times$ 4” $\times$ 4”)HMAC pavement and concrete curb and gutter, and install five hundred linear feet (500 l.f.) of concrete valley gutter.

Proposed Accomplishments:  
 People (General) : 102  
 Total Population in Service Area: 102  
 Census Tract Percent Low / Mod: 67.60

Actual Accomplishments:

Number assisted:

	Owner		Renter		Total		
	Total	Hispanic	Total	Hispanic	Total	Hispanic	Person
White:	0	0	0	0	0	0	0
Black/African American:	0	0	0	0	0	0	0
Asian:	0	0	0	0	0	0	0

American Indian/Alaskan Native:	0	0	0	0	0	0	0
Native Hawaiian/Other Pacific Islander:	0	0	0	0	0	0	0
American Indian/Alaskan Native & White:	0	0	0	0	0	0	0
Asian White:	0	0	0	0	0	0	0
Black/African American & White:	0	0	0	0	0	0	0
American Indian/Alaskan Native & Black/African American:	0	0	0	0	0	0	0
Other multi-racial:	0	0	0	0	0	0	0
Asian/Pacific Islander:	0	0	0	0	0	0	0
Hispanic:	0	0	0	0	0	0	0
Total:	0	0	0	0	0	0	0
Female-headed Households:	0		0		0		

Income Category:

	Owner	Renter	Total	Person
Extremely Low	0	0	0	0
Low Mod	0	0	0	0
Moderate	0	0	0	0
Non Low Moderate	0	0	0	0
Total	0	0	0	0
Percent Low/Mod	0.0%	0.0%	0.0%	0.0%

Annual Accomplishments

Accomplishment Narrative

Year # Benefiting

UGLG:

Grant Year: 2019

Project: 0001 - 2019 CD

Objective:

IDIS Activity: 45432 - 7219281 Mingus

Outcome:

Activity to prevent, prepare for, and respond to Coronavirus: No

Status: Open

Matrix Code: General Program Administration (21A)

Location:

National Objective:

Initial Funding Date: 12/12/2019

Description:

Financing:

local admin

Funded Amount: \$50,000.00  
 Net Drawn: \$35,600.00  
 Balance: \$14,400.00

Proposed Accomplishments:

: 0  
 Total Population in Service Area: 0  
 Census Tract Percent Low / Mod: 0.00

Actual Accomplishments:

Number assisted:

	Owner		Renter		Total		Person
	Total	Hispanic	Total	Hispanic	Total	Hispanic	
White:	0	0	0	0	0	0	0
Black/African American:	0	0	0	0	0	0	0
Asian:	0	0	0	0	0	0	0
American Indian/Alaskan Native:	0	0	0	0	0	0	0
Native Hawaiian/Other Pacific Islander:	0	0	0	0	0	0	0
American Indian/Alaskan Native & White:	0	0	0	0	0	0	0
Asian White:	0	0	0	0	0	0	0
Black/African American & White:	0	0	0	0	0	0	0
American Indian/Alaskan Native & Black/African American:	0	0	0	0	0	0	0
Other multi-racial:	0	0	0	0	0	0	0
Asian/Pacific Islander:	0	0	0	0	0	0	0
Hispanic:	0	0	0	0	0	0	0
Total:	0	0	0	0	0	0	0
Female-headed Households:	0		0		0		

Income Category:

	Owner	Renter	Total	Person
Extremely Low	0	0	0	0
Low Mod	0	0	0	0
Moderate	0	0	0	0
Non Low Moderate	0	0	0	0
Total	0	0	0	0
Percent Low/Mod	0.0%	0.0%	0.0%	0.0%

Annual Accomplishments      Accomplishment Narrative

Year      # Benefiting

UGLG:      Mingus

Grant Year:      2019

Project:      0001 - 2019 CD

Objective:      Create suitable living environments

IDIS Activity:      45433 - 7219281 Mingus

Outcome:      Sustainability

Activity to prevent, prepare for, and respond to Coronavirus:      No

Status:      Open

Matrix Code:      Water/Sewer Improvements (03J)

Location:

PO Box 115      Mingus, TX 76463-0115

National Objective:      LMA

Initial Funding Date:      12/12/2019

Financing:

Funded Amount:      \$450,000.00

Net Drawn:      \$352,215.29

Balance:      \$97,784.71

Description:

Contractor shall install approximately one hundred seventy-four (174) residential meters and boxes, including all associated appurtenances.

Additionally, contractor shall install eight thousand three hundred linear feet (8,300 l.f.) of

Proposed Accomplishments:

People (General) : 247

Total Population in Service Area: 247

Census Tract Percent Low / Mod: 74.40

Actual Accomplishments:

Number assisted:

	Owner		Renter		Total		Person
	Total	Hispanic	Total	Hispanic	Total	Hispanic	
White:	0	0	0	0	0	0	0
Black/African American:	0	0	0	0	0	0	0
Asian:	0	0	0	0	0	0	0
American Indian/Alaskan Native:	0	0	0	0	0	0	0
Native Hawaiian/Other Pacific Islander:	0	0	0	0	0	0	0
American Indian/Alaskan Native & White:	0	0	0	0	0	0	0
Asian White:	0	0	0	0	0	0	0

Black/African American & White:	0	0	0	0	0	0	0
American Indian/Alaskan Native & Black/African American:	0	0	0	0	0	0	0
Other multi-racial:	0	0	0	0	0	0	0
Asian/Pacific Islander:	0	0	0	0	0	0	0
Hispanic:	0	0	0	0	0	0	0
Total:	0	0	0	0	0	0	0
Female-headed Households:	0		0		0		

Income Category:

	Owner	Renter	Total	Person
Extremely Low	0	0	0	0
Low Mod	0	0	0	0
Moderate	0	0	0	0
Non Low Moderate	0	0	0	0
Total	0	0	0	0
Percent Low/Mod	0.0%	0.0%	0.0%	0.0%

Annual Accomplishments

Accomplishment Narrative

Year # Benefiting

UGLG:

Grant Year: 2019

Project: 0001 - 2019 CD

Objective:

IDIS Activity: 45436 - 7219290 Morgan

Outcome:

Activity to prevent, prepare for, and respond to Coronavirus: No

Status: Open

Matrix Code: General Program Administration (21A)

Location:

National Objective:

Initial Funding Date: 12/13/2019

Description:

Financing:

local admin

Funded Amount: \$20,000.00

Net Drawn: \$18,000.00

Balance: \$2,000.00

Proposed Accomplishments:

: 0

Total Population in Service Area: 0

Census Tract Percent Low / Mod: 0.00

Actual Accomplishments:

Number assisted:

	Owner		Renter		Total		Person
	Total	Hispanic	Total	Hispanic	Total	Hispanic	
White:	0	0	0	0	0	0	0
Black/African American:	0	0	0	0	0	0	0
Asian:	0	0	0	0	0	0	0
American Indian/Alaskan Native:	0	0	0	0	0	0	0
Native Hawaiian/Other Pacific Islander:	0	0	0	0	0	0	0
American Indian/Alaskan Native & White:	0	0	0	0	0	0	0
Asian White:	0	0	0	0	0	0	0
Black/African American & White:	0	0	0	0	0	0	0
American Indian/Alaskan Native & Black/African American:	0	0	0	0	0	0	0
Other multi-racial:	0	0	0	0	0	0	0
Asian/Pacific Islander:	0	0	0	0	0	0	0
Hispanic:	0	0	0	0	0	0	0
Total:	0	0	0	0	0	0	0
Female-headed Households:	0		0		0		

Income Category:

	Owner	Renter	Total	Person
Extremely Low	0	0	0	0
Low Mod	0	0	0	0
Moderate	0	0	0	0
Non Low Moderate	0	0	0	0
Total	0	0	0	0
Percent Low/Mod	0.0%	0.0%	0.0%	0.0%

Annual Accomplishments

Accomplishment Narrative

Year # Benefiting  
 UGLG: Morgan

Grant Year: 2019  
Project: 0001 - 2019 CD

Objective: Create suitable living environments

IDIS Activity: 45438 - 7219290 Morgan  
Activity to prevent, prepare for, and respond to Coronavirus: No

Outcome: Sustainability

Status: Open  
Location:  
PO Box 381 Morgan, TX 76671-0381

Matrix Code: Water/Sewer Improvements (03J)

National Objective: LMA

Initial Funding Date: 12/13/2019  
Financing:  
Funded Amount: \$280,000.00  
Net Drawn: \$223,700.00  
Balance: \$56,300.00

Description:  
Contractor shall replace sixty (60) isolation gate valves and install two (2) air release valves, and all associated appurtenances.  
Installation shall take place at various locations throughout the City of Morgan.

Proposed Accomplishments:  
People (General) : 515  
Total Population in Service Area: 515  
Census Tract Percent Low / Mod: 54.30

Actual Accomplishments:

Number assisted:

	Owner		Renter		Total		Person
	Total	Hispanic	Total	Hispanic	Total	Hispanic	
White:	0	0	0	0	0	0	0
Black/African American:	0	0	0	0	0	0	0
Asian:	0	0	0	0	0	0	0
American Indian/Alaskan Native:	0	0	0	0	0	0	0
Native Hawaiian/Other Pacific Islander:	0	0	0	0	0	0	0
American Indian/Alaskan Native & White:	0	0	0	0	0	0	0
Asian White:	0	0	0	0	0	0	0
Black/African American & White:	0	0	0	0	0	0	0
American Indian/Alaskan Native & Black/African American:	0	0	0	0	0	0	0
Other multi-racial:	0	0	0	0	0	0	0



Asian/Pacific Islander:	0	0	0	0	0	0	0
Hispanic:	0	0	0	0	0	0	0
Total:	0	0	0	0	0	0	0
Female-headed Households:	0		0		0		

Income Category:

	Owner	Renter	Total	Person
Extremely Low	0	0	0	0
Low Mod	0	0	0	0
Moderate	0	0	0	0
Non Low Moderate	0	0	0	0
Total	0	0	0	0
Percent Low/Mod	0.0%	0.0%	0.0%	0.0%

Annual Accomplishments

Accomplishment Narrative

Year # Benefiting

UGLG:  
 Grant Year: 2019  
 Project: 0001 - 2019 CD

Objective:

IDIS Activity: 45442 - 7219291 Morris County

Outcome:

Activity to prevent, prepare for, and respond to Coronavirus: No

Status: Open

Matrix Code: General Program Administration (21A)

Location:

National Objective:

Initial Funding Date: 12/13/2019

Description:

Financing:  
 Funded Amount: \$30,250.00  
 Net Drawn: \$30,250.00  
 Balance: \$0.00

local admin

Proposed Accomplishments:

: 0

Total Population in Service Area: 0  
 Census Tract Percent Low / Mod: 0.00

Actual Accomplishments:

Number assisted:

	Owner		Renter		Total		Person
	Total	Hispanic	Total	Hispanic	Total	Hispanic	
White:	0	0	0	0	0	0	0
Black/African American:	0	0	0	0	0	0	0
Asian:	0	0	0	0	0	0	0
American Indian/Alaskan Native:	0	0	0	0	0	0	0
Native Hawaiian/Other Pacific Islander:	0	0	0	0	0	0	0
American Indian/Alaskan Native & White:	0	0	0	0	0	0	0
Asian White:	0	0	0	0	0	0	0
Black/African American & White:	0	0	0	0	0	0	0
American Indian/Alaskan Native & Black/African American:	0	0	0	0	0	0	0
Other multi-racial:	0	0	0	0	0	0	0
Asian/Pacific Islander:	0	0	0	0	0	0	0
Hispanic:	0	0	0	0	0	0	0
Total:	0	0	0	0	0	0	0
Female-headed Households:	0		0		0		

Income Category:

	Owner	Renter	Total	Person
Extremely Low	0	0	0	0
Low Mod	0	0	0	0
Moderate	0	0	0	0
Non Low Moderate	0	0	0	0
Total	0	0	0	0
Percent Low/Mod	0.0%	0.0%	0.0%	0.0%

Annual Accomplishments

Accomplishment Narrative

Year # Benefiting  
 UGLG: MORRIS COUNTY  
 Grant Year: 2019  
 Project: 0001 - 2019 CD

Objective: Create suitable living environments

IDIS Activity: 45443 - 7219291 Morris County

Outcome: Sustainability

Activity to prevent, prepare for, and respond to Coronavirus: No

Status: Open

Matrix Code: Water/Sewer Improvements (03J)

Location:

500 Broadnax St Ste B Daingerfield, TX 75638-1399

National Objective: LMA

Initial Funding Date: 12/13/2019

Description:

Financing:

Contractor shall replace twenty-two thousand seven hundred sixty linear feet (22,760 l.f.)

Funded Amount: \$244,750.00

of six-inch (6") water line, boring, one hundred eighty linear feet (180 l.f.)

Net Drawn: \$244,750.00

steel encasing, valves, and all associated appurtenances.

Balance: \$0.00

Proposed Accomplishments:

People (General) : 47

Total Population in Service Area: 47

Census Tract Percent Low / Mod: 57.40

Actual Accomplishments:

Number assisted:

	Owner		Renter		Total		Person
	Total	Hispanic	Total	Hispanic	Total	Hispanic	
White:	0	0	0	0	0	0	0
Black/African American:	0	0	0	0	0	0	0
Asian:	0	0	0	0	0	0	0
American Indian/Alaskan Native:	0	0	0	0	0	0	0
Native Hawaiian/Other Pacific Islander:	0	0	0	0	0	0	0
American Indian/Alaskan Native & White:	0	0	0	0	0	0	0
Asian White:	0	0	0	0	0	0	0
Black/African American & White:	0	0	0	0	0	0	0
American Indian/Alaskan Native & Black/African American:	0	0	0	0	0	0	0
Other multi-racial:	0	0	0	0	0	0	0
Asian/Pacific Islander:	0	0	0	0	0	0	0
Hispanic:	0	0	0	0	0	0	0

Total: 0 0 0 0 0 0 0  
 Female-headed Households: 0 0 0 0 0 0 0

Income Category:

	Owner	Renter	Total	Person
Extremely Low	0	0	0	0
Low Mod	0	0	0	0
Moderate	0	0	0	0
Non Low Moderate	0	0	0	0
Total	0	0	0	0
Percent Low/Mod	0.0%	0.0%	0.0%	0.0%

Annual Accomplishments

Accomplishment Narrative

Year # Benefiting

UGLG:

Grant Year: 2019

Project: 0001 - 2019 CD

Objective:

IDIS Activity: 45444 - 7219299 Munday

Outcome:

Activity to prevent, prepare for, and respond to Coronavirus: No

Status: Open

Matrix Code: General Program Administration (21A)

Location:

National Objective:

Initial Funding Date: 12/13/2019

Description:

Financing:

local admin

Funded Amount: \$30,250.00

Net Drawn: \$21,175.00

Balance: \$9,075.00

Proposed Accomplishments:

: 0

Total Population in Service Area: 0

Census Tract Percent Low / Mod: 0.00

Actual Accomplishments:

Number assisted:

	Owner		Renter		Total		Person
	Total	Hispanic	Total	Hispanic	Total	Hispanic	
White:	0	0	0	0	0	0	0
Black/African American:	0	0	0	0	0	0	0
Asian:	0	0	0	0	0	0	0
American Indian/Alaskan Native:	0	0	0	0	0	0	0
Native Hawaiian/Other Pacific Islander:	0	0	0	0	0	0	0
American Indian/Alaskan Native & White:	0	0	0	0	0	0	0
Asian White:	0	0	0	0	0	0	0
Black/African American & White:	0	0	0	0	0	0	0
American Indian/Alaskan Native & Black/African American:	0	0	0	0	0	0	0
Other multi-racial:	0	0	0	0	0	0	0
Asian/Pacific Islander:	0	0	0	0	0	0	0
Hispanic:	0	0	0	0	0	0	0
Total:	0	0	0	0	0	0	0
Female-headed Households:	0		0		0		

Income Category:

	Owner	Renter	Total	Person
Extremely Low	0	0	0	0
Low Mod	0	0	0	0
Moderate	0	0	0	0
Non Low Moderate	0	0	0	0
Total	0	0	0	0
Percent Low/Mod	0.0%	0.0%	0.0%	0.0%

Annual Accomplishments

Accomplishment Narrative

Year # Benefiting

UGLG: MUNDAY

Grant Year: 2019

Project: 0001 - 2019 CD

Objective: Create suitable living environments

IDIS Activity: 45445 - 7219299 Munday

Outcome: Sustainability

Activity to prevent, prepare for, and respond to Coronavirus: No

Status: Open

Matrix Code: Water/Sewer Improvements (03J)

Location:

PO Box 39 Munday, TX 76371-0039

National Objective: LMA

Initial Funding Date: 12/13/2019  
Financing:  
Funded Amount: \$244,750.00  
Net Drawn: \$170,032.56  
Balance: \$74,717.44

Description:  
Contractor shall install four hundred seventy-nine (479) residential water meters, and all associated appurtenances.  
Construction shall take place throughout the city.

Proposed Accomplishments:

People (General) : 1,156  
Total Population in Service Area: 1,156  
Census Tract Percent Low / Mod: 72.40

Actual Accomplishments:

Number assisted:

	Owner		Renter		Total		Person
	Total	Hispanic	Total	Hispanic	Total	Hispanic	
White:	0	0	0	0	0	0	0
Black/African American:	0	0	0	0	0	0	0
Asian:	0	0	0	0	0	0	0
American Indian/Alaskan Native:	0	0	0	0	0	0	0
Native Hawaiian/Other Pacific Islander:	0	0	0	0	0	0	0
American Indian/Alaskan Native & White:	0	0	0	0	0	0	0
Asian White:	0	0	0	0	0	0	0
Black/African American & White:	0	0	0	0	0	0	0
American Indian/Alaskan Native & Black/African American:	0	0	0	0	0	0	0
Other multi-racial:	0	0	0	0	0	0	0
Asian/Pacific Islander:	0	0	0	0	0	0	0
Hispanic:	0	0	0	0	0	0	0
Total:	0	0	0	0	0	0	0
Female-headed Households:	0		0		0		

Income Category:

	Owner	Renter	Total	Person
Extremely Low	0	0	0	0
Low Mod	0	0	0	0
Moderate	0	0	0	0
Non Low Moderate	0	0	0	0
Total	0	0	0	0
Percent Low/Mod	0.0%	0.0%	0.0%	0.0%

Annual Accomplishments

Accomplishment Narrative

Year # Benefiting

UGLG:

Grant Year: 2019

Project: 0001 - 2019 CD

Objective:

IDIS Activity: 45446 - 7219300 Nacogdoches County

Outcome:

Activity to prevent, prepare for, and respond to Coronavirus: No

Status: Open

Matrix Code: General Program Administration (21A)

Location:

National Objective:

Initial Funding Date: 12/13/2019

Description:

Financing:

local admin

Funded Amount: \$8,160.00

Net Drawn: \$4,896.00

Balance: \$3,264.00

Proposed Accomplishments:

: 0

Total Population in Service Area: 0

Census Tract Percent Low / Mod: 0.00

Actual Accomplishments:

Number assisted:

	Owner		Renter		Total		Person
	Total	Hispanic	Total	Hispanic	Total	Hispanic	
White:	0	0	0	0	0	0	0
Black/African American:	0	0	0	0	0	0	0
Asian:	0	0	0	0	0	0	0
American Indian/Alaskan Native:	0	0	0	0	0	0	0
Native Hawaiian/Other Pacific Islander:	0	0	0	0	0	0	0
American Indian/Alaskan Native & White:	0	0	0	0	0	0	0
Asian White:	0	0	0	0	0	0	0
Black/African American & White:	0	0	0	0	0	0	0
American Indian/Alaskan Native & Black/African American:	0	0	0	0	0	0	0
Other multi-racial:	0	0	0	0	0	0	0
Asian/Pacific Islander:	0	0	0	0	0	0	0
Hispanic:	0	0	0	0	0	0	0
Total:	0	0	0	0	0	0	0
Female-headed Households:	0		0		0		

Income Category:

	Owner	Renter	Total	Person
Extremely Low	0	0	0	0
Low Mod	0	0	0	0
Moderate	0	0	0	0
Non Low Moderate	0	0	0	0
Total	0	0	0	0
Percent Low/Mod	0.0%	0.0%	0.0%	0.0%

Annual Accomplishments

Accomplishment Narrative

Year # Benefiting  
 UGLG: NACOGDOCHES COUNTY  
 Grant Year: 2019  
 Project: 0001 - 2019 CD Objective: Create suitable living environments

IDIS Activity: 45447 - 7219300 Nacogdoches County Outcome: Sustainability  
 Activity to prevent, prepare for, and respond to Coronavirus: No

Status: Open Matrix Code: Water/Sewer Improvements (03J)



Location:

101 W Main St Ste 130 Nacogdoches, TX 75961-4883

National Objective: LMA

Initial Funding Date: 12/13/2019  
 Financing:  
 Funded Amount: \$37,443.40  
 Net Drawn: \$33,717.40  
 Balance: \$3,726.00

Description:

Contractor shall install a new pressure filter vessel with filter media, related valves, piping, backwash system, surge tank, site and concrete related work, and all associated appurtenances.

Proposed Accomplishments:

People (General) : 1,008  
 Total Population in Service Area: 1,008  
 Census Tract Percent Low / Mod: 60.10

Actual Accomplishments:

Number assisted:

	Owner		Renter		Total		Person
	Total	Hispanic	Total	Hispanic	Total	Hispanic	
White:	0	0	0	0	0	0	0
Black/African American:	0	0	0	0	0	0	0
Asian:	0	0	0	0	0	0	0
American Indian/Alaskan Native:	0	0	0	0	0	0	0
Native Hawaiian/Other Pacific Islander:	0	0	0	0	0	0	0
American Indian/Alaskan Native & White:	0	0	0	0	0	0	0
Asian White:	0	0	0	0	0	0	0
Black/African American & White:	0	0	0	0	0	0	0
American Indian/Alaskan Native & Black/African American:	0	0	0	0	0	0	0
Other multi-racial:	0	0	0	0	0	0	0
Asian/Pacific Islander:	0	0	0	0	0	0	0
Hispanic:	0	0	0	0	0	0	0
Total:	0	0	0	0	0	0	0
Female-headed Households:	0		0		0		

Income Category:

Owner	Renter	Total	Person
-------	--------	-------	--------

Extremely Low	0	0	0	0
Low Mod	0	0	0	0
Moderate	0	0	0	0
Non Low Moderate	0	0	0	0
Total	0	0	0	0
Percent Low/Mod	0.0%	0.0%	0.0%	0.0%

Annual Accomplishments      Accomplishment Narrative

Year      # Benefiting

UGLG:  
Grant Year:    2019  
Project:        0001 - 2019 CD      Objective:  
  
IDIS Activity:    45448 - 7219301 Naples      Outcome:  
Activity to prevent, prepare for, and respond to Coronavirus:    No  
  
Status:        Open      Matrix Code:      General Program Administration (21A)  
Location:  
, -      National Objective:

Initial Funding Date:    12/13/2019  
Financing:  
Funded Amount:          \$30,250.00  
Net Drawn:                \$27,225.00  
Balance:                  \$3,025.00

Description:  
local admin

Proposed Accomplishments:  
: 0  
Total Population in Service Area: 0  
Census Tract Percent Low / Mod: 0.00

Actual Accomplishments:

Number assisted:

Owner		Renter		Total		Person
Total	Hispanic	Total	Hispanic	Total	Hispanic	

White:	0	0	0	0	0	0	0
Black/African American:	0	0	0	0	0	0	0
Asian:	0	0	0	0	0	0	0
American Indian/Alaskan Native:	0	0	0	0	0	0	0
Native Hawaiian/Other Pacific Islander:	0	0	0	0	0	0	0
American Indian/Alaskan Native & White:	0	0	0	0	0	0	0
Asian White:	0	0	0	0	0	0	0
Black/African American & White:	0	0	0	0	0	0	0
American Indian/Alaskan Native & Black/African American:	0	0	0	0	0	0	0
Other multi-racial:	0	0	0	0	0	0	0
Asian/Pacific Islander:	0	0	0	0	0	0	0
Hispanic:	0	0	0	0	0	0	0
Total:	0	0	0	0	0	0	0
Female-headed Households:	0		0		0		

Income Category:

	Owner	Renter	Total	Person
Extremely Low	0	0	0	0
Low Mod	0	0	0	0
Moderate	0	0	0	0
Non Low Moderate	0	0	0	0
Total	0	0	0	0
Percent Low/Mod	0.0%	0.0%	0.0%	0.0%

Annual Accomplishments

Accomplishment Narrative

Year # Benefiting  
 UGLG: NAPLES  
 Grant Year: 2019

Project: 0001 - 2019 CD

Objective: Create suitable living environments

IDIS Activity: 45449 - 7219301 Naples

Outcome: Sustainability

Activity to prevent, prepare for, and respond to Coronavirus: No

Status: Open

Matrix Code: Water/Sewer Improvements (03J)

Location:

PO Box 340 Naples, TX 75568-0340

National Objective: LMA

Initial Funding Date: 12/13/2019  
 Financing:  
 Funded Amount: \$244,750.00  
 Net Drawn: \$244,750.00  
 Balance: \$0.00

Description:  
 Contractor shall install two thousand eighty-eight linear feet (2,088 l.f.) of ten-inch (10") sewer line, manholes, service reconnections, and all associated appurtenances.

Proposed Accomplishments:

People (General) : 1,305  
 Total Population in Service Area: 1,305  
 Census Tract Percent Low / Mod: 52.40

Actual Accomplishments:

Number assisted:

	Owner		Renter		Total		Person
	Total	Hispanic	Total	Hispanic	Total	Hispanic	
White:	0	0	0	0	0	0	0
Black/African American:	0	0	0	0	0	0	0
Asian:	0	0	0	0	0	0	0
American Indian/Alaskan Native:	0	0	0	0	0	0	0
Native Hawaiian/Other Pacific Islander:	0	0	0	0	0	0	0
American Indian/Alaskan Native & White:	0	0	0	0	0	0	0
Asian White:	0	0	0	0	0	0	0
Black/African American & White:	0	0	0	0	0	0	0
American Indian/Alaskan Native & Black/African American:	0	0	0	0	0	0	0
Other multi-racial:	0	0	0	0	0	0	0
Asian/Pacific Islander:	0	0	0	0	0	0	0
Hispanic:	0	0	0	0	0	0	0
Total:	0	0	0	0	0	0	0
Female-headed Households:	0		0		0		

Income Category:

	Owner	Renter	Total	Person
Extremely Low	0	0	0	0
Low Mod	0	0	0	0
Moderate	0	0	0	0

Non Low Moderate	0	0	0	0
Total	0	0	0	0
Percent Low/Mod	0.0%	0.0%	0.0%	0.0%

Annual Accomplishments      Accomplishment Narrative

Year      # Benefiting

UGLG:

Grant Year:    2019

Project:        0001 - 2018 CD

Objective:

IDIS Activity:    45452 - 7219310 Newark

Outcome:

Activity to prevent, prepare for, and respond to Coronavirus:    No

Status:        Open

Matrix Code:      General Program Administration (21A)

Location:

National Objective:

Initial Funding Date:    12/13/2019

Description:

Financing:

local admin

Funded Amount:        \$0.00

Net Drawn:              \$0.00

Balance:                \$0.00

Proposed Accomplishments:

: 0

Total Population in Service Area: 0

Census Tract Percent Low / Mod: 0.00

Actual Accomplishments:

Number assisted:

	Owner		Renter		Total		
	Total	Hispanic	Total	Hispanic	Total	Hispanic	Person
White:	0	0	0	0	0	0	0
Black/African American:	0	0	0	0	0	0	0
Asian:	0	0	0	0	0	0	0

American Indian/Alaskan Native:	0	0	0	0	0	0	0
Native Hawaiian/Other Pacific Islander:	0	0	0	0	0	0	0
American Indian/Alaskan Native & White:	0	0	0	0	0	0	0
Asian White:	0	0	0	0	0	0	0
Black/African American & White:	0	0	0	0	0	0	0
American Indian/Alaskan Native & Black/African American:	0	0	0	0	0	0	0
Other multi-racial:	0	0	0	0	0	0	0
Asian/Pacific Islander:	0	0	0	0	0	0	0
Hispanic:	0	0	0	0	0	0	0
Total:	0	0	0	0	0	0	0
Female-headed Households:	0		0		0		

Income Category:

	Owner	Renter	Total	Person
Extremely Low	0	0	0	0
Low Mod	0	0	0	0
Moderate	0	0	0	0
Non Low Moderate	0	0	0	0
Total	0	0	0	0
Percent Low/Mod	0.0%	0.0%	0.0%	0.0%

Annual Accomplishments

Accomplishment Narrative

Year # Benefiting  
 UGLG: NOME  
 Grant Year: 2019  
 Project: 0001 - 2019 CD

Objective: Create suitable living environments

IDIS Activity: 45455 - 7219311 Nome  
 Activity to prevent, prepare for, and respond to Coronavirus: No

Outcome: Sustainability

Status: Open  
 Location:

Matrix Code: Water/Sewer Improvements (03J)

PO Box D Nome, TX 77629-0218

National Objective: LMA

Initial Funding Date: 12/13/2019  
 Financing:

Description:  
 Contractor shall install approximately two thousand four hundred linear feet (2,400 l.f.) of

Funded Amount: \$256,750.00  
 Net Drawn: \$108,672.00  
 Balance: \$148,078.00

six-inch (6") water line, fire hydrants, and service reconnections.

Proposed Accomplishments:

People (General) : 435  
 Total Population in Service Area: 435  
 Census Tract Percent Low / Mod: 55.10

Actual Accomplishments:

Number assisted:

	Owner		Renter		Total		Person
	Total	Hispanic	Total	Hispanic	Total	Hispanic	
White:	0	0	0	0	0	0	0
Black/African American:	0	0	0	0	0	0	0
Asian:	0	0	0	0	0	0	0
American Indian/Alaskan Native:	0	0	0	0	0	0	0
Native Hawaiian/Other Pacific Islander:	0	0	0	0	0	0	0
American Indian/Alaskan Native & White:	0	0	0	0	0	0	0
Asian White:	0	0	0	0	0	0	0
Black/African American & White:	0	0	0	0	0	0	0
American Indian/Alaskan Native & Black/African American:	0	0	0	0	0	0	0
Other multi-racial:	0	0	0	0	0	0	0
Asian/Pacific Islander:	0	0	0	0	0	0	0
Hispanic:	0	0	0	0	0	0	0
Total:	0	0	0	0	0	0	0
Female-headed Households:	0		0		0		

Income Category:

	Owner	Renter	Total	Person
Extremely Low	0	0	0	0
Low Mod	0	0	0	0
Moderate	0	0	0	0
Non Low Moderate	0	0	0	0
Total	0	0	0	0
Percent Low/Mod	0.0%	0.0%	0.0%	0.0%

Annual Accomplishments Accomplishment Narrative

Year # Benefiting

UGLG:

Grant Year: 2019

Project: 0001 - 2019 CD

Objective:

IDIS Activity: 45457 - 7219319 Olney

Outcome:

Activity to prevent, prepare for, and respond to Coronavirus: No

Status: Open

Matrix Code: General Program Administration (21A)

Location:

National Objective:

Initial Funding Date: 12/13/2019

Description:

Financing:

local admin

Funded Amount: \$30,000.00

Net Drawn: \$19,800.00

Balance: \$10,200.00

Proposed Accomplishments:

: 0

Total Population in Service Area: 0

Census Tract Percent Low / Mod: 0.00

Actual Accomplishments:

Number assisted:

	Owner		Renter		Total		
	Total	Hispanic	Total	Hispanic	Total	Hispanic	Person
White:	0	0	0	0	0	0	0
Black/African American:	0	0	0	0	0	0	0
Asian:	0	0	0	0	0	0	0
American Indian/Alaskan Native:	0	0	0	0	0	0	0
Native Hawaiian/Other Pacific Islander:	0	0	0	0	0	0	0
American Indian/Alaskan Native & White:	0	0	0	0	0	0	0
Asian White:	0	0	0	0	0	0	0



Black/African American & White:	0	0	0	0	0	0	0
American Indian/Alaskan Native & Black/African American:	0	0	0	0	0	0	0
Other multi-racial:	0	0	0	0	0	0	0
Asian/Pacific Islander:	0	0	0	0	0	0	0
Hispanic:	0	0	0	0	0	0	0
Total:	0	0	0	0	0	0	0
Female-headed Households:	0		0		0		

Income Category:

	Owner	Renter	Total	Person
Extremely Low	0	0	0	0
Low Mod	0	0	0	0
Moderate	0	0	0	0
Non Low Moderate	0	0	0	0
Total	0	0	0	0
Percent Low/Mod	0.0%	0.0%	0.0%	0.0%

Annual Accomplishments

Accomplishment Narrative

Year # Benefiting

UGLG: OLNEY

Grant Year: 2019

Project: 0001 - 2019 CD

Objective: Create suitable living environments

IDIS Activity: 45458 - 7219319 Olney

Outcome: Sustainability

Activity to prevent, prepare for, and respond to Coronavirus: No

Status: Open

Matrix Code: Water/Sewer Improvements (03J)

Location:

PO Box 546 Olney, TX 76374-0546

National Objective: LMA

Initial Funding Date: 12/13/2019

Financing:

Funded Amount: \$245,000.00

Net Drawn: \$104,608.40

Balance: \$140,391.60

Description:

Contractor shall install two thousand five hundred linear feet (2,500 l.f.) of fifteen-inch (15") wastewater line, manholes, boring, service reconnections, pavement repair, and all associated appurtenances.

Proposed Accomplishments:

People (General) : 362

Total Population in Service Area: 362

Census Tract Percent Low / Mod: 79.80

Actual Accomplishments:

Number assisted:

	Owner		Renter		Total		Person
	Total	Hispanic	Total	Hispanic	Total	Hispanic	
White:	0	0	0	0	0	0	0
Black/African American:	0	0	0	0	0	0	0
Asian:	0	0	0	0	0	0	0
American Indian/Alaskan Native:	0	0	0	0	0	0	0
Native Hawaiian/Other Pacific Islander:	0	0	0	0	0	0	0
American Indian/Alaskan Native & White:	0	0	0	0	0	0	0
Asian White:	0	0	0	0	0	0	0
Black/African American & White:	0	0	0	0	0	0	0
American Indian/Alaskan Native & Black/African American:	0	0	0	0	0	0	0
Other multi-racial:	0	0	0	0	0	0	0
Asian/Pacific Islander:	0	0	0	0	0	0	0
Hispanic:	0	0	0	0	0	0	0
Total:	0	0	0	0	0	0	0
Female-headed Households:	0		0		0		

Income Category:

	Owner	Renter	Total	Person
Extremely Low	0	0	0	0
Low Mod	0	0	0	0
Moderate	0	0	0	0
Non Low Moderate	0	0	0	0
Total	0	0	0	0
Percent Low/Mod	0.0%	0.0%	0.0%	0.0%

Annual Accomplishments

Accomplishment Narrative

Year # Benefiting

UGLG:

Grant Year: 2019  
Project: 0001 - 2019 CD

Objective:

IDIS Activity: 45459 - 7219320 Olton  
Activity to prevent, prepare for, and respond to Coronavirus: No

Outcome:

Status: Open  
Location:

Matrix Code: General Program Administration (21A)

National Objective:

Initial Funding Date: 12/13/2019  
Financing:  
Funded Amount: \$30,250.00  
Net Drawn: \$24,502.50  
Balance: \$5,747.50

Description:  
local admin

Proposed Accomplishments:  
: 0

Total Population in Service Area: 0  
Census Tract Percent Low / Mod: 0.00

Actual Accomplishments:

Number assisted:

	Owner		Renter		Total		Person
	Total	Hispanic	Total	Hispanic	Total	Hispanic	
White:	0	0	0	0	0	0	0
Black/African American:	0	0	0	0	0	0	0
Asian:	0	0	0	0	0	0	0
American Indian/Alaskan Native:	0	0	0	0	0	0	0
Native Hawaiian/Other Pacific Islander:	0	0	0	0	0	0	0
American Indian/Alaskan Native & White:	0	0	0	0	0	0	0
Asian White:	0	0	0	0	0	0	0
Black/African American & White:	0	0	0	0	0	0	0
American Indian/Alaskan Native & Black/African American:	0	0	0	0	0	0	0
Other multi-racial:	0	0	0	0	0	0	0

Asian/Pacific Islander:	0	0	0	0	0	0	0
Hispanic:	0	0	0	0	0	0	0
Total:	0	0	0	0	0	0	0
Female-headed Households:	0		0		0		

Income Category:

	Owner	Renter	Total	Person
Extremely Low	0	0	0	0
Low Mod	0	0	0	0
Moderate	0	0	0	0
Non Low Moderate	0	0	0	0
Total	0	0	0	0
Percent Low/Mod	0.0%	0.0%	0.0%	0.0%

Annual Accomplishments

Accomplishment Narrative

Year # Benefiting  
 UGLG: OLTON  
 Grant Year: 2019  
 Project: 0001 - 2019 CD

Objective: Create suitable living environments

IDIS Activity: 45460 - 7219320 Olton  
 Activity to prevent, prepare for, and respond to Coronavirus: No

Outcome: Sustainability

Status: Open  
 Location:

Matrix Code: Water/Sewer Improvements (03J)

PO Box 1087 Olton, TX 79064-1087

National Objective: LMA

Initial Funding Date: 12/13/2019  
 Financing:  
 Funded Amount: \$244,750.00  
 Net Drawn: \$244,750.00  
 Balance: \$0.00

Description:  
 Contractor shall install nine thousand one hundred ten linear feet (9,110 l.f.) of four-inch (4") and six-inch (6") water line, fire hydrants, service reconnections, pavement repair, and all associated appurtenances.

Proposed Accomplishments:  
 People (General) : 258

Total Population in Service Area: 258  
 Census Tract Percent Low / Mod: 93.00

Actual Accomplishments:

Number assisted:

	Owner		Renter		Total		Person
	Total	Hispanic	Total	Hispanic	Total	Hispanic	
White:	0	0	0	0	0	0	0
Black/African American:	0	0	0	0	0	0	0
Asian:	0	0	0	0	0	0	0
American Indian/Alaskan Native:	0	0	0	0	0	0	0
Native Hawaiian/Other Pacific Islander:	0	0	0	0	0	0	0
American Indian/Alaskan Native & White:	0	0	0	0	0	0	0
Asian White:	0	0	0	0	0	0	0
Black/African American & White:	0	0	0	0	0	0	0
American Indian/Alaskan Native & Black/African American:	0	0	0	0	0	0	0
Other multi-racial:	0	0	0	0	0	0	0
Asian/Pacific Islander:	0	0	0	0	0	0	0
Hispanic:	0	0	0	0	0	0	0
Total:	0	0	0	0	0	0	0
Female-headed Households:	0		0		0		

Income Category:

	Owner	Renter	Total	Person
Extremely Low	0	0	0	0
Low Mod	0	0	0	0
Moderate	0	0	0	0
Non Low Moderate	0	0	0	0
Total	0	0	0	0
Percent Low/Mod	0.0%	0.0%	0.0%	0.0%

Annual Accomplishments

Accomplishment Narrative

Year # Benefiting

UGLG:  
 Grant Year: 2019

Project: 0001 - 2019 CD

Objective:

IDIS Activity: 45461 - 7219321 Pearsall

Outcome:

Activity to prevent, prepare for, and respond to Coronavirus: No

Status: Open

Matrix Code: General Program Administration (21A)

Location:

National Objective:

Initial Funding Date: 12/13/2019

Description:

Financing:

local admin

Funded Amount: \$30,250.00

Net Drawn: \$21,175.00

Balance: \$9,075.00

Proposed Accomplishments:

: 0

Total Population in Service Area: 0

Census Tract Percent Low / Mod: 0.00

Actual Accomplishments:

Number assisted:

	Owner		Renter		Total		Person
	Total	Hispanic	Total	Hispanic	Total	Hispanic	
White:	0	0	0	0	0	0	0
Black/African American:	0	0	0	0	0	0	0
Asian:	0	0	0	0	0	0	0
American Indian/Alaskan Native:	0	0	0	0	0	0	0
Native Hawaiian/Other Pacific Islander:	0	0	0	0	0	0	0
American Indian/Alaskan Native & White:	0	0	0	0	0	0	0
Asian White:	0	0	0	0	0	0	0
Black/African American & White:	0	0	0	0	0	0	0
American Indian/Alaskan Native & Black/African American:	0	0	0	0	0	0	0
Other multi-racial:	0	0	0	0	0	0	0
Asian/Pacific Islander:	0	0	0	0	0	0	0
Hispanic:	0	0	0	0	0	0	0

Total: 0 0 0 0 0 0 0  
 Female-headed Households: 0 0 0 0 0 0 0

Income Category:

	Owner	Renter	Total	Person
Extremely Low	0	0	0	0
Low Mod	0	0	0	0
Moderate	0	0	0	0
Non Low Moderate	0	0	0	0
Total	0	0	0	0
Percent Low/Mod	0.0%	0.0%	0.0%	0.0%

Annual Accomplishments

Accomplishment Narrative

Year # Benefiting  
 UGLG: PEARSALL  
 Grant Year: 2019  
 Project: 0001 - 2019 CD

Objective: Create suitable living environments

IDIS Activity: 45462 - 7219321 Pearsall  
 Activity to prevent, prepare for, and respond to Coronavirus: No

Outcome: Sustainability

Status: Open  
 Location:

Matrix Code: Water/Sewer Improvements (03J)

215 S Ash St Pearsall, TX 78061-3133

National Objective: LMA

Initial Funding Date: 12/13/2019  
 Financing:  
 Funded Amount: \$244,750.00  
 Net Drawn: \$85,900.15  
 Balance: \$158,849.85

Description:  
 Contractor shall install three thousand five hundred sixty linear feet (3,560 l.f.) of six-inch (6") eight-inch (8") and ten-inch (10") sewer line, manholes, service reconnections, and all associated appurtenances.

Proposed Accomplishments:

People (General) : 132  
 Total Population in Service Area: 132  
 Census Tract Percent Low / Mod: 70.40

Actual Accomplishments:

Number assisted:

	Owner		Renter		Total		Person
	Total	Hispanic	Total	Hispanic	Total	Hispanic	
White:	0	0	0	0	0	0	0
Black/African American:	0	0	0	0	0	0	0
Asian:	0	0	0	0	0	0	0
American Indian/Alaskan Native:	0	0	0	0	0	0	0
Native Hawaiian/Other Pacific Islander:	0	0	0	0	0	0	0
American Indian/Alaskan Native & White:	0	0	0	0	0	0	0
Asian White:	0	0	0	0	0	0	0
Black/African American & White:	0	0	0	0	0	0	0
American Indian/Alaskan Native & Black/African American:	0	0	0	0	0	0	0
Other multi-racial:	0	0	0	0	0	0	0
Asian/Pacific Islander:	0	0	0	0	0	0	0
Hispanic:	0	0	0	0	0	0	0
Total:	0	0	0	0	0	0	0
Female-headed Households:	0		0		0		

Income Category:

	Owner	Renter	Total	Person
Extremely Low	0	0	0	0
Low Mod	0	0	0	0
Moderate	0	0	0	0
Non Low Moderate	0	0	0	0
Total	0	0	0	0
Percent Low/Mod	0.0%	0.0%	0.0%	0.0%

Annual Accomplishments

Accomplishment Narrative

Year # Benefiting

UGLG:

Grant Year: 2019

Project: 0001 - 2019 CD

Objective:

IDIS Activity: 45463 - 7219329 Point

Outcome:



Activity to prevent, prepare for, and respond to Coronavirus: No

Status: Open

Matrix Code: General Program Administration (21A)

Location:

National Objective:

Initial Funding Date: 12/13/2019

Description:

Financing:

local admin

Funded Amount: \$22,000.00

Net Drawn: \$10,900.00

Balance: \$11,100.00

Proposed Accomplishments:

: 0

Total Population in Service Area: 0

Census Tract Percent Low / Mod: 0.00

Actual Accomplishments:

Number assisted:

	Owner		Renter		Total		Person
	Total	Hispanic	Total	Hispanic	Total	Hispanic	
White:	0	0	0	0	0	0	0
Black/African American:	0	0	0	0	0	0	0
Asian:	0	0	0	0	0	0	0
American Indian/Alaskan Native:	0	0	0	0	0	0	0
Native Hawaiian/Other Pacific Islander:	0	0	0	0	0	0	0
American Indian/Alaskan Native & White:	0	0	0	0	0	0	0
Asian White:	0	0	0	0	0	0	0
Black/African American & White:	0	0	0	0	0	0	0
American Indian/Alaskan Native & Black/African American:	0	0	0	0	0	0	0
Other multi-racial:	0	0	0	0	0	0	0
Asian/Pacific Islander:	0	0	0	0	0	0	0
Hispanic:	0	0	0	0	0	0	0
Total:	0	0	0	0	0	0	0
Female-headed Households:	0		0		0		

Income Category:

	Owner	Renter	Total	Person
Extremely Low	0	0	0	0
Low Mod	0	0	0	0
Moderate	0	0	0	0
Non Low Moderate	0	0	0	0
Total	0	0	0	0
Percent Low/Mod	0.0%	0.0%	0.0%	0.0%

Annual Accomplishments

Accomplishment Narrative

Year: # Benefiting  
 UGLG: PORT ISABEL  
 Grant Year: 2019  
 Project: 0001 - 2019 CD

Objective: Create suitable living environments

IDIS Activity: 45465 - 7219330 Port Isabel

Outcome: Sustainability

Activity to prevent, prepare for, and respond to Coronavirus: No

Status: Open

Matrix Code: Street Improvements (03K)

Location:

305 E Maxan St Port Isabel, TX 78578-4508

National Objective: LMA

Initial Funding Date: 12/13/2019  
 Financing:  
 Funded Amount: \$275,000.00  
 Net Drawn: \$275,000.00  
 Balance: \$0.00

Description:  
 Contractor shall reconstruct one thousand nine hundred linear feet (1,900 l.f.) of streets utilizing 2" AC 1/2" 1/2" 1/2" 1/2" 1/2" MAC, prime coat, one thousand four hundred linear feet (400 l.f.) of curb-and-gutter, valves, manholes, pavement repair, and all associated appurtenances.

Proposed Accomplishments:

People (General) : 140  
 Total Population in Service Area: 140  
 Census Tract Percent Low / Mod: 72.80

Actual Accomplishments:

Number assisted:

	Owner		Renter		Total		Person
	Total	Hispanic	Total	Hispanic	Total	Hispanic	
White:	0	0	0	0	0	0	0
Black/African American:	0	0	0	0	0	0	0
Asian:	0	0	0	0	0	0	0
American Indian/Alaskan Native:	0	0	0	0	0	0	0
Native Hawaiian/Other Pacific Islander:	0	0	0	0	0	0	0
American Indian/Alaskan Native & White:	0	0	0	0	0	0	0
Asian White:	0	0	0	0	0	0	0
Black/African American & White:	0	0	0	0	0	0	0
American Indian/Alaskan Native & Black/African American:	0	0	0	0	0	0	0
Other multi-racial:	0	0	0	0	0	0	0
Asian/Pacific Islander:	0	0	0	0	0	0	0
Hispanic:	0	0	0	0	0	0	0
Total:	0	0	0	0	0	0	0
Female-headed Households:	0		0		0		

Income Category:

	Owner	Renter	Total	Person
Extremely Low	0	0	0	0
Low Mod	0	0	0	0
Moderate	0	0	0	0
Non Low Moderate	0	0	0	0
Total	0	0	0	0
Percent Low/Mod	0.0%	0.0%	0.0%	0.0%

Annual Accomplishments

Accomplishment Narrative

Year # Benefiting

UGLG: POTEET

Grant Year: 2019

Project: 0001 - 2019 CD

Objective: Create suitable living environments

IDIS Activity: 45468 - 7219339 Poteet

Outcome: Sustainability

Activity to prevent, prepare for, and respond to Coronavirus: No

Status: Open

Matrix Code: Water/Sewer Improvements (03J)

Location:

PO Box 378 Poteet, TX 78065-0378

National Objective: LMA

Initial Funding Date: 12/13/2019  
 Financing:  
 Funded Amount: \$275,000.00  
 Net Drawn: \$275,000.00  
 Balance: \$0.00

Description:  
 Contractor shall install two (2) lift station pumps, one (1) pump control system, one (1) SCADA system, and all necessary appurtenances.  
 Construction shall take place at the wastewater treatment plant, located at 1309 9th

Proposed Accomplishments:

People (General) : 3,285  
 Total Population in Service Area: 3,285  
 Census Tract Percent Low / Mod: 61.60

Actual Accomplishments:

Number assisted:

	Owner		Renter		Total		Person
	Total	Hispanic	Total	Hispanic	Total	Hispanic	
White:	0	0	0	0	0	0	0
Black/African American:	0	0	0	0	0	0	0
Asian:	0	0	0	0	0	0	0
American Indian/Alaskan Native:	0	0	0	0	0	0	0
Native Hawaiian/Other Pacific Islander:	0	0	0	0	0	0	0
American Indian/Alaskan Native & White:	0	0	0	0	0	0	0
Asian White:	0	0	0	0	0	0	0
Black/African American & White:	0	0	0	0	0	0	0
American Indian/Alaskan Native & Black/African American:	0	0	0	0	0	0	0
Other multi-racial:	0	0	0	0	0	0	0
Asian/Pacific Islander:	0	0	0	0	0	0	0
Hispanic:	0	0	0	0	0	0	0
Total:	0	0	0	0	0	0	0
Female-headed Households:	0		0		0		

Income Category:

Owner	Renter	Total	Person
-------	--------	-------	--------

Extremely Low	0	0	0	0
Low Mod	0	0	0	0
Moderate	0	0	0	0
Non Low Moderate	0	0	0	0
Total	0	0	0	0
Percent Low/Mod	0.0%	0.0%	0.0%	0.0%

Annual Accomplishments

Accomplishment Narrative

Year # Benefiting  
 UGLG: PRIMERA  
 Grant Year: 2019

Project: 0001 - 2019 CD

Objective: Create suitable living environments

IDIS Activity: 45469 - 7219340 Primera

Outcome: Sustainability

Activity to prevent, prepare for, and respond to Coronavirus: No

Status: Open

Matrix Code: Street Improvements (03K)

Location:

22893 N Stuart Place Rd Harlingen, TX 78552-2520

National Objective: LMA

Initial Funding Date: 12/13/2019  
 Financing:  
 Funded Amount: \$275,000.00  
 Net Drawn: \$274,485.00  
 Balance: \$515.00

Description:  
 Contractor shall reconstruct four thousand seven hundred linear feet (4,700 l.f.) of street utilizing eight-inch (8") flexible base, six-inch (6") lime subgrade,

Proposed Accomplishments:

People (General) : 127  
 Total Population in Service Area: 80  
 Census Tract Percent Low / Mod: 53.70

Actual Accomplishments:

Number assisted:

Owner		Renter		Total		Person
Total	Hispanic	Total	Hispanic	Total	Hispanic	

White:	0	0	0	0	0	0	0
Black/African American:	0	0	0	0	0	0	0
Asian:	0	0	0	0	0	0	0
American Indian/Alaskan Native:	0	0	0	0	0	0	0
Native Hawaiian/Other Pacific Islander:	0	0	0	0	0	0	0
American Indian/Alaskan Native & White:	0	0	0	0	0	0	0
Asian White:	0	0	0	0	0	0	0
Black/African American & White:	0	0	0	0	0	0	0
American Indian/Alaskan Native & Black/African American:	0	0	0	0	0	0	0
Other multi-racial:	0	0	0	0	0	0	0
Asian/Pacific Islander:	0	0	0	0	0	0	0
Hispanic:	0	0	0	0	0	0	0
Total:	0	0	0	0	0	0	0
Female-headed Households:	0		0		0		

Income Category:

	Owner	Renter	Total	Person
Extremely Low	0	0	0	0
Low Mod	0	0	0	0
Moderate	0	0	0	0
Non Low Moderate	0	0	0	0
Total	0	0	0	0
Percent Low/Mod	0.0%	0.0%	0.0%	0.0%

Annual Accomplishments

Accomplishment Narrative

Year # Benefiting

UGLG:

Grant Year: 2019

Project: 0001 - 2019 CD

Objective:

IDIS Activity: 45471 - 7219341 Queen City

Outcome:

Activity to prevent, prepare for, and respond to Coronavirus: No

Status: Open

Matrix Code: General Program Administration (21A)

Location:

National Objective:

, -

Initial Funding Date: 12/16/2019  
 Financing:  
 Funded Amount: \$30,250.00  
 Net Drawn: \$27,225.00  
 Balance: \$3,025.00

Description:  
 local admin

Proposed Accomplishments:

: 0  
 Total Population in Service Area: 0  
 Census Tract Percent Low / Mod: 0.00

Actual Accomplishments:

Number assisted:

	Owner		Renter		Total		Person
	Total	Hispanic	Total	Hispanic	Total	Hispanic	
White:	0	0	0	0	0	0	0
Black/African American:	0	0	0	0	0	0	0
Asian:	0	0	0	0	0	0	0
American Indian/Alaskan Native:	0	0	0	0	0	0	0
Native Hawaiian/Other Pacific Islander:	0	0	0	0	0	0	0
American Indian/Alaskan Native & White:	0	0	0	0	0	0	0
Asian White:	0	0	0	0	0	0	0
Black/African American & White:	0	0	0	0	0	0	0
American Indian/Alaskan Native & Black/African American:	0	0	0	0	0	0	0
Other multi-racial:	0	0	0	0	0	0	0
Asian/Pacific Islander:	0	0	0	0	0	0	0
Hispanic:	0	0	0	0	0	0	0
Total:	0	0	0	0	0	0	0
Female-headed Households:	0		0		0		

Income Category:

	Owner	Renter	Total	Person
Extremely Low	0	0	0	0
Low Mod	0	0	0	0
Moderate	0	0	0	0

Non Low Moderate	0	0	0	0
Total	0	0	0	0
Percent Low/Mod	0.0%	0.0%	0.0%	0.0%

Annual Accomplishments      Accomplishment Narrative

Year      # Benefiting  
 UGLG:      QUEEN CITY  
 Grant Year:      2019

Project:      0001 - 2019 CD

Objective:      Create suitable living environments

IDIS Activity:      45472 - 7219341 Queen City

Outcome:      Sustainability

Activity to prevent, prepare for, and respond to Coronavirus:      No

Status:      Open

Matrix Code:      Water/Sewer Improvements (03J)

Location:

PO Box 301      Queen City, TX 75572-0301

National Objective:      LMA

Initial Funding Date:      12/16/2019  
 Financing:  
 Funded Amount:      \$244,750.00  
 Net Drawn:      \$238,291.19  
 Balance:      \$6,458.81

Description:  
 Contractor shall install three thousand nine hundred eighty linear feet (3,980 l.f.) of eight-inch (8") sewer line, manholes, boring, service reconnections, pavement repair, and all associated appurtenances.

Proposed Accomplishments:

People (General) : 229  
 Total Population in Service Area: 229  
 Census Tract Percent Low / Mod: 61.50

Actual Accomplishments:

Number assisted:

	Owner		Renter		Total		
	Total	Hispanic	Total	Hispanic	Total	Hispanic	Person
White:	0	0	0	0	0	0	0
Black/African American:	0	0	0	0	0	0	0
Asian:	0	0	0	0	0	0	0



American Indian/Alaskan Native:	0	0	0	0	0	0	0
Native Hawaiian/Other Pacific Islander:	0	0	0	0	0	0	0
American Indian/Alaskan Native & White:	0	0	0	0	0	0	0
Asian White:	0	0	0	0	0	0	0
Black/African American & White:	0	0	0	0	0	0	0
American Indian/Alaskan Native & Black/African American:	0	0	0	0	0	0	0
Other multi-racial:	0	0	0	0	0	0	0
Asian/Pacific Islander:	0	0	0	0	0	0	0
Hispanic:	0	0	0	0	0	0	0
Total:	0	0	0	0	0	0	0
Female-headed Households:	0		0		0		

Income Category:

	Owner	Renter	Total	Person
Extremely Low	0	0	0	0
Low Mod	0	0	0	0
Moderate	0	0	0	0
Non Low Moderate	0	0	0	0
Total	0	0	0	0
Percent Low/Mod	0.0%	0.0%	0.0%	0.0%

Annual Accomplishments

Accomplishment Narrative

Year # Benefiting

UGLG:

Grant Year: 2019

Project: 0001 - 2019 CD

Objective:

IDIS Activity: 45473 - 7219349 Quitaque

Outcome:

Activity to prevent, prepare for, and respond to Coronavirus: No

Status: Open

Matrix Code: General Program Administration (21A)

Location:

National Objective:

Initial Funding Date: 12/16/2019

Description:

Financing:

local admin

Funded Amount: \$27,750.00  
 Net Drawn: \$24,975.00  
 Balance: \$2,775.00

Proposed Accomplishments:

: 0  
 Total Population in Service Area: 0  
 Census Tract Percent Low / Mod: 0.00

Actual Accomplishments:

Number assisted:

	Owner		Renter		Total		Person
	Total	Hispanic	Total	Hispanic	Total	Hispanic	
White:	0	0	0	0	0	0	0
Black/African American:	0	0	0	0	0	0	0
Asian:	0	0	0	0	0	0	0
American Indian/Alaskan Native:	0	0	0	0	0	0	0
Native Hawaiian/Other Pacific Islander:	0	0	0	0	0	0	0
American Indian/Alaskan Native & White:	0	0	0	0	0	0	0
Asian White:	0	0	0	0	0	0	0
Black/African American & White:	0	0	0	0	0	0	0
American Indian/Alaskan Native & Black/African American:	0	0	0	0	0	0	0
Other multi-racial:	0	0	0	0	0	0	0
Asian/Pacific Islander:	0	0	0	0	0	0	0
Hispanic:	0	0	0	0	0	0	0
Total:	0	0	0	0	0	0	0
Female-headed Households:	0		0		0		

Income Category:

	Owner	Renter	Total	Person
Extremely Low	0	0	0	0
Low Mod	0	0	0	0
Moderate	0	0	0	0
Non Low Moderate	0	0	0	0
Total	0	0	0	0
Percent Low/Mod	0.0%	0.0%	0.0%	0.0%

Annual Accomplishments Accomplishment Narrative

Year # Benefiting

UGLG: Quitaque

Grant Year: 2019

Project: 0001 - 2019 CD

Objective: Create suitable living environments

IDIS Activity: 45474 - 7219349 Quitaque

Outcome: Sustainability

Activity to prevent, prepare for, and respond to Coronavirus: No

Status: Open

Matrix Code: Water/Sewer Improvements (03J)

Location:

PO Box 427 Quitaque, TX 79255-0427

National Objective: LMA

Initial Funding Date: 12/16/2019

Financing:

Funded Amount: \$247,250.00

Net Drawn: \$247,250.00

Balance: \$0.00

Description:

Contractor shall install three thousand one hundred fifty linear feet (3,150 l.f.) of six-inch (6") water line, hydrants, valves, service reconnections and all associated appurtenances.

Proposed Accomplishments:

People (General) : 380

Total Population in Service Area: 380

Census Tract Percent Low / Mod: 64.40

Actual Accomplishments:

Number assisted:

	Owner		Renter		Total		Person
	Total	Hispanic	Total	Hispanic	Total	Hispanic	
White:	0	0	0	0	0	0	0
Black/African American:	0	0	0	0	0	0	0
Asian:	0	0	0	0	0	0	0
American Indian/Alaskan Native:	0	0	0	0	0	0	0
Native Hawaiian/Other Pacific Islander:	0	0	0	0	0	0	0
American Indian/Alaskan Native & White:	0	0	0	0	0	0	0
Asian White:	0	0	0	0	0	0	0

Black/African American & White:	0	0	0	0	0	0	0
American Indian/Alaskan Native & Black/African American:	0	0	0	0	0	0	0
Other multi-racial:	0	0	0	0	0	0	0
Asian/Pacific Islander:	0	0	0	0	0	0	0
Hispanic:	0	0	0	0	0	0	0
Total:	0	0	0	0	0	0	0
Female-headed Households:	0		0		0		

Income Category:

	Owner	Renter	Total	Person
Extremely Low	0	0	0	0
Low Mod	0	0	0	0
Moderate	0	0	0	0
Non Low Moderate	0	0	0	0
Total	0	0	0	0
Percent Low/Mod	0.0%	0.0%	0.0%	0.0%

Annual Accomplishments

Accomplishment Narrative

Year # Benefiting

UGLG:

Grant Year: 2019

Project: 0001 - 2019 CD

Objective:

IDIS Activity: 45478 - 7219351 Refugio County

Outcome:

Activity to prevent, prepare for, and respond to Coronavirus: No

Status: Open

Matrix Code: General Program Administration (21A)

Location:

National Objective:

Initial Funding Date: 12/16/2019

Description:

Financing:

local admin

Funded Amount: \$33,000.00

Net Drawn: \$23,100.00

Balance: \$9,900.00

Proposed Accomplishments:

: 0

Total Population in Service Area: 0

Census Tract Percent Low / Mod: 0.00

Actual Accomplishments:

Number assisted:

	Owner		Renter		Total		Person
	Total	Hispanic	Total	Hispanic	Total	Hispanic	
White:	0	0	0	0	0	0	0
Black/African American:	0	0	0	0	0	0	0
Asian:	0	0	0	0	0	0	0
American Indian/Alaskan Native:	0	0	0	0	0	0	0
Native Hawaiian/Other Pacific Islander:	0	0	0	0	0	0	0
American Indian/Alaskan Native & White:	0	0	0	0	0	0	0
Asian White:	0	0	0	0	0	0	0
Black/African American & White:	0	0	0	0	0	0	0
American Indian/Alaskan Native & Black/African American:	0	0	0	0	0	0	0
Other multi-racial:	0	0	0	0	0	0	0
Asian/Pacific Islander:	0	0	0	0	0	0	0
Hispanic:	0	0	0	0	0	0	0
Total:	0	0	0	0	0	0	0
Female-headed Households:	0		0		0		

Income Category:

	Owner	Renter	Total	Person
Extremely Low	0	0	0	0
Low Mod	0	0	0	0
Moderate	0	0	0	0
Non Low Moderate	0	0	0	0
Total	0	0	0	0
Percent Low/Mod	0.0%	0.0%	0.0%	0.0%

Annual Accomplishments

Accomplishment Narrative

Year # Benefiting

UGLG: REFUGIO COUNTY

Grant Year: 2019  
 Project: 0001 - 2019 CD

Objective: Create suitable living environments

IDIS Activity: 45479 - 7219351 Refugio County  
 Activity to prevent, prepare for, and respond to Coronavirus: No

Outcome: Sustainability

Status: Open  
 Location:  
 808 Commerce St Ste 104 Refugio, TX 78377-3151

Matrix Code: Water/Sewer Improvements (03J)

National Objective: LMA

Initial Funding Date: 12/16/2019  
 Financing:  
 Funded Amount: \$267,000.00  
 Net Drawn: \$61,349.63  
 Balance: \$205,650.37

Description:  
 Contractor shall construct one (1) twenty-five thousand gallon (25,000 gal.) ground storage tank, emergency generator, and all associated appurtenances.  
 Construction shall take place at the WTP, located on Austwell Road between SH 239 and

Proposed Accomplishments:  
 People (General) : 411  
 Total Population in Service Area: 411  
 Census Tract Percent Low / Mod: 70.80

Actual Accomplishments:

Number assisted:

	Owner		Renter		Total		Person
	Total	Hispanic	Total	Hispanic	Total	Hispanic	
White:	0	0	0	0	0	0	0
Black/African American:	0	0	0	0	0	0	0
Asian:	0	0	0	0	0	0	0
American Indian/Alaskan Native:	0	0	0	0	0	0	0
Native Hawaiian/Other Pacific Islander:	0	0	0	0	0	0	0
American Indian/Alaskan Native & White:	0	0	0	0	0	0	0
Asian White:	0	0	0	0	0	0	0
Black/African American & White:	0	0	0	0	0	0	0
American Indian/Alaskan Native & Black/African American:	0	0	0	0	0	0	0
Other multi-racial:	0	0	0	0	0	0	0

Asian/Pacific Islander:	0	0	0	0	0	0	0
Hispanic:	0	0	0	0	0	0	0
Total:	0	0	0	0	0	0	0
Female-headed Households:	0		0		0		

Income Category:

	Owner	Renter	Total	Person
Extremely Low	0	0	0	0
Low Mod	0	0	0	0
Moderate	0	0	0	0
Non Low Moderate	0	0	0	0
Total	0	0	0	0
Percent Low/Mod	0.0%	0.0%	0.0%	0.0%

Annual Accomplishments

Accomplishment Narrative

Year # Benefiting

UGLG:  
Grant Year: 2019  
Project: 0001 - 2019 CD

Objective:

IDIS Activity: 45480 - 7219359 Reklaw

Outcome:

Activity to prevent, prepare for, and respond to Coronavirus: No

Status: Open

Matrix Code: General Program Administration (21A)

Location:

National Objective:

Initial Funding Date: 12/16/2019

Description:

Financing:

local admin

Funded Amount: \$30,250.00

Net Drawn: \$27,225.00

Balance: \$3,025.00

Proposed Accomplishments:

: 0

Total Population in Service Area: 0  
 Census Tract Percent Low / Mod: 0.00

Actual Accomplishments:

Number assisted:

	Owner		Renter		Total		Person
	Total	Hispanic	Total	Hispanic	Total	Hispanic	
White:	0	0	0	0	0	0	0
Black/African American:	0	0	0	0	0	0	0
Asian:	0	0	0	0	0	0	0
American Indian/Alaskan Native:	0	0	0	0	0	0	0
Native Hawaiian/Other Pacific Islander:	0	0	0	0	0	0	0
American Indian/Alaskan Native & White:	0	0	0	0	0	0	0
Asian White:	0	0	0	0	0	0	0
Black/African American & White:	0	0	0	0	0	0	0
American Indian/Alaskan Native & Black/African American:	0	0	0	0	0	0	0
Other multi-racial:	0	0	0	0	0	0	0
Asian/Pacific Islander:	0	0	0	0	0	0	0
Hispanic:	0	0	0	0	0	0	0
Total:	0	0	0	0	0	0	0
Female-headed Households:	0		0		0		

Income Category:

	Owner	Renter	Total	Person
Extremely Low	0	0	0	0
Low Mod	0	0	0	0
Moderate	0	0	0	0
Non Low Moderate	0	0	0	0
Total	0	0	0	0
Percent Low/Mod	0.0%	0.0%	0.0%	0.0%

Annual Accomplishments

Accomplishment Narrative

Year # Benefiting  
 UGLG: REKLAW  
 Grant Year: 2019  
 Project: 0001 - 2019 CD

Objective: Create suitable living environments



IDIS Activity: 45481 - 7219359 Reklaw

Outcome: Sustainability

Activity to prevent, prepare for, and respond to Coronavirus: No

Status: Open

Matrix Code: Water/Sewer Improvements (03J)

Location:

PO Box 250 Reklaw, TX 75784-0250

National Objective: LMA

Initial Funding Date: 12/16/2019

Description:

Financing:

Contractor shall install one (1) thirty thousand gallon (30,000 gal.) ground storage tank, one (1) hydropneumatic tank, SCADA device, generator, and all associated appurtenances.

Funded Amount: \$244,750.00

Net Drawn: \$244,750.00

Balance: \$0.00

Construction shall take place at the WTP, located at 14570 State Hwy.

Proposed Accomplishments:

People (General) : 365

Total Population in Service Area: 365

Census Tract Percent Low / Mod: 73.90

Actual Accomplishments:

Number assisted:

	Owner		Renter		Total		Person
	Total	Hispanic	Total	Hispanic	Total	Hispanic	
White:	0	0	0	0	0	0	0
Black/African American:	0	0	0	0	0	0	0
Asian:	0	0	0	0	0	0	0
American Indian/Alaskan Native:	0	0	0	0	0	0	0
Native Hawaiian/Other Pacific Islander:	0	0	0	0	0	0	0
American Indian/Alaskan Native & White:	0	0	0	0	0	0	0
Asian White:	0	0	0	0	0	0	0
Black/African American & White:	0	0	0	0	0	0	0
American Indian/Alaskan Native & Black/African American:	0	0	0	0	0	0	0
Other multi-racial:	0	0	0	0	0	0	0
Asian/Pacific Islander:	0	0	0	0	0	0	0
Hispanic:	0	0	0	0	0	0	0

Total: 0 0 0 0 0 0 0  
 Female-headed Households: 0 0 0 0 0 0 0

Income Category:

	Owner	Renter	Total	Person
Extremely Low	0	0	0	0
Low Mod	0	0	0	0
Moderate	0	0	0	0
Non Low Moderate	0	0	0	0
Total	0	0	0	0
Percent Low/Mod	0.0%	0.0%	0.0%	0.0%

Annual Accomplishments

Accomplishment Narrative

Year # Benefiting

UGLG:

Grant Year: 2019

Project: 0001 - 2019 CD

Objective:

IDIS Activity: 45484 - 7219361 Richland

Outcome:

Activity to prevent, prepare for, and respond to Coronavirus: No

Status: Open

Matrix Code: General Program Administration (21A)

Location:

National Objective:

Initial Funding Date: 12/16/2019

Description:

Financing:

local admin

Funded Amount: \$25,000.00

Net Drawn: \$20,625.00

Balance: \$4,375.00

Proposed Accomplishments:

: 0

Total Population in Service Area: 0

Census Tract Percent Low / Mod: 0.00

Actual Accomplishments:

Number assisted:

	Owner		Renter		Total		Person
	Total	Hispanic	Total	Hispanic	Total	Hispanic	
White:	0	0	0	0	0	0	0
Black/African American:	0	0	0	0	0	0	0
Asian:	0	0	0	0	0	0	0
American Indian/Alaskan Native:	0	0	0	0	0	0	0
Native Hawaiian/Other Pacific Islander:	0	0	0	0	0	0	0
American Indian/Alaskan Native & White:	0	0	0	0	0	0	0
Asian White:	0	0	0	0	0	0	0
Black/African American & White:	0	0	0	0	0	0	0
American Indian/Alaskan Native & Black/African American:	0	0	0	0	0	0	0
Other multi-racial:	0	0	0	0	0	0	0
Asian/Pacific Islander:	0	0	0	0	0	0	0
Hispanic:	0	0	0	0	0	0	0
Total:	0	0	0	0	0	0	0
Female-headed Households:	0		0		0		

Income Category:

	Owner	Renter	Total	Person
Extremely Low	0	0	0	0
Low Mod	0	0	0	0
Moderate	0	0	0	0
Non Low Moderate	0	0	0	0
Total	0	0	0	0
Percent Low/Mod	0.0%	0.0%	0.0%	0.0%

Annual Accomplishments

Accomplishment Narrative

Year # Benefiting  
 UGLG: RICHLAND  
 Grant Year: 2019  
 Project: 0001 - 2019 CD

Objective: Create suitable living environments

IDIS Activity: 45485 - 7219361 Richland

Outcome: Sustainability

Activity to prevent, prepare for, and respond to Coronavirus: No

Status: Open

Matrix Code: Water/Sewer Improvements (03J)

Location:

PO Box 179 Richland, TX 76681-0179

National Objective: LMA

Initial Funding Date: 12/16/2019  
Financing:  
Funded Amount: \$321,750.00  
Net Drawn: \$38,500.00  
Balance: \$283,250.00

Description:  
Contractor shall install one (1) sixty-thousand-gallon (60,000 gal) ground storage tank, approximately twelve thousand five hundred linear feet (12,500 l.f.) of eight-inch (8) PVC water line, SCADA system, and all associated appurtenances.

Proposed Accomplishments:

People (General) : 406  
Total Population in Service Area: 406  
Census Tract Percent Low / Mod: 55.90

Actual Accomplishments:

Number assisted:

	Owner		Renter		Total		Person
	Total	Hispanic	Total	Hispanic	Total	Hispanic	
White:	0	0	0	0	0	0	0
Black/African American:	0	0	0	0	0	0	0
Asian:	0	0	0	0	0	0	0
American Indian/Alaskan Native:	0	0	0	0	0	0	0
Native Hawaiian/Other Pacific Islander:	0	0	0	0	0	0	0
American Indian/Alaskan Native & White:	0	0	0	0	0	0	0
Asian White:	0	0	0	0	0	0	0
Black/African American & White:	0	0	0	0	0	0	0
American Indian/Alaskan Native & Black/African American:	0	0	0	0	0	0	0
Other multi-racial:	0	0	0	0	0	0	0
Asian/Pacific Islander:	0	0	0	0	0	0	0
Hispanic:	0	0	0	0	0	0	0
Total:	0	0	0	0	0	0	0
Female-headed Households:	0		0		0		

Income Category:

	Owner	Renter	Total	Person
Extremely Low	0	0	0	0
Low Mod	0	0	0	0
Moderate	0	0	0	0
Non Low Moderate	0	0	0	0
Total	0	0	0	0
Percent Low/Mod	0.0%	0.0%	0.0%	0.0%

Annual Accomplishments

Accomplishment Narrative

Year # Benefiting

UGLG:

Grant Year: 2019

Project: 0001 - 2019 CD

Objective:

IDIS Activity: 45486 - 7219369 Rio Hondo

Outcome:

Activity to prevent, prepare for, and respond to Coronavirus: No

Status: Open

Matrix Code: General Program Administration (21A)

Location:

National Objective:

Initial Funding Date: 12/16/2019

Financing:

Description:

Funded Amount: \$30,250.00

local admin

Net Drawn: \$21,175.00

Balance: \$9,075.00

Proposed Accomplishments:

: 0

Total Population in Service Area: 0

Census Tract Percent Low / Mod: 0.00

Actual Accomplishments:

Number assisted:

	Owner		Renter		Total		Person
	Total	Hispanic	Total	Hispanic	Total	Hispanic	
White:	0	0	0	0	0	0	0
Black/African American:	0	0	0	0	0	0	0
Asian:	0	0	0	0	0	0	0
American Indian/Alaskan Native:	0	0	0	0	0	0	0
Native Hawaiian/Other Pacific Islander:	0	0	0	0	0	0	0
American Indian/Alaskan Native & White:	0	0	0	0	0	0	0
Asian White:	0	0	0	0	0	0	0
Black/African American & White:	0	0	0	0	0	0	0
American Indian/Alaskan Native & Black/African American:	0	0	0	0	0	0	0
Other multi-racial:	0	0	0	0	0	0	0
Asian/Pacific Islander:	0	0	0	0	0	0	0
Hispanic:	0	0	0	0	0	0	0
Total:	0	0	0	0	0	0	0
Female-headed Households:	0		0		0		

Income Category:

	Owner	Renter	Total	Person
Extremely Low	0	0	0	0
Low Mod	0	0	0	0
Moderate	0	0	0	0
Non Low Moderate	0	0	0	0
Total	0	0	0	0
Percent Low/Mod	0.0%	0.0%	0.0%	0.0%

Annual Accomplishments

Accomplishment Narrative

Year # Benefiting

UGLG: Rio Hondo

Grant Year: 2019

Project: 0001 - 2019 CD

Objective: Create suitable living environments

IDIS Activity: 45487 - 7219369 Rio Hondo

Outcome: Sustainability

Activity to prevent, prepare for, and respond to Coronavirus: No

Status: Open

Matrix Code: Street Improvements (03K)

Location:

PO Box 389 Rio Hondo, TX 78583-0389

National Objective: LMA

Initial Funding Date: 12/16/2019  
 Financing:  
 Funded Amount: \$244,750.00  
 Net Drawn: \$54,337.75  
 Balance: \$190,412.25

Description:

Contractor shall reconstruct two thousand linear feet (2,00 l.f.) of street utilizing eight-inch (8") flexible base, six-inch (6") subgrade, 1.5" MAC, two thousand eight hundred linear feet

Proposed Accomplishments:

People (General) : 82  
 Total Population in Service Area: 82  
 Census Tract Percent Low / Mod: 67.00

Actual Accomplishments:

Number assisted:

	Owner		Renter		Total		Person
	Total	Hispanic	Total	Hispanic	Total	Hispanic	
White:	0	0	0	0	0	0	0
Black/African American:	0	0	0	0	0	0	0
Asian:	0	0	0	0	0	0	0
American Indian/Alaskan Native:	0	0	0	0	0	0	0
Native Hawaiian/Other Pacific Islander:	0	0	0	0	0	0	0
American Indian/Alaskan Native & White:	0	0	0	0	0	0	0
Asian White:	0	0	0	0	0	0	0
Black/African American & White:	0	0	0	0	0	0	0
American Indian/Alaskan Native & Black/African American:	0	0	0	0	0	0	0
Other multi-racial:	0	0	0	0	0	0	0
Asian/Pacific Islander:	0	0	0	0	0	0	0
Hispanic:	0	0	0	0	0	0	0
Total:	0	0	0	0	0	0	0
Female-headed Households:	0		0		0		

Income Category:

Owner Renter Total Person

Extremely Low	0	0	0	0
Low Mod	0	0	0	0
Moderate	0	0	0	0
Non Low Moderate	0	0	0	0
Total	0	0	0	0
Percent Low/Mod	0.0%	0.0%	0.0%	0.0%

Annual Accomplishments      Accomplishment Narrative

Year      # Benefiting

UGLG:

Grant Year:    2019

Project:        0001 - 2019 CD

Objective:

IDIS Activity:    45488 - 7219370 Rising Star

Outcome:

Activity to prevent, prepare for, and respond to Coronavirus:    No

Status:        Open

Matrix Code:      General Program Administration (21A)

Location:

National Objective:

, -

Initial Funding Date:      12/16/2019

Description:

Financing:

local admin

Funded Amount:            \$27,500.00

Net Drawn:                 \$24,750.00

Balance:                     \$2,750.00

Proposed Accomplishments:

: 0

Total Population in Service Area: 0

Census Tract Percent Low / Mod: 0.00

Actual Accomplishments:

Number assisted:

Owner		Renter		Total		Person
Total	Hispanic	Total	Hispanic	Total	Hispanic	



White:	0	0	0	0	0	0	0
Black/African American:	0	0	0	0	0	0	0
Asian:	0	0	0	0	0	0	0
American Indian/Alaskan Native:	0	0	0	0	0	0	0
Native Hawaiian/Other Pacific Islander:	0	0	0	0	0	0	0
American Indian/Alaskan Native & White:	0	0	0	0	0	0	0
Asian White:	0	0	0	0	0	0	0
Black/African American & White:	0	0	0	0	0	0	0
American Indian/Alaskan Native & Black/African American:	0	0	0	0	0	0	0
Other multi-racial:	0	0	0	0	0	0	0
Asian/Pacific Islander:	0	0	0	0	0	0	0
Hispanic:	0	0	0	0	0	0	0
Total:	0	0	0	0	0	0	0
Female-headed Households:	0		0		0		

Income Category:

	Owner	Renter	Total	Person
Extremely Low	0	0	0	0
Low Mod	0	0	0	0
Moderate	0	0	0	0
Non Low Moderate	0	0	0	0
Total	0	0	0	0
Percent Low/Mod	0.0%	0.0%	0.0%	0.0%

Annual Accomplishments

Accomplishment Narrative

Year # Benefiting  
 UGLG: RISING STARR  
 Grant Year: 2019

Project: 0001 - 2019 CD

Objective: Create suitable living environments

IDIS Activity: 45489 - 7219370 Rising Star

Outcome: Sustainability

Activity to prevent, prepare for, and respond to Coronavirus: No

Status: Open

Matrix Code: Water/Sewer Improvements (03J)

Location:

PO Box 35 Rising Star, TX 76471-0035

National Objective: LMA

Initial Funding Date: 12/16/2019  
 Financing:  
 Funded Amount: \$247,404.00  
 Net Drawn: \$127,936.50  
 Balance: \$119,467.50

Description:  
 Contractor shall install three hundred twenty-nine (329) water meters, fittings, service lines, connections, and all necessary appurtenances to resolve frequent water losses. Construction will take place throughout the city.

Proposed Accomplishments:  
 People (General) : 790  
 Total Population in Service Area: 790  
 Census Tract Percent Low / Mod: 62.60

Actual Accomplishments:

Number assisted:

	Owner		Renter		Total		Person
	Total	Hispanic	Total	Hispanic	Total	Hispanic	
White:	0	0	0	0	0	0	0
Black/African American:	0	0	0	0	0	0	0
Asian:	0	0	0	0	0	0	0
American Indian/Alaskan Native:	0	0	0	0	0	0	0
Native Hawaiian/Other Pacific Islander:	0	0	0	0	0	0	0
American Indian/Alaskan Native & White:	0	0	0	0	0	0	0
Asian White:	0	0	0	0	0	0	0
Black/African American & White:	0	0	0	0	0	0	0
American Indian/Alaskan Native & Black/African American:	0	0	0	0	0	0	0
Other multi-racial:	0	0	0	0	0	0	0
Asian/Pacific Islander:	0	0	0	0	0	0	0
Hispanic:	0	0	0	0	0	0	0
Total:	0	0	0	0	0	0	0
Female-headed Households:	0		0		0		

Income Category:

	Owner	Renter	Total	Person
Extremely Low	0	0	0	0
Low Mod	0	0	0	0
Moderate	0	0	0	0

Non Low Moderate	0	0	0	0
Total	0	0	0	0
Percent Low/Mod	0.0%	0.0%	0.0%	0.0%

Annual Accomplishments      Accomplishment Narrative

Year      # Benefiting

UGLG:      ROCKDALE

Grant Year:      2019

Project:      0001 - 2019 CD

Objective:      Create suitable living environments

IDIS Activity:      45490 - 7219371 Rockdale

Outcome:      Sustainability

Activity to prevent, prepare for, and respond to Coronavirus:      No

Status:      Open

Matrix Code:      Water/Sewer Improvements (03J)

Location:

PO Box 586      Rockdale, TX 76567-0586

National Objective:      LMA

Initial Funding Date:      12/16/2019

Financing:

Funded Amount:      \$275,000.00

Net Drawn:      \$37,977.53

Balance:      \$237,022.47

Description:

Contractor shall install eight hundred sixty-five linear feet (865 l.f.) of twelve-inch (12") water transmission line, two (2) caustic systems and all associated appurtenances.

Proposed Accomplishments:

People (General) : 5,685

Total Population in Service Area: 5,685

Census Tract Percent Low / Mod: 53.20

Actual Accomplishments:

Number assisted:

	Owner		Renter		Total		
	Total	Hispanic	Total	Hispanic	Total	Hispanic	Person
White:	0	0	0	0	0	0	0
Black/African American:	0	0	0	0	0	0	0
Asian:	0	0	0	0	0	0	0

American Indian/Alaskan Native:	0	0	0	0	0	0	0
Native Hawaiian/Other Pacific Islander:	0	0	0	0	0	0	0
American Indian/Alaskan Native & White:	0	0	0	0	0	0	0
Asian White:	0	0	0	0	0	0	0
Black/African American & White:	0	0	0	0	0	0	0
American Indian/Alaskan Native & Black/African American:	0	0	0	0	0	0	0
Other multi-racial:	0	0	0	0	0	0	0
Asian/Pacific Islander:	0	0	0	0	0	0	0
Hispanic:	0	0	0	0	0	0	0
Total:	0	0	0	0	0	0	0
Female-headed Households:	0		0		0		

Income Category:

	Owner	Renter	Total	Person
Extremely Low	0	0	0	0
Low Mod	0	0	0	0
Moderate	0	0	0	0
Non Low Moderate	0	0	0	0
Total	0	0	0	0
Percent Low/Mod	0.0%	0.0%	0.0%	0.0%

Annual Accomplishments

Accomplishment Narrative

Year # Benefiting

UGLG:

Grant Year: 2019

Project: 0001 - 2019 CD

Objective:

IDIS Activity: 45491 - 7219379 Rocksprings

Outcome:

Activity to prevent, prepare for, and respond to Coronavirus: No

Status: Open

Matrix Code: General Program Administration (21A)

Location:

National Objective:

Initial Funding Date: 12/16/2019

Description:

Financing:

local admin

Funded Amount: \$20,000.00  
 Net Drawn: \$15,000.00  
 Balance: \$5,000.00

Proposed Accomplishments:

: 0  
 Total Population in Service Area: 0  
 Census Tract Percent Low / Mod: 0.00

Actual Accomplishments:

Number assisted:

	Owner		Renter		Total		Person
	Total	Hispanic	Total	Hispanic	Total	Hispanic	
White:	0	0	0	0	0	0	0
Black/African American:	0	0	0	0	0	0	0
Asian:	0	0	0	0	0	0	0
American Indian/Alaskan Native:	0	0	0	0	0	0	0
Native Hawaiian/Other Pacific Islander:	0	0	0	0	0	0	0
American Indian/Alaskan Native & White:	0	0	0	0	0	0	0
Asian White:	0	0	0	0	0	0	0
Black/African American & White:	0	0	0	0	0	0	0
American Indian/Alaskan Native & Black/African American:	0	0	0	0	0	0	0
Other multi-racial:	0	0	0	0	0	0	0
Asian/Pacific Islander:	0	0	0	0	0	0	0
Hispanic:	0	0	0	0	0	0	0
Total:	0	0	0	0	0	0	0
Female-headed Households:	0		0		0		

Income Category:

	Owner	Renter	Total	Person
Extremely Low	0	0	0	0
Low Mod	0	0	0	0
Moderate	0	0	0	0
Non Low Moderate	0	0	0	0
Total	0	0	0	0
Percent Low/Mod	0.0%	0.0%	0.0%	0.0%

Annual Accomplishments Accomplishment Narrative

Year # Benefiting  
 UGLG: ROCKSPRINGS  
 Grant Year: 2019  
 Project: 0001 - 2019 CD

Objective: Create suitable living environments

IDIS Activity: 45492 - 7219379 Rocksprings  
 Activity to prevent, prepare for, and respond to Coronavirus: No

Outcome: Sustainability

Status: Open  
 Location:  
 PO Box 796 Rocksprings, TX 78880-0796

Matrix Code: Street Improvements (03K)

National Objective: LMA

Initial Funding Date: 12/16/2019  
 Financing:  
 Funded Amount: \$255,000.00  
 Net Drawn: \$191,461.70  
 Balance: \$63,538.30

Description:  
 Contractor shall reconstruct one thousand six hundred linear feet (1,600 l.f.) of street utilizing four-inch (4") flexible base, prime coat, and all associated appurtenances.

Proposed Accomplishments:  
 People (General) : 30  
 Total Population in Service Area: 30  
 Census Tract Percent Low / Mod: 86.60

Actual Accomplishments:

Number assisted:

	Owner		Renter		Total		Person
	Total	Hispanic	Total	Hispanic	Total	Hispanic	
White:	0	0	0	0	0	0	0
Black/African American:	0	0	0	0	0	0	0
Asian:	0	0	0	0	0	0	0
American Indian/Alaskan Native:	0	0	0	0	0	0	0
Native Hawaiian/Other Pacific Islander:	0	0	0	0	0	0	0
American Indian/Alaskan Native & White:	0	0	0	0	0	0	0
Asian White:	0	0	0	0	0	0	0

Black/African American & White:	0	0	0	0	0	0	0
American Indian/Alaskan Native & Black/African American:	0	0	0	0	0	0	0
Other multi-racial:	0	0	0	0	0	0	0
Asian/Pacific Islander:	0	0	0	0	0	0	0
Hispanic:	0	0	0	0	0	0	0
Total:	0	0	0	0	0	0	0
Female-headed Households:	0		0		0		

Income Category:

	Owner	Renter	Total	Person
Extremely Low	0	0	0	0
Low Mod	0	0	0	0
Moderate	0	0	0	0
Non Low Moderate	0	0	0	0
Total	0	0	0	0
Percent Low/Mod	0.0%	0.0%	0.0%	0.0%

Annual Accomplishments

Accomplishment Narrative

Year # Benefiting

UGLG:

Grant Year: 2019

Project: 0001 - 2019 CD

Objective:

IDIS Activity: 45493 - 7219380 Rogers

Outcome:

Activity to prevent, prepare for, and respond to Coronavirus: No

Status: Open

Matrix Code: General Program Administration (21A)

Location:

National Objective:

Initial Funding Date: 12/16/2019

Description:

Financing:

local admin

Funded Amount: \$30,250.00

Net Drawn: \$27,225.00

Balance: \$3,025.00

Proposed Accomplishments:

: 0

Total Population in Service Area: 0

Census Tract Percent Low / Mod: 0.00

Actual Accomplishments:

Number assisted:

	Owner		Renter		Total		Person
	Total	Hispanic	Total	Hispanic	Total	Hispanic	
White:	0	0	0	0	0	0	0
Black/African American:	0	0	0	0	0	0	0
Asian:	0	0	0	0	0	0	0
American Indian/Alaskan Native:	0	0	0	0	0	0	0
Native Hawaiian/Other Pacific Islander:	0	0	0	0	0	0	0
American Indian/Alaskan Native & White:	0	0	0	0	0	0	0
Asian White:	0	0	0	0	0	0	0
Black/African American & White:	0	0	0	0	0	0	0
American Indian/Alaskan Native & Black/African American:	0	0	0	0	0	0	0
Other multi-racial:	0	0	0	0	0	0	0
Asian/Pacific Islander:	0	0	0	0	0	0	0
Hispanic:	0	0	0	0	0	0	0
Total:	0	0	0	0	0	0	0
Female-headed Households:	0		0		0		

Income Category:

	Owner	Renter	Total	Person
Extremely Low	0	0	0	0
Low Mod	0	0	0	0
Moderate	0	0	0	0
Non Low Moderate	0	0	0	0
Total	0	0	0	0
Percent Low/Mod	0.0%	0.0%	0.0%	0.0%

Annual Accomplishments

Accomplishment Narrative

Year # Benefiting

UGLG: ROGERS



Grant Year: 2019  
 Project: 0001 - 2019 CD

Objective: Create suitable living environments

IDIS Activity: 45494 - 7219380 Rogers  
 Activity to prevent, prepare for, and respond to Coronavirus: No

Outcome: Sustainability

Status: Open  
 Location:  
 PO Box 250 Rogers, TX 76569-0250

Matrix Code: Water/Sewer Improvements (03J)

National Objective: LMA

Initial Funding Date: 12/16/2019  
 Financing:  
 Funded Amount: \$244,750.00  
 Net Drawn: \$244,750.00  
 Balance: \$0.00

Description:  
 Contractor shall install seven hundred forty-eight linear feet (748 l.f.) of six-inch (6") and eight-inch (8") sewer lines, manholes, boring, three (3) auto-dialers, service reconnections, pavement repair and all associated appurtenances.

Proposed Accomplishments:  
 People (General) : 1,043  
 Total Population in Service Area: 1,043  
 Census Tract Percent Low / Mod: 60.00

Actual Accomplishments:

Number assisted:

	Owner		Renter		Total		Person
	Total	Hispanic	Total	Hispanic	Total	Hispanic	
White:	0	0	0	0	0	0	0
Black/African American:	0	0	0	0	0	0	0
Asian:	0	0	0	0	0	0	0
American Indian/Alaskan Native:	0	0	0	0	0	0	0
Native Hawaiian/Other Pacific Islander:	0	0	0	0	0	0	0
American Indian/Alaskan Native & White:	0	0	0	0	0	0	0
Asian White:	0	0	0	0	0	0	0
Black/African American & White:	0	0	0	0	0	0	0
American Indian/Alaskan Native & Black/African American:	0	0	0	0	0	0	0
Other multi-racial:	0	0	0	0	0	0	0

Asian/Pacific Islander:	0	0	0	0	0	0	0
Hispanic:	0	0	0	0	0	0	0
Total:	0	0	0	0	0	0	0
Female-headed Households:	0		0		0		

Income Category:

	Owner	Renter	Total	Person
Extremely Low	0	0	0	0
Low Mod	0	0	0	0
Moderate	0	0	0	0
Non Low Moderate	0	0	0	0
Total	0	0	0	0
Percent Low/Mod	0.0%	0.0%	0.0%	0.0%

Annual Accomplishments

Accomplishment Narrative

Year # Benefiting

UGLG:  
Grant Year: 2019  
Project: 0001 - 2019 CD

Objective:

IDIS Activity: 45495 - 7219381 Roma

Outcome:

Activity to prevent, prepare for, and respond to Coronavirus: No

Status: Open

Matrix Code: General Program Administration (21A)

Location:

National Objective:

Initial Funding Date: 12/16/2019

Description:

Financing:

local admin

Funded Amount: \$15,000.00

Net Drawn: \$10,044.17

Balance: \$4,955.83

Proposed Accomplishments:

: 0

Total Population in Service Area: 0  
 Census Tract Percent Low / Mod: 0.00

Actual Accomplishments:

Number assisted:

	Owner		Renter		Total		Person
	Total	Hispanic	Total	Hispanic	Total	Hispanic	
White:	0	0	0	0	0	0	0
Black/African American:	0	0	0	0	0	0	0
Asian:	0	0	0	0	0	0	0
American Indian/Alaskan Native:	0	0	0	0	0	0	0
Native Hawaiian/Other Pacific Islander:	0	0	0	0	0	0	0
American Indian/Alaskan Native & White:	0	0	0	0	0	0	0
Asian White:	0	0	0	0	0	0	0
Black/African American & White:	0	0	0	0	0	0	0
American Indian/Alaskan Native & Black/African American:	0	0	0	0	0	0	0
Other multi-racial:	0	0	0	0	0	0	0
Asian/Pacific Islander:	0	0	0	0	0	0	0
Hispanic:	0	0	0	0	0	0	0
Total:	0	0	0	0	0	0	0
Female-headed Households:	0		0		0		

Income Category:

	Owner	Renter	Total	Person
Extremely Low	0	0	0	0
Low Mod	0	0	0	0
Moderate	0	0	0	0
Non Low Moderate	0	0	0	0
Total	0	0	0	0
Percent Low/Mod	0.0%	0.0%	0.0%	0.0%

Annual Accomplishments

Accomplishment Narrative

Year # Benefiting

UGLG: Roma

Grant Year: 2019

Project: 0001 - 2019 CD

Objective: Create suitable living environments

IDIS Activity: 45496 - 7219381 Roma  
 Activity to prevent, prepare for, and respond to Coronavirus: No

Outcome: Sustainability

Status: Open  
 Location:

Matrix Code: Street Improvements (03K)

PO Box 947 Roma, TX 78584-0947

National Objective: LMA

Initial Funding Date: 12/16/2019  
 Financing:  
 Funded Amount: \$290,822.00  
 Net Drawn: \$290,822.00  
 Balance: \$0.00

Description:  
 Contractor shall reconstruct one thousand four hundred fifty linear feet (1,450 l.f.) of streets utilizing excavation, flexible base, one and one-half inch (1.5") hot mix paving, prime coating, two thousand six hundred

Proposed Accomplishments:

People (General) : 131  
 Total Population in Service Area: 131  
 Census Tract Percent Low / Mod: 94.60

Actual Accomplishments:

Number assisted:

	Owner		Renter		Total		Person
	Total	Hispanic	Total	Hispanic	Total	Hispanic	
White:	0	0	0	0	0	0	0
Black/African American:	0	0	0	0	0	0	0
Asian:	0	0	0	0	0	0	0
American Indian/Alaskan Native:	0	0	0	0	0	0	0
Native Hawaiian/Other Pacific Islander:	0	0	0	0	0	0	0
American Indian/Alaskan Native & White:	0	0	0	0	0	0	0
Asian White:	0	0	0	0	0	0	0
Black/African American & White:	0	0	0	0	0	0	0
American Indian/Alaskan Native & Black/African American:	0	0	0	0	0	0	0
Other multi-racial:	0	0	0	0	0	0	0
Asian/Pacific Islander:	0	0	0	0	0	0	0
Hispanic:	0	0	0	0	0	0	0

Total: 0 0 0 0 0 0 0  
 Female-headed Households: 0 0 0 0 0 0 0

Income Category:

	Owner	Renter	Total	Person
Extremely Low	0	0	0	0
Low Mod	0	0	0	0
Moderate	0	0	0	0
Non Low Moderate	0	0	0	0
Total	0	0	0	0
Percent Low/Mod	0.0%	0.0%	0.0%	0.0%

Annual Accomplishments

Accomplishment Narrative

Year # Benefiting

UGLG:

Grant Year: 2019

Project: 0001 - 2019 CD

Objective:

IDIS Activity: 45497 - 7219389 Runge

Outcome:

Activity to prevent, prepare for, and respond to Coronavirus: No

Status: Open

Matrix Code: General Program Administration (21A)

Location:

National Objective:

Initial Funding Date: 12/16/2019

Description:

Financing:

local admin

Funded Amount: \$18,250.00

Net Drawn: \$16,425.00

Balance: \$1,825.00

Proposed Accomplishments:

: 0

Total Population in Service Area: 0

Census Tract Percent Low / Mod: 0.00

Actual Accomplishments:

Number assisted:

	Owner		Renter		Total		Person
	Total	Hispanic	Total	Hispanic	Total	Hispanic	
White:	0	0	0	0	0	0	0
Black/African American:	0	0	0	0	0	0	0
Asian:	0	0	0	0	0	0	0
American Indian/Alaskan Native:	0	0	0	0	0	0	0
Native Hawaiian/Other Pacific Islander:	0	0	0	0	0	0	0
American Indian/Alaskan Native & White:	0	0	0	0	0	0	0
Asian White:	0	0	0	0	0	0	0
Black/African American & White:	0	0	0	0	0	0	0
American Indian/Alaskan Native & Black/African American:	0	0	0	0	0	0	0
Other multi-racial:	0	0	0	0	0	0	0
Asian/Pacific Islander:	0	0	0	0	0	0	0
Hispanic:	0	0	0	0	0	0	0
Total:	0	0	0	0	0	0	0
Female-headed Households:	0		0		0		

Income Category:

	Owner	Renter	Total	Person
Extremely Low	0	0	0	0
Low Mod	0	0	0	0
Moderate	0	0	0	0
Non Low Moderate	0	0	0	0
Total	0	0	0	0
Percent Low/Mod	0.0%	0.0%	0.0%	0.0%

Annual Accomplishments

Accomplishment Narrative

Year # Benefiting

UGLG: RUNGE

Grant Year: 2019

Project: 0001 - 2019 CD

Objective: Create suitable living environments

IDIS Activity: 45498 - 7219389 Runge

Outcome: Sustainability

Activity to prevent, prepare for, and respond to Coronavirus: No

Status: Open

Matrix Code: Water/Sewer Improvements (03J)

Location:

PO Box 206 Runge, TX 78151-0206

National Objective: LMA

Initial Funding Date: 12/16/2019

Description:

Financing:

Contractor shall install one (1) SCADA system, and all associated appurtenances.

Funded Amount: \$256,750.00

Construction shall take place at the WTP, located at the intersection of Mugges and Aransas

Net Drawn: \$202,100.00

Streets.

Balance: \$54,650.00

Proposed Accomplishments:

People (General) : 685

Total Population in Service Area: 685

Census Tract Percent Low / Mod: 54.00

Actual Accomplishments:

Number assisted:

	Owner		Renter		Total		Person
	Total	Hispanic	Total	Hispanic	Total	Hispanic	
White:	0	0	0	0	0	0	0
Black/African American:	0	0	0	0	0	0	0
Asian:	0	0	0	0	0	0	0
American Indian/Alaskan Native:	0	0	0	0	0	0	0
Native Hawaiian/Other Pacific Islander:	0	0	0	0	0	0	0
American Indian/Alaskan Native & White:	0	0	0	0	0	0	0
Asian White:	0	0	0	0	0	0	0
Black/African American & White:	0	0	0	0	0	0	0
American Indian/Alaskan Native & Black/African American:	0	0	0	0	0	0	0
Other multi-racial:	0	0	0	0	0	0	0
Asian/Pacific Islander:	0	0	0	0	0	0	0
Hispanic:	0	0	0	0	0	0	0
Total:	0	0	0	0	0	0	0
Female-headed Households:	0		0		0		

Income Category:

	Owner	Renter	Total	Person
Extremely Low	0	0	0	0
Low Mod	0	0	0	0
Moderate	0	0	0	0
Non Low Moderate	0	0	0	0
Total	0	0	0	0
Percent Low/Mod	0.0%	0.0%	0.0%	0.0%

Annual Accomplishments

Accomplishment Narrative

Year # Benefiting

UGLG:

Grant Year: 2019

Project: 0001 - 2019 CD

Objective:

IDIS Activity: 45499 - 7219390 Rusk County

Outcome:

Activity to prevent, prepare for, and respond to Coronavirus: No

Status: Open

Matrix Code: General Program Administration (21A)

Location:

National Objective:

Initial Funding Date: 12/16/2019

Description:

Financing:

local admin

Funded Amount: \$30,250.00

Net Drawn: \$24,200.00

Balance: \$6,050.00

Proposed Accomplishments:

: 0

Total Population in Service Area: 0

Census Tract Percent Low / Mod: 0.00

Actual Accomplishments:

Number assisted:



	Owner		Renter		Total		Person
	Total	Hispanic	Total	Hispanic	Total	Hispanic	
White:	0	0	0	0	0	0	0
Black/African American:	0	0	0	0	0	0	0
Asian:	0	0	0	0	0	0	0
American Indian/Alaskan Native:	0	0	0	0	0	0	0
Native Hawaiian/Other Pacific Islander:	0	0	0	0	0	0	0
American Indian/Alaskan Native & White:	0	0	0	0	0	0	0
Asian White:	0	0	0	0	0	0	0
Black/African American & White:	0	0	0	0	0	0	0
American Indian/Alaskan Native & Black/African American:	0	0	0	0	0	0	0
Other multi-racial:	0	0	0	0	0	0	0
Asian/Pacific Islander:	0	0	0	0	0	0	0
Hispanic:	0	0	0	0	0	0	0
Total:	0	0	0	0	0	0	0
Female-headed Households:	0		0		0		

Income Category:

	Owner	Renter	Total	Person
Extremely Low	0	0	0	0
Low Mod	0	0	0	0
Moderate	0	0	0	0
Non Low Moderate	0	0	0	0
Total	0	0	0	0
Percent Low/Mod	0.0%	0.0%	0.0%	0.0%

Annual Accomplishments

Accomplishment Narrative

Year # Benefiting  
 UGLG: RUSK COUNTY  
 Grant Year: 2019  
 Project: 0001 - 2019 CD

Objective: Create suitable living environments

IDIS Activity: 45500 - 7219390 Rusk County  
 Activity to prevent, prepare for, and respond to Coronavirus: No

Outcome: Sustainability

Status: Open

Matrix Code: Water/Sewer Improvements (03J)

Location:

115 N Main St Rm 104 Henderson, TX 75652-3147

National Objective: LMA

Initial Funding Date: 12/16/2019  
 Financing:  
 Funded Amount: \$244,750.00  
 Net Drawn: \$171,655.46  
 Balance: \$73,094.54

Description:

Contractor shall install four thousand five hundred linear feet (4,500 l.f.) of four-inch (4") water line, flush hydrants, boring, service reconnections, valves, and all associated appurtenances.

Proposed Accomplishments:

People (General) : 151  
 Total Population in Service Area: 151  
 Census Tract Percent Low / Mod: 100.00

Actual Accomplishments:

Number assisted:

	Owner		Renter		Total		Person
	Total	Hispanic	Total	Hispanic	Total	Hispanic	
White:	0	0	0	0	0	0	0
Black/African American:	0	0	0	0	0	0	0
Asian:	0	0	0	0	0	0	0
American Indian/Alaskan Native:	0	0	0	0	0	0	0
Native Hawaiian/Other Pacific Islander:	0	0	0	0	0	0	0
American Indian/Alaskan Native & White:	0	0	0	0	0	0	0
Asian White:	0	0	0	0	0	0	0
Black/African American & White:	0	0	0	0	0	0	0
American Indian/Alaskan Native & Black/African American:	0	0	0	0	0	0	0
Other multi-racial:	0	0	0	0	0	0	0
Asian/Pacific Islander:	0	0	0	0	0	0	0
Hispanic:	0	0	0	0	0	0	0
Total:	0	0	0	0	0	0	0
Female-headed Households:	0		0		0		

Income Category:

Owner	Renter	Total	Person
-------	--------	-------	--------

Extremely Low	0	0	0	0
Low Mod	0	0	0	0
Moderate	0	0	0	0
Non Low Moderate	0	0	0	0
Total	0	0	0	0
Percent Low/Mod	0.0%	0.0%	0.0%	0.0%

Annual Accomplishments      Accomplishment Narrative

Year      # Benefiting

UGLG:  
Grant Year:    2019  
Project:        0001 - 2019 CD      Objective:  
  
IDIS Activity:  45501 - 7219391 San Augustine County      Outcome:  
Activity to prevent, prepare for, and respond to Coronavirus:    No  
  
Status:        Open      Matrix Code:        General Program Administration (21A)  
Location:  
, -      National Objective:

Initial Funding Date:    12/17/2019  
Financing:  
Funded Amount:         \$32,000.00  
Net Drawn:               \$28,800.00  
Balance:                  \$3,200.00

Description:  
local admin

Proposed Accomplishments:  
: 0  
Total Population in Service Area: 0  
Census Tract Percent Low / Mod: 0.00

Actual Accomplishments:

Number assisted:

Owner		Renter		Total		Person
Total	Hispanic	Total	Hispanic	Total	Hispanic	

White:	0	0	0	0	0	0	0
Black/African American:	0	0	0	0	0	0	0
Asian:	0	0	0	0	0	0	0
American Indian/Alaskan Native:	0	0	0	0	0	0	0
Native Hawaiian/Other Pacific Islander:	0	0	0	0	0	0	0
American Indian/Alaskan Native & White:	0	0	0	0	0	0	0
Asian White:	0	0	0	0	0	0	0
Black/African American & White:	0	0	0	0	0	0	0
American Indian/Alaskan Native & Black/African American:	0	0	0	0	0	0	0
Other multi-racial:	0	0	0	0	0	0	0
Asian/Pacific Islander:	0	0	0	0	0	0	0
Hispanic:	0	0	0	0	0	0	0
Total:	0	0	0	0	0	0	0
Female-headed Households:	0		0		0		

Income Category:

	Owner	Renter	Total	Person
Extremely Low	0	0	0	0
Low Mod	0	0	0	0
Moderate	0	0	0	0
Non Low Moderate	0	0	0	0
Total	0	0	0	0
Percent Low/Mod	0.0%	0.0%	0.0%	0.0%

Annual Accomplishments

Accomplishment Narrative

Year # Benefiting  
 UGLG: SAN AUGUSTINE COUNTY  
 Grant Year: 2019  
 Project: 0001 - 2019 CD

Objective: Create suitable living environments

IDIS Activity: 45502 - 7219391 San Augustine County  
 Activity to prevent, prepare for, and respond to Coronavirus: No

Outcome: Sustainability

Status: Open  
 Location:

Matrix Code: Street Improvements (03K)

100 W Columbia St Ste 105 San Augustine, TX 75972-1945

National Objective: LMA

Initial Funding Date: 12/17/2019  
 Financing:  
 Funded Amount: \$243,000.00  
 Net Drawn: \$243,000.00  
 Balance: \$0.00

Description:  
 Contractor shall reconstruct thirteen thousand two hundred linear feet (13,200 l.f.) of streets including regrading and reshaping of road, three thousand eight hundred seventy-nine tons (3,879 T) of glauconite road basesurface, and all associated appurtenances.

Proposed Accomplishments:  
 People (General) : 172  
 Total Population in Service Area: 172  
 Census Tract Percent Low / Mod: 80.20

Actual Accomplishments:

Number assisted:

	Owner		Renter		Total		Person
	Total	Hispanic	Total	Hispanic	Total	Hispanic	
White:	0	0	0	0	0	0	0
Black/African American:	0	0	0	0	0	0	0
Asian:	0	0	0	0	0	0	0
American Indian/Alaskan Native:	0	0	0	0	0	0	0
Native Hawaiian/Other Pacific Islander:	0	0	0	0	0	0	0
American Indian/Alaskan Native & White:	0	0	0	0	0	0	0
Asian White:	0	0	0	0	0	0	0
Black/African American & White:	0	0	0	0	0	0	0
American Indian/Alaskan Native & Black/African American:	0	0	0	0	0	0	0
Other multi-racial:	0	0	0	0	0	0	0
Asian/Pacific Islander:	0	0	0	0	0	0	0
Hispanic:	0	0	0	0	0	0	0
Total:	0	0	0	0	0	0	0
Female-headed Households:	0		0		0		

Income Category:

	Owner	Renter	Total	Person
Extremely Low	0	0	0	0
Low Mod	0	0	0	0
Moderate	0	0	0	0

Non Low Moderate	0	0	0	0
Total	0	0	0	0
Percent Low/Mod	0.0%	0.0%	0.0%	0.0%

Annual Accomplishments      Accomplishment Narrative

Year      # Benefiting

UGLG:

Grant Year:    2019

Project:        0001 - 2019 CD

Objective:

IDIS Activity:    45503 - 7219399 Santa Fe

Outcome:

Activity to prevent, prepare for, and respond to Coronavirus:    No

Status:         Open

Matrix Code:      General Program Administration (21A)

Location:

National Objective:

, -

Initial Funding Date:    12/17/2019

Description:

Financing:

local admin

Funded Amount:         \$38,500.00

Net Drawn:               \$34,650.00

Balance:                 \$3,850.00

Proposed Accomplishments:

: 0

Total Population in Service Area: 0

Census Tract Percent Low / Mod: 0.00

Actual Accomplishments:

Number assisted:

	Owner		Renter		Total		
	Total	Hispanic	Total	Hispanic	Total	Hispanic	Person
White:	0	0	0	0	0	0	0
Black/African American:	0	0	0	0	0	0	0
Asian:	0	0	0	0	0	0	0

American Indian/Alaskan Native:	0	0	0	0	0	0	0
Native Hawaiian/Other Pacific Islander:	0	0	0	0	0	0	0
American Indian/Alaskan Native & White:	0	0	0	0	0	0	0
Asian White:	0	0	0	0	0	0	0
Black/African American & White:	0	0	0	0	0	0	0
American Indian/Alaskan Native & Black/African American:	0	0	0	0	0	0	0
Other multi-racial:	0	0	0	0	0	0	0
Asian/Pacific Islander:	0	0	0	0	0	0	0
Hispanic:	0	0	0	0	0	0	0
Total:	0	0	0	0	0	0	0
Female-headed Households:	0		0		0		

Income Category:

	Owner	Renter	Total	Person
Extremely Low	0	0	0	0
Low Mod	0	0	0	0
Moderate	0	0	0	0
Non Low Moderate	0	0	0	0
Total	0	0	0	0
Percent Low/Mod	0.0%	0.0%	0.0%	0.0%

Annual Accomplishments

Accomplishment Narrative

Year # Benefiting  
 UGLG: Santa Fe  
 Grant Year: 2019  
 Project: 0001 - 2019 CD

Objective: Create suitable living environments

IDIS Activity: 45504 - 7219399 Santa Fe  
 Activity to prevent, prepare for, and respond to Coronavirus: No

Outcome: Sustainability

Status: Open  
 Location:  
 PO Box 950 Santa Fe, TX 77510-0950

Matrix Code: Water/Sewer Improvements (03J)

National Objective: LMA

Initial Funding Date: 12/17/2019  
 Financing:

Description:  
 WaterSewer Improvements8th Street Target Area:Contractor, in conjunction with the

Funded Amount: \$311,500.00  
 Net Drawn: \$311,500.00  
 Balance: \$0.00

WCID No.  
 8, shall replace deteriorated water line in the target area.

Proposed Accomplishments:

People (General) : 187  
 Total Population in Service Area: 187  
 Census Tract Percent Low / Mod: 59.80

Actual Accomplishments:

Number assisted:

	Owner		Renter		Total		Person
	Total	Hispanic	Total	Hispanic	Total	Hispanic	
White:	0	0	0	0	0	0	0
Black/African American:	0	0	0	0	0	0	0
Asian:	0	0	0	0	0	0	0
American Indian/Alaskan Native:	0	0	0	0	0	0	0
Native Hawaiian/Other Pacific Islander:	0	0	0	0	0	0	0
American Indian/Alaskan Native & White:	0	0	0	0	0	0	0
Asian White:	0	0	0	0	0	0	0
Black/African American & White:	0	0	0	0	0	0	0
American Indian/Alaskan Native & Black/African American:	0	0	0	0	0	0	0
Other multi-racial:	0	0	0	0	0	0	0
Asian/Pacific Islander:	0	0	0	0	0	0	0
Hispanic:	0	0	0	0	0	0	0
Total:	0	0	0	0	0	0	0
Female-headed Households:	0		0		0		

Income Category:

	Owner	Renter	Total	Person
Extremely Low	0	0	0	0
Low Mod	0	0	0	0
Moderate	0	0	0	0
Non Low Moderate	0	0	0	0
Total	0	0	0	0
Percent Low/Mod	0.0%	0.0%	0.0%	0.0%



Annual Accomplishments      Accomplishment Narrative

Year      # Benefiting

UGLG:

Grant Year:    2019

Project:        0001 - 2019 CD

Objective:

IDIS Activity:    45505 - 7219400 Savoy

Outcome:

Activity to prevent, prepare for, and respond to Coronavirus:    No

Status:         Open

Matrix Code:    General Program Administration (21A)

Location:

National Objective:

Initial Funding Date:      12/17/2019

Description:

Financing:

local admin

Funded Amount:            \$30,000.00

Net Drawn:                 \$27,000.00

Balance:                    \$3,000.00

Proposed Accomplishments:

: 0

Total Population in Service Area: 0

Census Tract Percent Low / Mod: 0.00

Actual Accomplishments:

Number assisted:

	Owner		Renter		Total		
	Total	Hispanic	Total	Hispanic	Total	Hispanic	Person
White:	0	0	0	0	0	0	0
Black/African American:	0	0	0	0	0	0	0
Asian:	0	0	0	0	0	0	0
American Indian/Alaskan Native:	0	0	0	0	0	0	0
Native Hawaiian/Other Pacific Islander:	0	0	0	0	0	0	0
American Indian/Alaskan Native & White:	0	0	0	0	0	0	0
Asian White:	0	0	0	0	0	0	0

Black/African American & White:	0	0	0	0	0	0	0
American Indian/Alaskan Native & Black/African American:	0	0	0	0	0	0	0
Other multi-racial:	0	0	0	0	0	0	0
Asian/Pacific Islander:	0	0	0	0	0	0	0
Hispanic:	0	0	0	0	0	0	0
Total:	0	0	0	0	0	0	0
Female-headed Households:	0		0		0		

Income Category:

	Owner	Renter	Total	Person
Extremely Low	0	0	0	0
Low Mod	0	0	0	0
Moderate	0	0	0	0
Non Low Moderate	0	0	0	0
Total	0	0	0	0
Percent Low/Mod	0.0%	0.0%	0.0%	0.0%

Annual Accomplishments

Accomplishment Narrative

Year # Benefiting

UGLG: SAVOY

Grant Year: 2019

Project: 0001 - 2019 CD

Objective: Create suitable living environments

IDIS Activity: 45506 - 7219400 Savoy

Outcome: Sustainability

Activity to prevent, prepare for, and respond to Coronavirus: No

Status: Open

Matrix Code: Street Improvements (03K)

Location:

PO Box 176 Savoy, TX 75479-0176

National Objective: LMA

Initial Funding Date: 12/17/2019

Financing:

Funded Amount: \$245,000.00

Net Drawn: \$237,825.84

Balance: \$7,174.16

Description:

Contractor shall reconstruct two thousand fifty linear feet (2,050 l.f.) of streets, install seven hundred linear feet (700 l.f.) of culvert, grading, and all associated appurtenances. Construction shall take place in the following locations: Commerce Street and

Proposed Accomplishments:

People (General) : 28

Total Population in Service Area: 28

Census Tract Percent Low / Mod: 60.70

Actual Accomplishments:

Number assisted:

	Owner		Renter		Total		Person
	Total	Hispanic	Total	Hispanic	Total	Hispanic	
White:	0	0	0	0	0	0	0
Black/African American:	0	0	0	0	0	0	0
Asian:	0	0	0	0	0	0	0
American Indian/Alaskan Native:	0	0	0	0	0	0	0
Native Hawaiian/Other Pacific Islander:	0	0	0	0	0	0	0
American Indian/Alaskan Native & White:	0	0	0	0	0	0	0
Asian White:	0	0	0	0	0	0	0
Black/African American & White:	0	0	0	0	0	0	0
American Indian/Alaskan Native & Black/African American:	0	0	0	0	0	0	0
Other multi-racial:	0	0	0	0	0	0	0
Asian/Pacific Islander:	0	0	0	0	0	0	0
Hispanic:	0	0	0	0	0	0	0
Total:	0	0	0	0	0	0	0
Female-headed Households:	0		0		0		

Income Category:

	Owner	Renter	Total	Person
Extremely Low	0	0	0	0
Low Mod	0	0	0	0
Moderate	0	0	0	0
Non Low Moderate	0	0	0	0
Total	0	0	0	0
Percent Low/Mod	0.0%	0.0%	0.0%	0.0%

Annual Accomplishments

Accomplishment Narrative

Year # Benefiting

UGLG:

Grant Year: 2019  
Project: 0001 - 2019 CD

Objective:

IDIS Activity: 45507 - 7219401 Seagraves  
Activity to prevent, prepare for, and respond to Coronavirus: No

Outcome:

Status: Open  
Location:

Matrix Code: General Program Administration (21A)

National Objective:

Initial Funding Date: 12/17/2019  
Financing:  
Funded Amount: \$44,000.00  
Net Drawn: \$35,200.00  
Balance: \$8,800.00

Description:  
local admin

Proposed Accomplishments:  
: 0

Total Population in Service Area: 0  
Census Tract Percent Low / Mod: 0.00

Actual Accomplishments:

Number assisted:

	Owner		Renter		Total		Person
	Total	Hispanic	Total	Hispanic	Total	Hispanic	
White:	0	0	0	0	0	0	0
Black/African American:	0	0	0	0	0	0	0
Asian:	0	0	0	0	0	0	0
American Indian/Alaskan Native:	0	0	0	0	0	0	0
Native Hawaiian/Other Pacific Islander:	0	0	0	0	0	0	0
American Indian/Alaskan Native & White:	0	0	0	0	0	0	0
Asian White:	0	0	0	0	0	0	0
Black/African American & White:	0	0	0	0	0	0	0
American Indian/Alaskan Native & Black/African American:	0	0	0	0	0	0	0
Other multi-racial:	0	0	0	0	0	0	0

Asian/Pacific Islander:	0	0	0	0	0	0	0
Hispanic:	0	0	0	0	0	0	0
Total:	0	0	0	0	0	0	0
Female-headed Households:	0		0		0		

Income Category:

	Owner	Renter	Total	Person
Extremely Low	0	0	0	0
Low Mod	0	0	0	0
Moderate	0	0	0	0
Non Low Moderate	0	0	0	0
Total	0	0	0	0
Percent Low/Mod	0.0%	0.0%	0.0%	0.0%

Annual Accomplishments

Accomplishment Narrative

Year # Benefiting

UGLG: Seagraves

Grant Year: 2019

Project: 0001 - 2019 CD

Objective: Create suitable living environments

IDIS Activity: 45508 - 7219401 Seagraves

Outcome: Sustainability

Activity to prevent, prepare for, and respond to Coronavirus: No

Status: Open

Matrix Code: Water/Sewer Improvements (03J)

Location:

PO Box 37 Seagraves, TX 79359-0037

National Objective: LMA

Initial Funding Date: 12/17/2019

Financing:

Funded Amount: \$356,000.00

Net Drawn: \$220,860.00

Balance: \$135,140.00

Description:

Contractor shall install three thousand linear feet (3,000 l.f.) of six-inch (6") water line, and four hundred fifty linear feet (450 l.f.) of six-inch

Proposed Accomplishments:

People (General) : 75

Total Population in Service Area: 75  
 Census Tract Percent Low / Mod: 72.00

Actual Accomplishments:

Number assisted:

	Owner		Renter		Total		Person
	Total	Hispanic	Total	Hispanic	Total	Hispanic	
White:	0	0	0	0	0	0	0
Black/African American:	0	0	0	0	0	0	0
Asian:	0	0	0	0	0	0	0
American Indian/Alaskan Native:	0	0	0	0	0	0	0
Native Hawaiian/Other Pacific Islander:	0	0	0	0	0	0	0
American Indian/Alaskan Native & White:	0	0	0	0	0	0	0
Asian White:	0	0	0	0	0	0	0
Black/African American & White:	0	0	0	0	0	0	0
American Indian/Alaskan Native & Black/African American:	0	0	0	0	0	0	0
Other multi-racial:	0	0	0	0	0	0	0
Asian/Pacific Islander:	0	0	0	0	0	0	0
Hispanic:	0	0	0	0	0	0	0
Total:	0	0	0	0	0	0	0
Female-headed Households:	0		0		0		

Income Category:

	Owner	Renter	Total	Person
Extremely Low	0	0	0	0
Low Mod	0	0	0	0
Moderate	0	0	0	0
Non Low Moderate	0	0	0	0
Total	0	0	0	0
Percent Low/Mod	0.0%	0.0%	0.0%	0.0%

Annual Accomplishments

Accomplishment Narrative

Year # Benefiting  
 UGLG: SEALY  
 Grant Year: 2019  
 Project: 0001 - 2019 CD

Objective: Create suitable living environments

IDIS Activity: 45510 - 7219409 Sealy

Outcome: Sustainability

Activity to prevent, prepare for, and respond to Coronavirus: No

Status: Open

Matrix Code: Water/Sewer Improvements (03J)

Location:

PO Box 517 Sealy, TX 77474-0517

National Objective: LMA

Initial Funding Date: 12/17/2019

Financing:

Funded Amount: \$112,784.43

Net Drawn: \$97,931.65

Balance: \$14,852.78

Description:

WaterSewer ImprovementsContractor shall eliminate inflow and infiltration into the wastewater system and improve flow to the lift station by destructing approximately three thousand two hundred sixty-five linear feet (3,265 LF) of six-inch (6 in.) wastewater line,

Proposed Accomplishments:

People (General) : 1,910

Total Population in Service Area: 1,910

Census Tract Percent Low / Mod: 58.60

Actual Accomplishments:

Number assisted:

	Owner		Renter		Total		Person
	Total	Hispanic	Total	Hispanic	Total	Hispanic	
White:	0	0	0	0	0	0	0
Black/African American:	0	0	0	0	0	0	0
Asian:	0	0	0	0	0	0	0
American Indian/Alaskan Native:	0	0	0	0	0	0	0
Native Hawaiian/Other Pacific Islander:	0	0	0	0	0	0	0
American Indian/Alaskan Native & White:	0	0	0	0	0	0	0
Asian White:	0	0	0	0	0	0	0
Black/African American & White:	0	0	0	0	0	0	0
American Indian/Alaskan Native & Black/African American:	0	0	0	0	0	0	0
Other multi-racial:	0	0	0	0	0	0	0
Asian/Pacific Islander:	0	0	0	0	0	0	0
Hispanic:	0	0	0	0	0	0	0

Total: 0 0 0 0 0 0 0  
 Female-headed Households: 0 0 0 0 0 0 0

Income Category:

	Owner	Renter	Total	Person
Extremely Low	0	0	0	0
Low Mod	0	0	0	0
Moderate	0	0	0	0
Non Low Moderate	0	0	0	0
Total	0	0	0	0
Percent Low/Mod	0.0%	0.0%	0.0%	0.0%

Annual Accomplishments

Accomplishment Narrative

Year # Benefiting

UGLG:

Grant Year: 2019

Project: 0001 - 2019 CD

Objective:

IDIS Activity: 45511 - 7219410 Shepherd

Outcome:

Activity to prevent, prepare for, and respond to Coronavirus: No

Status: Open

Matrix Code: General Program Administration (21A)

Location:

National Objective:

Initial Funding Date: 12/17/2019

Description:

Financing:

local admin

Funded Amount: \$30,000.00

Net Drawn: \$27,000.00

Balance: \$3,000.00

Proposed Accomplishments:

: 0

Total Population in Service Area: 0

Census Tract Percent Low / Mod: 0.00



Actual Accomplishments:

Number assisted:

	Owner		Renter		Total		Person
	Total	Hispanic	Total	Hispanic	Total	Hispanic	
White:	0	0	0	0	0	0	0
Black/African American:	0	0	0	0	0	0	0
Asian:	0	0	0	0	0	0	0
American Indian/Alaskan Native:	0	0	0	0	0	0	0
Native Hawaiian/Other Pacific Islander:	0	0	0	0	0	0	0
American Indian/Alaskan Native & White:	0	0	0	0	0	0	0
Asian White:	0	0	0	0	0	0	0
Black/African American & White:	0	0	0	0	0	0	0
American Indian/Alaskan Native & Black/African American:	0	0	0	0	0	0	0
Other multi-racial:	0	0	0	0	0	0	0
Asian/Pacific Islander:	0	0	0	0	0	0	0
Hispanic:	0	0	0	0	0	0	0
Total:	0	0	0	0	0	0	0
Female-headed Households:	0		0		0		

Income Category:

	Owner	Renter	Total	Person
Extremely Low	0	0	0	0
Low Mod	0	0	0	0
Moderate	0	0	0	0
Non Low Moderate	0	0	0	0
Total	0	0	0	0
Percent Low/Mod	0.0%	0.0%	0.0%	0.0%

Annual Accomplishments

Accomplishment Narrative

Year # Benefiting

UGLG: Shepherd

Grant Year: 2019

Project: 0001 - 2019 CD

Objective: Create suitable living environments

IDIS Activity: 45512 - 7219410 Shepherd

Outcome: Sustainability

Activity to prevent, prepare for, and respond to Coronavirus: No

Status: Open

Matrix Code: Water/Sewer Improvements (03J)

Location:

11020 Highway 150 Shepherd, TX 77371-2838

National Objective: LMA

Initial Funding Date: 12/17/2019  
Financing:  
Funded Amount: \$245,000.00  
Net Drawn: \$243,977.00  
Balance: \$1,023.00

Description:  
Contractor shall construct a new equalization basin with clay liner, walkway platform, concrete outlet structure, concrete flow splitter box, piping, fencing, and all associated appurtenances.

Proposed Accomplishments:

People (General) : 2,425  
Total Population in Service Area: 2,425  
Census Tract Percent Low / Mod: 54.80

Actual Accomplishments:

Number assisted:

	Owner		Renter		Total		Person
	Total	Hispanic	Total	Hispanic	Total	Hispanic	
White:	0	0	0	0	0	0	0
Black/African American:	0	0	0	0	0	0	0
Asian:	0	0	0	0	0	0	0
American Indian/Alaskan Native:	0	0	0	0	0	0	0
Native Hawaiian/Other Pacific Islander:	0	0	0	0	0	0	0
American Indian/Alaskan Native & White:	0	0	0	0	0	0	0
Asian White:	0	0	0	0	0	0	0
Black/African American & White:	0	0	0	0	0	0	0
American Indian/Alaskan Native & Black/African American:	0	0	0	0	0	0	0
Other multi-racial:	0	0	0	0	0	0	0
Asian/Pacific Islander:	0	0	0	0	0	0	0
Hispanic:	0	0	0	0	0	0	0
Total:	0	0	0	0	0	0	0
Female-headed Households:	0		0		0		

Income Category:

	Owner	Renter	Total	Person
Extremely Low	0	0	0	0
Low Mod	0	0	0	0
Moderate	0	0	0	0
Non Low Moderate	0	0	0	0
Total	0	0	0	0
Percent Low/Mod	0.0%	0.0%	0.0%	0.0%

Annual Accomplishments

Accomplishment Narrative

Year # Benefiting

UGLG:

Grant Year: 2019

Project: 0001 - 2019 CD

Objective:

IDIS Activity: 45513 - 7219411 Snook

Outcome:

Activity to prevent, prepare for, and respond to Coronavirus: No

Status: Open

Matrix Code: General Program Administration (21A)

Location:

National Objective:

, -

Initial Funding Date: 12/17/2019

Description:

Financing:

local admin

Funded Amount: \$30,250.00

Net Drawn: \$21,175.00

Balance: \$9,075.00

Proposed Accomplishments:

: 0

Total Population in Service Area: 0

Census Tract Percent Low / Mod: 0.00

Actual Accomplishments:

Number assisted:

	Owner		Renter		Total		Person
	Total	Hispanic	Total	Hispanic	Total	Hispanic	
White:	0	0	0	0	0	0	0
Black/African American:	0	0	0	0	0	0	0
Asian:	0	0	0	0	0	0	0
American Indian/Alaskan Native:	0	0	0	0	0	0	0
Native Hawaiian/Other Pacific Islander:	0	0	0	0	0	0	0
American Indian/Alaskan Native & White:	0	0	0	0	0	0	0
Asian White:	0	0	0	0	0	0	0
Black/African American & White:	0	0	0	0	0	0	0
American Indian/Alaskan Native & Black/African American:	0	0	0	0	0	0	0
Other multi-racial:	0	0	0	0	0	0	0
Asian/Pacific Islander:	0	0	0	0	0	0	0
Hispanic:	0	0	0	0	0	0	0
Total:	0	0	0	0	0	0	0
Female-headed Households:	0		0		0		

Income Category:

	Owner	Renter	Total	Person
Extremely Low	0	0	0	0
Low Mod	0	0	0	0
Moderate	0	0	0	0
Non Low Moderate	0	0	0	0
Total	0	0	0	0
Percent Low/Mod	0.0%	0.0%	0.0%	0.0%

Annual Accomplishments

Accomplishment Narrative

Year # Benefiting

UGLG: SNOOK

Grant Year: 2019

Project: 0001 - 2019 CD

Objective: Create suitable living environments

IDIS Activity: 45514 - 7219411 Snook

Outcome: Sustainability

Activity to prevent, prepare for, and respond to Coronavirus: No

Status: Open

Matrix Code: Water/Sewer Improvements (03J)

Location:

PO Box 10 Snook, TX 77878-0010

National Objective: LMA

Initial Funding Date: 12/17/2019  
 Financing:  
 Funded Amount: \$244,750.00  
 Net Drawn: \$38,790.49  
 Balance: \$205,959.51

Description:

Contractor shall demolish one (1) existing ground storage tank and install one (1) fifty thousand gallon (50,000 gal.) ground storage tank, emergency generator, and all associated appurtenances.

Proposed Accomplishments:

People (General) : 515  
 Total Population in Service Area: 515  
 Census Tract Percent Low / Mod: 63.10

Actual Accomplishments:

Number assisted:

	Owner		Renter		Total		Person
	Total	Hispanic	Total	Hispanic	Total	Hispanic	
White:	0	0	0	0	0	0	0
Black/African American:	0	0	0	0	0	0	0
Asian:	0	0	0	0	0	0	0
American Indian/Alaskan Native:	0	0	0	0	0	0	0
Native Hawaiian/Other Pacific Islander:	0	0	0	0	0	0	0
American Indian/Alaskan Native & White:	0	0	0	0	0	0	0
Asian White:	0	0	0	0	0	0	0
Black/African American & White:	0	0	0	0	0	0	0
American Indian/Alaskan Native & Black/African American:	0	0	0	0	0	0	0
Other multi-racial:	0	0	0	0	0	0	0
Asian/Pacific Islander:	0	0	0	0	0	0	0
Hispanic:	0	0	0	0	0	0	0
Total:	0	0	0	0	0	0	0
Female-headed Households:	0		0		0		

Income Category:

Owner	Renter	Total	Person
-------	--------	-------	--------

Extremely Low	0	0	0	0
Low Mod	0	0	0	0
Moderate	0	0	0	0
Non Low Moderate	0	0	0	0
Total	0	0	0	0
Percent Low/Mod	0.0%	0.0%	0.0%	0.0%

Annual Accomplishments      Accomplishment Narrative

Year      # Benefiting

UGLG:  
Grant Year:    2019  
Project:        0001 - 2019 CD      Objective:  
  
IDIS Activity:    45515 - 7219419 Spearman      Outcome:  
Activity to prevent, prepare for, and respond to Coronavirus:    No  
  
Status:        Open      Matrix Code:        General Program Administration (21A)  
Location:  
, -      National Objective:

Initial Funding Date:    12/17/2019  
Financing:  
Funded Amount:        \$23,500.00  
Net Drawn:            \$15,625.00  
Balance:                \$7,875.00

Description:  
local admin

Proposed Accomplishments:  
: 0  
Total Population in Service Area: 0  
Census Tract Percent Low / Mod: 0.00

Actual Accomplishments:

Number assisted:

Owner		Renter		Total		Person
Total	Hispanic	Total	Hispanic	Total	Hispanic	

White:	0	0	0	0	0	0	0
Black/African American:	0	0	0	0	0	0	0
Asian:	0	0	0	0	0	0	0
American Indian/Alaskan Native:	0	0	0	0	0	0	0
Native Hawaiian/Other Pacific Islander:	0	0	0	0	0	0	0
American Indian/Alaskan Native & White:	0	0	0	0	0	0	0
Asian White:	0	0	0	0	0	0	0
Black/African American & White:	0	0	0	0	0	0	0
American Indian/Alaskan Native & Black/African American:	0	0	0	0	0	0	0
Other multi-racial:	0	0	0	0	0	0	0
Asian/Pacific Islander:	0	0	0	0	0	0	0
Hispanic:	0	0	0	0	0	0	0
Total:	0	0	0	0	0	0	0
Female-headed Households:	0		0		0		

Income Category:

	Owner	Renter	Total	Person
Extremely Low	0	0	0	0
Low Mod	0	0	0	0
Moderate	0	0	0	0
Non Low Moderate	0	0	0	0
Total	0	0	0	0
Percent Low/Mod	0.0%	0.0%	0.0%	0.0%

Annual Accomplishments

Accomplishment Narrative

Year # Benefiting  
 UGLG: SPEARMAN  
 Grant Year: 2019

Project: 0001 - 2019 CD

Objective: Create suitable living environments

IDIS Activity: 45516 - 7219419 Spearman

Outcome: Sustainability

Activity to prevent, prepare for, and respond to Coronavirus: No

Status: Open

Matrix Code: Water/Sewer Improvements (03J)

Location:

PO Box 37 Spearman, TX 79081-0037

National Objective: LMA

Initial Funding Date: 12/17/2019  
 Financing:  
 Funded Amount: \$251,500.00  
 Net Drawn: \$212,628.58  
 Balance: \$38,871.42

Description:

Contractor shall install one thousand five hundred forty linear feet (1,540 l.f.) of six-inch (6") water line, valves, tapping sleeves, service reconnections, pavement repair, and all associated appurtenances.

Proposed Accomplishments:

People (General) : 36  
 Total Population in Service Area: 36  
 Census Tract Percent Low / Mod: 55.50

Actual Accomplishments:

Number assisted:

	Owner		Renter		Total		Person
	Total	Hispanic	Total	Hispanic	Total	Hispanic	
White:	0	0	0	0	0	0	0
Black/African American:	0	0	0	0	0	0	0
Asian:	0	0	0	0	0	0	0
American Indian/Alaskan Native:	0	0	0	0	0	0	0
Native Hawaiian/Other Pacific Islander:	0	0	0	0	0	0	0
American Indian/Alaskan Native & White:	0	0	0	0	0	0	0
Asian White:	0	0	0	0	0	0	0
Black/African American & White:	0	0	0	0	0	0	0
American Indian/Alaskan Native & Black/African American:	0	0	0	0	0	0	0
Other multi-racial:	0	0	0	0	0	0	0
Asian/Pacific Islander:	0	0	0	0	0	0	0
Hispanic:	0	0	0	0	0	0	0
Total:	0	0	0	0	0	0	0
Female-headed Households:	0		0		0		

Income Category:

	Owner	Renter	Total	Person
Extremely Low	0	0	0	0
Low Mod	0	0	0	0
Moderate	0	0	0	0



Non Low Moderate	0	0	0	0
Total	0	0	0	0
Percent Low/Mod	0.0%	0.0%	0.0%	0.0%

Annual Accomplishments      Accomplishment Narrative

Year      # Benefiting

UGLG:

Grant Year:    2019

Project:        0001 - 2019 CD

Objective:

IDIS Activity:    45517 - 7219420 Spofford

Outcome:

Activity to prevent, prepare for, and respond to Coronavirus:    No

Status:         Open

Matrix Code:      General Program Administration (21A)

Location:

National Objective:

, -

Initial Funding Date:    12/17/2019

Description:

Financing:

local admin

Funded Amount:         \$27,500.00

Net Drawn:               \$16,500.00

Balance:                 \$11,000.00

Proposed Accomplishments:

: 0

Total Population in Service Area: 0

Census Tract Percent Low / Mod: 0.00

Actual Accomplishments:

Number assisted:

	Owner		Renter		Total		
	Total	Hispanic	Total	Hispanic	Total	Hispanic	Person
White:	0	0	0	0	0	0	0
Black/African American:	0	0	0	0	0	0	0
Asian:	0	0	0	0	0	0	0

American Indian/Alaskan Native:	0	0	0	0	0	0	0
Native Hawaiian/Other Pacific Islander:	0	0	0	0	0	0	0
American Indian/Alaskan Native & White:	0	0	0	0	0	0	0
Asian White:	0	0	0	0	0	0	0
Black/African American & White:	0	0	0	0	0	0	0
American Indian/Alaskan Native & Black/African American:	0	0	0	0	0	0	0
Other multi-racial:	0	0	0	0	0	0	0
Asian/Pacific Islander:	0	0	0	0	0	0	0
Hispanic:	0	0	0	0	0	0	0
Total:	0	0	0	0	0	0	0
Female-headed Households:	0		0		0		

Income Category:

	Owner	Renter	Total	Person
Extremely Low	0	0	0	0
Low Mod	0	0	0	0
Moderate	0	0	0	0
Non Low Moderate	0	0	0	0
Total	0	0	0	0
Percent Low/Mod	0.0%	0.0%	0.0%	0.0%

Annual Accomplishments

Accomplishment Narrative

Year # Benefiting  
 UGLG: Spofford  
 Grant Year: 2019  
 Project: 0001 - 2019 CD

Objective: Create suitable living environments

IDIS Activity: 45518 - 7219420 Spofford  
 Activity to prevent, prepare for, and respond to Coronavirus: No

Outcome: Sustainability

Status: Open  
 Location:  
 PO Box 1541 Brackettville, TX 78832-1541

Matrix Code: Water/Sewer Improvements (03J)

National Objective: LMA

Initial Funding Date: 12/17/2019  
 Financing:

Description:  
 Contractor shall also install a ground storage tank and emergency generator to increase

Funded Amount: \$247,500.00  
 Net Drawn: \$203,030.58  
 Balance: \$44,469.42

water capacity and improve service.  
 Contractor shall install seven thousand four hundred linear feet (7,400 l.f.) of three-inch

Proposed Accomplishments:

People (General) : 40  
 Total Population in Service Area: 40  
 Census Tract Percent Low / Mod: 77.50

Actual Accomplishments:

Number assisted:

	Owner		Renter		Total		Person
	Total	Hispanic	Total	Hispanic	Total	Hispanic	
White:	0	0	0	0	0	0	0
Black/African American:	0	0	0	0	0	0	0
Asian:	0	0	0	0	0	0	0
American Indian/Alaskan Native:	0	0	0	0	0	0	0
Native Hawaiian/Other Pacific Islander:	0	0	0	0	0	0	0
American Indian/Alaskan Native & White:	0	0	0	0	0	0	0
Asian White:	0	0	0	0	0	0	0
Black/African American & White:	0	0	0	0	0	0	0
American Indian/Alaskan Native & Black/African American:	0	0	0	0	0	0	0
Other multi-racial:	0	0	0	0	0	0	0
Asian/Pacific Islander:	0	0	0	0	0	0	0
Hispanic:	0	0	0	0	0	0	0
Total:	0	0	0	0	0	0	0
Female-headed Households:	0		0		0		

Income Category:

	Owner	Renter	Total	Person
Extremely Low	0	0	0	0
Low Mod	0	0	0	0
Moderate	0	0	0	0
Non Low Moderate	0	0	0	0
Total	0	0	0	0
Percent Low/Mod	0.0%	0.0%	0.0%	0.0%

Annual Accomplishments      Accomplishment Narrative

Year      # Benefiting

UGLG:

Grant Year:    2019

Project:        0001 - 2019 CD

Objective:

IDIS Activity:    45519 - 7219421 Spur

Outcome:

Activity to prevent, prepare for, and respond to Coronavirus:    No

Status:         Open

Matrix Code:    General Program Administration (21A)

Location:

National Objective:

Initial Funding Date:      12/17/2019

Description:

Financing:

local admin

Funded Amount:            \$27,225.00

Net Drawn:                 \$21,175.00

Balance:                    \$6,050.00

Proposed Accomplishments:

: 0

Total Population in Service Area: 0

Census Tract Percent Low / Mod: 0.00

Actual Accomplishments:

Number assisted:

	Owner		Renter		Total		
	Total	Hispanic	Total	Hispanic	Total	Hispanic	Person
White:	0	0	0	0	0	0	0
Black/African American:	0	0	0	0	0	0	0
Asian:	0	0	0	0	0	0	0
American Indian/Alaskan Native:	0	0	0	0	0	0	0
Native Hawaiian/Other Pacific Islander:	0	0	0	0	0	0	0
American Indian/Alaskan Native & White:	0	0	0	0	0	0	0
Asian White:	0	0	0	0	0	0	0

Black/African American & White:	0	0	0	0	0	0	0
American Indian/Alaskan Native & Black/African American:	0	0	0	0	0	0	0
Other multi-racial:	0	0	0	0	0	0	0
Asian/Pacific Islander:	0	0	0	0	0	0	0
Hispanic:	0	0	0	0	0	0	0
Total:	0	0	0	0	0	0	0
Female-headed Households:	0		0		0		

Income Category:

	Owner	Renter	Total	Person
Extremely Low	0	0	0	0
Low Mod	0	0	0	0
Moderate	0	0	0	0
Non Low Moderate	0	0	0	0
Total	0	0	0	0
Percent Low/Mod	0.0%	0.0%	0.0%	0.0%

Annual Accomplishments

Accomplishment Narrative

Year # Benefiting  
 UGLG: CITY OF SPUR  
 Grant Year: 2019  
 Project: 0001 - 2019 CD

Objective: Create suitable living environments

IDIS Activity: 45520 - 7219421 Spur  
 Activity to prevent, prepare for, and respond to Coronavirus: No

Outcome: Sustainability

Status: Open  
 Location:  
 402 N. Burlington St. Spur, TX 79370-2420

Matrix Code: Water/Sewer Improvements (03J)

National Objective: LMA

Initial Funding Date: 12/17/2019  
 Financing:  
 Funded Amount: \$244,750.00  
 Net Drawn: \$52,373.95  
 Balance: \$192,376.05

Description:  
 Contractor shall install seven thousand three hundred eighty linear feet (7,380 l.f.) of four-inch (4") and six-inch (6") water line, valves, pavement repair, and related appurtenances.

Proposed Accomplishments:

People (General) : 1,060

Total Population in Service Area: 1,060

Census Tract Percent Low / Mod: 62.70

Actual Accomplishments:

Number assisted:

	Owner		Renter		Total		Person
	Total	Hispanic	Total	Hispanic	Total	Hispanic	
White:	0	0	0	0	0	0	0
Black/African American:	0	0	0	0	0	0	0
Asian:	0	0	0	0	0	0	0
American Indian/Alaskan Native:	0	0	0	0	0	0	0
Native Hawaiian/Other Pacific Islander:	0	0	0	0	0	0	0
American Indian/Alaskan Native & White:	0	0	0	0	0	0	0
Asian White:	0	0	0	0	0	0	0
Black/African American & White:	0	0	0	0	0	0	0
American Indian/Alaskan Native & Black/African American:	0	0	0	0	0	0	0
Other multi-racial:	0	0	0	0	0	0	0
Asian/Pacific Islander:	0	0	0	0	0	0	0
Hispanic:	0	0	0	0	0	0	0
Total:	0	0	0	0	0	0	0
Female-headed Households:	0		0		0		

Income Category:

	Owner	Renter	Total	Person
Extremely Low	0	0	0	0
Low Mod	0	0	0	0
Moderate	0	0	0	0
Non Low Moderate	0	0	0	0
Total	0	0	0	0
Percent Low/Mod	0.0%	0.0%	0.0%	0.0%

Annual Accomplishments

Accomplishment Narrative

Year # Benefiting

UGLG:

Grant Year: 2019  
 Project: 0001 - 2019 CD

Objective:

IDIS Activity: 45523 - 7219430 Stockdale  
 Activity to prevent, prepare for, and respond to Coronavirus: No

Outcome:

Status: Open  
 Location:

Matrix Code: General Program Administration (21A)

National Objective:

Initial Funding Date: 12/17/2019  
 Financing:  
 Funded Amount: \$18,250.00  
 Net Drawn: \$16,425.00  
 Balance: \$1,825.00

Description:  
 local admin

Proposed Accomplishments:

: 0  
 Total Population in Service Area: 0  
 Census Tract Percent Low / Mod: 0.00

Actual Accomplishments:

Number assisted:

	Owner		Renter		Total		Person
	Total	Hispanic	Total	Hispanic	Total	Hispanic	
White:	0	0	0	0	0	0	0
Black/African American:	0	0	0	0	0	0	0
Asian:	0	0	0	0	0	0	0
American Indian/Alaskan Native:	0	0	0	0	0	0	0
Native Hawaiian/Other Pacific Islander:	0	0	0	0	0	0	0
American Indian/Alaskan Native & White:	0	0	0	0	0	0	0
Asian White:	0	0	0	0	0	0	0
Black/African American & White:	0	0	0	0	0	0	0
American Indian/Alaskan Native & Black/African American:	0	0	0	0	0	0	0
Other multi-racial:	0	0	0	0	0	0	0

Asian/Pacific Islander:	0	0	0	0	0	0	0
Hispanic:	0	0	0	0	0	0	0
Total:	0	0	0	0	0	0	0
Female-headed Households:	0		0		0		

Income Category:

	Owner	Renter	Total	Person
Extremely Low	0	0	0	0
Low Mod	0	0	0	0
Moderate	0	0	0	0
Non Low Moderate	0	0	0	0
Total	0	0	0	0
Percent Low/Mod	0.0%	0.0%	0.0%	0.0%

Annual Accomplishments

Accomplishment Narrative

Year # Benefiting  
 UGLG: STOCKDALE  
 Grant Year: 2019  
 Project: 0001 - 2019 CD

Objective: Create suitable living environments

IDIS Activity: 45524 - 7219430 Stockdale  
 Activity to prevent, prepare for, and respond to Coronavirus: No

Outcome: Sustainability

Status: Open  
 Location:

Matrix Code: Water/Sewer Improvements (03J)

PO Box 446 Stockdale, TX 78160-0446

National Objective: LMA

Initial Funding Date: 12/17/2019  
 Financing:  
 Funded Amount: \$256,750.00  
 Net Drawn: \$256,750.00  
 Balance: \$0.00

Description:  
 Contractor shall install two thousand linear feet (2,000 l.f.) of twelve-inch (12") water transmission main, gate valves, fire hydrants, service reconnections, pavement repair, and all associated appurtenances.

Proposed Accomplishments:  
 People (General) : 1,520



Total Population in Service Area: 1,520  
 Census Tract Percent Low / Mod: 53.90

Actual Accomplishments:

Number assisted:

	Owner		Renter		Total		Person
	Total	Hispanic	Total	Hispanic	Total	Hispanic	
White:	0	0	0	0	0	0	0
Black/African American:	0	0	0	0	0	0	0
Asian:	0	0	0	0	0	0	0
American Indian/Alaskan Native:	0	0	0	0	0	0	0
Native Hawaiian/Other Pacific Islander:	0	0	0	0	0	0	0
American Indian/Alaskan Native & White:	0	0	0	0	0	0	0
Asian White:	0	0	0	0	0	0	0
Black/African American & White:	0	0	0	0	0	0	0
American Indian/Alaskan Native & Black/African American:	0	0	0	0	0	0	0
Other multi-racial:	0	0	0	0	0	0	0
Asian/Pacific Islander:	0	0	0	0	0	0	0
Hispanic:	0	0	0	0	0	0	0
Total:	0	0	0	0	0	0	0
Female-headed Households:	0		0		0		

Income Category:

	Owner	Renter	Total	Person
Extremely Low	0	0	0	0
Low Mod	0	0	0	0
Moderate	0	0	0	0
Non Low Moderate	0	0	0	0
Total	0	0	0	0
Percent Low/Mod	0.0%	0.0%	0.0%	0.0%

Annual Accomplishments

Accomplishment Narrative

Year # Benefiting

UGLG:  
 Grant Year: 2019

Project: 0001 - 2019 CD

Objective:

IDIS Activity: 45525 - 7219431 Sutton County

Outcome:

Activity to prevent, prepare for, and respond to Coronavirus: No

Status: Open

Matrix Code: General Program Administration (21A)

Location:

National Objective:

Initial Funding Date: 12/17/2019

Description:

Financing:

local admin

Funded Amount: \$30,250.00

Net Drawn: \$27,225.00

Balance: \$3,025.00

Proposed Accomplishments:

: 0

Total Population in Service Area: 0

Census Tract Percent Low / Mod: 0.00

Actual Accomplishments:

Number assisted:

	Owner		Renter		Total		Person
	Total	Hispanic	Total	Hispanic	Total	Hispanic	
White:	0	0	0	0	0	0	0
Black/African American:	0	0	0	0	0	0	0
Asian:	0	0	0	0	0	0	0
American Indian/Alaskan Native:	0	0	0	0	0	0	0
Native Hawaiian/Other Pacific Islander:	0	0	0	0	0	0	0
American Indian/Alaskan Native & White:	0	0	0	0	0	0	0
Asian White:	0	0	0	0	0	0	0
Black/African American & White:	0	0	0	0	0	0	0
American Indian/Alaskan Native & Black/African American:	0	0	0	0	0	0	0
Other multi-racial:	0	0	0	0	0	0	0
Asian/Pacific Islander:	0	0	0	0	0	0	0
Hispanic:	0	0	0	0	0	0	0

Total: 0 0 0 0 0 0 0  
 Female-headed Households: 0 0 0 0 0 0

Income Category:

	Owner	Renter	Total	Person
Extremely Low	0	0	0	0
Low Mod	0	0	0	0
Moderate	0	0	0	0
Non Low Moderate	0	0	0	0
Total	0	0	0	0
Percent Low/Mod	0.0%	0.0%	0.0%	0.0%

Annual Accomplishments

Accomplishment Narrative

Year # Benefiting  
 UGLG: Sutton County  
 Grant Year: 2019  
 Project: 0001 - 2019 CD

Objective: Create suitable living environments

IDIS Activity: 45526 - 7219431 Sutton County  
 Activity to prevent, prepare for, and respond to Coronavirus: No

Outcome: Sustainability

Status: Open  
 Location:

Matrix Code: Water/Sewer Improvements (03J)

300 E Oak St Ste 4 Sonora, TX 76950-2672

National Objective: LMA

Initial Funding Date: 12/17/2019  
 Financing:  
 Funded Amount: \$244,750.00  
 Net Drawn: \$244,750.00  
 Balance: \$0.00

Description:  
 Contractor shall replace approximately two thousand eight hundred thirty-five linear feet (2,835 l.f.) of six-inch (6") sewer lines through pipe-bursting, pavement repair, service reconnections, and all associated appurtenances.

Proposed Accomplishments:

People (General) : 183  
 Total Population in Service Area: 183  
 Census Tract Percent Low / Mod: 61.20

Actual Accomplishments:

Number assisted:

	Owner		Renter		Total		Person
	Total	Hispanic	Total	Hispanic	Total	Hispanic	
White:	0	0	0	0	0	0	0
Black/African American:	0	0	0	0	0	0	0
Asian:	0	0	0	0	0	0	0
American Indian/Alaskan Native:	0	0	0	0	0	0	0
Native Hawaiian/Other Pacific Islander:	0	0	0	0	0	0	0
American Indian/Alaskan Native & White:	0	0	0	0	0	0	0
Asian White:	0	0	0	0	0	0	0
Black/African American & White:	0	0	0	0	0	0	0
American Indian/Alaskan Native & Black/African American:	0	0	0	0	0	0	0
Other multi-racial:	0	0	0	0	0	0	0
Asian/Pacific Islander:	0	0	0	0	0	0	0
Hispanic:	0	0	0	0	0	0	0
Total:	0	0	0	0	0	0	0
Female-headed Households:	0		0		0		

Income Category:

	Owner	Renter	Total	Person
Extremely Low	0	0	0	0
Low Mod	0	0	0	0
Moderate	0	0	0	0
Non Low Moderate	0	0	0	0
Total	0	0	0	0
Percent Low/Mod	0.0%	0.0%	0.0%	0.0%

Annual Accomplishments

Accomplishment Narrative

Year # Benefiting

UGLG: TEAGUE

Grant Year: 2019

Project: 0001 - 2019 CD

Objective: Create suitable living environments

IDIS Activity: 45527 - 7219439 Teague

Outcome: Sustainability

Activity to prevent, prepare for, and respond to Coronavirus: No

Status: Open

Matrix Code: Water/Sewer Improvements (03J)

Location:  
105 S 4th Ave Teague, TX 75860-1638

National Objective: LMA

Initial Funding Date: 12/17/2019  
Financing:  
Funded Amount: \$300,000.00  
Net Drawn: \$266,422.00  
Balance: \$33,578.00

Description:  
Contractor shall demolish the existing Jefferson Street Lift Station and install an fiberglass reinforced polymer wet well, relocate pumps and equipment Additionally, contractor shall install approximately sixty linear feet (60 l.f.) of twelve-inch (12") and eight-

Proposed Accomplishments:

People (General) : 140  
Total Population in Service Area: 140  
Census Tract Percent Low / Mod: 80.00

Actual Accomplishments:

Number assisted:

	Owner		Renter		Total		Person
	Total	Hispanic	Total	Hispanic	Total	Hispanic	
White:	0	0	0	0	0	0	0
Black/African American:	0	0	0	0	0	0	0
Asian:	0	0	0	0	0	0	0
American Indian/Alaskan Native:	0	0	0	0	0	0	0
Native Hawaiian/Other Pacific Islander:	0	0	0	0	0	0	0
American Indian/Alaskan Native & White:	0	0	0	0	0	0	0
Asian White:	0	0	0	0	0	0	0
Black/African American & White:	0	0	0	0	0	0	0
American Indian/Alaskan Native & Black/African American:	0	0	0	0	0	0	0
Other multi-racial:	0	0	0	0	0	0	0
Asian/Pacific Islander:	0	0	0	0	0	0	0
Hispanic:	0	0	0	0	0	0	0
Total:	0	0	0	0	0	0	0
Female-headed Households:	0		0		0		

Income Category:

	Owner	Renter	Total	Person
Extremely Low	0	0	0	0
Low Mod	0	0	0	0
Moderate	0	0	0	0
Non Low Moderate	0	0	0	0
Total	0	0	0	0
Percent Low/Mod	0.0%	0.0%	0.0%	0.0%

Annual Accomplishments

Accomplishment Narrative

Year # Benefiting

UGLG: TENAHA

Grant Year: 2019

Project: 0001 - 2019 CD

Objective: Create suitable living environments

IDIS Activity: 45529 - 7219440 Tenaha

Outcome: Sustainability

Activity to prevent, prepare for, and respond to Coronavirus: No

Status: Open

Matrix Code: Water/Sewer Improvements (03J)

Location:

PO Box 70 Tenaha, TX 75974-0070

National Objective: LMA

Initial Funding Date: 12/17/2019

Financing:

Funded Amount: \$244,750.00

Net Drawn: \$20,000.00

Balance: \$224,750.00

Description:

Contractor shall construct in its place a one hundred thousand-gallon (100,000 gal.)

ground storage tank to include yard piping and all related appurtenances.

Construction shall take place at the city of Tenaha's water treatment plant,

Proposed Accomplishments:

People (General) : 1,230

Total Population in Service Area: 1,230

Census Tract Percent Low / Mod: 55.60

Actual Accomplishments:

Number assisted:

	Owner		Renter		Total		Person
	Total	Hispanic	Total	Hispanic	Total	Hispanic	
White:	0	0	0	0	0	0	0
Black/African American:	0	0	0	0	0	0	0
Asian:	0	0	0	0	0	0	0
American Indian/Alaskan Native:	0	0	0	0	0	0	0
Native Hawaiian/Other Pacific Islander:	0	0	0	0	0	0	0
American Indian/Alaskan Native & White:	0	0	0	0	0	0	0
Asian White:	0	0	0	0	0	0	0
Black/African American & White:	0	0	0	0	0	0	0
American Indian/Alaskan Native & Black/African American:	0	0	0	0	0	0	0
Other multi-racial:	0	0	0	0	0	0	0
Asian/Pacific Islander:	0	0	0	0	0	0	0
Hispanic:	0	0	0	0	0	0	0
Total:	0	0	0	0	0	0	0
Female-headed Households:	0		0		0		

Income Category:

	Owner	Renter	Total	Person
Extremely Low	0	0	0	0
Low Mod	0	0	0	0
Moderate	0	0	0	0
Non Low Moderate	0	0	0	0
Total	0	0	0	0
Percent Low/Mod	0.0%	0.0%	0.0%	0.0%

Annual Accomplishments

Accomplishment Narrative

Year # Benefiting

UGLG:

Grant Year: 2019

Project: 0001 - 2019 CD

Objective:

IDIS Activity: 45530 - 7219441 Trinidad

Outcome:

Activity to prevent, prepare for, and respond to Coronavirus: No

Status: Open

Matrix Code: General Program Administration (21A)

Location:

National Objective:

Initial Funding Date: 12/17/2019  
 Financing:  
 Funded Amount: \$22,000.00  
 Net Drawn: \$16,885.00  
 Balance: \$5,115.00

Description:  
local admin

Proposed Accomplishments:

: 0  
 Total Population in Service Area: 0  
 Census Tract Percent Low / Mod: 0.00

Actual Accomplishments:

Number assisted:

	Owner		Renter		Total		Person
	Total	Hispanic	Total	Hispanic	Total	Hispanic	
White:	0	0	0	0	0	0	0
Black/African American:	0	0	0	0	0	0	0
Asian:	0	0	0	0	0	0	0
American Indian/Alaskan Native:	0	0	0	0	0	0	0
Native Hawaiian/Other Pacific Islander:	0	0	0	0	0	0	0
American Indian/Alaskan Native & White:	0	0	0	0	0	0	0
Asian White:	0	0	0	0	0	0	0
Black/African American & White:	0	0	0	0	0	0	0
American Indian/Alaskan Native & Black/African American:	0	0	0	0	0	0	0
Other multi-racial:	0	0	0	0	0	0	0
Asian/Pacific Islander:	0	0	0	0	0	0	0
Hispanic:	0	0	0	0	0	0	0
Total:	0	0	0	0	0	0	0
Female-headed Households:	0		0		0		

Income Category:

Owner	Renter	Total	Person
-------	--------	-------	--------



Extremely Low	0	0	0	0
Low Mod	0	0	0	0
Moderate	0	0	0	0
Non Low Moderate	0	0	0	0
Total	0	0	0	0
Percent Low/Mod	0.0%	0.0%	0.0%	0.0%

Annual Accomplishments Accomplishment Narrative

Year # Benefiting  
 UGLG: Trinidad  
 Grant Year: 2019

Project: 0001 - 2019 CD

Objective: Create suitable living environments

IDIS Activity: 45531 - 7219441 Trinidad

Outcome: Sustainability

Activity to prevent, prepare for, and respond to Coronavirus: No

Status: Open

Matrix Code: Rehab; Single-Unit Residential (14A)

Location:

PO Box 345 Trinidad, TX 75163-0345

National Objective: LMH

Initial Funding Date: 12/17/2019  
 Financing:  
 Funded Amount: \$39,988.05  
 Net Drawn: \$39,988.05  
 Balance: \$0.00

Description:  
 Contractor shall install thirteen (13) sewer yard service lines, and all associated appurtenances.  
 TxCDBG funds shall not fund a yard service line on private property to a household that

Proposed Accomplishments:

Housing Units : 13  
 Total Population in Service Area: 0  
 Census Tract Percent Low / Mod: 0.00

Actual Accomplishments:

Number assisted:

Owner		Renter		Total		Person
Total	Hispanic	Total	Hispanic	Total	Hispanic	

White:	0	0	0	0	0	0	0
Black/African American:	0	0	0	0	0	0	0
Asian:	0	0	0	0	0	0	0
American Indian/Alaskan Native:	0	0	0	0	0	0	0
Native Hawaiian/Other Pacific Islander:	0	0	0	0	0	0	0
American Indian/Alaskan Native & White:	0	0	0	0	0	0	0
Asian White:	0	0	0	0	0	0	0
Black/African American & White:	0	0	0	0	0	0	0
American Indian/Alaskan Native & Black/African American:	0	0	0	0	0	0	0
Other multi-racial:	0	0	0	0	0	0	0
Asian/Pacific Islander:	0	0	0	0	0	0	0
Hispanic:	0	0	0	0	0	0	0
Total:	0	0	0	0	0	0	0
Female-headed Households:	0		0		0		

Income Category:

	Owner	Renter	Total	Person
Extremely Low	0	0	0	0
Low Mod	0	0	0	0
Moderate	0	0	0	0
Non Low Moderate	0	0	0	0
Total	0	0	0	0
Percent Low/Mod	0.0%	0.0%	0.0%	0.0%

Annual Accomplishments

Accomplishment Narrative

Year # Benefiting  
 UGLG: Trinidad  
 Grant Year: 2019

Project: 0001 - 2019 CD

Objective: Create suitable living environments

IDIS Activity: 45532 - 7219441 Trinidad

Outcome: Sustainability

Activity to prevent, prepare for, and respond to Coronavirus: No

Status: Open

Matrix Code: Street Improvements (03K)

Location:

PO Box 345 Trinidad, TX 75163-0345

National Objective: LMA

Initial Funding Date: 12/17/2019  
 Financing:  
 Funded Amount: \$127,528.70  
 Net Drawn: \$112,764.58  
 Balance: \$14,764.12

Description:  
 Contractor shall install thirteen (13) sewer yard service lines, and all associated appurtenances.  
 TxCDBG funds shall not fund a yard service line on private property to a household that

Proposed Accomplishments:  
 People (General) : 101  
 Total Population in Service Area: 32  
 Census Tract Percent Low / Mod: 100.00

Actual Accomplishments:

Number assisted:

	Owner		Renter		Total		Person
	Total	Hispanic	Total	Hispanic	Total	Hispanic	
White:	0	0	0	0	0	0	0
Black/African American:	0	0	0	0	0	0	0
Asian:	0	0	0	0	0	0	0
American Indian/Alaskan Native:	0	0	0	0	0	0	0
Native Hawaiian/Other Pacific Islander:	0	0	0	0	0	0	0
American Indian/Alaskan Native & White:	0	0	0	0	0	0	0
Asian White:	0	0	0	0	0	0	0
Black/African American & White:	0	0	0	0	0	0	0
American Indian/Alaskan Native & Black/African American:	0	0	0	0	0	0	0
Other multi-racial:	0	0	0	0	0	0	0
Asian/Pacific Islander:	0	0	0	0	0	0	0
Hispanic:	0	0	0	0	0	0	0
Total:	0	0	0	0	0	0	0
Female-headed Households:	0		0		0		

Income Category:

	Owner	Renter	Total	Person
Extremely Low	0	0	0	0
Low Mod	0	0	0	0
Moderate	0	0	0	0

Non Low Moderate	0	0	0	0
Total	0	0	0	0
Percent Low/Mod	0.0%	0.0%	0.0%	0.0%

Annual Accomplishments      Accomplishment Narrative

Year      # Benefiting

UGLG:      Trinidad

Grant Year:      2019

Project:      0001 - 2019 CD

Objective:      Create suitable living environments

IDIS Activity:      45533 - 7219441 Trinidad

Outcome:      Sustainability

Activity to prevent, prepare for, and respond to Coronavirus:      No

Status:      Open

Matrix Code:      Water/Sewer Improvements (03J)

Location:

PO Box 345    Trinidad, TX 75163-0345

National Objective: LMA

Initial Funding Date:      12/17/2019

Financing:

Funded Amount:      \$85,483.25

Net Drawn:      \$74,795.68

Balance:      \$10,687.57

Description:

Contractor shall install thirteen (13) sewer yard service lines, and all associated appurtenances.

TxCDBG funds shall not fund a yard service line on private property to a household that

Proposed Accomplishments:

People (General) : 38

Total Population in Service Area: 38

Census Tract Percent Low / Mod: 100.00

Actual Accomplishments:

Number assisted:

	Owner		Renter		Total		
	Total	Hispanic	Total	Hispanic	Total	Hispanic	Person
White:	0	0	0	0	0	0	0
Black/African American:	0	0	0	0	0	0	0
Asian:	0	0	0	0	0	0	0

American Indian/Alaskan Native:	0	0	0	0	0	0	0
Native Hawaiian/Other Pacific Islander:	0	0	0	0	0	0	0
American Indian/Alaskan Native & White:	0	0	0	0	0	0	0
Asian White:	0	0	0	0	0	0	0
Black/African American & White:	0	0	0	0	0	0	0
American Indian/Alaskan Native & Black/African American:	0	0	0	0	0	0	0
Other multi-racial:	0	0	0	0	0	0	0
Asian/Pacific Islander:	0	0	0	0	0	0	0
Hispanic:	0	0	0	0	0	0	0
Total:	0	0	0	0	0	0	0
Female-headed Households:	0		0		0		

Income Category:

	Owner	Renter	Total	Person
Extremely Low	0	0	0	0
Low Mod	0	0	0	0
Moderate	0	0	0	0
Non Low Moderate	0	0	0	0
Total	0	0	0	0
Percent Low/Mod	0.0%	0.0%	0.0%	0.0%

Annual Accomplishments

Accomplishment Narrative

Year # Benefiting

UGLG:

Grant Year: 2019

Project: 0001 - 2019 CD

Objective:

IDIS Activity: 45534 - 7219449 Uvalde

Outcome:

Activity to prevent, prepare for, and respond to Coronavirus: No

Status: Open

Matrix Code: General Program Administration (21A)

Location:

National Objective:

Initial Funding Date: 12/17/2019

Description:

Financing:

local admin

Funded Amount: \$35,000.00  
 Net Drawn: \$31,500.00  
 Balance: \$3,500.00

Proposed Accomplishments:

: 0  
 Total Population in Service Area: 0  
 Census Tract Percent Low / Mod: 0.00

Actual Accomplishments:

Number assisted:

	Owner		Renter		Total		Person
	Total	Hispanic	Total	Hispanic	Total	Hispanic	
White:	0	0	0	0	0	0	0
Black/African American:	0	0	0	0	0	0	0
Asian:	0	0	0	0	0	0	0
American Indian/Alaskan Native:	0	0	0	0	0	0	0
Native Hawaiian/Other Pacific Islander:	0	0	0	0	0	0	0
American Indian/Alaskan Native & White:	0	0	0	0	0	0	0
Asian White:	0	0	0	0	0	0	0
Black/African American & White:	0	0	0	0	0	0	0
American Indian/Alaskan Native & Black/African American:	0	0	0	0	0	0	0
Other multi-racial:	0	0	0	0	0	0	0
Asian/Pacific Islander:	0	0	0	0	0	0	0
Hispanic:	0	0	0	0	0	0	0
Total:	0	0	0	0	0	0	0
Female-headed Households:	0		0		0		

Income Category:

	Owner	Renter	Total	Person
Extremely Low	0	0	0	0
Low Mod	0	0	0	0
Moderate	0	0	0	0
Non Low Moderate	0	0	0	0
Total	0	0	0	0
Percent Low/Mod	0.0%	0.0%	0.0%	0.0%

Annual Accomplishments      Accomplishment Narrative

Year      # Benefiting

UGLG:      Uvalde

Grant Year:      2019

Project:      0001 - 2019 CD

Objective:      Create suitable living environments

IDIS Activity:      45535 - 7219449 Uvalde

Outcome:      Sustainability

Activity to prevent, prepare for, and respond to Coronavirus:      No

Status:      Open

Matrix Code:      Water/Sewer Improvements (03J)

Location:

PO Box 799 Uvalde, TX 78802-0799

National Objective: LMA

Initial Funding Date:      12/17/2019

Financing:

Funded Amount:      \$315,000.00

Net Drawn:      \$315,000.00

Balance:      \$0.00

Description:

Contractor shall install one thousand three hundred fifty linear feet (1,350 l.f.) of six-inch (6") and eight-inch (8") water line, valves, service reconnections, and all associated appurtenances.

Proposed Accomplishments:

People (General) : 90

Total Population in Service Area: 90

Census Tract Percent Low / Mod: 85.50

Actual Accomplishments:

Number assisted:

	Owner		Renter		Total		Person
	Total	Hispanic	Total	Hispanic	Total	Hispanic	
White:	0	0	0	0	0	0	0
Black/African American:	0	0	0	0	0	0	0
Asian:	0	0	0	0	0	0	0
American Indian/Alaskan Native:	0	0	0	0	0	0	0
Native Hawaiian/Other Pacific Islander:	0	0	0	0	0	0	0
American Indian/Alaskan Native & White:	0	0	0	0	0	0	0
Asian White:	0	0	0	0	0	0	0

Black/African American & White:	0	0	0	0	0	0	0
American Indian/Alaskan Native & Black/African American:	0	0	0	0	0	0	0
Other multi-racial:	0	0	0	0	0	0	0
Asian/Pacific Islander:	0	0	0	0	0	0	0
Hispanic:	0	0	0	0	0	0	0
Total:	0	0	0	0	0	0	0
Female-headed Households:	0		0		0		

Income Category:

	Owner	Renter	Total	Person
Extremely Low	0	0	0	0
Low Mod	0	0	0	0
Moderate	0	0	0	0
Non Low Moderate	0	0	0	0
Total	0	0	0	0
Percent Low/Mod	0.0%	0.0%	0.0%	0.0%

Annual Accomplishments

Accomplishment Narrative

Year # Benefiting

UGLG:

Grant Year: 2019

Project: 0001 - 2019 CD

Objective:

IDIS Activity: 45536 - 7219450 Van Horn

Outcome:

Activity to prevent, prepare for, and respond to Coronavirus: No

Status: Open

Matrix Code: General Program Administration (21A)

Location:

National Objective:

Initial Funding Date: 12/17/2019

Description:

Financing:

local admin

Funded Amount: \$30,250.00

Net Drawn: \$21,175.00

Balance: \$9,075.00



Proposed Accomplishments:

: 0

Total Population in Service Area: 0

Census Tract Percent Low / Mod: 0.00

Actual Accomplishments:

Number assisted:

	Owner		Renter		Total		Person
	Total	Hispanic	Total	Hispanic	Total	Hispanic	
White:	0	0	0	0	0	0	0
Black/African American:	0	0	0	0	0	0	0
Asian:	0	0	0	0	0	0	0
American Indian/Alaskan Native:	0	0	0	0	0	0	0
Native Hawaiian/Other Pacific Islander:	0	0	0	0	0	0	0
American Indian/Alaskan Native & White:	0	0	0	0	0	0	0
Asian White:	0	0	0	0	0	0	0
Black/African American & White:	0	0	0	0	0	0	0
American Indian/Alaskan Native & Black/African American:	0	0	0	0	0	0	0
Other multi-racial:	0	0	0	0	0	0	0
Asian/Pacific Islander:	0	0	0	0	0	0	0
Hispanic:	0	0	0	0	0	0	0
Total:	0	0	0	0	0	0	0
Female-headed Households:	0		0		0		

Income Category:

	Owner	Renter	Total	Person
Extremely Low	0	0	0	0
Low Mod	0	0	0	0
Moderate	0	0	0	0
Non Low Moderate	0	0	0	0
Total	0	0	0	0
Percent Low/Mod	0.0%	0.0%	0.0%	0.0%

Annual Accomplishments

Accomplishment Narrative

Year # Benefiting  
 UGLG: VAN HORN

Grant Year: 2019  
Project: 0001 - 2019 CD

Objective: Create suitable living environments

IDIS Activity: 45537 - 7219450 Van Horn  
Activity to prevent, prepare for, and respond to Coronavirus: No

Outcome: Sustainability

Status: Open  
Location:  
PO Box 517 Van Horn, TX 79855-0517

Matrix Code: Water/Sewer Improvements (03J)

National Objective: LMA

Initial Funding Date: 12/17/2019  
Financing:  
Funded Amount: \$244,750.00  
Net Drawn: \$192,283.02  
Balance: \$52,466.98

Description:  
Contractor shall install one thousand forty-four (1,044) residential water meters, and all necessary appurtenances.  
Construction will take place throughout the city.

Proposed Accomplishments:  
People (General) : 2,240  
Total Population in Service Area: 2,240  
Census Tract Percent Low / Mod: 51.50

Actual Accomplishments:

Number assisted:

	Owner		Renter		Total		Person
	Total	Hispanic	Total	Hispanic	Total	Hispanic	
White:	0	0	0	0	0	0	0
Black/African American:	0	0	0	0	0	0	0
Asian:	0	0	0	0	0	0	0
American Indian/Alaskan Native:	0	0	0	0	0	0	0
Native Hawaiian/Other Pacific Islander:	0	0	0	0	0	0	0
American Indian/Alaskan Native & White:	0	0	0	0	0	0	0
Asian White:	0	0	0	0	0	0	0
Black/African American & White:	0	0	0	0	0	0	0
American Indian/Alaskan Native & Black/African American:	0	0	0	0	0	0	0
Other multi-racial:	0	0	0	0	0	0	0

Asian/Pacific Islander:	0	0	0	0	0	0	0
Hispanic:	0	0	0	0	0	0	0
Total:	0	0	0	0	0	0	0
Female-headed Households:	0		0		0		

Income Category:

	Owner	Renter	Total	Person
Extremely Low	0	0	0	0
Low Mod	0	0	0	0
Moderate	0	0	0	0
Non Low Moderate	0	0	0	0
Total	0	0	0	0
Percent Low/Mod	0.0%	0.0%	0.0%	0.0%

Annual Accomplishments

Accomplishment Narrative

Year # Benefiting

UGLG:

Grant Year: 2019

Project: 0001 - 2019 CD

Objective:

IDIS Activity: 45538 - 7219451 Victoria County

Outcome:

Activity to prevent, prepare for, and respond to Coronavirus: No

Status: Open

Matrix Code: General Program Administration (21A)

Location:

National Objective:

Initial Funding Date: 12/17/2019

Description:

Financing:

local admin

Funded Amount: \$30,250.00

Net Drawn: \$15,125.00

Balance: \$15,125.00

Proposed Accomplishments:

: 0

Total Population in Service Area: 0  
 Census Tract Percent Low / Mod: 0.00

Actual Accomplishments:

Number assisted:

	Owner		Renter		Total		Person
	Total	Hispanic	Total	Hispanic	Total	Hispanic	
White:	0	0	0	0	0	0	0
Black/African American:	0	0	0	0	0	0	0
Asian:	0	0	0	0	0	0	0
American Indian/Alaskan Native:	0	0	0	0	0	0	0
Native Hawaiian/Other Pacific Islander:	0	0	0	0	0	0	0
American Indian/Alaskan Native & White:	0	0	0	0	0	0	0
Asian White:	0	0	0	0	0	0	0
Black/African American & White:	0	0	0	0	0	0	0
American Indian/Alaskan Native & Black/African American:	0	0	0	0	0	0	0
Other multi-racial:	0	0	0	0	0	0	0
Asian/Pacific Islander:	0	0	0	0	0	0	0
Hispanic:	0	0	0	0	0	0	0
Total:	0	0	0	0	0	0	0
Female-headed Households:	0		0		0		

Income Category:

	Owner	Renter	Total	Person
Extremely Low	0	0	0	0
Low Mod	0	0	0	0
Moderate	0	0	0	0
Non Low Moderate	0	0	0	0
Total	0	0	0	0
Percent Low/Mod	0.0%	0.0%	0.0%	0.0%

Annual Accomplishments

Accomplishment Narrative

Year # Benefiting  
 UGLG: VICTORIA COUNTY  
 Grant Year: 2019  
 Project: 0001 - 2019 CD

Objective: Create suitable living environments

IDIS Activity: 45539 - 7219451 Victoria County

Outcome: Sustainability

Activity to prevent, prepare for, and respond to Coronavirus: No

Status: Open

Matrix Code: Water/Sewer Improvements (03J)

Location:

101 N Bridge St Ste 127 Victoria, TX 77901-6545

National Objective: LMA

Initial Funding Date: 12/17/2019

Description:

Financing:

Contractor shall construct one (1) pump house, install three (3) booster pumps, electrical controls, chlorination shelter and system, piping, and all associated appurtenances.

Funded Amount: \$244,750.00

Construction shall take place at the WTP, located at 117 Broadway, Placedo, Texas 77977.

Net Drawn: \$16,512.50

Balance: \$228,237.50

Proposed Accomplishments:

People (General) : 620

Total Population in Service Area: 620

Census Tract Percent Low / Mod: 64.10

Actual Accomplishments:

Number assisted:

	Owner		Renter		Total		Person
	Total	Hispanic	Total	Hispanic	Total	Hispanic	
White:	0	0	0	0	0	0	0
Black/African American:	0	0	0	0	0	0	0
Asian:	0	0	0	0	0	0	0
American Indian/Alaskan Native:	0	0	0	0	0	0	0
Native Hawaiian/Other Pacific Islander:	0	0	0	0	0	0	0
American Indian/Alaskan Native & White:	0	0	0	0	0	0	0
Asian White:	0	0	0	0	0	0	0
Black/African American & White:	0	0	0	0	0	0	0
American Indian/Alaskan Native & Black/African American:	0	0	0	0	0	0	0
Other multi-racial:	0	0	0	0	0	0	0
Asian/Pacific Islander:	0	0	0	0	0	0	0
Hispanic:	0	0	0	0	0	0	0

Total: 0 0 0 0 0 0 0  
 Female-headed Households: 0 0 0 0 0 0 0

Income Category:

	Owner	Renter	Total	Person
Extremely Low	0	0	0	0
Low Mod	0	0	0	0
Moderate	0	0	0	0
Non Low Moderate	0	0	0	0
Total	0	0	0	0
Percent Low/Mod	0.0%	0.0%	0.0%	0.0%

Annual Accomplishments

Accomplishment Narrative

Year # Benefiting

UGLG:

Grant Year: 2019

Project: 0001 - 2019 CD

Objective:

IDIS Activity: 45540 - 7219459 Wells

Outcome:

Activity to prevent, prepare for, and respond to Coronavirus: No

Status: Open

Matrix Code: General Program Administration (21A)

Location:

National Objective:

Initial Funding Date: 12/17/2019

Description:

Financing:

local admin

Funded Amount: \$32,000.00

Net Drawn: \$22,400.00

Balance: \$9,600.00

Proposed Accomplishments:

: 0

Total Population in Service Area: 0

Census Tract Percent Low / Mod: 0.00

Actual Accomplishments:

Number assisted:

	Owner		Renter		Total		Person
	Total	Hispanic	Total	Hispanic	Total	Hispanic	
White:	0	0	0	0	0	0	0
Black/African American:	0	0	0	0	0	0	0
Asian:	0	0	0	0	0	0	0
American Indian/Alaskan Native:	0	0	0	0	0	0	0
Native Hawaiian/Other Pacific Islander:	0	0	0	0	0	0	0
American Indian/Alaskan Native & White:	0	0	0	0	0	0	0
Asian White:	0	0	0	0	0	0	0
Black/African American & White:	0	0	0	0	0	0	0
American Indian/Alaskan Native & Black/African American:	0	0	0	0	0	0	0
Other multi-racial:	0	0	0	0	0	0	0
Asian/Pacific Islander:	0	0	0	0	0	0	0
Hispanic:	0	0	0	0	0	0	0
Total:	0	0	0	0	0	0	0
Female-headed Households:	0		0		0		

Income Category:

	Owner	Renter	Total	Person
Extremely Low	0	0	0	0
Low Mod	0	0	0	0
Moderate	0	0	0	0
Non Low Moderate	0	0	0	0
Total	0	0	0	0
Percent Low/Mod	0.0%	0.0%	0.0%	0.0%

Annual Accomplishments

Accomplishment Narrative

Year # Benefiting

UGLG: WELLS

Grant Year: 2019

Project: 0001 - 2019 CD

Objective: Create suitable living environments

IDIS Activity: 45541 - 7219459 Wells

Outcome: Sustainability

Activity to prevent, prepare for, and respond to Coronavirus: No

Status: Open

Matrix Code: Water/Sewer Improvements (03J)

Location:

PO Box 20 Wells, TX 75976-9000

National Objective: LMA

Initial Funding Date: 12/17/2019

Description:

Financing:

Contractor shall seal the exterior walls of the oxidation ditch, replace floating aerator, valves, and all associated appurtenances.

Funded Amount: \$243,000.00

Net Drawn: \$202,885.00

Construction shall take place at the WWTP, located at 34 East 7th Street, Wells, Texas

Balance: \$40,115.00

Proposed Accomplishments:

People (General) : 1,040

Total Population in Service Area: 1,040

Census Tract Percent Low / Mod: 66.30

Actual Accomplishments:

Number assisted:

	Owner		Renter		Total		Person
	Total	Hispanic	Total	Hispanic	Total	Hispanic	
White:	0	0	0	0	0	0	0
Black/African American:	0	0	0	0	0	0	0
Asian:	0	0	0	0	0	0	0
American Indian/Alaskan Native:	0	0	0	0	0	0	0
Native Hawaiian/Other Pacific Islander:	0	0	0	0	0	0	0
American Indian/Alaskan Native & White:	0	0	0	0	0	0	0
Asian White:	0	0	0	0	0	0	0
Black/African American & White:	0	0	0	0	0	0	0
American Indian/Alaskan Native & Black/African American:	0	0	0	0	0	0	0
Other multi-racial:	0	0	0	0	0	0	0
Asian/Pacific Islander:	0	0	0	0	0	0	0
Hispanic:	0	0	0	0	0	0	0
Total:	0	0	0	0	0	0	0
Female-headed Households:	0		0		0		



Income Category:

	Owner	Renter	Total	Person
Extremely Low	0	0	0	0
Low Mod	0	0	0	0
Moderate	0	0	0	0
Non Low Moderate	0	0	0	0
Total	0	0	0	0
Percent Low/Mod	0.0%	0.0%	0.0%	0.0%

Annual Accomplishments

Accomplishment Narrative

Year # Benefiting

UGLG:

Grant Year: 2019

Project: 0001 - 2019 CD

Objective:

IDIS Activity: 45542 - 7219460 West Orange

Outcome:

Activity to prevent, prepare for, and respond to Coronavirus: No

Status: Open

Matrix Code: General Program Administration (21A)

Location:

National Objective:

Initial Funding Date: 12/17/2019

Description:

Financing:

local admin

Funded Amount: \$20,000.00

Net Drawn: \$18,000.00

Balance: \$2,000.00

Proposed Accomplishments:

: 0

Total Population in Service Area: 0

Census Tract Percent Low / Mod: 0.00

Actual Accomplishments:

Number assisted:

	Owner		Renter		Total		Person
	Total	Hispanic	Total	Hispanic	Total	Hispanic	
White:	0	0	0	0	0	0	0
Black/African American:	0	0	0	0	0	0	0
Asian:	0	0	0	0	0	0	0
American Indian/Alaskan Native:	0	0	0	0	0	0	0
Native Hawaiian/Other Pacific Islander:	0	0	0	0	0	0	0
American Indian/Alaskan Native & White:	0	0	0	0	0	0	0
Asian White:	0	0	0	0	0	0	0
Black/African American & White:	0	0	0	0	0	0	0
American Indian/Alaskan Native & Black/African American:	0	0	0	0	0	0	0
Other multi-racial:	0	0	0	0	0	0	0
Asian/Pacific Islander:	0	0	0	0	0	0	0
Hispanic:	0	0	0	0	0	0	0
Total:	0	0	0	0	0	0	0
Female-headed Households:	0		0		0		

Income Category:

	Owner	Renter	Total	Person
Extremely Low	0	0	0	0
Low Mod	0	0	0	0
Moderate	0	0	0	0
Non Low Moderate	0	0	0	0
Total	0	0	0	0
Percent Low/Mod	0.0%	0.0%	0.0%	0.0%

Annual Accomplishments

Accomplishment Narrative

Year # Benefiting  
 UGLG: WEST ORANGE  
 Grant Year: 2019  
 Project: 0001 - 2019 CD

Objective: Create suitable living environments

IDIS Activity: 45543 - 7219460 West Orange  
 Activity to prevent, prepare for, and respond to Coronavirus: No

Outcome: Sustainability

Status: Open

Matrix Code: Street Improvements (03K)

Location:

2700 Western Ave West Orange, TX 77630-6136

National Objective: LMA

Initial Funding Date: 12/17/2019  
 Financing:  
 Funded Amount: \$255,000.00  
 Net Drawn: \$237,352.44  
 Balance: \$17,647.56

Description:

Contractor shall reconstruct approximately three thousand eight hundred ninety-two linear feet (3,892 l.f.) of HMA pavement utilizing four-inch (4") rehabilitated subgrade, pavement restriping, and all associated appurtenances.

Proposed Accomplishments:

People (General) : 1,030  
 Total Population in Service Area: 1,030  
 Census Tract Percent Low / Mod: 54.80

Actual Accomplishments:

Number assisted:

	Owner		Renter		Total		Person
	Total	Hispanic	Total	Hispanic	Total	Hispanic	
White:	0	0	0	0	0	0	0
Black/African American:	0	0	0	0	0	0	0
Asian:	0	0	0	0	0	0	0
American Indian/Alaskan Native:	0	0	0	0	0	0	0
Native Hawaiian/Other Pacific Islander:	0	0	0	0	0	0	0
American Indian/Alaskan Native & White:	0	0	0	0	0	0	0
Asian White:	0	0	0	0	0	0	0
Black/African American & White:	0	0	0	0	0	0	0
American Indian/Alaskan Native & Black/African American:	0	0	0	0	0	0	0
Other multi-racial:	0	0	0	0	0	0	0
Asian/Pacific Islander:	0	0	0	0	0	0	0
Hispanic:	0	0	0	0	0	0	0
Total:	0	0	0	0	0	0	0
Female-headed Households:	0		0		0		

Income Category:

Owner Renter Total Person

Extremely Low	0	0	0	0
Low Mod	0	0	0	0
Moderate	0	0	0	0
Non Low Moderate	0	0	0	0
Total	0	0	0	0
Percent Low/Mod	0.0%	0.0%	0.0%	0.0%

Annual Accomplishments      Accomplishment Narrative

Year      # Benefiting

UGLG:

Grant Year:    2019

Project:        0001 - 2019 CD

Objective:

IDIS Activity:    45544 - 7219461 Willacy County

Outcome:

Activity to prevent, prepare for, and respond to Coronavirus:    No

Status:         Open

Matrix Code:      General Program Administration (21A)

Location:

National Objective:

Initial Funding Date:    12/17/2019

Description:

Financing:

local admin

Funded Amount:         \$30,250.00

Net Drawn:                \$27,225.00

Balance:                  \$3,025.00

Proposed Accomplishments:

: 0

Total Population in Service Area: 0

Census Tract Percent Low / Mod: 0.00

Actual Accomplishments:

Number assisted:

Owner		Renter		Total		Person
Total	Hispanic	Total	Hispanic	Total	Hispanic	

White:	0	0	0	0	0	0	0
Black/African American:	0	0	0	0	0	0	0
Asian:	0	0	0	0	0	0	0
American Indian/Alaskan Native:	0	0	0	0	0	0	0
Native Hawaiian/Other Pacific Islander:	0	0	0	0	0	0	0
American Indian/Alaskan Native & White:	0	0	0	0	0	0	0
Asian White:	0	0	0	0	0	0	0
Black/African American & White:	0	0	0	0	0	0	0
American Indian/Alaskan Native & Black/African American:	0	0	0	0	0	0	0
Other multi-racial:	0	0	0	0	0	0	0
Asian/Pacific Islander:	0	0	0	0	0	0	0
Hispanic:	0	0	0	0	0	0	0
Total:	0	0	0	0	0	0	0
Female-headed Households:	0		0		0		

Income Category:

	Owner	Renter	Total	Person
Extremely Low	0	0	0	0
Low Mod	0	0	0	0
Moderate	0	0	0	0
Non Low Moderate	0	0	0	0
Total	0	0	0	0
Percent Low/Mod	0.0%	0.0%	0.0%	0.0%

Annual Accomplishments

Accomplishment Narrative

Year # Benefiting

UGLG: WILLACY COUNTY

Grant Year: 2019

Project: 0001 - 2019 CD

Objective: Create suitable living environments

IDIS Activity: 45545 - 7219461 Willacy County

Outcome: Sustainability

Activity to prevent, prepare for, and respond to Coronavirus: No

Status: Open

Matrix Code: Street Improvements (03K)

Location:

576 W. Main Ave. #152 Raymondville, TX 78580-1928

National Objective: LMA

Initial Funding Date: 12/17/2019  
 Financing:  
 Funded Amount: \$244,750.00  
 Net Drawn: \$178,726.07  
 Balance: \$66,023.93

Description:  
 Contractor shall reconstruct nine hundred fifty-seven linear feet (957 l.f.) of street utilizing one and one-half (1.5") HMA, flexible base, prime coat, one thousand four hundred fifty-eight linear feet (1,458 l.f.) of curb-and-gutter, twenty-eight linear feet (28

Proposed Accomplishments:

People (General) : 90  
 Total Population in Service Area: 90  
 Census Tract Percent Low / Mod: 65.50

Actual Accomplishments:

Number assisted:

	Owner		Renter		Total		Person
	Total	Hispanic	Total	Hispanic	Total	Hispanic	
White:	0	0	0	0	0	0	0
Black/African American:	0	0	0	0	0	0	0
Asian:	0	0	0	0	0	0	0
American Indian/Alaskan Native:	0	0	0	0	0	0	0
Native Hawaiian/Other Pacific Islander:	0	0	0	0	0	0	0
American Indian/Alaskan Native & White:	0	0	0	0	0	0	0
Asian White:	0	0	0	0	0	0	0
Black/African American & White:	0	0	0	0	0	0	0
American Indian/Alaskan Native & Black/African American:	0	0	0	0	0	0	0
Other multi-racial:	0	0	0	0	0	0	0
Asian/Pacific Islander:	0	0	0	0	0	0	0
Hispanic:	0	0	0	0	0	0	0
Total:	0	0	0	0	0	0	0
Female-headed Households:	0		0		0		

Income Category:

	Owner	Renter	Total	Person
Extremely Low	0	0	0	0
Low Mod	0	0	0	0
Moderate	0	0	0	0

Non Low Moderate	0	0	0	0
Total	0	0	0	0
Percent Low/Mod	0.0%	0.0%	0.0%	0.0%

Annual Accomplishments      Accomplishment Narrative

Year      # Benefiting

UGLG:

Grant Year:    2019

Project:        0001 - 2019 CD

Objective:

IDIS Activity:    45546 - 7219469 Winnsboro

Outcome:

Activity to prevent, prepare for, and respond to Coronavirus:    No

Status:         Open

Matrix Code:      General Program Administration (21A)

Location:

National Objective:

, -

Initial Funding Date:    12/17/2019

Description:

Financing:

local admin

Funded Amount:         \$30,250.00

Net Drawn:                \$24,200.00

Balance:                  \$6,050.00

Proposed Accomplishments:

: 0

Total Population in Service Area: 0

Census Tract Percent Low / Mod: 0.00

Actual Accomplishments:

Number assisted:

	Owner		Renter		Total		
	Total	Hispanic	Total	Hispanic	Total	Hispanic	Person
White:	0	0	0	0	0	0	0
Black/African American:	0	0	0	0	0	0	0
Asian:	0	0	0	0	0	0	0

American Indian/Alaskan Native:	0	0	0	0	0	0	0
Native Hawaiian/Other Pacific Islander:	0	0	0	0	0	0	0
American Indian/Alaskan Native & White:	0	0	0	0	0	0	0
Asian White:	0	0	0	0	0	0	0
Black/African American & White:	0	0	0	0	0	0	0
American Indian/Alaskan Native & Black/African American:	0	0	0	0	0	0	0
Other multi-racial:	0	0	0	0	0	0	0
Asian/Pacific Islander:	0	0	0	0	0	0	0
Hispanic:	0	0	0	0	0	0	0
Total:	0	0	0	0	0	0	0
Female-headed Households:	0		0		0		

Income Category:

	Owner	Renter	Total	Person
Extremely Low	0	0	0	0
Low Mod	0	0	0	0
Moderate	0	0	0	0
Non Low Moderate	0	0	0	0
Total	0	0	0	0
Percent Low/Mod	0.0%	0.0%	0.0%	0.0%

Annual Accomplishments

Accomplishment Narrative

Year # Benefiting  
 UGLG: WINNSBORO  
 Grant Year: 2019  
 Project: 0001 - 2019 CD

Objective: Create suitable living environments

IDIS Activity: 45547 - 7219469 Winnsboro  
 Activity to prevent, prepare for, and respond to Coronavirus: No

Outcome: Sustainability

Status: Open  
 Location:  
 501 S Main St Winnsboro, TX 75494-3227

Matrix Code: Street Improvements (03K)

National Objective: LMA

Initial Funding Date: 12/17/2019  
 Financing:

Description:  
 Contractor shall reconstruct approximately one thousand two hundred seventy-five linear



Funded Amount: \$244,640.00  
 Net Drawn: \$101,614.55  
 Balance: \$143,025.45

feet (1,275 l.f.) of streets utilizing 24" Ø MAC, rock base, install one hundred twenty-five linear feet (125 l.f.) of eighteen-inch (18" Ø) concrete pipe, and all

Proposed Accomplishments:

People (General) : 21  
 Total Population in Service Area: 21  
 Census Tract Percent Low / Mod: 80.90

Actual Accomplishments:

Number assisted:

	Owner		Renter		Total		Person
	Total	Hispanic	Total	Hispanic	Total	Hispanic	
White:	0	0	0	0	0	0	0
Black/African American:	0	0	0	0	0	0	0
Asian:	0	0	0	0	0	0	0
American Indian/Alaskan Native:	0	0	0	0	0	0	0
Native Hawaiian/Other Pacific Islander:	0	0	0	0	0	0	0
American Indian/Alaskan Native & White:	0	0	0	0	0	0	0
Asian White:	0	0	0	0	0	0	0
Black/African American & White:	0	0	0	0	0	0	0
American Indian/Alaskan Native & Black/African American:	0	0	0	0	0	0	0
Other multi-racial:	0	0	0	0	0	0	0
Asian/Pacific Islander:	0	0	0	0	0	0	0
Hispanic:	0	0	0	0	0	0	0
Total:	0	0	0	0	0	0	0
Female-headed Households:	0		0		0		

Income Category:

	Owner	Renter	Total	Person
Extremely Low	0	0	0	0
Low Mod	0	0	0	0
Moderate	0	0	0	0
Non Low Moderate	0	0	0	0
Total	0	0	0	0
Percent Low/Mod	0.0%	0.0%	0.0%	0.0%

Annual Accomplishments Accomplishment Narrative

Year # Benefiting

UGLG:

Grant Year: 2019

Project: 0001 - 2019 CD

Objective:

IDIS Activity: 45548 - 7219470 Woodloch

Outcome:

Activity to prevent, prepare for, and respond to Coronavirus: No

Status: Open

Matrix Code: General Program Administration (21A)

Location:

National Objective:

Initial Funding Date: 12/17/2019

Description:

Financing:

local admin

Funded Amount: \$38,500.00

Net Drawn: \$26,950.00

Balance: \$11,550.00

Proposed Accomplishments:

: 0

Total Population in Service Area: 0

Census Tract Percent Low / Mod: 0.00

Actual Accomplishments:

Number assisted:

	Owner		Renter		Total		
	Total	Hispanic	Total	Hispanic	Total	Hispanic	Person
White:	0	0	0	0	0	0	0
Black/African American:	0	0	0	0	0	0	0
Asian:	0	0	0	0	0	0	0
American Indian/Alaskan Native:	0	0	0	0	0	0	0
Native Hawaiian/Other Pacific Islander:	0	0	0	0	0	0	0
American Indian/Alaskan Native & White:	0	0	0	0	0	0	0
Asian White:	0	0	0	0	0	0	0

Black/African American & White:	0	0	0	0	0	0	0
American Indian/Alaskan Native & Black/African American:	0	0	0	0	0	0	0
Other multi-racial:	0	0	0	0	0	0	0
Asian/Pacific Islander:	0	0	0	0	0	0	0
Hispanic:	0	0	0	0	0	0	0
Total:	0	0	0	0	0	0	0
Female-headed Households:	0		0		0		

Income Category:

	Owner	Renter	Total	Person
Extremely Low	0	0	0	0
Low Mod	0	0	0	0
Moderate	0	0	0	0
Non Low Moderate	0	0	0	0
Total	0	0	0	0
Percent Low/Mod	0.0%	0.0%	0.0%	0.0%

Annual Accomplishments

Accomplishment Narrative

Year # Benefiting  
 UGLG: WOODLOCH  
 Grant Year: 2019  
 Project: 0001 - 2019 CD

Objective: Create suitable living environments

IDIS Activity: 45549 - 7219470 Woodloch  
 Activity to prevent, prepare for, and respond to Coronavirus: No

Outcome: Sustainability

Status: Open  
 Location:  
 PO Box 1379 Conroe, TX 77305-1379

Matrix Code: Water/Sewer Improvements (03J)

National Objective: LMA

Initial Funding Date: 12/17/2019  
 Financing:  
 Funded Amount: \$311,500.00  
 Net Drawn: \$146,801.22  
 Balance: \$164,698.78

Description:  
 Contractor shall install approximately six thousand two hundred thirty-seven linear feet (6,237 LF) of eight-inch wastewater line, manhole rehabilitation, service connections, and all associated appurtenances.

Proposed Accomplishments:

People (General) : 629

Total Population in Service Area: 629

Census Tract Percent Low / Mod: 65.00

Actual Accomplishments:

Number assisted:

	Owner		Renter		Total		Person
	Total	Hispanic	Total	Hispanic	Total	Hispanic	
White:	0	0	0	0	0	0	0
Black/African American:	0	0	0	0	0	0	0
Asian:	0	0	0	0	0	0	0
American Indian/Alaskan Native:	0	0	0	0	0	0	0
Native Hawaiian/Other Pacific Islander:	0	0	0	0	0	0	0
American Indian/Alaskan Native & White:	0	0	0	0	0	0	0
Asian White:	0	0	0	0	0	0	0
Black/African American & White:	0	0	0	0	0	0	0
American Indian/Alaskan Native & Black/African American:	0	0	0	0	0	0	0
Other multi-racial:	0	0	0	0	0	0	0
Asian/Pacific Islander:	0	0	0	0	0	0	0
Hispanic:	0	0	0	0	0	0	0
Total:	0	0	0	0	0	0	0
Female-headed Households:	0		0		0		

Income Category:

	Owner	Renter	Total	Person
Extremely Low	0	0	0	0
Low Mod	0	0	0	0
Moderate	0	0	0	0
Non Low Moderate	0	0	0	0
Total	0	0	0	0
Percent Low/Mod	0.0%	0.0%	0.0%	0.0%

Annual Accomplishments

Accomplishment Narrative

Year # Benefiting

UGLG:

Grant Year: 2019  
 Project: 0001 - 2019 CD

Objective:

IDIS Activity: 45550 - 7219471 Woodville  
 Activity to prevent, prepare for, and respond to Coronavirus: No

Outcome:

Status: Open  
 Location:

Matrix Code: General Program Administration (21A)

National Objective:

Initial Funding Date: 12/17/2019  
 Financing:  
 Funded Amount: \$31,104.00  
 Net Drawn: \$26,438.40  
 Balance: \$4,665.60

Description:  
 local admin

Proposed Accomplishments:  
 : 0

Total Population in Service Area: 0  
 Census Tract Percent Low / Mod: 0.00

Actual Accomplishments:

Number assisted:

	Owner		Renter		Total		Person
	Total	Hispanic	Total	Hispanic	Total	Hispanic	
White:	0	0	0	0	0	0	0
Black/African American:	0	0	0	0	0	0	0
Asian:	0	0	0	0	0	0	0
American Indian/Alaskan Native:	0	0	0	0	0	0	0
Native Hawaiian/Other Pacific Islander:	0	0	0	0	0	0	0
American Indian/Alaskan Native & White:	0	0	0	0	0	0	0
Asian White:	0	0	0	0	0	0	0
Black/African American & White:	0	0	0	0	0	0	0
American Indian/Alaskan Native & Black/African American:	0	0	0	0	0	0	0
Other multi-racial:	0	0	0	0	0	0	0

Asian/Pacific Islander:	0	0	0	0	0	0	0
Hispanic:	0	0	0	0	0	0	0
Total:	0	0	0	0	0	0	0
Female-headed Households:	0		0		0		

Income Category:

	Owner	Renter	Total	Person
Extremely Low	0	0	0	0
Low Mod	0	0	0	0
Moderate	0	0	0	0
Non Low Moderate	0	0	0	0
Total	0	0	0	0
Percent Low/Mod	0.0%	0.0%	0.0%	0.0%

Annual Accomplishments

Accomplishment Narrative

Year # Benefiting  
 UGLG: WOODVILLE  
 Grant Year: 2019  
 Project: 0001 - 2019 CD

Objective: Create suitable living environments

IDIS Activity: 45551 - 7219471 Woodville  
 Activity to prevent, prepare for, and respond to Coronavirus: No

Outcome: Sustainability

Status: Open  
 Location:  
 400 W Bluff St Woodville, TX 75979-5122

Matrix Code: Water/Sewer Improvements (03J)

National Objective: LMA

Initial Funding Date: 12/17/2019  
 Financing:  
 Funded Amount: \$163,838.44  
 Net Drawn: \$160,922.44  
 Balance: \$2,916.00

Description:  
 Contractor shall rehabilitate the WWTP by installing one (1) spiral bar screen, one (1) disposal chute, conveyor improvements, and all associated appurtenances.  
 Construction shall take place at the WWTP, located at 320

Proposed Accomplishments:  
 People (General) : 2,418

Total Population in Service Area: 2,418  
 Census Tract Percent Low / Mod: 51.40

Actual Accomplishments:

Number assisted:

	Owner		Renter		Total		Person
	Total	Hispanic	Total	Hispanic	Total	Hispanic	
White:	0	0	0	0	0	0	0
Black/African American:	0	0	0	0	0	0	0
Asian:	0	0	0	0	0	0	0
American Indian/Alaskan Native:	0	0	0	0	0	0	0
Native Hawaiian/Other Pacific Islander:	0	0	0	0	0	0	0
American Indian/Alaskan Native & White:	0	0	0	0	0	0	0
Asian White:	0	0	0	0	0	0	0
Black/African American & White:	0	0	0	0	0	0	0
American Indian/Alaskan Native & Black/African American:	0	0	0	0	0	0	0
Other multi-racial:	0	0	0	0	0	0	0
Asian/Pacific Islander:	0	0	0	0	0	0	0
Hispanic:	0	0	0	0	0	0	0
Total:	0	0	0	0	0	0	0
Female-headed Households:	0		0		0		

Income Category:

	Owner	Renter	Total	Person
Extremely Low	0	0	0	0
Low Mod	0	0	0	0
Moderate	0	0	0	0
Non Low Moderate	0	0	0	0
Total	0	0	0	0
Percent Low/Mod	0.0%	0.0%	0.0%	0.0%

Annual Accomplishments

Accomplishment Narrative

Year # Benefiting

UGLG:

Grant Year: 2019

Project: 0001 - 2019 CD

Objective:

IDIS Activity: 45552 - 7219479 Yantis

Outcome:

Activity to prevent, prepare for, and respond to Coronavirus: No

Status: Open

Matrix Code: General Program Administration (21A)

Location:

National Objective:

Initial Funding Date: 12/17/2019

Description:

Financing:

local admin

Funded Amount: \$30,250.00

Net Drawn: \$27,225.00

Balance: \$3,025.00

Proposed Accomplishments:

: 0

Total Population in Service Area: 0

Census Tract Percent Low / Mod: 0.00

Actual Accomplishments:

Number assisted:

	Owner		Renter		Total		Person
	Total	Hispanic	Total	Hispanic	Total	Hispanic	
White:	0	0	0	0	0	0	0
Black/African American:	0	0	0	0	0	0	0
Asian:	0	0	0	0	0	0	0
American Indian/Alaskan Native:	0	0	0	0	0	0	0
Native Hawaiian/Other Pacific Islander:	0	0	0	0	0	0	0
American Indian/Alaskan Native & White:	0	0	0	0	0	0	0
Asian White:	0	0	0	0	0	0	0
Black/African American & White:	0	0	0	0	0	0	0
American Indian/Alaskan Native & Black/African American:	0	0	0	0	0	0	0
Other multi-racial:	0	0	0	0	0	0	0
Asian/Pacific Islander:	0	0	0	0	0	0	0
Hispanic:	0	0	0	0	0	0	0



Total: 0 0 0 0 0 0 0  
 Female-headed Households: 0 0 0 0 0 0

Income Category:

	Owner	Renter	Total	Person
Extremely Low	0	0	0	0
Low Mod	0	0	0	0
Moderate	0	0	0	0
Non Low Moderate	0	0	0	0
Total	0	0	0	0
Percent Low/Mod	0.0%	0.0%	0.0%	0.0%

Annual Accomplishments

Accomplishment Narrative

Year # Benefiting  
 UGLG: Yantis  
 Grant Year: 2019

Project: 0001 - 2019 CD

Objective: Create suitable living environments

IDIS Activity: 45553 - 7219479 Yantis

Outcome: Sustainability

Activity to prevent, prepare for, and respond to Coronavirus: No

Status: Open

Matrix Code: Water/Sewer Improvements (03J)

Location:

PO Box 245 Yantis, TX 75497-0245

National Objective: LMA

Initial Funding Date: 12/17/2019

Financing:

Funded Amount: \$243,881.00

Net Drawn: \$216,741.00

Balance: \$27,140.00

Description:

Contractor shall rehabilitate one (1) lift station, install piping, fencing, and all associated appurtenances.

Construction shall take place at the Rayburns lift station, located at the intersection of US

Proposed Accomplishments:

People (General) : 73

Total Population in Service Area: 73

Census Tract Percent Low / Mod: 68.40

Actual Accomplishments:

Number assisted:

	Owner		Renter		Total		Person
	Total	Hispanic	Total	Hispanic	Total	Hispanic	
White:	0	0	0	0	0	0	0
Black/African American:	0	0	0	0	0	0	0
Asian:	0	0	0	0	0	0	0
American Indian/Alaskan Native:	0	0	0	0	0	0	0
Native Hawaiian/Other Pacific Islander:	0	0	0	0	0	0	0
American Indian/Alaskan Native & White:	0	0	0	0	0	0	0
Asian White:	0	0	0	0	0	0	0
Black/African American & White:	0	0	0	0	0	0	0
American Indian/Alaskan Native & Black/African American:	0	0	0	0	0	0	0
Other multi-racial:	0	0	0	0	0	0	0
Asian/Pacific Islander:	0	0	0	0	0	0	0
Hispanic:	0	0	0	0	0	0	0
Total:	0	0	0	0	0	0	0
Female-headed Households:	0		0		0		

Income Category:

	Owner	Renter	Total	Person
Extremely Low	0	0	0	0
Low Mod	0	0	0	0
Moderate	0	0	0	0
Non Low Moderate	0	0	0	0
Total	0	0	0	0
Percent Low/Mod	0.0%	0.0%	0.0%	0.0%

Annual Accomplishments

Accomplishment Narrative

Year # Benefiting

UGLG:

Grant Year: 2019

Project: 0001 - 2019 CD

Objective:

IDIS Activity: 45554 - 7219480 Yorktown

Outcome:

Activity to prevent, prepare for, and respond to Coronavirus: No

Status: Open

Matrix Code: General Program Administration (21A)

Location:

National Objective:

Initial Funding Date: 12/17/2019

Description:

Financing:

local admin

Funded Amount: \$30,250.00

Net Drawn: \$28,878.75

Balance: \$1,371.25

Proposed Accomplishments:

: 0

Total Population in Service Area: 0

Census Tract Percent Low / Mod: 0.00

Actual Accomplishments:

Number assisted:

	Owner		Renter		Total		Person
	Total	Hispanic	Total	Hispanic	Total	Hispanic	
White:	0	0	0	0	0	0	0
Black/African American:	0	0	0	0	0	0	0
Asian:	0	0	0	0	0	0	0
American Indian/Alaskan Native:	0	0	0	0	0	0	0
Native Hawaiian/Other Pacific Islander:	0	0	0	0	0	0	0
American Indian/Alaskan Native & White:	0	0	0	0	0	0	0
Asian White:	0	0	0	0	0	0	0
Black/African American & White:	0	0	0	0	0	0	0
American Indian/Alaskan Native & Black/African American:	0	0	0	0	0	0	0
Other multi-racial:	0	0	0	0	0	0	0
Asian/Pacific Islander:	0	0	0	0	0	0	0
Hispanic:	0	0	0	0	0	0	0
Total:	0	0	0	0	0	0	0
Female-headed Households:	0		0		0		

Income Category:

	Owner	Renter	Total	Person
Extremely Low	0	0	0	0
Low Mod	0	0	0	0
Moderate	0	0	0	0
Non Low Moderate	0	0	0	0
Total	0	0	0	0
Percent Low/Mod	0.0%	0.0%	0.0%	0.0%

Annual Accomplishments

Accomplishment Narrative

Year # Benefiting

UGLG: YORKTOWN

Grant Year: 2019

Project: 0001 - 2019 CD

Objective: Create suitable living environments

IDIS Activity: 45555 - 7219480 Yorktown

Outcome: Sustainability

Activity to prevent, prepare for, and respond to Coronavirus: No

Status: Open

Matrix Code: Water/Sewer Improvements (03J)

Location:

PO Box 605 Yorktown, TX 78164-0605

National Objective: LMA

Initial Funding Date: 12/17/2019

Financing:

Funded Amount: \$244,750.00

Net Drawn: \$195,151.86

Balance: \$49,598.14

Description:

Contractor shall install five thousand one hundred twenty linear feet (5,120 l.f.) of six-inch (6") water line, fire hydrants, valves, pavement repair, service reconnections, and all associated appurtenances.

Proposed Accomplishments:

People (General) : 191

Total Population in Service Area: 191

Census Tract Percent Low / Mod: 62.80

Actual Accomplishments:

Number assisted:

	Owner		Renter		Total		Person
	Total	Hispanic	Total	Hispanic	Total	Hispanic	
White:	0	0	0	0	0	0	0
Black/African American:	0	0	0	0	0	0	0
Asian:	0	0	0	0	0	0	0
American Indian/Alaskan Native:	0	0	0	0	0	0	0
Native Hawaiian/Other Pacific Islander:	0	0	0	0	0	0	0
American Indian/Alaskan Native & White:	0	0	0	0	0	0	0
Asian White:	0	0	0	0	0	0	0
Black/African American & White:	0	0	0	0	0	0	0
American Indian/Alaskan Native & Black/African American:	0	0	0	0	0	0	0
Other multi-racial:	0	0	0	0	0	0	0
Asian/Pacific Islander:	0	0	0	0	0	0	0
Hispanic:	0	0	0	0	0	0	0
Total:	0	0	0	0	0	0	0
Female-headed Households:	0		0		0		

Income Category:

	Owner	Renter	Total	Person
Extremely Low	0	0	0	0
Low Mod	0	0	0	0
Moderate	0	0	0	0
Non Low Moderate	0	0	0	0
Total	0	0	0	0
Percent Low/Mod	0.0%	0.0%	0.0%	0.0%

Annual Accomplishments

Accomplishment Narrative

Year # Benefiting

UGLG:

Grant Year: 2019

Project: 0001 - 2019 CD

Objective:

IDIS Activity: 45556 - 7219481 Young County

Outcome:

Activity to prevent, prepare for, and respond to Coronavirus: No

Status: Open

Matrix Code: General Program Administration (21A)

Location:

National Objective:

Initial Funding Date: 12/17/2019  
 Financing:  
 Funded Amount: \$30,000.00  
 Net Drawn: \$18,600.00  
 Balance: \$11,400.00

Description:  
local admin

Proposed Accomplishments:

: 0  
 Total Population in Service Area: 0  
 Census Tract Percent Low / Mod: 0.00

Actual Accomplishments:

Number assisted:

	Owner		Renter		Total		Person
	Total	Hispanic	Total	Hispanic	Total	Hispanic	
White:	0	0	0	0	0	0	0
Black/African American:	0	0	0	0	0	0	0
Asian:	0	0	0	0	0	0	0
American Indian/Alaskan Native:	0	0	0	0	0	0	0
Native Hawaiian/Other Pacific Islander:	0	0	0	0	0	0	0
American Indian/Alaskan Native & White:	0	0	0	0	0	0	0
Asian White:	0	0	0	0	0	0	0
Black/African American & White:	0	0	0	0	0	0	0
American Indian/Alaskan Native & Black/African American:	0	0	0	0	0	0	0
Other multi-racial:	0	0	0	0	0	0	0
Asian/Pacific Islander:	0	0	0	0	0	0	0
Hispanic:	0	0	0	0	0	0	0
Total:	0	0	0	0	0	0	0
Female-headed Households:	0		0		0		

Income Category:

Owner	Renter	Total	Person
-------	--------	-------	--------

Extremely Low	0	0	0	0
Low Mod	0	0	0	0
Moderate	0	0	0	0
Non Low Moderate	0	0	0	0
Total	0	0	0	0
Percent Low/Mod	0.0%	0.0%	0.0%	0.0%

Annual Accomplishments Accomplishment Narrative

Year # Benefiting  
 UGLG: Young County  
 Grant Year: 2019  
 Project: 0001 - 2019 CD

Objective: Create suitable living environments

IDIS Activity: 45557 - 7219481 Young County  
 Activity to prevent, prepare for, and respond to Coronavirus: No

Outcome: Sustainability

Status: Open  
 Location:  
 516 4th St Ste 108 Graham, TX 76450-3063

Matrix Code: Water/Sewer Improvements (03J)

National Objective: LMA

Initial Funding Date: 12/17/2019  
 Financing:  
 Funded Amount: \$245,000.00  
 Net Drawn: \$95,770.50  
 Balance: \$149,229.50

Description:  
 Contractor shall nine thousand thirty linear feet (9,030 l.f.) of two-inch (2") four-inch (4") and six-inch (6") water line, one (1) twenty-four thousand gallon (24,000 gal.) ground storage tank, fire hydrant, gate valves and boxes,

Proposed Accomplishments:  
 People (General) : 155  
 Total Population in Service Area: 155  
 Census Tract Percent Low / Mod: 55.40

Actual Accomplishments:

Number assisted:

Owner		Renter		Total		Person
Total	Hispanic	Total	Hispanic	Total	Hispanic	

White:	0	0	0	0	0	0	0
Black/African American:	0	0	0	0	0	0	0
Asian:	0	0	0	0	0	0	0
American Indian/Alaskan Native:	0	0	0	0	0	0	0
Native Hawaiian/Other Pacific Islander:	0	0	0	0	0	0	0
American Indian/Alaskan Native & White:	0	0	0	0	0	0	0
Asian White:	0	0	0	0	0	0	0
Black/African American & White:	0	0	0	0	0	0	0
American Indian/Alaskan Native & Black/African American:	0	0	0	0	0	0	0
Other multi-racial:	0	0	0	0	0	0	0
Asian/Pacific Islander:	0	0	0	0	0	0	0
Hispanic:	0	0	0	0	0	0	0
Total:	0	0	0	0	0	0	0
Female-headed Households:	0		0		0		0

Income Category:

	Owner	Renter	Total	Person
Extremely Low	0	0	0	0
Low Mod	0	0	0	0
Moderate	0	0	0	0
Non Low Moderate	0	0	0	0
Total	0	0	0	0
Percent Low/Mod	0.0%	0.0%	0.0%	0.0%

Annual Accomplishments

Accomplishment Narrative

Year # Benefiting

UGLG:

Grant Year: 2019

Project: 0004 - 2019 CFC

Objective:

IDIS Activity: 45569 - 7219065 Jim Hogg County

Outcome:

Activity to prevent, prepare for, and respond to Coronavirus: No

Status: Open

Matrix Code: General Program Administration (21A)

Location:

National Objective:

, -



Initial Funding Date: 12/18/2019  
 Financing:  
 Funded Amount: \$35,000.00  
 Net Drawn: \$17,500.00  
 Balance: \$17,500.00

Description:  
 local admin

Proposed Accomplishments:

: 0  
 Total Population in Service Area: 0  
 Census Tract Percent Low / Mod: 0.00

Actual Accomplishments:

Number assisted:

	Owner		Renter		Total		Person
	Total	Hispanic	Total	Hispanic	Total	Hispanic	
White:	0	0	0	0	0	0	0
Black/African American:	0	0	0	0	0	0	0
Asian:	0	0	0	0	0	0	0
American Indian/Alaskan Native:	0	0	0	0	0	0	0
Native Hawaiian/Other Pacific Islander:	0	0	0	0	0	0	0
American Indian/Alaskan Native & White:	0	0	0	0	0	0	0
Asian White:	0	0	0	0	0	0	0
Black/African American & White:	0	0	0	0	0	0	0
American Indian/Alaskan Native & Black/African American:	0	0	0	0	0	0	0
Other multi-racial:	0	0	0	0	0	0	0
Asian/Pacific Islander:	0	0	0	0	0	0	0
Hispanic:	0	0	0	0	0	0	0
Total:	0	0	0	0	0	0	0
Female-headed Households:	0		0		0		

Income Category:

	Owner	Renter	Total	Person
Extremely Low	0	0	0	0
Low Mod	0	0	0	0
Moderate	0	0	0	0

Non Low Moderate	0	0	0	0
Total	0	0	0	0
Percent Low/Mod	0.0%	0.0%	0.0%	0.0%

Annual Accomplishments      Accomplishment Narrative

Year      # Benefiting  
 UGLG:      KENEDY COUNTY  
 Grant Year:    2019  
 Project:      0004 - 2019 CFC

Objective:      Create suitable living environments

IDIS Activity:    45574 - 7219075 Kenedy County  
 Activity to prevent, prepare for, and respond to Coronavirus:    No

Outcome:      Sustainability

Status:      Open  
 Location:  
 PO Box 37 Sarita, TX 78385-0037

Matrix Code:      Water/Sewer Improvements (03J)

National Objective: LMA

Initial Funding Date:    12/18/2019  
 Financing:  
 Funded Amount:      \$476,600.00  
 Net Drawn:      \$28,000.00  
 Balance:      \$448,600.00

Description:  
 Contractor shall rehabilitate existing wastewater treatment plant (WWTP) to provide sewer service improvements to residents of the colonia of Sarita Township.  
 Contractor shall install two (2) wastewater pond pumps, one (1) wastewater pond liner,

Proposed Accomplishments:  
 People (General) : 233  
 Total Population in Service Area: 233  
 Census Tract Percent Low / Mod: 71.60

Actual Accomplishments:

Number assisted:

	Owner		Renter		Total		
	Total	Hispanic	Total	Hispanic	Total	Hispanic	Person
White:	0	0	0	0	0	0	0
Black/African American:	0	0	0	0	0	0	0
Asian:	0	0	0	0	0	0	0

American Indian/Alaskan Native:	0	0	0	0	0	0	0
Native Hawaiian/Other Pacific Islander:	0	0	0	0	0	0	0
American Indian/Alaskan Native & White:	0	0	0	0	0	0	0
Asian White:	0	0	0	0	0	0	0
Black/African American & White:	0	0	0	0	0	0	0
American Indian/Alaskan Native & Black/African American:	0	0	0	0	0	0	0
Other multi-racial:	0	0	0	0	0	0	0
Asian/Pacific Islander:	0	0	0	0	0	0	0
Hispanic:	0	0	0	0	0	0	0
Total:	0	0	0	0	0	0	0
Female-headed Households:	0		0		0		

Income Category:

	Owner	Renter	Total	Person
Extremely Low	0	0	0	0
Low Mod	0	0	0	0
Moderate	0	0	0	0
Non Low Moderate	0	0	0	0
Total	0	0	0	0
Percent Low/Mod	0.0%	0.0%	0.0%	0.0%

Annual Accomplishments

Accomplishment Narrative

Year # Benefiting

UGLG:

Grant Year: 2019

Project: 0004 - 2019 CFC

Objective:

IDIS Activity: 45575 - 7219085 Val Verde County

Outcome:

Activity to prevent, prepare for, and respond to Coronavirus: No

Status: Open

Matrix Code: General Program Administration (21A)

Location:

National Objective:

Initial Funding Date: 12/18/2019

Description:

Financing:

local admin

Funded Amount: \$60,000.00  
 Net Drawn: \$12,600.00  
 Balance: \$47,400.00

Proposed Accomplishments:

: 0  
 Total Population in Service Area: 0  
 Census Tract Percent Low / Mod: 0.00

Actual Accomplishments:

Number assisted:

	Owner		Renter		Total		Person
	Total	Hispanic	Total	Hispanic	Total	Hispanic	
White:	0	0	0	0	0	0	0
Black/African American:	0	0	0	0	0	0	0
Asian:	0	0	0	0	0	0	0
American Indian/Alaskan Native:	0	0	0	0	0	0	0
Native Hawaiian/Other Pacific Islander:	0	0	0	0	0	0	0
American Indian/Alaskan Native & White:	0	0	0	0	0	0	0
Asian White:	0	0	0	0	0	0	0
Black/African American & White:	0	0	0	0	0	0	0
American Indian/Alaskan Native & Black/African American:	0	0	0	0	0	0	0
Other multi-racial:	0	0	0	0	0	0	0
Asian/Pacific Islander:	0	0	0	0	0	0	0
Hispanic:	0	0	0	0	0	0	0
Total:	0	0	0	0	0	0	0
Female-headed Households:	0		0		0		

Income Category:

	Owner	Renter	Total	Person
Extremely Low	0	0	0	0
Low Mod	0	0	0	0
Moderate	0	0	0	0
Non Low Moderate	0	0	0	0
Total	0	0	0	0
Percent Low/Mod	0.0%	0.0%	0.0%	0.0%

Annual Accomplishments      Accomplishment Narrative

Year            # Benefiting  
 UGLG:           VAL VERDE COUNTY  
 Grant Year:     2019  
 Project:        0004 - 2019 CFC

Objective:        Create suitable living environments

IDIS Activity:   45577 - 7219085 Val Verde County  
 Activity to prevent, prepare for, and respond to Coronavirus:    No

Outcome:         Sustainability

Status:            Open  
 Location:  
 400 Pecan St   Del Rio, TX 78840-5140

Matrix Code:     Water/Sewer Improvements (03J)

National Objective: LMA

Initial Funding Date:      12/18/2019  
 Financing:  
 Funded Amount:            \$853,400.00  
 Net Drawn:                 \$24,500.00  
 Balance:                    \$828,900.00

Description:  
 Contractor shall provide water service access to residents of Rise Estates Colonia by installing approximately fourteen thousand one hundred fifty-one linear feet (14,151, LF) of eight-inch (8 in.) water pipe, gate valves, fire hydrants, and all associated

Proposed Accomplishments:  
 People (General) : 215  
 Total Population in Service Area: 215  
 Census Tract Percent Low / Mod: 98.10

Actual Accomplishments:

Number assisted:

	Owner		Renter		Total		
	Total	Hispanic	Total	Hispanic	Total	Hispanic	Person
White:	0	0	0	0	0	0	0
Black/African American:	0	0	0	0	0	0	0
Asian:	0	0	0	0	0	0	0
American Indian/Alaskan Native:	0	0	0	0	0	0	0
Native Hawaiian/Other Pacific Islander:	0	0	0	0	0	0	0
American Indian/Alaskan Native & White:	0	0	0	0	0	0	0
Asian White:	0	0	0	0	0	0	0

Black/African American & White:	0	0	0	0	0	0	0
American Indian/Alaskan Native & Black/African American:	0	0	0	0	0	0	0
Other multi-racial:	0	0	0	0	0	0	0
Asian/Pacific Islander:	0	0	0	0	0	0	0
Hispanic:	0	0	0	0	0	0	0
Total:	0	0	0	0	0	0	0
Female-headed Households:	0		0		0		

Income Category:

	Owner	Renter	Total	Person
Extremely Low	0	0	0	0
Low Mod	0	0	0	0
Moderate	0	0	0	0
Non Low Moderate	0	0	0	0
Total	0	0	0	0
Percent Low/Mod	0.0%	0.0%	0.0%	0.0%

Annual Accomplishments

Accomplishment Narrative

Year # Benefiting

UGLG:

Grant Year: 2019

Project: 0004 - 2019 CFC

Objective:

IDIS Activity: 45578 - 7219095 Webb County

Outcome:

Activity to prevent, prepare for, and respond to Coronavirus: No

Status: Open

Matrix Code: General Program Administration (21A)

Location:

National Objective:

Initial Funding Date: 12/18/2019

Description:

Financing:

local admin

Funded Amount: \$60,000.00

Net Drawn: \$5,505.57

Balance: \$54,494.43

Proposed Accomplishments:

: 0

Total Population in Service Area: 0

Census Tract Percent Low / Mod: 0.00

Actual Accomplishments:

Number assisted:

	Owner		Renter		Total		Person
	Total	Hispanic	Total	Hispanic	Total	Hispanic	
White:	0	0	0	0	0	0	0
Black/African American:	0	0	0	0	0	0	0
Asian:	0	0	0	0	0	0	0
American Indian/Alaskan Native:	0	0	0	0	0	0	0
Native Hawaiian/Other Pacific Islander:	0	0	0	0	0	0	0
American Indian/Alaskan Native & White:	0	0	0	0	0	0	0
Asian White:	0	0	0	0	0	0	0
Black/African American & White:	0	0	0	0	0	0	0
American Indian/Alaskan Native & Black/African American:	0	0	0	0	0	0	0
Other multi-racial:	0	0	0	0	0	0	0
Asian/Pacific Islander:	0	0	0	0	0	0	0
Hispanic:	0	0	0	0	0	0	0
Total:	0	0	0	0	0	0	0
Female-headed Households:	0		0		0		

Income Category:

	Owner	Renter	Total	Person
Extremely Low	0	0	0	0
Low Mod	0	0	0	0
Moderate	0	0	0	0
Non Low Moderate	0	0	0	0
Total	0	0	0	0
Percent Low/Mod	0.0%	0.0%	0.0%	0.0%

Annual Accomplishments

Accomplishment Narrative

Year # Benefiting  
 UGLG: WEBB COUNTY

Grant Year: 2019

Project: 0004 - 2019 CFC

Objective: Create suitable living environments

IDIS Activity: 45579 - 7219095 Webb County

Outcome: Sustainability

Activity to prevent, prepare for, and respond to Coronavirus: No

Status: Open

Matrix Code: Water/Sewer Improvements (03J)

Location:

1000 Houston St Laredo, TX 78040-8017

National Objective: LMA

Initial Funding Date: 12/18/2019

Description:

Financing:

Contractor shall install water system upgrades on behalf of the Mirando City Water Supply Corporation (MCWSC).

Funded Amount: \$940,000.00

Contractor shall install phase 3 electrical upgrades to the Mirando City water well facility.

Net Drawn: \$126,000.00

Balance: \$814,000.00

Proposed Accomplishments:

People (General) : 380

Total Population in Service Area: 380

Census Tract Percent Low / Mod: 76.30

Actual Accomplishments:

Number assisted:

	Owner		Renter		Total		Person
	Total	Hispanic	Total	Hispanic	Total	Hispanic	
White:	0	0	0	0	0	0	0
Black/African American:	0	0	0	0	0	0	0
Asian:	0	0	0	0	0	0	0
American Indian/Alaskan Native:	0	0	0	0	0	0	0
Native Hawaiian/Other Pacific Islander:	0	0	0	0	0	0	0
American Indian/Alaskan Native & White:	0	0	0	0	0	0	0
Asian White:	0	0	0	0	0	0	0
Black/African American & White:	0	0	0	0	0	0	0
American Indian/Alaskan Native & Black/African American:	0	0	0	0	0	0	0
Other multi-racial:	0	0	0	0	0	0	0



Asian/Pacific Islander:	0	0	0	0	0	0	0
Hispanic:	0	0	0	0	0	0	0
Total:	0	0	0	0	0	0	0
Female-headed Households:	0		0		0		

Income Category:

	Owner	Renter	Total	Person
Extremely Low	0	0	0	0
Low Mod	0	0	0	0
Moderate	0	0	0	0
Non Low Moderate	0	0	0	0
Total	0	0	0	0
Percent Low/Mod	0.0%	0.0%	0.0%	0.0%

Annual Accomplishments      Accomplishment Narrative

Year      # Benefiting

UGLG:

Grant Year: 2019

Project: 0003 - 2019 ED

Objective:

IDIS Activity: 45626 - 7219232 Memphis

Outcome:

Activity to prevent, prepare for, and respond to Coronavirus: No

Status: Open

Matrix Code: General Program Administration (21A)

Location:

National Objective:

Initial Funding Date: 12/20/2019

Description:

Financing:

local admin

Funded Amount: \$37,500.00

Net Drawn: \$28,125.00

Balance: \$9,375.00

Proposed Accomplishments:

: 0

Total Population in Service Area: 0  
 Census Tract Percent Low / Mod: 0.00

Actual Accomplishments:

Number assisted:

	Owner		Renter		Total		Person
	Total	Hispanic	Total	Hispanic	Total	Hispanic	
White:	0	0	0	0	0	0	0
Black/African American:	0	0	0	0	0	0	0
Asian:	0	0	0	0	0	0	0
American Indian/Alaskan Native:	0	0	0	0	0	0	0
Native Hawaiian/Other Pacific Islander:	0	0	0	0	0	0	0
American Indian/Alaskan Native & White:	0	0	0	0	0	0	0
Asian White:	0	0	0	0	0	0	0
Black/African American & White:	0	0	0	0	0	0	0
American Indian/Alaskan Native & Black/African American:	0	0	0	0	0	0	0
Other multi-racial:	0	0	0	0	0	0	0
Asian/Pacific Islander:	0	0	0	0	0	0	0
Hispanic:	0	0	0	0	0	0	0
Total:	0	0	0	0	0	0	0
Female-headed Households:	0		0		0		

Income Category:

	Owner	Renter	Total	Person
Extremely Low	0	0	0	0
Low Mod	0	0	0	0
Moderate	0	0	0	0
Non Low Moderate	0	0	0	0
Total	0	0	0	0
Percent Low/Mod	0.0%	0.0%	0.0%	0.0%

Annual Accomplishments

Accomplishment Narrative

Year # Benefiting  
 UGLG: MEMPHIS  
 Grant Year: 2019  
 Project: 0003 - 2019 ED

Objective: Create suitable living environments

IDIS Activity: 45627 - 7219232 Memphis  
 Activity to prevent, prepare for, and respond to Coronavirus: No

Outcome: Sustainability

Status: Open  
 Location:

Matrix Code: Sidewalks (03L)

721 W Robertson St Memphis, TX 79245-3345

National Objective: LMA

Initial Funding Date: 12/20/2019  
 Financing:  
 Funded Amount: \$153,491.45  
 Net Drawn: \$90,590.47  
 Balance: \$62,900.98

Description:  
 The "minimum necessary" activities are to consist of approximately six hundred eleven linear feet (611 l.f.) of concrete curb, gutter, sidewalk, one hundred forty-one square yards (141 s.y.) brick pavement removal and repair, five (5) curb ramps, eighty-four linear

Proposed Accomplishments:

People (General) : 2,160  
 Total Population in Service Area: 2,160  
 Census Tract Percent Low / Mod: 67.10

Actual Accomplishments:

Number assisted:

	Owner		Renter		Total		Person
	Total	Hispanic	Total	Hispanic	Total	Hispanic	
White:	0	0	0	0	0	0	0
Black/African American:	0	0	0	0	0	0	0
Asian:	0	0	0	0	0	0	0
American Indian/Alaskan Native:	0	0	0	0	0	0	0
Native Hawaiian/Other Pacific Islander:	0	0	0	0	0	0	0
American Indian/Alaskan Native & White:	0	0	0	0	0	0	0
Asian White:	0	0	0	0	0	0	0
Black/African American & White:	0	0	0	0	0	0	0
American Indian/Alaskan Native & Black/African American:	0	0	0	0	0	0	0
Other multi-racial:	0	0	0	0	0	0	0
Asian/Pacific Islander:	0	0	0	0	0	0	0
Hispanic:	0	0	0	0	0	0	0

Total: 0 0 0 0 0 0 0  
 Female-headed Households: 0 0 0 0 0 0

Income Category:

	Owner	Renter	Total	Person
Extremely Low	0	0	0	0
Low Mod	0	0	0	0
Moderate	0	0	0	0
Non Low Moderate	0	0	0	0
Total	0	0	0	0
Percent Low/Mod	0.0%	0.0%	0.0%	0.0%

Annual Accomplishments

Accomplishment Narrative

Year # Benefiting

UGLG:

Grant Year: 2019

Project: 0003 - 2019 ED

Objective:

IDIS Activity: 45631 - 7219252 Mineral Wells

Outcome:

Activity to prevent, prepare for, and respond to Coronavirus: No

Status: Open

Matrix Code: General Program Administration (21A)

Location:

National Objective:

Initial Funding Date: 12/20/2019

Description:

Financing:

local admin

Funded Amount: \$28,500.00

Net Drawn: \$16,950.00

Balance: \$11,550.00

Proposed Accomplishments:

: 0

Total Population in Service Area: 0

Census Tract Percent Low / Mod: 0.00

Actual Accomplishments:

Number assisted:

	Owner		Renter		Total		Person
	Total	Hispanic	Total	Hispanic	Total	Hispanic	
White:	0	0	0	0	0	0	0
Black/African American:	0	0	0	0	0	0	0
Asian:	0	0	0	0	0	0	0
American Indian/Alaskan Native:	0	0	0	0	0	0	0
Native Hawaiian/Other Pacific Islander:	0	0	0	0	0	0	0
American Indian/Alaskan Native & White:	0	0	0	0	0	0	0
Asian White:	0	0	0	0	0	0	0
Black/African American & White:	0	0	0	0	0	0	0
American Indian/Alaskan Native & Black/African American:	0	0	0	0	0	0	0
Other multi-racial:	0	0	0	0	0	0	0
Asian/Pacific Islander:	0	0	0	0	0	0	0
Hispanic:	0	0	0	0	0	0	0
Total:	0	0	0	0	0	0	0
Female-headed Households:	0		0		0		

Income Category:

	Owner	Renter	Total	Person
Extremely Low	0	0	0	0
Low Mod	0	0	0	0
Moderate	0	0	0	0
Non Low Moderate	0	0	0	0
Total	0	0	0	0
Percent Low/Mod	0.0%	0.0%	0.0%	0.0%

Annual Accomplishments

Accomplishment Narrative

Year # Benefiting

UGLG: MINERAL WELLS

Grant Year: 2019

Project: 0003 - 2019 ED

Objective: Create suitable living environments

IDIS Activity: 45632 - 7219252 Mineral Wells

Outcome: Sustainability

Activity to prevent, prepare for, and respond to Coronavirus: No

Status: Open

Matrix Code: Sidewalks (03L)

Location:

PO Box 460 Mineral Wells, TX 76068-0460

National Objective: LMA

Initial Funding Date: 12/20/2019  
Financing:  
Funded Amount: \$321,500.00  
Net Drawn: \$103,794.20  
Balance: \$217,705.80

Description:  
The "minimum necessary" activities are to consist of installation of approximately one thousand one hundred (1,100 l.f.) of concrete sidewalk and nine hundred linear feet (900 l.f.) of curb and gutter and the addition of ten (10) ADA accessible ramps and twenty (20)

Proposed Accomplishments:

People (General) : 14,560  
Total Population in Service Area: 14,560  
Census Tract Percent Low / Mod: 55.30

Actual Accomplishments:

Number assisted:

	Owner		Renter		Total		Person
	Total	Hispanic	Total	Hispanic	Total	Hispanic	
White:	0	0	0	0	0	0	0
Black/African American:	0	0	0	0	0	0	0
Asian:	0	0	0	0	0	0	0
American Indian/Alaskan Native:	0	0	0	0	0	0	0
Native Hawaiian/Other Pacific Islander:	0	0	0	0	0	0	0
American Indian/Alaskan Native & White:	0	0	0	0	0	0	0
Asian White:	0	0	0	0	0	0	0
Black/African American & White:	0	0	0	0	0	0	0
American Indian/Alaskan Native & Black/African American:	0	0	0	0	0	0	0
Other multi-racial:	0	0	0	0	0	0	0
Asian/Pacific Islander:	0	0	0	0	0	0	0
Hispanic:	0	0	0	0	0	0	0
Total:	0	0	0	0	0	0	0
Female-headed Households:	0		0		0		

Income Category:

	Owner	Renter	Total	Person
Extremely Low	0	0	0	0
Low Mod	0	0	0	0
Moderate	0	0	0	0
Non Low Moderate	0	0	0	0
Total	0	0	0	0
Percent Low/Mod	0.0%	0.0%	0.0%	0.0%

Annual Accomplishments

Accomplishment Narrative

Year # Benefiting

UGLG:

Grant Year: 2019

Project: 0003 - 2019 ED

Objective:

IDIS Activity: 45633 - 7219262 Mount Vernon

Outcome:

Activity to prevent, prepare for, and respond to Coronavirus: No

Status: Open

Matrix Code: General Program Administration (21A)

Location:

National Objective:

Initial Funding Date: 12/20/2019

Description:

Financing:

local admin

Funded Amount: \$35,000.00

Net Drawn: \$31,500.00

Balance: \$3,500.00

Proposed Accomplishments:

: 0

Total Population in Service Area: 0

Census Tract Percent Low / Mod: 0.00

Actual Accomplishments:

Number assisted:

	Owner		Renter		Total		Person
	Total	Hispanic	Total	Hispanic	Total	Hispanic	
White:	0	0	0	0	0	0	0
Black/African American:	0	0	0	0	0	0	0
Asian:	0	0	0	0	0	0	0
American Indian/Alaskan Native:	0	0	0	0	0	0	0
Native Hawaiian/Other Pacific Islander:	0	0	0	0	0	0	0
American Indian/Alaskan Native & White:	0	0	0	0	0	0	0
Asian White:	0	0	0	0	0	0	0
Black/African American & White:	0	0	0	0	0	0	0
American Indian/Alaskan Native & Black/African American:	0	0	0	0	0	0	0
Other multi-racial:	0	0	0	0	0	0	0
Asian/Pacific Islander:	0	0	0	0	0	0	0
Hispanic:	0	0	0	0	0	0	0
Total:	0	0	0	0	0	0	0
Female-headed Households:	0		0		0		

Income Category:

	Owner	Renter	Total	Person
Extremely Low	0	0	0	0
Low Mod	0	0	0	0
Moderate	0	0	0	0
Non Low Moderate	0	0	0	0
Total	0	0	0	0
Percent Low/Mod	0.0%	0.0%	0.0%	0.0%

Annual Accomplishments

Accomplishment Narrative

Year	# Benefiting		
UGLG:	CITY OF MOUNT VERNON		
Grant Year:	2019		
Project:	0003 - 2019 ED	Objective:	Create suitable living environments
IDIS Activity:	45634 - 7219262 Mount Vernon	Outcome:	Sustainability
Activity to prevent, prepare for, and respond to Coronavirus:	No		
Status:	Open	Matrix Code:	Sidewalks (03L)



Location:

PO Box 597 Mount Vernon, TX 75457-0597

National Objective: SBA

Initial Funding Date: 12/20/2019  
 Financing:  
 Funded Amount: \$315,000.00  
 Net Drawn: \$183,185.77  
 Balance: \$131,814.23

Description:

The "minimum necessary" activities are to consist of approximately four hundred ten linear feet (410 l.f.) of concrete sidewalk, five (5) ADA compliant curb ramps, three hundred seventeen linear feet (317 l.f.) of curb and gutter, six (6) street light assemblies and

Proposed Accomplishments:

People (General) : 2,645  
 Total Population in Service Area: 0  
 Census Tract Percent Low / Mod: 0.00

Actual Accomplishments:

Number assisted:

	Owner		Renter		Total		Person
	Total	Hispanic	Total	Hispanic	Total	Hispanic	
White:	0	0	0	0	0	0	0
Black/African American:	0	0	0	0	0	0	0
Asian:	0	0	0	0	0	0	0
American Indian/Alaskan Native:	0	0	0	0	0	0	0
Native Hawaiian/Other Pacific Islander:	0	0	0	0	0	0	0
American Indian/Alaskan Native & White:	0	0	0	0	0	0	0
Asian White:	0	0	0	0	0	0	0
Black/African American & White:	0	0	0	0	0	0	0
American Indian/Alaskan Native & Black/African American:	0	0	0	0	0	0	0
Other multi-racial:	0	0	0	0	0	0	0
Asian/Pacific Islander:	0	0	0	0	0	0	0
Hispanic:	0	0	0	0	0	0	0
Total:	0	0	0	0	0	0	0
Female-headed Households:	0		0		0		

Income Category:

Owner	Renter	Total	Person
-------	--------	-------	--------

Extremely Low	0	0	0	0
Low Mod	0	0	0	0
Moderate	0	0	0	0
Non Low Moderate	0	0	0	0
Total	0	0	0	0
Percent Low/Mod	0.0%	0.0%	0.0%	0.0%

Annual Accomplishments      Accomplishment Narrative

Year      # Benefiting

UGLG:  
Grant Year:    2019  
Project:        0003 - 2019 ED      Objective:  
  
IDIS Activity:    45635 - 7219272 Pittsburg      Outcome:  
Activity to prevent, prepare for, and respond to Coronavirus:    No  
  
Status:        Open      Matrix Code:      General Program Administration (21A)  
Location:  
, -      National Objective:

Initial Funding Date:    12/20/2019  
Financing:  
Funded Amount:        \$35,000.00  
Net Drawn:              \$31,500.00  
Balance:                 \$3,500.00

Description:  
local admin

Proposed Accomplishments:  
: 0  
Total Population in Service Area: 0  
Census Tract Percent Low / Mod: 0.00

Actual Accomplishments:

Number assisted:

Owner		Renter		Total		Person
Total	Hispanic	Total	Hispanic	Total	Hispanic	

White:	0	0	0	0	0	0	0
Black/African American:	0	0	0	0	0	0	0
Asian:	0	0	0	0	0	0	0
American Indian/Alaskan Native:	0	0	0	0	0	0	0
Native Hawaiian/Other Pacific Islander:	0	0	0	0	0	0	0
American Indian/Alaskan Native & White:	0	0	0	0	0	0	0
Asian White:	0	0	0	0	0	0	0
Black/African American & White:	0	0	0	0	0	0	0
American Indian/Alaskan Native & Black/African American:	0	0	0	0	0	0	0
Other multi-racial:	0	0	0	0	0	0	0
Asian/Pacific Islander:	0	0	0	0	0	0	0
Hispanic:	0	0	0	0	0	0	0
Total:	0	0	0	0	0	0	0
Female-headed Households:	0		0		0		

Income Category:

	Owner	Renter	Total	Person
Extremely Low	0	0	0	0
Low Mod	0	0	0	0
Moderate	0	0	0	0
Non Low Moderate	0	0	0	0
Total	0	0	0	0
Percent Low/Mod	0.0%	0.0%	0.0%	0.0%

Annual Accomplishments

Accomplishment Narrative

Year # Benefiting  
 UGLG: PITTSBURG  
 Grant Year: 2019

Project: 0003 - 2019 ED

Objective: Create suitable living environments

IDIS Activity: 45636 - 7219272 Pittsburg

Outcome: Sustainability

Activity to prevent, prepare for, and respond to Coronavirus: No

Status: Open

Matrix Code: Sidewalks (03L)

Location:  
 200 Rusk St Pittsburg, TX 75686-1341

National Objective: LMA

Initial Funding Date: 12/20/2019  
 Financing:  
 Funded Amount: \$275,320.00  
 Net Drawn: \$275,320.00  
 Balance: \$0.00

Description:  
 The "minimum necessary" activities are to consist of approximately five hundred twenty-five linear feet (525 l.f.) of concrete ADA compliant sidewalks, five hundred linear feet (500 l.f.) of curb and gutter, six (6) ADA ramps, three hundred linear feet (300 l.f.) French

Proposed Accomplishments:

People (General) : 4,475  
 Total Population in Service Area: 4,475  
 Census Tract Percent Low / Mod: 53.80

Actual Accomplishments:

Number assisted:

	Owner		Renter		Total		Person
	Total	Hispanic	Total	Hispanic	Total	Hispanic	
White:	0	0	0	0	0	0	0
Black/African American:	0	0	0	0	0	0	0
Asian:	0	0	0	0	0	0	0
American Indian/Alaskan Native:	0	0	0	0	0	0	0
Native Hawaiian/Other Pacific Islander:	0	0	0	0	0	0	0
American Indian/Alaskan Native & White:	0	0	0	0	0	0	0
Asian White:	0	0	0	0	0	0	0
Black/African American & White:	0	0	0	0	0	0	0
American Indian/Alaskan Native & Black/African American:	0	0	0	0	0	0	0
Other multi-racial:	0	0	0	0	0	0	0
Asian/Pacific Islander:	0	0	0	0	0	0	0
Hispanic:	0	0	0	0	0	0	0
Total:	0	0	0	0	0	0	0
Female-headed Households:	0		0		0		

Income Category:

	Owner	Renter	Total	Person
Extremely Low	0	0	0	0
Low Mod	0	0	0	0
Moderate	0	0	0	0

Non Low Moderate	0	0	0	0
Total	0	0	0	0
Percent Low/Mod	0.0%	0.0%	0.0%	0.0%

Annual Accomplishments      Accomplishment Narrative

Year      # Benefiting

UGLG:      PITTSBURG

Grant Year:      2019

Project:      0003 - 2019 ED

Objective:      Create suitable living environments

IDIS Activity:      45637 - 7219272 Pittsburg

Outcome:      Sustainability

Activity to prevent, prepare for, and respond to Coronavirus:      No

Status:      Open

Matrix Code:      Parking Facilities (03G)

Location:

200 Rusk St Pittsburg, TX 75686-1341

National Objective: LMA

Initial Funding Date:      12/20/2019

Financing:

Funded Amount:      \$39,680.00

Net Drawn:      \$39,680.00

Balance:      \$0.00

Description:

The "minimum necessary" activities are to consist of approximately five hundred twenty-five linear feet (525 l.f.) of concrete ADA compliant sidewalks, five hundred linear feet (500 l.f.) of curb and gutter, six (6) ADA ramps, three hundred linear feet (300 l.f.) French

Proposed Accomplishments:

People (General) : 4,475

Total Population in Service Area: 4,475

Census Tract Percent Low / Mod: 53.80

Actual Accomplishments:

Number assisted:

	Owner		Renter		Total		Person
	Total	Hispanic	Total	Hispanic	Total	Hispanic	
White:	0	0	0	0	0	0	0
Black/African American:	0	0	0	0	0	0	0
Asian:	0	0	0	0	0	0	0

American Indian/Alaskan Native:	0	0	0	0	0	0	0
Native Hawaiian/Other Pacific Islander:	0	0	0	0	0	0	0
American Indian/Alaskan Native & White:	0	0	0	0	0	0	0
Asian White:	0	0	0	0	0	0	0
Black/African American & White:	0	0	0	0	0	0	0
American Indian/Alaskan Native & Black/African American:	0	0	0	0	0	0	0
Other multi-racial:	0	0	0	0	0	0	0
Asian/Pacific Islander:	0	0	0	0	0	0	0
Hispanic:	0	0	0	0	0	0	0
Total:	0	0	0	0	0	0	0
Female-headed Households:	0		0		0		

Income Category:

	Owner	Renter	Total	Person
Extremely Low	0	0	0	0
Low Mod	0	0	0	0
Moderate	0	0	0	0
Non Low Moderate	0	0	0	0
Total	0	0	0	0
Percent Low/Mod	0.0%	0.0%	0.0%	0.0%

Annual Accomplishments

Accomplishment Narrative

Year # Benefiting

UGLG:

Grant Year: 2019

Project: 0003 - 2019 ED

Objective:

IDIS Activity: 45638 - 7219282 Post

Outcome:

Activity to prevent, prepare for, and respond to Coronavirus: No

Status: Open

Matrix Code: General Program Administration (21A)

Location:

National Objective:

Initial Funding Date: 12/20/2019

Description:

Financing:

local admin

Funded Amount: \$35,000.00  
 Net Drawn: \$23,625.00  
 Balance: \$11,375.00

Proposed Accomplishments:

: 0  
 Total Population in Service Area: 0  
 Census Tract Percent Low / Mod: 0.00

Actual Accomplishments:

Number assisted:

	Owner		Renter		Total		Person
	Total	Hispanic	Total	Hispanic	Total	Hispanic	
White:	0	0	0	0	0	0	0
Black/African American:	0	0	0	0	0	0	0
Asian:	0	0	0	0	0	0	0
American Indian/Alaskan Native:	0	0	0	0	0	0	0
Native Hawaiian/Other Pacific Islander:	0	0	0	0	0	0	0
American Indian/Alaskan Native & White:	0	0	0	0	0	0	0
Asian White:	0	0	0	0	0	0	0
Black/African American & White:	0	0	0	0	0	0	0
American Indian/Alaskan Native & Black/African American:	0	0	0	0	0	0	0
Other multi-racial:	0	0	0	0	0	0	0
Asian/Pacific Islander:	0	0	0	0	0	0	0
Hispanic:	0	0	0	0	0	0	0
Total:	0	0	0	0	0	0	0
Female-headed Households:	0		0		0		

Income Category:

	Owner	Renter	Total	Person
Extremely Low	0	0	0	0
Low Mod	0	0	0	0
Moderate	0	0	0	0
Non Low Moderate	0	0	0	0
Total	0	0	0	0
Percent Low/Mod	0.0%	0.0%	0.0%	0.0%

Annual Accomplishments      Accomplishment Narrative

Year      # Benefiting

UGLG:      Post

Grant Year:      2019

Project:      0003 - 2019 ED

Objective:      Create suitable living environments

IDIS Activity:      45639 - 7219282 Post

Outcome:      Sustainability

Activity to prevent, prepare for, and respond to Coronavirus:      No

Status:      Open

Matrix Code:      Sidewalks (03L)

Location:

105 E Main St Post, TX 79356-3245

National Objective:      SBA

Initial Funding Date:      12/20/2019

Financing:

Funded Amount:      \$315,000.00

Net Drawn:      \$209,817.90

Balance:      \$105,182.10

Description:

The "minimum necessary" activities are to consist of approximately six hundred forty square yards (640 s.y.) of four inch (4") of concrete sidewalk, nine hundred sixty linear feet (960 l.f.) of concrete curb and gutter, handicap accessible ramps, three hundred thirty

Proposed Accomplishments:

People (General) : 2,960

Total Population in Service Area: 0

Census Tract Percent Low / Mod: 0.00

Actual Accomplishments:

Number assisted:

	Owner		Renter		Total		Person
	Total	Hispanic	Total	Hispanic	Total	Hispanic	
White:	0	0	0	0	0	0	0
Black/African American:	0	0	0	0	0	0	0
Asian:	0	0	0	0	0	0	0
American Indian/Alaskan Native:	0	0	0	0	0	0	0
Native Hawaiian/Other Pacific Islander:	0	0	0	0	0	0	0
American Indian/Alaskan Native & White:	0	0	0	0	0	0	0
Asian White:	0	0	0	0	0	0	0



Black/African American & White:	0	0	0	0	0	0	0
American Indian/Alaskan Native & Black/African American:	0	0	0	0	0	0	0
Other multi-racial:	0	0	0	0	0	0	0
Asian/Pacific Islander:	0	0	0	0	0	0	0
Hispanic:	0	0	0	0	0	0	0
Total:	0	0	0	0	0	0	0
Female-headed Households:	0		0		0		

Income Category:

	Owner	Renter	Total	Person
Extremely Low	0	0	0	0
Low Mod	0	0	0	0
Moderate	0	0	0	0
Non Low Moderate	0	0	0	0
Total	0	0	0	0
Percent Low/Mod	0.0%	0.0%	0.0%	0.0%

Annual Accomplishments

Accomplishment Narrative

Year # Benefiting

UGLG:

Grant Year: 2019

Project: 0003 - 2019 ED

Objective:

IDIS Activity: 45640 - 7219292 Sequin

Outcome:

Activity to prevent, prepare for, and respond to Coronavirus: No

Status: Open

Matrix Code: General Program Administration (21A)

Location:

National Objective:

Initial Funding Date: 12/20/2019

Description:

Financing:

local admin

Funded Amount: \$32,000.00

Net Drawn: \$24,000.00

Balance: \$8,000.00

Proposed Accomplishments:

: 0

Total Population in Service Area: 0

Census Tract Percent Low / Mod: 0.00

Actual Accomplishments:

Number assisted:

	Owner		Renter		Total		Person
	Total	Hispanic	Total	Hispanic	Total	Hispanic	
White:	0	0	0	0	0	0	0
Black/African American:	0	0	0	0	0	0	0
Asian:	0	0	0	0	0	0	0
American Indian/Alaskan Native:	0	0	0	0	0	0	0
Native Hawaiian/Other Pacific Islander:	0	0	0	0	0	0	0
American Indian/Alaskan Native & White:	0	0	0	0	0	0	0
Asian White:	0	0	0	0	0	0	0
Black/African American & White:	0	0	0	0	0	0	0
American Indian/Alaskan Native & Black/African American:	0	0	0	0	0	0	0
Other multi-racial:	0	0	0	0	0	0	0
Asian/Pacific Islander:	0	0	0	0	0	0	0
Hispanic:	0	0	0	0	0	0	0
Total:	0	0	0	0	0	0	0
Female-headed Households:	0		0		0		

Income Category:

	Owner	Renter	Total	Person
Extremely Low	0	0	0	0
Low Mod	0	0	0	0
Moderate	0	0	0	0
Non Low Moderate	0	0	0	0
Total	0	0	0	0
Percent Low/Mod	0.0%	0.0%	0.0%	0.0%

Annual Accomplishments

Accomplishment Narrative

Year # Benefiting

UGLG:

Grant Year: 2019  
 Project: 0003 - 2019 ED

Objective:

IDIS Activity: 45642 - 7219302 Tioga  
 Activity to prevent, prepare for, and respond to Coronavirus: No

Outcome:

Status: Open  
 Location:

Matrix Code: General Program Administration (21A)

National Objective:

Initial Funding Date: 12/20/2019  
 Financing:  
 Funded Amount: \$14,979.00  
 Net Drawn: \$7,350.00  
 Balance: \$7,629.00

Description:  
 local admin

Proposed Accomplishments:  
 : 0

Total Population in Service Area: 0  
 Census Tract Percent Low / Mod: 0.00

Actual Accomplishments:

Number assisted:

	Owner		Renter		Total		Person
	Total	Hispanic	Total	Hispanic	Total	Hispanic	
White:	0	0	0	0	0	0	0
Black/African American:	0	0	0	0	0	0	0
Asian:	0	0	0	0	0	0	0
American Indian/Alaskan Native:	0	0	0	0	0	0	0
Native Hawaiian/Other Pacific Islander:	0	0	0	0	0	0	0
American Indian/Alaskan Native & White:	0	0	0	0	0	0	0
Asian White:	0	0	0	0	0	0	0
Black/African American & White:	0	0	0	0	0	0	0
American Indian/Alaskan Native & Black/African American:	0	0	0	0	0	0	0
Other multi-racial:	0	0	0	0	0	0	0

Asian/Pacific Islander:	0	0	0	0	0	0	0
Hispanic:	0	0	0	0	0	0	0
Total:	0	0	0	0	0	0	0
Female-headed Households:	0		0		0		

Income Category:

	Owner	Renter	Total	Person
Extremely Low	0	0	0	0
Low Mod	0	0	0	0
Moderate	0	0	0	0
Non Low Moderate	0	0	0	0
Total	0	0	0	0
Percent Low/Mod	0.0%	0.0%	0.0%	0.0%

Annual Accomplishments

Accomplishment Narrative

Year # Benefiting  
 UGLG: YOAKUM  
 Grant Year: 2019  
 Project: 0003 - 2019 ED

Objective: Create suitable living environments

IDIS Activity: 45646 - 7219312 Yoakum  
 Activity to prevent, prepare for, and respond to Coronavirus: No

Outcome: Sustainability

Status: Open  
 Location:

Matrix Code: Sidewalks (03L)

PO Box 738 Yoakum, TX 77995-0738

National Objective: LMA

Initial Funding Date: 12/20/2019  
 Financing:  
 Funded Amount: \$280,400.00  
 Net Drawn: \$251,380.16  
 Balance: \$29,019.84

Description:  
 The "minimum necessary" activities are to consist of installation of approximately seven hundred ten (710 s.y.) square yards of eight foot (8') wide concrete sidewalks, eight hundred linear feet (800 l.f.) of concrete curb and gutter, two hundred sixty-eight square

Proposed Accomplishments:  
 People (General) : 5,300

Total Population in Service Area: 5,300  
 Census Tract Percent Low / Mod: 53.30

Actual Accomplishments:

Number assisted:

	Owner		Renter		Total		Person
	Total	Hispanic	Total	Hispanic	Total	Hispanic	
White:	0	0	0	0	0	0	0
Black/African American:	0	0	0	0	0	0	0
Asian:	0	0	0	0	0	0	0
American Indian/Alaskan Native:	0	0	0	0	0	0	0
Native Hawaiian/Other Pacific Islander:	0	0	0	0	0	0	0
American Indian/Alaskan Native & White:	0	0	0	0	0	0	0
Asian White:	0	0	0	0	0	0	0
Black/African American & White:	0	0	0	0	0	0	0
American Indian/Alaskan Native & Black/African American:	0	0	0	0	0	0	0
Other multi-racial:	0	0	0	0	0	0	0
Asian/Pacific Islander:	0	0	0	0	0	0	0
Hispanic:	0	0	0	0	0	0	0
Total:	0	0	0	0	0	0	0
Female-headed Households:	0		0		0		

Income Category:

	Owner	Renter	Total	Person
Extremely Low	0	0	0	0
Low Mod	0	0	0	0
Moderate	0	0	0	0
Non Low Moderate	0	0	0	0
Total	0	0	0	0
Percent Low/Mod	0.0%	0.0%	0.0%	0.0%

Annual Accomplishments

Accomplishment Narrative

Year # Benefiting

UGLG: YOAKUM

Grant Year: 2019

Project: 0003 - 2019 ED

Objective: Create suitable living environments

IDIS Activity: 45647 - 7219312 Yoakum

Outcome: Sustainability

Activity to prevent, prepare for, and respond to Coronavirus: No

Status: Open

Matrix Code: Water/Sewer Improvements (03J)

Location:

PO Box 738 Yoakum, TX 77995-0738

National Objective: LMA

Initial Funding Date: 12/20/2019

Financing:

Funded Amount: \$39,600.00

Net Drawn: \$35,640.00

Balance: \$3,960.00

Description:

The "minimum necessary" activities are to consist of installation of approximately seven hundred ten (710 s.y.) square yards of eight foot (8') wide concrete sidewalks, eight hundred linear feet (800 l.f.) of concrete curb and gutter, two hundred sixty-eight square

Proposed Accomplishments:

People (General) : 5,300

Total Population in Service Area: 5,300

Census Tract Percent Low / Mod: 53.30

Actual Accomplishments:

Number assisted:

	Owner		Renter		Total		Person
	Total	Hispanic	Total	Hispanic	Total	Hispanic	
White:	0	0	0	0	0	0	0
Black/African American:	0	0	0	0	0	0	0
Asian:	0	0	0	0	0	0	0
American Indian/Alaskan Native:	0	0	0	0	0	0	0
Native Hawaiian/Other Pacific Islander:	0	0	0	0	0	0	0
American Indian/Alaskan Native & White:	0	0	0	0	0	0	0
Asian White:	0	0	0	0	0	0	0
Black/African American & White:	0	0	0	0	0	0	0
American Indian/Alaskan Native & Black/African American:	0	0	0	0	0	0	0
Other multi-racial:	0	0	0	0	0	0	0
Asian/Pacific Islander:	0	0	0	0	0	0	0
Hispanic:	0	0	0	0	0	0	0

Total: 0 0 0 0 0 0 0  
 Female-headed Households: 0 0 0 0 0 0 0

Income Category:

	Owner	Renter	Total	Person
Extremely Low	0	0	0	0
Low Mod	0	0	0	0
Moderate	0	0	0	0
Non Low Moderate	0	0	0	0
Total	0	0	0	0
Percent Low/Mod	0.0%	0.0%	0.0%	0.0%

Annual Accomplishments

Accomplishment Narrative

Year # Benefiting

UGLG:

Grant Year: 2019

Project: 0003 - 2019 ED

Objective:

IDIS Activity: 45679 - 7219322 Hillsboro

Outcome:

Activity to prevent, prepare for, and respond to Coronavirus: No

Status: Open

Matrix Code: General Program Administration (21A)

Location:

National Objective:

Initial Funding Date: 01/16/2020

Description:

Financing:

local admin

Funded Amount: \$60,000.00

Net Drawn: \$30,000.00

Balance: \$30,000.00

Proposed Accomplishments:

: 0

Total Population in Service Area: 0

Census Tract Percent Low / Mod: 0.00

Actual Accomplishments:

Number assisted:

	Owner		Renter		Total		Person
	Total	Hispanic	Total	Hispanic	Total	Hispanic	
White:	0	0	0	0	0	0	0
Black/African American:	0	0	0	0	0	0	0
Asian:	0	0	0	0	0	0	0
American Indian/Alaskan Native:	0	0	0	0	0	0	0
Native Hawaiian/Other Pacific Islander:	0	0	0	0	0	0	0
American Indian/Alaskan Native & White:	0	0	0	0	0	0	0
Asian White:	0	0	0	0	0	0	0
Black/African American & White:	0	0	0	0	0	0	0
American Indian/Alaskan Native & Black/African American:	0	0	0	0	0	0	0
Other multi-racial:	0	0	0	0	0	0	0
Asian/Pacific Islander:	0	0	0	0	0	0	0
Hispanic:	0	0	0	0	0	0	0
Total:	0	0	0	0	0	0	0
Female-headed Households:	0		0		0		

Income Category:

	Owner	Renter	Total	Person
Extremely Low	0	0	0	0
Low Mod	0	0	0	0
Moderate	0	0	0	0
Non Low Moderate	0	0	0	0
Total	0	0	0	0
Percent Low/Mod	0.0%	0.0%	0.0%	0.0%

Annual Accomplishments

Accomplishment Narrative

Year # Benefiting  
 UGLG: HILLSBORO  
 Grant Year: 2019  
 Project: 0003 - 2019 ED

Objective: Create suitable living environments

IDIS Activity: 45680 - 7219322 Hillsboro

Outcome: Sustainability



Activity to prevent, prepare for, and respond to Coronavirus: No

Status: Open

Location:

PO Box 568 Hillsboro, TX 76645-0568

Matrix Code: ED Direct Financial Assistance to For-Profits (18A)

National Objective: LMA

Initial Funding Date: 01/16/2020  
Financing:  
Funded Amount: \$940,000.00  
Net Drawn: \$474,099.85  
Balance: \$465,900.15

Description:  
This Texas Capital Fund economic development award will provide water, sewer and street infrastructure improvements, as well as administrative and engineering services, in support of the construction of a foam insulation panel manufacturing facility operated by

Proposed Accomplishments:

Businesses : 50  
Total Population in Service Area: 50  
Census Tract Percent Low / Mod: 52.00

Actual Accomplishments:

Number assisted:

	Owner		Renter		Total		Person
	Total	Hispanic	Total	Hispanic	Total	Hispanic	
White:	0	0	0	0	0	0	0
Black/African American:	0	0	0	0	0	0	0
Asian:	0	0	0	0	0	0	0
American Indian/Alaskan Native:	0	0	0	0	0	0	0
Native Hawaiian/Other Pacific Islander:	0	0	0	0	0	0	0
American Indian/Alaskan Native & White:	0	0	0	0	0	0	0
Asian White:	0	0	0	0	0	0	0
Black/African American & White:	0	0	0	0	0	0	0
American Indian/Alaskan Native & Black/African American:	0	0	0	0	0	0	0
Other multi-racial:	0	0	0	0	0	0	0
Asian/Pacific Islander:	0	0	0	0	0	0	0
Hispanic:	0	0	0	0	0	0	0
Total:	0	0	0	0	0	0	0
Female-headed Households:	0		0		0		

Income Category:

	Owner	Renter	Total	Person
Extremely Low	0	0	0	0
Low Mod	0	0	0	0
Moderate	0	0	0	0
Non Low Moderate	0	0	0	0
Total	0	0	0	0
Percent Low/Mod	0.0%	0.0%	0.0%	0.0%

Annual Accomplishments

Accomplishment Narrative

Year # Benefiting

UGLG:

Grant Year: 2019

Project: 0001 - 2019 CD

Objective:

IDIS Activity: 45732 - 7219489 Alice

Outcome:

Activity to prevent, prepare for, and respond to Coronavirus: No

Status: Open

Matrix Code: General Program Administration (21A)

Location:

National Objective:

, -

Initial Funding Date: 02/10/2020

Description:

Financing:

local admin

Funded Amount: \$33,000.00

Net Drawn: \$23,100.00

Balance: \$9,900.00

Proposed Accomplishments:

: 0

Total Population in Service Area: 0

Census Tract Percent Low / Mod: 0.00

Actual Accomplishments:

Number assisted:

	Owner		Renter		Total		Person
	Total	Hispanic	Total	Hispanic	Total	Hispanic	
White:	0	0	0	0	0	0	0
Black/African American:	0	0	0	0	0	0	0
Asian:	0	0	0	0	0	0	0
American Indian/Alaskan Native:	0	0	0	0	0	0	0
Native Hawaiian/Other Pacific Islander:	0	0	0	0	0	0	0
American Indian/Alaskan Native & White:	0	0	0	0	0	0	0
Asian White:	0	0	0	0	0	0	0
Black/African American & White:	0	0	0	0	0	0	0
American Indian/Alaskan Native & Black/African American:	0	0	0	0	0	0	0
Other multi-racial:	0	0	0	0	0	0	0
Asian/Pacific Islander:	0	0	0	0	0	0	0
Hispanic:	0	0	0	0	0	0	0
Total:	0	0	0	0	0	0	0
Female-headed Households:	0		0		0		

Income Category:

	Owner	Renter	Total	Person
Extremely Low	0	0	0	0
Low Mod	0	0	0	0
Moderate	0	0	0	0
Non Low Moderate	0	0	0	0
Total	0	0	0	0
Percent Low/Mod	0.0%	0.0%	0.0%	0.0%

Annual Accomplishments

Accomplishment Narrative

Year # Benefiting

UGLG: Alice

Grant Year: 2019

Project: 0001 - 2019 CD

Objective: Create suitable living environments

IDIS Activity: 45733 - 7219489 Alice

Outcome: Sustainability

Activity to prevent, prepare for, and respond to Coronavirus: No

Status: Open

Matrix Code: Water/Sewer Improvements (03J)

Location:

PO Box 3229 Alice, TX 78333-3229

National Objective: LMA

Initial Funding Date: 02/10/2020  
 Financing:  
 Funded Amount: \$253,250.00  
 Net Drawn: \$95,258.53  
 Balance: \$157,991.47

Description:

Contractor shall install approximately one thousand linear feet (1,000 l.f.) of eight-inch (8") sewer line, including service connections, manholes, utility adjustments, pavement repairs, and any associated appurtenances.

Proposed Accomplishments:

People (General) : 137  
 Total Population in Service Area: 137  
 Census Tract Percent Low / Mod: 70.80

Actual Accomplishments:

Number assisted:

	Owner		Renter		Total		Person
	Total	Hispanic	Total	Hispanic	Total	Hispanic	
White:	0	0	0	0	0	0	0
Black/African American:	0	0	0	0	0	0	0
Asian:	0	0	0	0	0	0	0
American Indian/Alaskan Native:	0	0	0	0	0	0	0
Native Hawaiian/Other Pacific Islander:	0	0	0	0	0	0	0
American Indian/Alaskan Native & White:	0	0	0	0	0	0	0
Asian White:	0	0	0	0	0	0	0
Black/African American & White:	0	0	0	0	0	0	0
American Indian/Alaskan Native & Black/African American:	0	0	0	0	0	0	0
Other multi-racial:	0	0	0	0	0	0	0
Asian/Pacific Islander:	0	0	0	0	0	0	0
Hispanic:	0	0	0	0	0	0	0
Total:	0	0	0	0	0	0	0
Female-headed Households:	0		0		0		

Income Category:

Owner	Renter	Total	Person
-------	--------	-------	--------

Extremely Low	0	0	0	0
Low Mod	0	0	0	0
Moderate	0	0	0	0
Non Low Moderate	0	0	0	0
Total	0	0	0	0
Percent Low/Mod	0.0%	0.0%	0.0%	0.0%

Annual Accomplishments Accomplishment Narrative

Year # Benefiting  
 UGLG: Alice  
 Grant Year: 2019

Project: 0001 - 2019 CD

Objective: Create suitable living environments

IDIS Activity: 45734 - 7219489 Alice

Outcome: Availability/accessibility

Activity to prevent, prepare for, and respond to Coronavirus: No

Status: Open

Matrix Code: Rehab; Single-Unit Residential (14A)

Location:

PO Box 3229 Alice, TX 78333-3229

National Objective: LMH

Initial Funding Date: 02/10/2020  
 Financing:  
 Funded Amount: \$13,750.00  
 Net Drawn: \$11,137.23  
 Balance: \$2,612.77

Description:  
 Additionally, contractor provide first-time access to public sewer services to eleven (11) households.  
 Contractor shall install eleven (11) sewer yard lines, including septic system mitigation and

Proposed Accomplishments:  
 Housing Units : 11  
 Total Population in Service Area: 0  
 Census Tract Percent Low / Mod: 0.00

Actual Accomplishments:

Number assisted:

Owner		Renter		Total		Person
Total	Hispanic	Total	Hispanic	Total	Hispanic	

White:	0	0	0	0	0	0	0
Black/African American:	0	0	0	0	0	0	0
Asian:	0	0	0	0	0	0	0
American Indian/Alaskan Native:	0	0	0	0	0	0	0
Native Hawaiian/Other Pacific Islander:	0	0	0	0	0	0	0
American Indian/Alaskan Native & White:	0	0	0	0	0	0	0
Asian White:	0	0	0	0	0	0	0
Black/African American & White:	0	0	0	0	0	0	0
American Indian/Alaskan Native & Black/African American:	0	0	0	0	0	0	0
Other multi-racial:	0	0	0	0	0	0	0
Asian/Pacific Islander:	0	0	0	0	0	0	0
Hispanic:	0	0	0	0	0	0	0
Total:	0	0	0	0	0	0	0
Female-headed Households:	0		0		0		

Income Category:

	Owner	Renter	Total	Person
Extremely Low	0	0	0	0
Low Mod	0	0	0	0
Moderate	0	0	0	0
Non Low Moderate	0	0	0	0
Total	0	0	0	0
Percent Low/Mod	0.0%	0.0%	0.0%	0.0%

Annual Accomplishments

Accomplishment Narrative

Year # Benefiting  
 UGLG: Aransas County  
 Grant Year: 2019  
 Project: 0001 - 2019 CD

Objective: Create suitable living environments

IDIS Activity: 45736 - 7219490 Aransas County  
 Activity to prevent, prepare for, and respond to Coronavirus: No

Outcome: Sustainability

Status: Open  
 Location:

Matrix Code: Water/Sewer Improvements (03J)

2840 Highway 35 N Rockport, TX 78382-5711

National Objective: LMA

Initial Funding Date: 02/10/2020  
 Financing:  
 Funded Amount: \$237,000.00  
 Net Drawn: \$26,000.00  
 Balance: \$211,000.00

Description:  
 Contractor shall provide first-time sewer access to households in the Doughty-Mathis colonia.  
 Contractor shall install approximately one thousand five hundred linear feet (1,500 l.f.) of

Proposed Accomplishments:  
 People (General) : 17  
 Total Population in Service Area: 17  
 Census Tract Percent Low / Mod: 88.20

Actual Accomplishments:

Number assisted:

	Owner		Renter		Total		Person
	Total	Hispanic	Total	Hispanic	Total	Hispanic	
White:	0	0	0	0	0	0	0
Black/African American:	0	0	0	0	0	0	0
Asian:	0	0	0	0	0	0	0
American Indian/Alaskan Native:	0	0	0	0	0	0	0
Native Hawaiian/Other Pacific Islander:	0	0	0	0	0	0	0
American Indian/Alaskan Native & White:	0	0	0	0	0	0	0
Asian White:	0	0	0	0	0	0	0
Black/African American & White:	0	0	0	0	0	0	0
American Indian/Alaskan Native & Black/African American:	0	0	0	0	0	0	0
Other multi-racial:	0	0	0	0	0	0	0
Asian/Pacific Islander:	0	0	0	0	0	0	0
Hispanic:	0	0	0	0	0	0	0
Total:	0	0	0	0	0	0	0
Female-headed Households:	0		0		0		

Income Category:

	Owner	Renter	Total	Person
Extremely Low	0	0	0	0
Low Mod	0	0	0	0
Moderate	0	0	0	0

Non Low Moderate	0	0	0	0
Total	0	0	0	0
Percent Low/Mod	0.0%	0.0%	0.0%	0.0%

Annual Accomplishments      Accomplishment Narrative

Year      # Benefiting

UGLG:

Grant Year:    2019

Project:        0001 - 2019 CD

Objective:

IDIS Activity:    45739 - 7219491 Bartlett

Outcome:

Activity to prevent, prepare for, and respond to Coronavirus:    No

Status:        Open

Matrix Code:      General Program Administration (21A)

Location:

National Objective:

, -

Initial Funding Date:      02/10/2020

Description:

Financing:

local admin

Funded Amount:            \$4,500.00

Net Drawn:                 \$2,250.00

Balance:                    \$2,250.00

Proposed Accomplishments:

: 0

Total Population in Service Area: 0

Census Tract Percent Low / Mod: 0.00

Actual Accomplishments:

Number assisted:

	Owner		Renter		Total		
	Total	Hispanic	Total	Hispanic	Total	Hispanic	Person
White:	0	0	0	0	0	0	0
Black/African American:	0	0	0	0	0	0	0
Asian:	0	0	0	0	0	0	0



American Indian/Alaskan Native:	0	0	0	0	0	0	0
Native Hawaiian/Other Pacific Islander:	0	0	0	0	0	0	0
American Indian/Alaskan Native & White:	0	0	0	0	0	0	0
Asian White:	0	0	0	0	0	0	0
Black/African American & White:	0	0	0	0	0	0	0
American Indian/Alaskan Native & Black/African American:	0	0	0	0	0	0	0
Other multi-racial:	0	0	0	0	0	0	0
Asian/Pacific Islander:	0	0	0	0	0	0	0
Hispanic:	0	0	0	0	0	0	0
Total:	0	0	0	0	0	0	0
Female-headed Households:	0		0		0		

Income Category:

	Owner	Renter	Total	Person
Extremely Low	0	0	0	0
Low Mod	0	0	0	0
Moderate	0	0	0	0
Non Low Moderate	0	0	0	0
Total	0	0	0	0
Percent Low/Mod	0.0%	0.0%	0.0%	0.0%

Annual Accomplishments

Accomplishment Narrative

Year # Benefiting  
 UGLG: BARTLETT  
 Grant Year: 2019  
 Project: 0001 - 2019 CD

Objective: Create suitable living environments

IDIS Activity: 45740 - 7219491 Bartlett  
 Activity to prevent, prepare for, and respond to Coronavirus: No

Outcome: Sustainability

Status: Open  
 Location:  
 PO Box H Bartlett, TX 76511-0907

Matrix Code: Water/Sewer Improvements (03J)

National Objective: LMA

Initial Funding Date: 02/10/2020  
 Financing:

Description:  
 Contractor shall replace six hundred seventy-five linear feet (675 l.f.) of twelve-inch

Funded Amount: \$270,500.00  
 Net Drawn: \$27,050.00  
 Balance: \$243,450.00

(12" Gravity sewer line, one hundred linear feet (100 l.f.) of twenty-inch  
 (20" Steel encased railroad bore, one hundred linear feet (100 l.f.) of twelve-

Proposed Accomplishments:

People (General) : 1,325  
 Total Population in Service Area: 1,325  
 Census Tract Percent Low / Mod: 52.40

Actual Accomplishments:

Number assisted:

	Owner		Renter		Total		Person
	Total	Hispanic	Total	Hispanic	Total	Hispanic	
White:	0	0	0	0	0	0	0
Black/African American:	0	0	0	0	0	0	0
Asian:	0	0	0	0	0	0	0
American Indian/Alaskan Native:	0	0	0	0	0	0	0
Native Hawaiian/Other Pacific Islander:	0	0	0	0	0	0	0
American Indian/Alaskan Native & White:	0	0	0	0	0	0	0
Asian White:	0	0	0	0	0	0	0
Black/African American & White:	0	0	0	0	0	0	0
American Indian/Alaskan Native & Black/African American:	0	0	0	0	0	0	0
Other multi-racial:	0	0	0	0	0	0	0
Asian/Pacific Islander:	0	0	0	0	0	0	0
Hispanic:	0	0	0	0	0	0	0
Total:	0	0	0	0	0	0	0
Female-headed Households:	0		0		0		

Income Category:

	Owner	Renter	Total	Person
Extremely Low	0	0	0	0
Low Mod	0	0	0	0
Moderate	0	0	0	0
Non Low Moderate	0	0	0	0
Total	0	0	0	0
Percent Low/Mod	0.0%	0.0%	0.0%	0.0%

Annual Accomplishments Accomplishment Narrative

Year # Benefiting

UGLG:

Grant Year: 2019

Project: 0001 - 2019 CD

Objective:

IDIS Activity: 45741 - 7219499 Brady

Outcome:

Activity to prevent, prepare for, and respond to Coronavirus: No

Status: Open

Matrix Code: General Program Administration (21A)

Location:

National Objective:

Initial Funding Date: 02/10/2020

Description:

Financing:

local admin

Funded Amount: \$30,250.00

Net Drawn: \$24,200.00

Balance: \$6,050.00

Proposed Accomplishments:

: 0

Total Population in Service Area: 0

Census Tract Percent Low / Mod: 0.00

Actual Accomplishments:

Number assisted:

	Owner		Renter		Total		
	Total	Hispanic	Total	Hispanic	Total	Hispanic	Person
White:	0	0	0	0	0	0	0
Black/African American:	0	0	0	0	0	0	0
Asian:	0	0	0	0	0	0	0
American Indian/Alaskan Native:	0	0	0	0	0	0	0
Native Hawaiian/Other Pacific Islander:	0	0	0	0	0	0	0
American Indian/Alaskan Native & White:	0	0	0	0	0	0	0
Asian White:	0	0	0	0	0	0	0

Black/African American & White:	0	0	0	0	0	0	0
American Indian/Alaskan Native & Black/African American:	0	0	0	0	0	0	0
Other multi-racial:	0	0	0	0	0	0	0
Asian/Pacific Islander:	0	0	0	0	0	0	0
Hispanic:	0	0	0	0	0	0	0
Total:	0	0	0	0	0	0	0
Female-headed Households:	0		0		0		

Income Category:

	Owner	Renter	Total	Person
Extremely Low	0	0	0	0
Low Mod	0	0	0	0
Moderate	0	0	0	0
Non Low Moderate	0	0	0	0
Total	0	0	0	0
Percent Low/Mod	0.0%	0.0%	0.0%	0.0%

Annual Accomplishments

Accomplishment Narrative

Year # Benefiting

UGLG: BRADY

Grant Year: 2019

Project: 0001 - 2019 CD

Objective: Create suitable living environments

IDIS Activity: 45742 - 7219499 Brady

Outcome: Sustainability

Activity to prevent, prepare for, and respond to Coronavirus: No

Status: Open

Matrix Code: Water/Sewer Improvements (03J)

Location:

PO Box 351 Brady, TX 76825-0351

National Objective: LMA

Initial Funding Date: 02/10/2020

Financing:

Funded Amount: \$244,750.00

Net Drawn: \$148,300.50

Balance: \$96,449.50

Description:

Contractor shall install on North Davidson Street between Bee Street and Crothers Street one thousand two hundred seventy-five linear feet (1,275 LF) of six-inch (6 in.) water line, one (1) fire hydrant, five (5) tie-ins to existing water lines, excavation and trench safety,

Proposed Accomplishments:

People (General) : 5,330

Total Population in Service Area: 5,330

Census Tract Percent Low / Mod: 51.50

Actual Accomplishments:

Number assisted:

	Owner		Renter		Total		Person
	Total	Hispanic	Total	Hispanic	Total	Hispanic	
White:	0	0	0	0	0	0	0
Black/African American:	0	0	0	0	0	0	0
Asian:	0	0	0	0	0	0	0
American Indian/Alaskan Native:	0	0	0	0	0	0	0
Native Hawaiian/Other Pacific Islander:	0	0	0	0	0	0	0
American Indian/Alaskan Native & White:	0	0	0	0	0	0	0
Asian White:	0	0	0	0	0	0	0
Black/African American & White:	0	0	0	0	0	0	0
American Indian/Alaskan Native & Black/African American:	0	0	0	0	0	0	0
Other multi-racial:	0	0	0	0	0	0	0
Asian/Pacific Islander:	0	0	0	0	0	0	0
Hispanic:	0	0	0	0	0	0	0
Total:	0	0	0	0	0	0	0
Female-headed Households:	0		0		0		

Income Category:

	Owner	Renter	Total	Person
Extremely Low	0	0	0	0
Low Mod	0	0	0	0
Moderate	0	0	0	0
Non Low Moderate	0	0	0	0
Total	0	0	0	0
Percent Low/Mod	0.0%	0.0%	0.0%	0.0%

Annual Accomplishments

Accomplishment Narrative

Year # Benefiting

UGLG:

Grant Year: 2019  
 Project: 0001 - 2019 CD

Objective:

IDIS Activity: 45747 - 7219501 Freestone County  
 Activity to prevent, prepare for, and respond to Coronavirus: No

Outcome:

Status: Open  
 Location:

Matrix Code: General Program Administration (21A)

National Objective:

Initial Funding Date: 02/10/2020  
 Financing:  
 Funded Amount: \$33,000.00  
 Net Drawn: \$26,400.00  
 Balance: \$6,600.00

Description:  
 local admin

Proposed Accomplishments:  
 : 0

Total Population in Service Area: 0  
 Census Tract Percent Low / Mod: 0.00

Actual Accomplishments:

Number assisted:

	Owner		Renter		Total		Person
	Total	Hispanic	Total	Hispanic	Total	Hispanic	
White:	0	0	0	0	0	0	0
Black/African American:	0	0	0	0	0	0	0
Asian:	0	0	0	0	0	0	0
American Indian/Alaskan Native:	0	0	0	0	0	0	0
Native Hawaiian/Other Pacific Islander:	0	0	0	0	0	0	0
American Indian/Alaskan Native & White:	0	0	0	0	0	0	0
Asian White:	0	0	0	0	0	0	0
Black/African American & White:	0	0	0	0	0	0	0
American Indian/Alaskan Native & Black/African American:	0	0	0	0	0	0	0
Other multi-racial:	0	0	0	0	0	0	0

Asian/Pacific Islander:	0	0	0	0	0	0	0
Hispanic:	0	0	0	0	0	0	0
Total:	0	0	0	0	0	0	0
Female-headed Households:	0		0		0		

Income Category:

	Owner	Renter	Total	Person
Extremely Low	0	0	0	0
Low Mod	0	0	0	0
Moderate	0	0	0	0
Non Low Moderate	0	0	0	0
Total	0	0	0	0
Percent Low/Mod	0.0%	0.0%	0.0%	0.0%

Annual Accomplishments

Accomplishment Narrative

Year # Benefiting  
 UGLG: FREESTONE COUNTY  
 Grant Year: 2019  
 Project: 0001 - 2019 CD

Objective: Create suitable living environments

IDIS Activity: 45748 - 7219501 Freestone County  
 Activity to prevent, prepare for, and respond to Coronavirus: No

Outcome: Sustainability

Status: Open  
 Location:

Matrix Code: Water/Sewer Improvements (03J)

118 E Commerce St Ste 205 Fairfield, TX 75840-1562

National Objective: LMA

Initial Funding Date: 02/10/2020  
 Financing:  
 Funded Amount: \$247,000.00  
 Net Drawn: \$155,291.81  
 Balance: \$91,708.19

Description:  
 Contractor, in cooperation with Butler WSC, shall replace residential water meters to improve readings and prevent water loss.  
 Contractor shall install six hundred twenty-four (624) water meters, one hundred eighty

Proposed Accomplishments:  
 People (General) : 881

Total Population in Service Area: 881  
 Census Tract Percent Low / Mod: 76.10

Actual Accomplishments:

Number assisted:

	Owner		Renter		Total		Person
	Total	Hispanic	Total	Hispanic	Total	Hispanic	
White:	0	0	0	0	0	0	0
Black/African American:	0	0	0	0	0	0	0
Asian:	0	0	0	0	0	0	0
American Indian/Alaskan Native:	0	0	0	0	0	0	0
Native Hawaiian/Other Pacific Islander:	0	0	0	0	0	0	0
American Indian/Alaskan Native & White:	0	0	0	0	0	0	0
Asian White:	0	0	0	0	0	0	0
Black/African American & White:	0	0	0	0	0	0	0
American Indian/Alaskan Native & Black/African American:	0	0	0	0	0	0	0
Other multi-racial:	0	0	0	0	0	0	0
Asian/Pacific Islander:	0	0	0	0	0	0	0
Hispanic:	0	0	0	0	0	0	0
Total:	0	0	0	0	0	0	0
Female-headed Households:	0		0		0		

Income Category:

	Owner	Renter	Total	Person
Extremely Low	0	0	0	0
Low Mod	0	0	0	0
Moderate	0	0	0	0
Non Low Moderate	0	0	0	0
Total	0	0	0	0
Percent Low/Mod	0.0%	0.0%	0.0%	0.0%

Annual Accomplishments

Accomplishment Narrative

Year # Benefiting

UGLG:  
 Grant Year: 2019

Project: 0001 - 2019 CD

Objective:



IDIS Activity: 45749 - 7219509 Glen Rose

Outcome:

Activity to prevent, prepare for, and respond to Coronavirus: No

Status: Open

Matrix Code: General Program Administration (21A)

Location:

National Objective:

Initial Funding Date: 02/10/2020

Description:

Financing:

local admin

Funded Amount: \$50,000.00

Net Drawn: \$45,000.00

Balance: \$5,000.00

Proposed Accomplishments:

: 0

Total Population in Service Area: 0

Census Tract Percent Low / Mod: 0.00

Actual Accomplishments:

Number assisted:

	Owner		Renter		Total		Person
	Total	Hispanic	Total	Hispanic	Total	Hispanic	
White:	0	0	0	0	0	0	0
Black/African American:	0	0	0	0	0	0	0
Asian:	0	0	0	0	0	0	0
American Indian/Alaskan Native:	0	0	0	0	0	0	0
Native Hawaiian/Other Pacific Islander:	0	0	0	0	0	0	0
American Indian/Alaskan Native & White:	0	0	0	0	0	0	0
Asian White:	0	0	0	0	0	0	0
Black/African American & White:	0	0	0	0	0	0	0
American Indian/Alaskan Native & Black/African American:	0	0	0	0	0	0	0
Other multi-racial:	0	0	0	0	0	0	0
Asian/Pacific Islander:	0	0	0	0	0	0	0
Hispanic:	0	0	0	0	0	0	0

Total: 0 0 0 0 0 0 0  
 Female-headed Households: 0 0 0 0 0 0 0

Income Category:

	Owner	Renter	Total	Person
Extremely Low	0	0	0	0
Low Mod	0	0	0	0
Moderate	0	0	0	0
Non Low Moderate	0	0	0	0
Total	0	0	0	0
Percent Low/Mod	0.0%	0.0%	0.0%	0.0%

Annual Accomplishments

Accomplishment Narrative

Year # Benefiting  
 UGLG: GLEN ROSE  
 Grant Year: 2019

Project: 0001 - 2019 CD

Objective: Create suitable living environments

IDIS Activity: 45750 - 7219509 Glen Rose

Outcome: Sustainability

Activity to prevent, prepare for, and respond to Coronavirus: No

Status: Open

Matrix Code: Flood Drainage Improvements (031)

Location:

PO Box 1949 Glen Rose, TX 76043-1949

National Objective: LMA

Initial Funding Date: 02/10/2020

Financing:

Funded Amount: \$81,000.00

Net Drawn: \$81,000.00

Balance: \$0.00

Description:

Contractor shall construct a drainage detention pond at the southeast corner of East Elm Street and 4th Street intersection in Glen Rose, Texas.

Construction shall include four thousand cubic yards (4,000 CY) of excavation, outlet

Proposed Accomplishments:

People (General) : 145

Total Population in Service Area: 145

Census Tract Percent Low / Mod: 54.40

Actual Accomplishments:

Number assisted:

	Owner		Renter		Total		Person
	Total	Hispanic	Total	Hispanic	Total	Hispanic	
White:	0	0	0	0	0	0	0
Black/African American:	0	0	0	0	0	0	0
Asian:	0	0	0	0	0	0	0
American Indian/Alaskan Native:	0	0	0	0	0	0	0
Native Hawaiian/Other Pacific Islander:	0	0	0	0	0	0	0
American Indian/Alaskan Native & White:	0	0	0	0	0	0	0
Asian White:	0	0	0	0	0	0	0
Black/African American & White:	0	0	0	0	0	0	0
American Indian/Alaskan Native & Black/African American:	0	0	0	0	0	0	0
Other multi-racial:	0	0	0	0	0	0	0
Asian/Pacific Islander:	0	0	0	0	0	0	0
Hispanic:	0	0	0	0	0	0	0
Total:	0	0	0	0	0	0	0
Female-headed Households:	0		0		0		

Income Category:

	Owner	Renter	Total	Person
Extremely Low	0	0	0	0
Low Mod	0	0	0	0
Moderate	0	0	0	0
Non Low Moderate	0	0	0	0
Total	0	0	0	0
Percent Low/Mod	0.0%	0.0%	0.0%	0.0%

Annual Accomplishments

Accomplishment Narrative

Year # Benefiting  
 UGLG: GLEN ROSE  
 Grant Year: 2019  
 Project: 0001 - 2019 CD

Objective: Create suitable living environments

IDIS Activity: 45751 - 7219509 Glen Rose

Outcome: Availability/accessibility

Activity to prevent, prepare for, and respond to Coronavirus: No

Status: Open

Matrix Code: Street Improvements (03K)

Location:

PO Box 1949 Glen Rose, TX 76043-1949

National Objective: LMA

Initial Funding Date: 02/10/2020

Description:

Financing:

Contractor shall reconstruct streets to improve access and eliminate threat to public safety.

Funded Amount: \$369,000.00

Net Drawn: \$369,000.00

Contractor shall reconstruct approximately one thousand four hundred linear feet (1,400

Balance: \$0.00

Proposed Accomplishments:

People (General) : 145

Total Population in Service Area: 145

Census Tract Percent Low / Mod: 54.40

Actual Accomplishments:

Number assisted:

	Owner		Renter		Total		Person
	Total	Hispanic	Total	Hispanic	Total	Hispanic	
White:	0	0	0	0	0	0	0
Black/African American:	0	0	0	0	0	0	0
Asian:	0	0	0	0	0	0	0
American Indian/Alaskan Native:	0	0	0	0	0	0	0
Native Hawaiian/Other Pacific Islander:	0	0	0	0	0	0	0
American Indian/Alaskan Native & White:	0	0	0	0	0	0	0
Asian White:	0	0	0	0	0	0	0
Black/African American & White:	0	0	0	0	0	0	0
American Indian/Alaskan Native & Black/African American:	0	0	0	0	0	0	0
Other multi-racial:	0	0	0	0	0	0	0
Asian/Pacific Islander:	0	0	0	0	0	0	0
Hispanic:	0	0	0	0	0	0	0
Total:	0	0	0	0	0	0	0
Female-headed Households:	0		0		0		

Income Category:

	Owner	Renter	Total	Person
Extremely Low	0	0	0	0
Low Mod	0	0	0	0
Moderate	0	0	0	0
Non Low Moderate	0	0	0	0
Total	0	0	0	0
Percent Low/Mod	0.0%	0.0%	0.0%	0.0%

Annual Accomplishments

Accomplishment Narrative

Year # Benefiting

UGLG:

Grant Year: 2019

Project: 0001 - 2019 CD

Objective:

IDIS Activity: 45752 - 7219510 Hudspeth County

Outcome:

Activity to prevent, prepare for, and respond to Coronavirus: No

Status: Open

Matrix Code: General Program Administration (21A)

Location:

National Objective:

Initial Funding Date: 02/10/2020

Description:

Financing:

local admin

Funded Amount: \$30,250.00

Net Drawn: \$15,125.00

Balance: \$15,125.00

Proposed Accomplishments:

: 0

Total Population in Service Area: 0

Census Tract Percent Low / Mod: 0.00

Actual Accomplishments:

Number assisted:

	Owner		Renter		Total		Person
	Total	Hispanic	Total	Hispanic	Total	Hispanic	
White:	0	0	0	0	0	0	0
Black/African American:	0	0	0	0	0	0	0
Asian:	0	0	0	0	0	0	0
American Indian/Alaskan Native:	0	0	0	0	0	0	0
Native Hawaiian/Other Pacific Islander:	0	0	0	0	0	0	0
American Indian/Alaskan Native & White:	0	0	0	0	0	0	0
Asian White:	0	0	0	0	0	0	0
Black/African American & White:	0	0	0	0	0	0	0
American Indian/Alaskan Native & Black/African American:	0	0	0	0	0	0	0
Other multi-racial:	0	0	0	0	0	0	0
Asian/Pacific Islander:	0	0	0	0	0	0	0
Hispanic:	0	0	0	0	0	0	0
Total:	0	0	0	0	0	0	0
Female-headed Households:	0		0		0		

Income Category:

	Owner	Renter	Total	Person
Extremely Low	0	0	0	0
Low Mod	0	0	0	0
Moderate	0	0	0	0
Non Low Moderate	0	0	0	0
Total	0	0	0	0
Percent Low/Mod	0.0%	0.0%	0.0%	0.0%

Annual Accomplishments

Accomplishment Narrative

Year # Benefiting

UGLG: HUDSPETH COUNTY

Grant Year: 2019

Project: 0001 - 2019 CD

Objective: Create suitable living environments

IDIS Activity: 45753 - 7219510 Hudspeth County

Outcome: Availability/accessibility

Activity to prevent, prepare for, and respond to Coronavirus: No

Status: Open

Matrix Code: Street Improvements (03K)

Location:

PO Box 68 Sierra Blanca, TX 79851-0068

National Objective: LMA

Initial Funding Date: 02/10/2020  
 Financing:  
 Funded Amount: \$244,750.00  
 Net Drawn: \$24,237.00  
 Balance: \$220,513.00

Description:

Contractor shall construct approximately one thousand fifty linear feet (1,050 LF) of streets in northern Sierra Blanca on Wright Street and Sierra Blanca Avenue.  
 Construction shall include approximately one thousand one hundred cubic yards (1,100

Proposed Accomplishments:

People (General) : 28  
 Total Population in Service Area: 28  
 Census Tract Percent Low / Mod: 96.40

Actual Accomplishments:

Number assisted:

	Owner		Renter		Total		Person
	Total	Hispanic	Total	Hispanic	Total	Hispanic	
White:	0	0	0	0	0	0	0
Black/African American:	0	0	0	0	0	0	0
Asian:	0	0	0	0	0	0	0
American Indian/Alaskan Native:	0	0	0	0	0	0	0
Native Hawaiian/Other Pacific Islander:	0	0	0	0	0	0	0
American Indian/Alaskan Native & White:	0	0	0	0	0	0	0
Asian White:	0	0	0	0	0	0	0
Black/African American & White:	0	0	0	0	0	0	0
American Indian/Alaskan Native & Black/African American:	0	0	0	0	0	0	0
Other multi-racial:	0	0	0	0	0	0	0
Asian/Pacific Islander:	0	0	0	0	0	0	0
Hispanic:	0	0	0	0	0	0	0
Total:	0	0	0	0	0	0	0
Female-headed Households:	0		0		0		

Income Category:

Owner	Renter	Total	Person
-------	--------	-------	--------

Extremely Low	0	0	0	0
Low Mod	0	0	0	0
Moderate	0	0	0	0
Non Low Moderate	0	0	0	0
Total	0	0	0	0
Percent Low/Mod	0.0%	0.0%	0.0%	0.0%

Annual Accomplishments      Accomplishment Narrative

Year      # Benefiting

UGLG:

Grant Year:    2019

Project:        0001 - 2019 CD

Objective:

IDIS Activity:    45754 - 7219511 Ivanhoe

Outcome:

Activity to prevent, prepare for, and respond to Coronavirus:    No

Status:        Open

Matrix Code:      General Program Administration (21A)

Location:

National Objective:

Initial Funding Date:      02/10/2020

Description:

Financing:

local admin

Funded Amount:            \$30,000.00

Net Drawn:                 \$27,000.00

Balance:                     \$3,000.00

Proposed Accomplishments:

: 0

Total Population in Service Area: 0

Census Tract Percent Low / Mod: 0.00

Actual Accomplishments:

Number assisted:

Owner		Renter		Total		Person
Total	Hispanic	Total	Hispanic	Total	Hispanic	



White:	0	0	0	0	0	0	0
Black/African American:	0	0	0	0	0	0	0
Asian:	0	0	0	0	0	0	0
American Indian/Alaskan Native:	0	0	0	0	0	0	0
Native Hawaiian/Other Pacific Islander:	0	0	0	0	0	0	0
American Indian/Alaskan Native & White:	0	0	0	0	0	0	0
Asian White:	0	0	0	0	0	0	0
Black/African American & White:	0	0	0	0	0	0	0
American Indian/Alaskan Native & Black/African American:	0	0	0	0	0	0	0
Other multi-racial:	0	0	0	0	0	0	0
Asian/Pacific Islander:	0	0	0	0	0	0	0
Hispanic:	0	0	0	0	0	0	0
Total:	0	0	0	0	0	0	0
Female-headed Households:	0		0		0		

Income Category:

	Owner	Renter	Total	Person
Extremely Low	0	0	0	0
Low Mod	0	0	0	0
Moderate	0	0	0	0
Non Low Moderate	0	0	0	0
Total	0	0	0	0
Percent Low/Mod	0.0%	0.0%	0.0%	0.0%

Annual Accomplishments

Accomplishment Narrative

Year # Benefiting  
 UGLG: Ivanhoe  
 Grant Year: 2019

Project: 0001 - 2019 CD

Objective: Create suitable living environments

IDIS Activity: 45755 - 7219511 Ivanhoe

Outcome: Availability/accessibility

Activity to prevent, prepare for, and respond to Coronavirus: No

Status: Open

Matrix Code: Street Improvements (03K)

Location:

870 Charmaine Dr E Woodville, TX 75979-7298

National Objective: LMA

Initial Funding Date: 02/10/2020  
 Financing:  
 Funded Amount: \$245,000.00  
 Net Drawn: \$244,965.50  
 Balance: \$34.50

Description:  
 Contractor shall reconstruct approximately three thousand eight hundred linear feet (3,800 LF) of streets, utilizing approximately seven thousand five hundred square yards (7,500 SY) of eight-inch (8 in.) limestone base material.

Proposed Accomplishments:

People (General) : 17  
 Total Population in Service Area: 17  
 Census Tract Percent Low / Mod: 76.40

Actual Accomplishments:

Number assisted:

	Owner		Renter		Total		Person
	Total	Hispanic	Total	Hispanic	Total	Hispanic	
White:	0	0	0	0	0	0	0
Black/African American:	0	0	0	0	0	0	0
Asian:	0	0	0	0	0	0	0
American Indian/Alaskan Native:	0	0	0	0	0	0	0
Native Hawaiian/Other Pacific Islander:	0	0	0	0	0	0	0
American Indian/Alaskan Native & White:	0	0	0	0	0	0	0
Asian White:	0	0	0	0	0	0	0
Black/African American & White:	0	0	0	0	0	0	0
American Indian/Alaskan Native & Black/African American:	0	0	0	0	0	0	0
Other multi-racial:	0	0	0	0	0	0	0
Asian/Pacific Islander:	0	0	0	0	0	0	0
Hispanic:	0	0	0	0	0	0	0
Total:	0	0	0	0	0	0	0
Female-headed Households:	0		0		0		

Income Category:

	Owner	Renter	Total	Person
Extremely Low	0	0	0	0
Low Mod	0	0	0	0
Moderate	0	0	0	0

Non Low Moderate	0	0	0	0
Total	0	0	0	0
Percent Low/Mod	0.0%	0.0%	0.0%	0.0%

Annual Accomplishments      Accomplishment Narrative

Year      # Benefiting

UGLG:

Grant Year:    2019

Project:        0001 - 2019 CD

Objective:

IDIS Activity:    45756 - 7219519 Rankin

Outcome:

Activity to prevent, prepare for, and respond to Coronavirus:    No

Status:        Open

Matrix Code:      General Program Administration (21A)

Location:

National Objective:

, -

Initial Funding Date:      02/10/2020

Description:

Financing:

local admin

Funded Amount:            \$40,000.00

Net Drawn:                 \$40,000.00

Balance:                     \$0.00

Proposed Accomplishments:

: 0

Total Population in Service Area: 0

Census Tract Percent Low / Mod: 0.00

Actual Accomplishments:

Number assisted:

	Owner		Renter		Total		
	Total	Hispanic	Total	Hispanic	Total	Hispanic	Person
White:	0	0	0	0	0	0	0
Black/African American:	0	0	0	0	0	0	0
Asian:	0	0	0	0	0	0	0

American Indian/Alaskan Native:	0	0	0	0	0	0	0
Native Hawaiian/Other Pacific Islander:	0	0	0	0	0	0	0
American Indian/Alaskan Native & White:	0	0	0	0	0	0	0
Asian White:	0	0	0	0	0	0	0
Black/African American & White:	0	0	0	0	0	0	0
American Indian/Alaskan Native & Black/African American:	0	0	0	0	0	0	0
Other multi-racial:	0	0	0	0	0	0	0
Asian/Pacific Islander:	0	0	0	0	0	0	0
Hispanic:	0	0	0	0	0	0	0
Total:	0	0	0	0	0	0	0
Female-headed Households:	0		0		0		

Income Category:

	Owner	Renter	Total	Person
Extremely Low	0	0	0	0
Low Mod	0	0	0	0
Moderate	0	0	0	0
Non Low Moderate	0	0	0	0
Total	0	0	0	0
Percent Low/Mod	0.0%	0.0%	0.0%	0.0%

Annual Accomplishments

Accomplishment Narrative

Year # Benefiting  
 UGLG: Rankin  
 Grant Year: 2019  
 Project: 0001 - 2019 CD

Objective: Create suitable living environments

IDIS Activity: 45757 - 7219519 Rankin  
 Activity to prevent, prepare for, and respond to Coronavirus: No

Outcome: Availability/accessibility

Status: Open  
 Location:

Matrix Code: Water/Sewer Improvements (03J)

PO Box 61 Rankin, TX 79778-0061

National Objective: LMA

Initial Funding Date: 02/10/2020  
 Financing:

Description:  
 Contractor shall replace aged and deteriorated six-inch (6 in.) and eight-inch (8 in.) water

Funded Amount: \$196,279.32  
 Net Drawn: \$196,279.32  
 Balance: \$0.00

lines with four hundred linear feet (400 LF) of six-inch (6 in.) water line and two thousand four hundred linear feet (2,400 LF) of eight-inch (8 in.) water line, one hundred fifty linear

Proposed Accomplishments:

People (General) : 726  
 Total Population in Service Area: 726  
 Census Tract Percent Low / Mod: 61.50

Actual Accomplishments:

Number assisted:

	Owner		Renter		Total		Person
	Total	Hispanic	Total	Hispanic	Total	Hispanic	
White:	0	0	0	0	0	0	0
Black/African American:	0	0	0	0	0	0	0
Asian:	0	0	0	0	0	0	0
American Indian/Alaskan Native:	0	0	0	0	0	0	0
Native Hawaiian/Other Pacific Islander:	0	0	0	0	0	0	0
American Indian/Alaskan Native & White:	0	0	0	0	0	0	0
Asian White:	0	0	0	0	0	0	0
Black/African American & White:	0	0	0	0	0	0	0
American Indian/Alaskan Native & Black/African American:	0	0	0	0	0	0	0
Other multi-racial:	0	0	0	0	0	0	0
Asian/Pacific Islander:	0	0	0	0	0	0	0
Hispanic:	0	0	0	0	0	0	0
Total:	0	0	0	0	0	0	0
Female-headed Households:	0		0		0		

Income Category:

	Owner	Renter	Total	Person
Extremely Low	0	0	0	0
Low Mod	0	0	0	0
Moderate	0	0	0	0
Non Low Moderate	0	0	0	0
Total	0	0	0	0
Percent Low/Mod	0.0%	0.0%	0.0%	0.0%

Annual Accomplishments      Accomplishment Narrative

Year      # Benefiting

UGLG:

Grant Year:    2019

Project:        0001 - 2019 CD

Objective:

IDIS Activity:    45758 - 7219520 Whitewright

Outcome:

Activity to prevent, prepare for, and respond to Coronavirus:    No

Status:         Open

Matrix Code:    General Program Administration (21A)

Location:

National Objective:

Initial Funding Date:      02/10/2020

Description:

Financing:

local admin

Funded Amount:            \$30,000.00

Net Drawn:                 \$21,000.00

Balance:                    \$9,000.00

Proposed Accomplishments:

: 0

Total Population in Service Area: 0

Census Tract Percent Low / Mod: 0.00

Actual Accomplishments:

Number assisted:

	Owner		Renter		Total		
	Total	Hispanic	Total	Hispanic	Total	Hispanic	Person
White:	0	0	0	0	0	0	0
Black/African American:	0	0	0	0	0	0	0
Asian:	0	0	0	0	0	0	0
American Indian/Alaskan Native:	0	0	0	0	0	0	0
Native Hawaiian/Other Pacific Islander:	0	0	0	0	0	0	0
American Indian/Alaskan Native & White:	0	0	0	0	0	0	0
Asian White:	0	0	0	0	0	0	0

Black/African American & White:	0	0	0	0	0	0	0
American Indian/Alaskan Native & Black/African American:	0	0	0	0	0	0	0
Other multi-racial:	0	0	0	0	0	0	0
Asian/Pacific Islander:	0	0	0	0	0	0	0
Hispanic:	0	0	0	0	0	0	0
Total:	0	0	0	0	0	0	0
Female-headed Households:	0		0		0		

Income Category:

	Owner	Renter	Total	Person
Extremely Low	0	0	0	0
Low Mod	0	0	0	0
Moderate	0	0	0	0
Non Low Moderate	0	0	0	0
Total	0	0	0	0
Percent Low/Mod	0.0%	0.0%	0.0%	0.0%

Annual Accomplishments

Accomplishment Narrative

Year # Benefiting  
 UGLG: WHITEWRIGHT  
 Grant Year: 2019  
 Project: 0001 - 2019 CD

Objective: Create suitable living environments

IDIS Activity: 45759 - 7219520 Whitewright  
 Activity to prevent, prepare for, and respond to Coronavirus: No

Outcome: Availability/accessibility

Status: Open  
 Location:

Matrix Code: Street Improvements (03K)

PO Box 966 Whitewright, TX 75491-0966

National Objective: LMA

Initial Funding Date: 02/10/2020  
 Financing:  
 Funded Amount: \$245,000.00  
 Net Drawn: \$75,637.50  
 Balance: \$169,362.50

Description:  
 Contractor shall reconstruct approximately one thousand three hundred seventy linear feet (1,370 LF) of streets in the East Locust StreetNorth May Street Neighborhood.  
 Construction shall include installation of six-inch (6 in.) and four-inch (4 in.) base

Proposed Accomplishments:

People (General) : 44

Total Population in Service Area: 44

Census Tract Percent Low / Mod: 68.10

Actual Accomplishments:

Number assisted:

	Owner		Renter		Total		Person
	Total	Hispanic	Total	Hispanic	Total	Hispanic	
White:	0	0	0	0	0	0	0
Black/African American:	0	0	0	0	0	0	0
Asian:	0	0	0	0	0	0	0
American Indian/Alaskan Native:	0	0	0	0	0	0	0
Native Hawaiian/Other Pacific Islander:	0	0	0	0	0	0	0
American Indian/Alaskan Native & White:	0	0	0	0	0	0	0
Asian White:	0	0	0	0	0	0	0
Black/African American & White:	0	0	0	0	0	0	0
American Indian/Alaskan Native & Black/African American:	0	0	0	0	0	0	0
Other multi-racial:	0	0	0	0	0	0	0
Asian/Pacific Islander:	0	0	0	0	0	0	0
Hispanic:	0	0	0	0	0	0	0
Total:	0	0	0	0	0	0	0
Female-headed Households:	0		0		0		

Income Category:

	Owner	Renter	Total	Person
Extremely Low	0	0	0	0
Low Mod	0	0	0	0
Moderate	0	0	0	0
Non Low Moderate	0	0	0	0
Total	0	0	0	0
Percent Low/Mod	0.0%	0.0%	0.0%	0.0%

Annual Accomplishments

Accomplishment Narrative

Year # Benefiting

UGLG: MAVERICK COUNTY



Grant Year: 2019

Project: 0006 - 2019 CSH

Objective: Create suitable living environments

IDIS Activity: 46168 - 7219003 Maverick County

Outcome: Availability/accessibility

Activity to prevent, prepare for, and respond to Coronavirus: No

Status: Open

Matrix Code: Other Public Services Not Listed in 05A-05Y, 03T (05Z)

Location:

500 Quarry St Eagle Pass, TX 78852-4576

National Objective: LMA

Initial Funding Date: 07/27/2020

Description:

Financing:

Subrecipient shall provide public services including tool library, technology classes, construction classes, and solid waste removal activities to residents within Colonia SHC service area.

Funded Amount: \$100,000.00

Net Drawn: \$1,815.82

Balance: \$98,184.18

Proposed Accomplishments:

People (General) : 5,158

Total Population in Service Area: 5,158

Census Tract Percent Low / Mod: 79.90

Actual Accomplishments:

Number assisted:

	Owner		Renter		Total		Person
	Total	Hispanic	Total	Hispanic	Total	Hispanic	
White:	0	0	0	0	0	0	0
Black/African American:	0	0	0	0	0	0	0
Asian:	0	0	0	0	0	0	0
American Indian/Alaskan Native:	0	0	0	0	0	0	0
Native Hawaiian/Other Pacific Islander:	0	0	0	0	0	0	0
American Indian/Alaskan Native & White:	0	0	0	0	0	0	0
Asian White:	0	0	0	0	0	0	0
Black/African American & White:	0	0	0	0	0	0	0
American Indian/Alaskan Native & Black/African American:	0	0	0	0	0	0	0
Other multi-racial:	0	0	0	0	0	0	0

Asian/Pacific Islander:	0	0	0	0	0	0	0
Hispanic:	0	0	0	0	0	0	0
Total:	0	0	0	0	0	0	0
Female-headed Households:	0		0		0		

Income Category:

	Owner	Renter	Total	Person
Extremely Low	0	0	0	0
Low Mod	0	0	0	0
Moderate	0	0	0	0
Non Low Moderate	0	0	0	0
Total	0	0	0	0
Percent Low/Mod	0.0%	0.0%	0.0%	0.0%

Annual Accomplishments      Accomplishment Narrative

Year      # Benefiting

UGLG:

Grant Year: 2019

Project: 0003 - 2019 ED

Objective:

IDIS Activity: 48835 - 7220012 Buffalo

Outcome:

Activity to prevent, prepare for, and respond to Coronavirus: No

Status: Open

Matrix Code: General Program Administration (21A)

Location:

National Objective:

Initial Funding Date: 03/19/2021

Description:

Financing:

local admin

Funded Amount: \$35,000.00

Net Drawn: \$12,250.00

Balance: \$22,750.00

Proposed Accomplishments:

: 0

Total Population in Service Area: 0  
 Census Tract Percent Low / Mod: 0.00

Actual Accomplishments:

Number assisted:

	Owner		Renter		Total		Person
	Total	Hispanic	Total	Hispanic	Total	Hispanic	
White:	0	0	0	0	0	0	0
Black/African American:	0	0	0	0	0	0	0
Asian:	0	0	0	0	0	0	0
American Indian/Alaskan Native:	0	0	0	0	0	0	0
Native Hawaiian/Other Pacific Islander:	0	0	0	0	0	0	0
American Indian/Alaskan Native & White:	0	0	0	0	0	0	0
Asian White:	0	0	0	0	0	0	0
Black/African American & White:	0	0	0	0	0	0	0
American Indian/Alaskan Native & Black/African American:	0	0	0	0	0	0	0
Other multi-racial:	0	0	0	0	0	0	0
Asian/Pacific Islander:	0	0	0	0	0	0	0
Hispanic:	0	0	0	0	0	0	0
Total:	0	0	0	0	0	0	0
Female-headed Households:	0		0		0		

Income Category:

	Owner	Renter	Total	Person
Extremely Low	0	0	0	0
Low Mod	0	0	0	0
Moderate	0	0	0	0
Non Low Moderate	0	0	0	0
Total	0	0	0	0
Percent Low/Mod	0.0%	0.0%	0.0%	0.0%

Annual Accomplishments

Accomplishment Narrative

Year # Benefiting

UGLG:

Grant Year: 2019

Project: 0003 - 2019 ED

Objective:

IDIS Activity: 48961 - 7220042 Elgin

Outcome:

Activity to prevent, prepare for, and respond to Coronavirus: No

Status: Open

Matrix Code: General Program Administration (21A)

Location:

National Objective:

Initial Funding Date: 04/08/2021

Description:

Financing:

local admin

Funded Amount: \$50,000.00

Net Drawn: \$15,000.00

Balance: \$35,000.00

Proposed Accomplishments:

: 0

Total Population in Service Area: 0

Census Tract Percent Low / Mod: 0.00

Actual Accomplishments:

Number assisted:

	Owner		Renter		Total		Person
	Total	Hispanic	Total	Hispanic	Total	Hispanic	
White:	0	0	0	0	0	0	0
Black/African American:	0	0	0	0	0	0	0
Asian:	0	0	0	0	0	0	0
American Indian/Alaskan Native:	0	0	0	0	0	0	0
Native Hawaiian/Other Pacific Islander:	0	0	0	0	0	0	0
American Indian/Alaskan Native & White:	0	0	0	0	0	0	0
Asian White:	0	0	0	0	0	0	0
Black/African American & White:	0	0	0	0	0	0	0
American Indian/Alaskan Native & Black/African American:	0	0	0	0	0	0	0
Other multi-racial:	0	0	0	0	0	0	0
Asian/Pacific Islander:	0	0	0	0	0	0	0
Hispanic:	0	0	0	0	0	0	0

Total: 0 0 0 0 0 0 0  
 Female-headed Households: 0 0 0 0 0 0

Income Category:

	Owner	Renter	Total	Person
Extremely Low	0	0	0	0
Low Mod	0	0	0	0
Moderate	0	0	0	0
Non Low Moderate	0	0	0	0
Total	0	0	0	0
Percent Low/Mod	0.0%	0.0%	0.0%	0.0%

Annual Accomplishments

Accomplishment Narrative

Year # Benefiting

UGLG:

Grant Year: 2019

Project: 0003 - 2019 ED

Objective:

IDIS Activity: 48969 - 7220072 Jacksonville

Outcome:

Activity to prevent, prepare for, and respond to Coronavirus: No

Status: Open

Matrix Code: General Program Administration (21A)

Location:

National Objective:

Initial Funding Date: 04/08/2021

Description:

Financing:

local admin

Funded Amount: \$49,000.00

Net Drawn: \$24,500.00

Balance: \$24,500.00

Proposed Accomplishments:

: 0

Total Population in Service Area: 0

Census Tract Percent Low / Mod: 0.00

Actual Accomplishments:

Number assisted:

	Owner		Renter		Total		Person
	Total	Hispanic	Total	Hispanic	Total	Hispanic	
White:	0	0	0	0	0	0	0
Black/African American:	0	0	0	0	0	0	0
Asian:	0	0	0	0	0	0	0
American Indian/Alaskan Native:	0	0	0	0	0	0	0
Native Hawaiian/Other Pacific Islander:	0	0	0	0	0	0	0
American Indian/Alaskan Native & White:	0	0	0	0	0	0	0
Asian White:	0	0	0	0	0	0	0
Black/African American & White:	0	0	0	0	0	0	0
American Indian/Alaskan Native & Black/African American:	0	0	0	0	0	0	0
Other multi-racial:	0	0	0	0	0	0	0
Asian/Pacific Islander:	0	0	0	0	0	0	0
Hispanic:	0	0	0	0	0	0	0
Total:	0	0	0	0	0	0	0
Female-headed Households:	0		0		0		

Income Category:

	Owner	Renter	Total	Person
Extremely Low	0	0	0	0
Low Mod	0	0	0	0
Moderate	0	0	0	0
Non Low Moderate	0	0	0	0
Total	0	0	0	0
Percent Low/Mod	0.0%	0.0%	0.0%	0.0%

Annual Accomplishments

Accomplishment Narrative

Year # Benefiting

UGLG:

Grant Year: 2019

Project: 0003 - 2019 ED

Objective:

IDIS Activity: 48973 - 7220092 Kemp

Outcome:

Activity to prevent, prepare for, and respond to Coronavirus: No

Status: Open

Matrix Code: General Program Administration (21A)

Location:

National Objective:

Initial Funding Date: 04/08/2021

Description:

Financing:

local admin

Funded Amount: \$50,000.00

Net Drawn: \$15,000.00

Balance: \$35,000.00

Proposed Accomplishments:

: 0

Total Population in Service Area: 0

Census Tract Percent Low / Mod: 0.00

Actual Accomplishments:

Number assisted:

	Owner		Renter		Total		Person
	Total	Hispanic	Total	Hispanic	Total	Hispanic	
White:	0	0	0	0	0	0	0
Black/African American:	0	0	0	0	0	0	0
Asian:	0	0	0	0	0	0	0
American Indian/Alaskan Native:	0	0	0	0	0	0	0
Native Hawaiian/Other Pacific Islander:	0	0	0	0	0	0	0
American Indian/Alaskan Native & White:	0	0	0	0	0	0	0
Asian White:	0	0	0	0	0	0	0
Black/African American & White:	0	0	0	0	0	0	0
American Indian/Alaskan Native & Black/African American:	0	0	0	0	0	0	0
Other multi-racial:	0	0	0	0	0	0	0
Asian/Pacific Islander:	0	0	0	0	0	0	0
Hispanic:	0	0	0	0	0	0	0
Total:	0	0	0	0	0	0	0
Female-headed Households:	0		0		0		

Income Category:

	Owner	Renter	Total	Person
Extremely Low	0	0	0	0
Low Mod	0	0	0	0
Moderate	0	0	0	0
Non Low Moderate	0	0	0	0
Total	0	0	0	0
Percent Low/Mod	0.0%	0.0%	0.0%	0.0%

Annual Accomplishments

Accomplishment Narrative

Year # Benefiting

UGLG: KEMP

Grant Year: 2019

Project: 0003 - 2019 ED

Objective: Create suitable living environments

IDIS Activity: 48974 - 7220092 Kemp

Outcome: Availability/accessibility

Activity to prevent, prepare for, and respond to Coronavirus: No

Status: Open

Matrix Code: Sidewalks (03L)

Location:

PO Box 449 Kemp, TX 75143-0449

National Objective: LMA

Initial Funding Date: 04/08/2021

Financing:

Funded Amount: \$450,000.00

Net Drawn: \$37,500.00

Balance: \$412,500.00

Description:

The "minimum necessary" activities are to consist of approximately one thousand seventy-five linear feet (1,075 l.f.) of concrete sidewalk, nine (9) ADA curb ramps, one thousand sixty-five linear feet (1,065 l.f.) of curb and gutter, fifty linear feet (50 l.f.) of handrails,

Proposed Accomplishments:

People (General) : 1,445

Total Population in Service Area: 1,445

Census Tract Percent Low / Mod: 62.20

Actual Accomplishments:

Number assisted:



	Owner		Renter		Total		Person
	Total	Hispanic	Total	Hispanic	Total	Hispanic	
White:	0	0	0	0	0	0	0
Black/African American:	0	0	0	0	0	0	0
Asian:	0	0	0	0	0	0	0
American Indian/Alaskan Native:	0	0	0	0	0	0	0
Native Hawaiian/Other Pacific Islander:	0	0	0	0	0	0	0
American Indian/Alaskan Native & White:	0	0	0	0	0	0	0
Asian White:	0	0	0	0	0	0	0
Black/African American & White:	0	0	0	0	0	0	0
American Indian/Alaskan Native & Black/African American:	0	0	0	0	0	0	0
Other multi-racial:	0	0	0	0	0	0	0
Asian/Pacific Islander:	0	0	0	0	0	0	0
Hispanic:	0	0	0	0	0	0	0
Total:	0	0	0	0	0	0	0
Female-headed Households:	0		0		0		

Income Category:

	Owner	Renter	Total	Person
Extremely Low	0	0	0	0
Low Mod	0	0	0	0
Moderate	0	0	0	0
Non Low Moderate	0	0	0	0
Total	0	0	0	0
Percent Low/Mod	0.0%	0.0%	0.0%	0.0%

Annual Accomplishments

Accomplishment Narrative

Year # Benefiting  
 UGLG: BAYSIDE  
 Grant Year: 2019

Project: 0063 - 2019 FAST

Objective: Create suitable living environments

IDIS Activity: 49591 - 7219046 Bayside

Outcome: Availability/accessibility

Activity to prevent, prepare for, and respond to Coronavirus: No

Status: Open

Matrix Code: Fire Station/Equipment (030)

Location:

PO Box 194 Bayside, TX 78340-0194

National Objective: LMA

Initial Funding Date: 06/01/2021  
 Financing:  
 Funded Amount: \$365,069.50  
 Net Drawn: \$365,069.50  
 Balance: \$0.00

Description:

Contractor shall purchase one (1) tanker-pumper fire truck, one (1) vehicle extrication rescue set, three (3) sets of bunker gear and one (1) thermal imaging camera.  
 The vehicle and equipment will be housed at 611 4th Street, Bayside.

Proposed Accomplishments:

People (General) : 0  
 Total Population in Service Area: 266  
 Census Tract Percent Low / Mod: 52.20

Actual Accomplishments:

Number assisted:

	Owner		Renter		Total		Person
	Total	Hispanic	Total	Hispanic	Total	Hispanic	
White:	0	0	0	0	0	0	0
Black/African American:	0	0	0	0	0	0	0
Asian:	0	0	0	0	0	0	0
American Indian/Alaskan Native:	0	0	0	0	0	0	0
Native Hawaiian/Other Pacific Islander:	0	0	0	0	0	0	0
American Indian/Alaskan Native & White:	0	0	0	0	0	0	0
Asian White:	0	0	0	0	0	0	0
Black/African American & White:	0	0	0	0	0	0	0
American Indian/Alaskan Native & Black/African American:	0	0	0	0	0	0	0
Other multi-racial:	0	0	0	0	0	0	0
Asian/Pacific Islander:	0	0	0	0	0	0	0
Hispanic:	0	0	0	0	0	0	0
Total:	0	0	0	0	0	0	0
Female-headed Households:	0		0		0		

Income Category:

Owner Renter Total Person

Extremely Low	0	0	0	0
Low Mod	0	0	0	0
Moderate	0	0	0	0
Non Low Moderate	0	0	0	0
Total	0	0	0	0
Percent Low/Mod	0.0%	0.0%	0.0%	0.0%

Annual Accomplishments      Accomplishment Narrative

Year      # Benefiting

UGLG:  
Grant Year:    2019  
Project:        0006 - 2019 CSH      Objective:  
  
IDIS Activity:    49702 - 7216013 Webb County      Outcome:  
Activity to prevent, prepare for, and respond to Coronavirus:    No  
  
Status:          Canceled 08/19/2021      Matrix Code:        General Program Administration (21A)  
Location:  
, -      National Objective:

Initial Funding Date:      06/16/2021  
Financing:  
Funded Amount:            \$0.00  
Net Drawn:                 \$0.00  
Balance:                     \$0.00

Description:  
local admin

Proposed Accomplishments:  
: 0  
Total Population in Service Area: 0  
Census Tract Percent Low / Mod: 0.00

Actual Accomplishments:

Number assisted:

Owner		Renter		Total		Person
Total	Hispanic	Total	Hispanic	Total	Hispanic	

White:	0	0	0	0	0	0	0
Black/African American:	0	0	0	0	0	0	0
Asian:	0	0	0	0	0	0	0
American Indian/Alaskan Native:	0	0	0	0	0	0	0
Native Hawaiian/Other Pacific Islander:	0	0	0	0	0	0	0
American Indian/Alaskan Native & White:	0	0	0	0	0	0	0
Asian White:	0	0	0	0	0	0	0
Black/African American & White:	0	0	0	0	0	0	0
American Indian/Alaskan Native & Black/African American:	0	0	0	0	0	0	0
Other multi-racial:	0	0	0	0	0	0	0
Asian/Pacific Islander:	0	0	0	0	0	0	0
Hispanic:	0	0	0	0	0	0	0
Total:	0	0	0	0	0	0	0
Female-headed Households:	0		0		0		

Income Category:

	Owner	Renter	Total	Person
Extremely Low	0	0	0	0
Low Mod	0	0	0	0
Moderate	0	0	0	0
Non Low Moderate	0	0	0	0
Total	0	0	0	0
Percent Low/Mod	0.0%	0.0%	0.0%	0.0%

Annual Accomplishments

Accomplishment Narrative

Year # Benefiting  
 UGLG: WEBB COUNTY  
 Grant Year: 2019

Project: 0006 - 2019 CSH

Objective: Create suitable living environments

IDIS Activity: 49703 - 7216013 Webb County

Outcome: Availability/accessibility

Activity to prevent, prepare for, and respond to Coronavirus: No

Status: Canceled 08/19/2021

Matrix Code: Rehab; Single-Unit Residential (14A)

Location:

1000 Houston St Laredo, TX 78040-8017

National Objective: LMH

Initial Funding Date: 06/16/2021  
 Financing:  
 Funded Amount: \$0.00  
 Net Drawn: \$0.00  
 Balance: \$0.00

Description:  
 Contractor shall carry out the following activities in the Webb County Colonia Self-Help Center (SHC) service area colonias of Los Altos, San Carlos I & II, Ranchitos 359 East, and Pueblo Nuevo.

Proposed Accomplishments:  
 Housing Units : 0  
 Total Population in Service Area: 0  
 Census Tract Percent Low / Mod: 0.00

Actual Accomplishments:

Number assisted:

	Owner		Renter		Total		Person
	Total	Hispanic	Total	Hispanic	Total	Hispanic	
White:	0	0	0	0	0	0	0
Black/African American:	0	0	0	0	0	0	0
Asian:	0	0	0	0	0	0	0
American Indian/Alaskan Native:	0	0	0	0	0	0	0
Native Hawaiian/Other Pacific Islander:	0	0	0	0	0	0	0
American Indian/Alaskan Native & White:	0	0	0	0	0	0	0
Asian White:	0	0	0	0	0	0	0
Black/African American & White:	0	0	0	0	0	0	0
American Indian/Alaskan Native & Black/African American:	0	0	0	0	0	0	0
Other multi-racial:	0	0	0	0	0	0	0
Asian/Pacific Islander:	0	0	0	0	0	0	0
Hispanic:	0	0	0	0	0	0	0
Total:	0	0	0	0	0	0	0
Female-headed Households:	0		0		0		

Income Category:

	Owner	Renter	Total	Person
Extremely Low	0	0	0	0
Low Mod	0	0	0	0
Moderate	0	0	0	0

Non Low Moderate	0	0	0	0
Total	0	0	0	0
Percent Low/Mod	0.0%	0.0%	0.0%	0.0%

Annual Accomplishments      Accomplishment Narrative

Year      # Benefiting

UGLG:

Grant Year:    2020

Project:        0058 - 2020 State Administration

Objective:

IDIS Activity:    46702 - 2020 State Administration plus 100,000

Outcome:

Activity to prevent, prepare for, and respond to Coronavirus:    No

Status:         Open

Matrix Code:      State Administration (21J)

Location:

National Objective:

, -

Initial Funding Date:    10/06/2020

Description:

Financing:

2020 State Administration plus 100,000

Funded Amount:         \$961,690.52

Net Drawn:                \$797,306.95

Balance:                  \$164,383.57

Proposed Accomplishments:

: 0

Total Population in Service Area: 0

Census Tract Percent Low / Mod: 0.00

Actual Accomplishments:

Number assisted:

	Owner		Renter		Total		
	Total	Hispanic	Total	Hispanic	Total	Hispanic	Person
White:	0	0	0	0	0	0	0
Black/African American:	0	0	0	0	0	0	0
Asian:	0	0	0	0	0	0	0

American Indian/Alaskan Native:	0	0	0	0	0	0	0
Native Hawaiian/Other Pacific Islander:	0	0	0	0	0	0	0
American Indian/Alaskan Native & White:	0	0	0	0	0	0	0
Asian White:	0	0	0	0	0	0	0
Black/African American & White:	0	0	0	0	0	0	0
American Indian/Alaskan Native & Black/African American:	0	0	0	0	0	0	0
Other multi-racial:	0	0	0	0	0	0	0
Asian/Pacific Islander:	0	0	0	0	0	0	0
Hispanic:	0	0	0	0	0	0	0
Total:	0	0	0	0	0	0	0
Female-headed Households:	0		0		0		

Income Category:

	Owner	Renter	Total	Person
Extremely Low	0	0	0	0
Low Mod	0	0	0	0
Moderate	0	0	0	0
Non Low Moderate	0	0	0	0
Total	0	0	0	0
Percent Low/Mod	0.0%	0.0%	0.0%	0.0%

Annual Accomplishments

Accomplishment Narrative

Year # Benefiting

UGLG:

Grant Year: 2020

Project: 0059 - 2020 State Technical Assistance

Objective:

IDIS Activity: 46703 - 2020 State TA

Outcome:

Activity to prevent, prepare for, and respond to Coronavirus: No

Status: Open

Matrix Code: State CDBG Technical Assistance to Grantees (19H)

Location:

National Objective:

, -

Initial Funding Date: 10/06/2020

Description:

Financing:

2020 State Technical Assistance to Grantees

Funded Amount: \$680,845.26  
 Net Drawn: \$389,544.80  
 Balance: \$291,300.46

Proposed Accomplishments:

: 0  
 Total Population in Service Area: 0  
 Census Tract Percent Low / Mod: 0.00

Actual Accomplishments:

Number assisted:

	Owner		Renter		Total		Person
	Total	Hispanic	Total	Hispanic	Total	Hispanic	
White:	0	0	0	0	0	0	0
Black/African American:	0	0	0	0	0	0	0
Asian:	0	0	0	0	0	0	0
American Indian/Alaskan Native:	0	0	0	0	0	0	0
Native Hawaiian/Other Pacific Islander:	0	0	0	0	0	0	0
American Indian/Alaskan Native & White:	0	0	0	0	0	0	0
Asian White:	0	0	0	0	0	0	0
Black/African American & White:	0	0	0	0	0	0	0
American Indian/Alaskan Native & Black/African American:	0	0	0	0	0	0	0
Other multi-racial:	0	0	0	0	0	0	0
Asian/Pacific Islander:	0	0	0	0	0	0	0
Hispanic:	0	0	0	0	0	0	0
Total:	0	0	0	0	0	0	0
Female-headed Households:	0		0		0		

Income Category:

	Owner	Renter	Total	Person
Extremely Low	0	0	0	0
Low Mod	0	0	0	0
Moderate	0	0	0	0
Non Low Moderate	0	0	0	0
Total	0	0	0	0
Percent Low/Mod	0.0%	0.0%	0.0%	0.0%



Annual Accomplishments      Accomplishment Narrative

Year      # Benefiting

UGLG:

Grant Year:    2020

Project:        0060 - 2020 Indirect Costs

Objective:

IDIS Activity:  46704 - 2020 Indirect Costs

Outcome:

Activity to prevent, prepare for, and respond to Coronavirus:    No

Status:        Open

Matrix Code:    Indirect Costs (21B)

Location:

National Objective:

Initial Funding Date:      10/06/2020

Description:

Financing:

2020 Indirect Costs

Funded Amount:            \$500,000.00

Net Drawn:                 \$255,833.89

Balance:                    \$244,166.11

Proposed Accomplishments:

: 0

Total Population in Service Area: 0

Census Tract Percent Low / Mod: 0.00

Actual Accomplishments:

Number assisted:

	Owner		Renter		Total		Person
	Total	Hispanic	Total	Hispanic	Total	Hispanic	
White:	0	0	0	0	0	0	0
Black/African American:	0	0	0	0	0	0	0
Asian:	0	0	0	0	0	0	0
American Indian/Alaskan Native:	0	0	0	0	0	0	0
Native Hawaiian/Other Pacific Islander:	0	0	0	0	0	0	0
American Indian/Alaskan Native & White:	0	0	0	0	0	0	0
Asian White:	0	0	0	0	0	0	0

Black/African American & White:	0	0	0	0	0	0	0
American Indian/Alaskan Native & Black/African American:	0	0	0	0	0	0	0
Other multi-racial:	0	0	0	0	0	0	0
Asian/Pacific Islander:	0	0	0	0	0	0	0
Hispanic:	0	0	0	0	0	0	0
Total:	0	0	0	0	0	0	0
Female-headed Households:	0		0		0		

Income Category:

	Owner	Renter	Total	Person
Extremely Low	0	0	0	0
Low Mod	0	0	0	0
Moderate	0	0	0	0
Non Low Moderate	0	0	0	0
Total	0	0	0	0
Percent Low/Mod	0.0%	0.0%	0.0%	0.0%

Annual Accomplishments

Accomplishment Narrative

Year # Benefiting

UGLG:  
Grant Year: 2020  
Project: 0067 - CV-CDBG-CV Program Administration Objective:  
  
IDIS Activity: 47648 - 2020 CARES PID67 State Administration Outcome:  
Activity to prevent, prepare for, and respond to Coronavirus: Yes  
  
Status: Open Matrix Code: State Administration (21J)  
Location: National Objective:

Initial Funding Date: 12/22/2020  
Financing:  
Funded Amount: \$8,675,454.00  
Net Drawn: \$1,135,660.44  
Balance: \$7,539,793.56

Description:  
State Administration.  
(not including State Indirect).  
Original: Total Project ID 67 = \$9,679,238.00 (which is \$8,870,454.00 State Admin +

Proposed Accomplishments:

: 0

Total Population in Service Area: 0

Census Tract Percent Low / Mod: 0.00

Actual Accomplishments:

Number assisted:

	Owner		Renter		Total		Person
	Total	Hispanic	Total	Hispanic	Total	Hispanic	
White:	0	0	0	0	0	0	0
Black/African American:	0	0	0	0	0	0	0
Asian:	0	0	0	0	0	0	0
American Indian/Alaskan Native:	0	0	0	0	0	0	0
Native Hawaiian/Other Pacific Islander:	0	0	0	0	0	0	0
American Indian/Alaskan Native & White:	0	0	0	0	0	0	0
Asian White:	0	0	0	0	0	0	0
Black/African American & White:	0	0	0	0	0	0	0
American Indian/Alaskan Native & Black/African American:	0	0	0	0	0	0	0
Other multi-racial:	0	0	0	0	0	0	0
Asian/Pacific Islander:	0	0	0	0	0	0	0
Hispanic:	0	0	0	0	0	0	0
Total:	0	0	0	0	0	0	0
Female-headed Households:	0		0		0		

Income Category:

	Owner	Renter	Total	Person
Extremely Low	0	0	0	0
Low Mod	0	0	0	0
Moderate	0	0	0	0
Non Low Moderate	0	0	0	0
Total	0	0	0	0
Percent Low/Mod	0.0%	0.0%	0.0%	0.0%

Annual Accomplishments

Accomplishment Narrative

Year # Benefiting

UGLG:

Grant Year: 2020  
 Project: 0067 - CV-CDBG-CV Program Administration

Objective:

IDIS Activity: 47649 - 2020 CARES PID67 State Indirect  
 Activity to prevent, prepare for, and respond to Coronavirus: Yes

Outcome:

Status: Open  
 Location:

Matrix Code: Indirect Costs (21B)

National Objective:

Initial Funding Date: 12/22/2020  
 Financing:  
 Funded Amount: \$808,784.00  
 Net Drawn: \$217,805.25  
 Balance: \$590,978.75

Description:  
 State Indirect.  
 (not including State Administration).  
 Original: Total Project ID 67 = \$9,679,238.00 (which is \$8,870,454.00 State Admin +

Proposed Accomplishments:  
 : 0  
 Total Population in Service Area: 0  
 Census Tract Percent Low / Mod: 0.00

Actual Accomplishments:

Number assisted:

	Owner		Renter		Total		Person
	Total	Hispanic	Total	Hispanic	Total	Hispanic	
White:	0	0	0	0	0	0	0
Black/African American:	0	0	0	0	0	0	0
Asian:	0	0	0	0	0	0	0
American Indian/Alaskan Native:	0	0	0	0	0	0	0
Native Hawaiian/Other Pacific Islander:	0	0	0	0	0	0	0
American Indian/Alaskan Native & White:	0	0	0	0	0	0	0
Asian White:	0	0	0	0	0	0	0
Black/African American & White:	0	0	0	0	0	0	0
American Indian/Alaskan Native & Black/African American:	0	0	0	0	0	0	0
Other multi-racial:	0	0	0	0	0	0	0

Asian/Pacific Islander:	0	0	0	0	0	0	0
Hispanic:	0	0	0	0	0	0	0
Total:	0	0	0	0	0	0	0
Female-headed Households:	0		0		0		

Income Category:

	Owner	Renter	Total	Person
Extremely Low	0	0	0	0
Low Mod	0	0	0	0
Moderate	0	0	0	0
Non Low Moderate	0	0	0	0
Total	0	0	0	0
Percent Low/Mod	0.0%	0.0%	0.0%	0.0%

Annual Accomplishments

Accomplishment Narrative

Year # Benefiting

UGLG:  
Grant Year: 2020  
Project: 0062 - CV-CDBG-CV Rental Assistance for Entitlement Communities with Existing Rental Assistance Programs Objective:  
IDIS Activity: 47998 - 2020 CARES PID62 RA Entitlement - Admin TEST Outcome:  
Activity to prevent, prepare for, and respond to Coronavirus: Yes  
Status: Canceled 02/01/2021 Matrix Code: General Program Administration (21A)  
Location:  
, - National Objective:  
Initial Funding Date: 01/25/2021 Description:  
Financing: local Admin  
Funded Amount: \$0.00  
Net Drawn: \$0.00  
Balance: \$0.00

Proposed Accomplishments:

: 0

Total Population in Service Area: 0  
 Census Tract Percent Low / Mod: 0.00

Actual Accomplishments:

Number assisted:

	Owner		Renter		Total		Person
	Total	Hispanic	Total	Hispanic	Total	Hispanic	
White:	0	0	0	0	0	0	0
Black/African American:	0	0	0	0	0	0	0
Asian:	0	0	0	0	0	0	0
American Indian/Alaskan Native:	0	0	0	0	0	0	0
Native Hawaiian/Other Pacific Islander:	0	0	0	0	0	0	0
American Indian/Alaskan Native & White:	0	0	0	0	0	0	0
Asian White:	0	0	0	0	0	0	0
Black/African American & White:	0	0	0	0	0	0	0
American Indian/Alaskan Native & Black/African American:	0	0	0	0	0	0	0
Other multi-racial:	0	0	0	0	0	0	0
Asian/Pacific Islander:	0	0	0	0	0	0	0
Hispanic:	0	0	0	0	0	0	0
Total:	0	0	0	0	0	0	0
Female-headed Households:	0		0		0		

Income Category:

	Owner	Renter	Total	Person
Extremely Low	0	0	0	0
Low Mod	0	0	0	0
Moderate	0	0	0	0
Non Low Moderate	0	0	0	0
Total	0	0	0	0
Percent Low/Mod	0.0%	0.0%	0.0%	0.0%

Annual Accomplishments

Accomplishment Narrative

Year # Benefiting

UGLG:

Grant Year: 2020

Project: 0062 - CV-CDBG-CV Rental Assistance for Entitlement Communities Objective:

with Existing Rental Assistance Programs

IDIS Activity: 48001 - 70200001002 City of Abilene - Admin

Outcome:

Activity to prevent, prepare for, and respond to Coronavirus: Yes

Status: Open

Matrix Code: General Program Administration (21A)

Location:

National Objective:

Initial Funding Date: 02/01/2021

Description:

Financing:

local admin

Funded Amount: \$30,424.68

Net Drawn: \$30,424.68

Balance: \$0.00

Proposed Accomplishments:

: 0

Total Population in Service Area: 0

Census Tract Percent Low / Mod: 0.00

Actual Accomplishments:

Number assisted:

	Owner		Renter		Total		Person
	Total	Hispanic	Total	Hispanic	Total	Hispanic	
White:	0	0	0	0	0	0	0
Black/African American:	0	0	0	0	0	0	0
Asian:	0	0	0	0	0	0	0
American Indian/Alaskan Native:	0	0	0	0	0	0	0
Native Hawaiian/Other Pacific Islander:	0	0	0	0	0	0	0
American Indian/Alaskan Native & White:	0	0	0	0	0	0	0
Asian White:	0	0	0	0	0	0	0
Black/African American & White:	0	0	0	0	0	0	0
American Indian/Alaskan Native & Black/African American:	0	0	0	0	0	0	0
Other multi-racial:	0	0	0	0	0	0	0
Asian/Pacific Islander:	0	0	0	0	0	0	0
Hispanic:	0	0	0	0	0	0	0

Total: 0 0 0 0 0 0 0  
 Female-headed Households: 0 0 0 0

Income Category:

	Owner	Renter	Total	Person
Extremely Low	0	0	0	0
Low Mod	0	0	0	0
Moderate	0	0	0	0
Non Low Moderate	0	0	0	0
Total	0	0	0	0
Percent Low/Mod	0.0%	0.0%	0.0%	0.0%

Annual Accomplishments

Accomplishment Narrative

Year # Benefiting  
 UGLG: ABILENE  
 Grant Year: 2020

Project: 0062 - CV-CDBG-CV Rental Assistance for Entitlement Communities with Existing Rental Assistance Programs Objective: Provide decent affordable housing

IDIS Activity: 48002 - 70200001002 City of Abilene - Project Outcome: Affordability  
 Activity to prevent, prepare for, and respond to Coronavirus: Yes

Status: Open Matrix Code: Subsistence Payment (05Q)  
 Location: , - National Objective: LMC

Initial Funding Date: 02/01/2021  
 Financing:  
 Funded Amount: \$203,611.32  
 Net Drawn: \$203,611.32  
 Balance: \$0.00

Description:  
 CARES funding by the state of Texas to prevent, prepare for and respond to COVID-19:  
 1. Rental Assistance for Entitlement Communities with Existing Rental Assistance Programs

Proposed Accomplishments:

People (General) : 81  
 Total Population in Service Area: 0  
 Census Tract Percent Low / Mod: 0.00



Actual Accomplishments:

Number assisted:

	Owner		Renter		Total		Person
	Total	Hispanic	Total	Hispanic	Total	Hispanic	
White:	0	0	0	0	0	0	95
Black/African American:	0	0	0	0	0	0	29
Asian:	0	0	0	0	0	0	1
American Indian/Alaskan Native:	0	0	0	0	0	0	0
Native Hawaiian/Other Pacific Islander:	0	0	0	0	0	0	0
American Indian/Alaskan Native & White:	0	0	0	0	0	0	0
Asian White:	0	0	0	0	0	0	0
Black/African American & White:	0	0	0	0	0	0	0
American Indian/Alaskan Native & Black/African American:	0	0	0	0	0	0	0
Other multi-racial:	0	0	0	0	0	0	12
Asian/Pacific Islander:	0	0	0	0	0	0	0
Hispanic:	0	0	0	0	0	0	0
Total:	0	0	0	0	0	0	137
Female-headed Households:	0		0		0		

Income Category:

	Owner	Renter	Total	Person
Extremely Low	0	0	0	16
Low Mod	0	0	0	112
Moderate	0	0	0	9
Non Low Moderate	0	0	0	0
Total	0	0	0	137
Percent Low/Mod	0.0%	0.0%	0.0%	100%

Annual Accomplishments

Accomplishment Narrative

Year # Benefiting

2020 0 Project is ongoing.

UGLG: ALLEN

Grant Year: 2020

Project: 0062 - CV-CDBG-CV Rental Assistance for Entitlement Communities with Existing Rental Assistance Programs Objective: Provide decent affordable housing

IDIS Activity: 48004 - 70200001003 City of Allen - Project  
 Activity to prevent, prepare for, and respond to Coronavirus: Yes

Outcome: Affordability

Status: Open  
 Location:

Matrix Code: Subsistence Payment (05Q)

National Objective: LMC

Initial Funding Date: 02/01/2021  
 Financing:  
 Funded Amount: \$135,000.00  
 Net Drawn: \$109,469.25  
 Balance: \$25,530.75

Description:  
 CARES funding by the state of Texas to prevent, prepare for and respond to COVID-19:  
 1.  
 Rental Assistance for Entitlement Communities with Existing Rental Assistance Programs

Proposed Accomplishments:

People (General) : 38  
 Total Population in Service Area: 0  
 Census Tract Percent Low / Mod: 0.00

Actual Accomplishments:

Number assisted:

	Owner		Renter		Total		Person
	Total	Hispanic	Total	Hispanic	Total	Hispanic	
White:	0	0	0	0	0	0	0
Black/African American:	0	0	0	0	0	0	1
Asian:	0	0	0	0	0	0	0
American Indian/Alaskan Native:	0	0	0	0	0	0	0
Native Hawaiian/Other Pacific Islander:	0	0	0	0	0	0	0
American Indian/Alaskan Native & White:	0	0	0	0	0	0	0
Asian White:	0	0	0	0	0	0	0
Black/African American & White:	0	0	0	0	0	0	0
American Indian/Alaskan Native & Black/African American:	0	0	0	0	0	0	0
Other multi-racial:	0	0	0	0	0	0	0
Asian/Pacific Islander:	0	0	0	0	0	0	0
Hispanic:	0	0	0	0	0	0	0
Total:	0	0	0	0	0	0	1

Female-headed Households: 0 0 0

Income Category:

	Owner	Renter	Total	Person
Extremely Low	0	0	0	0
Low Mod	0	0	0	0
Moderate	0	0	0	1
Non Low Moderate	0	0	0	0
Total	0	0	0	1
Percent Low/Mod	0.0%	0.0%	0.0%	100%

Annual Accomplishments

Accomplishment Narrative

Year # Benefiting  
2020

0 Project is ongoing.

UGLG:

Grant Year: 2020

Project: 0062 - CV-CDBG-CV Rental Assistance for Entitlement Communities with Existing Rental Assistance Programs Objective:

IDIS Activity: 48005 - 70200001004 City of Amarillo - Admin Outcome:

Activity to prevent, prepare for, and respond to Coronavirus: Yes

Status: Open

Matrix Code: General Program Administration (21A)

Location:

National Objective:

Initial Funding Date: 02/01/2021

Description:

Financing:

local admin

Funded Amount: \$57,513.36

Net Drawn: \$37,564.88

Balance: \$19,948.48

Proposed Accomplishments:

: 0

Total Population in Service Area: 0

Census Tract Percent Low / Mod: 0.00

Actual Accomplishments:

Number assisted:

	Owner		Renter		Total		
	Total	Hispanic	Total	Hispanic	Total	Hispanic	Person
White:	0	0	0	0	0	0	0
Black/African American:	0	0	0	0	0	0	0
Asian:	0	0	0	0	0	0	0
American Indian/Alaskan Native:	0	0	0	0	0	0	0
Native Hawaiian/Other Pacific Islander:	0	0	0	0	0	0	0
American Indian/Alaskan Native & White:	0	0	0	0	0	0	0
Asian White:	0	0	0	0	0	0	0
Black/African American & White:	0	0	0	0	0	0	0
American Indian/Alaskan Native & Black/African American:	0	0	0	0	0	0	0
Other multi-racial:	0	0	0	0	0	0	0
Asian/Pacific Islander:	0	0	0	0	0	0	0
Hispanic:	0	0	0	0	0	0	0
Total:	0	0	0	0	0	0	0
Female-headed Households:	0		0		0		

Income Category:

	Owner	Renter	Total	Person
Extremely Low	0	0	0	0
Low Mod	0	0	0	0
Moderate	0	0	0	0
Non Low Moderate	0	0	0	0
Total	0	0	0	0
Percent Low/Mod	0.0%	0.0%	0.0%	0.0%

Annual Accomplishments

Accomplishment Narrative

Year # Benefiting

UGLG: AMARILLO

Grant Year: 2020

Project: 0062 - CV-CDBG-CV Rental Assistance for Entitlement Communities with Existing Rental Assistance Programs Objective: Provide decent affordable housing

IDIS Activity: 48006 - 70200001004 City of Amarillo - Project Outcome: Affordability

Activity to prevent, prepare for, and respond to Coronavirus: Yes

Status: Open  
Location:

Matrix Code: Subsistence Payment (05Q)

National Objective: LMC

Initial Funding Date: 02/01/2021  
Financing:  
Funded Amount: \$384,897.07  
Net Drawn: \$341,797.55  
Balance: \$43,099.52

Description:  
CARES funding by the state of Texas to prevent, prepare for and respond to COVID-19:  
1.  
Rental Assistance for Entitlement Communities with Existing Rental Assistance Programs

Proposed Accomplishments:  
People (General) : 166  
Total Population in Service Area: 0  
Census Tract Percent Low / Mod: 0.00

Actual Accomplishments:

Number assisted:

	Owner		Renter		Total		Person
	Total	Hispanic	Total	Hispanic	Total	Hispanic	
White:	0	0	0	0	0	0	124
Black/African American:	0	0	0	0	0	0	45
Asian:	0	0	0	0	0	0	0
American Indian/Alaskan Native:	0	0	0	0	0	0	0
Native Hawaiian/Other Pacific Islander:	0	0	0	0	0	0	3
American Indian/Alaskan Native & White:	0	0	0	0	0	0	0
Asian White:	0	0	0	0	0	0	0
Black/African American & White:	0	0	0	0	0	0	0
American Indian/Alaskan Native & Black/African American:	0	0	0	0	0	0	0
Other multi-racial:	0	0	0	0	0	0	0
Asian/Pacific Islander:	0	0	0	0	0	0	0
Hispanic:	0	0	0	0	0	0	0
Total:	0	0	0	0	0	0	172
Female-headed Households:	0		0		0		

Income Category:

	Owner	Renter	Total	Person
Extremely Low	0	0	0	103
Low Mod	0	0	0	64
Moderate	0	0	0	5
Non Low Moderate	0	0	0	0
Total	0	0	0	172
Percent Low/Mod	0.0%	0.0%	0.0%	100%

Annual Accomplishments

Accomplishment Narrative

Year # Benefiting

2020 0 Project is ongoing.

UGLG:

Grant Year: 2020

Project: 0062 - CV-CDBG-CV Rental Assistance for Entitlement Communities with Existing Rental Assistance Programs Objective:

IDIS Activity: 48007 - 70200001005 City of Arlington - Admin Outcome:

Activity to prevent, prepare for, and respond to Coronavirus: Yes

Status: Open

Matrix Code: General Program Administration (21A)

Location:

National Objective:

Initial Funding Date: 02/01/2021

Description:

Financing:

local admin

Funded Amount: \$75,301.74

Net Drawn: \$4,155.63

Balance: \$71,146.11

Proposed Accomplishments:

: 0

Total Population in Service Area: 0

Census Tract Percent Low / Mod: 0.00

Actual Accomplishments:

Number assisted:

	Owner		Renter		Total		Person
	Total	Hispanic	Total	Hispanic	Total	Hispanic	
White:	0	0	0	0	0	0	0
Black/African American:	0	0	0	0	0	0	0
Asian:	0	0	0	0	0	0	0
American Indian/Alaskan Native:	0	0	0	0	0	0	0
Native Hawaiian/Other Pacific Islander:	0	0	0	0	0	0	0
American Indian/Alaskan Native & White:	0	0	0	0	0	0	0
Asian White:	0	0	0	0	0	0	0
Black/African American & White:	0	0	0	0	0	0	0
American Indian/Alaskan Native & Black/African American:	0	0	0	0	0	0	0
Other multi-racial:	0	0	0	0	0	0	0
Asian/Pacific Islander:	0	0	0	0	0	0	0
Hispanic:	0	0	0	0	0	0	0
Total:	0	0	0	0	0	0	0
Female-headed Households:	0		0		0		

Income Category:

	Owner	Renter	Total	Person
Extremely Low	0	0	0	0
Low Mod	0	0	0	0
Moderate	0	0	0	0
Non Low Moderate	0	0	0	0
Total	0	0	0	0
Percent Low/Mod	0.0%	0.0%	0.0%	0.0%

Annual Accomplishments

Accomplishment Narrative

Year # Benefiting  
 UGLG: ARLINGTON  
 Grant Year: 2020

Project: 0062 - CV-CDBG-CV Rental Assistance for Entitlement Communities with Existing Rental Assistance Programs Objective: Provide decent affordable housing

IDIS Activity: 48008 - 70200001005 City of Arlington - Project Outcome: Affordability

Activity to prevent, prepare for, and respond to Coronavirus: Yes

Status: Open Matrix Code: Subsistence Payment (05Q)

Location:

National Objective: LMC

Initial Funding Date: 02/01/2021  
 Financing:  
 Funded Amount: \$677,715.62  
 Net Drawn: \$223,501.87  
 Balance: \$454,213.75

Description:  
 CARES funding by the state of Texas to prevent, prepare for and respond to COVID-19:  
 1.  
 Rental Assistance for Entitlement Communities with Existing Rental Assistance Programs

Proposed Accomplishments:

People (General) : 207  
 Total Population in Service Area: 0  
 Census Tract Percent Low / Mod: 0.00

Actual Accomplishments:

Number assisted:

	Owner		Renter		Total		Person
	Total	Hispanic	Total	Hispanic	Total	Hispanic	
White:	0	0	0	0	0	0	10
Black/African American:	0	0	0	0	0	0	59
Asian:	0	0	0	0	0	0	0
American Indian/Alaskan Native:	0	0	0	0	0	0	0
Native Hawaiian/Other Pacific Islander:	0	0	0	0	0	0	0
American Indian/Alaskan Native & White:	0	0	0	0	0	0	0
Asian White:	0	0	0	0	0	0	0
Black/African American & White:	0	0	0	0	0	0	6
American Indian/Alaskan Native & Black/African American:	0	0	0	0	0	0	0
Other multi-racial:	0	0	0	0	0	0	7
Asian/Pacific Islander:	0	0	0	0	0	0	0
Hispanic:	0	0	0	0	0	0	0
Total:	0	0	0	0	0	0	82
Female-headed Households:	0		0		0		

Income Category:

Owner	Renter	Total	Person
-------	--------	-------	--------



Extremely Low	0	0	0	35
Low Mod	0	0	0	44
Moderate	0	0	0	3
Non Low Moderate	0	0	0	0
Total	0	0	0	82
Percent Low/Mod	0.0%	0.0%	0.0%	100%

Annual Accomplishments      Accomplishment Narrative

Year      # Benefiting

2020      0 Project is ongoing.

UGLG:

Grant Year:      2020

Project:      0062 - CV-CDBG-CV Rental Assistance for Entitlement Communities with Existing Rental Assistance Programs      Objective:

IDIS Activity:      48010 - 70200001006 City of Austin - Admin      Outcome:

Activity to prevent, prepare for, and respond to Coronavirus:      Yes

Status:      Open

Matrix Code:      General Program Administration (21A)

Location:

National Objective:

Initial Funding Date:      02/01/2021

Description:

Financing:

local admin

Funded Amount:      \$197,038.08

Net Drawn:      \$118,222.85

Balance:      \$78,815.23

Proposed Accomplishments:

: 0

Total Population in Service Area: 0

Census Tract Percent Low / Mod: 0.00

Actual Accomplishments:

Number assisted:

Owner                      Renter                      Total

	Total	Hispanic	Total	Hispanic	Total	Hispanic	Person
White:	0	0	0	0	0	0	0
Black/African American:	0	0	0	0	0	0	0
Asian:	0	0	0	0	0	0	0
American Indian/Alaskan Native:	0	0	0	0	0	0	0
Native Hawaiian/Other Pacific Islander:	0	0	0	0	0	0	0
American Indian/Alaskan Native & White:	0	0	0	0	0	0	0
Asian White:	0	0	0	0	0	0	0
Black/African American & White:	0	0	0	0	0	0	0
American Indian/Alaskan Native & Black/African American:	0	0	0	0	0	0	0
Other multi-racial:	0	0	0	0	0	0	0
Asian/Pacific Islander:	0	0	0	0	0	0	0
Hispanic:	0	0	0	0	0	0	0
Total:	0	0	0	0	0	0	0
Female-headed Households:	0		0		0		

Income Category:

	Owner	Renter	Total	Person
Extremely Low	0	0	0	0
Low Mod	0	0	0	0
Moderate	0	0	0	0
Non Low Moderate	0	0	0	0
Total	0	0	0	0
Percent Low/Mod	0.0%	0.0%	0.0%	0.0%

Annual Accomplishments

Accomplishment Narrative

Year # Benefiting

UGLG: CITY OF AUSTIN- NEIGHBORHOOD HOUSING COMMUNITY DEVELOPMENT

Grant Year: 2020

Project: 0062 - CV-CDBG-CV Rental Assistance for Entitlement Communities with Existing Rental Assistance Programs Objective: Provide decent affordable housing

IDIS Activity: 48011 - 70200001006 City of Austin - Project Outcome: Affordability

Activity to prevent, prepare for, and respond to Coronavirus: Yes

Status: Open Matrix Code: Subsistence Payment (05Q)

Location:

National Objective: LMC

Initial Funding Date: 02/01/2021  
 Financing:  
 Funded Amount: \$1,318,639.43  
 Net Drawn: \$531,032.89  
 Balance: \$787,606.54

Description:  
 CARES funding by the state of Texas to prevent, prepare for and respond to COVID-19:  
 1.  
 Rental Assistance for Entitlement Communities with Existing Rental Assistance Programs

Proposed Accomplishments:  
 People (General) : 358  
 Total Population in Service Area: 0  
 Census Tract Percent Low / Mod: 0.00

Actual Accomplishments:

Number assisted:

	Owner		Renter		Total		Person
	Total	Hispanic	Total	Hispanic	Total	Hispanic	
White:	0	0	0	0	0	0	6
Black/African American:	0	0	0	0	0	0	1
Asian:	0	0	0	0	0	0	0
American Indian/Alaskan Native:	0	0	0	0	0	0	0
Native Hawaiian/Other Pacific Islander:	0	0	0	0	0	0	0
American Indian/Alaskan Native & White:	0	0	0	0	0	0	0
Asian White:	0	0	0	0	0	0	0
Black/African American & White:	0	0	0	0	0	0	0
American Indian/Alaskan Native & Black/African American:	0	0	0	0	0	0	0
Other multi-racial:	0	0	0	0	0	0	0
Asian/Pacific Islander:	0	0	0	0	0	0	0
Hispanic:	0	0	0	0	0	0	0
Total:	0	0	0	0	0	0	7
Female-headed Households:	0		0		0		

Income Category:

	Owner	Renter	Total	Person
Extremely Low	0	0	0	7
Low Mod	0	0	0	0

Moderate	0	0	0	0
Non Low Moderate	0	0	0	0
Total	0	0	0	7
Percent Low/Mod	0.0%	0.0%	0.0%	100%

Annual Accomplishments Accomplishment Narrative

Year # Benefiting  
2020

0 Project is ongoing.

UGLG:

Grant Year: 2020

Project: 0068 - 2020 CD

Objective:

IDIS Activity: 48109 - 7220000 Alvord

Outcome:

Activity to prevent, prepare for, and respond to Coronavirus: No

Status: Open

Matrix Code: General Program Administration (21A)

Location:

National Objective:

Initial Funding Date: 02/01/2021

Description:

Financing:

local admin

Funded Amount: \$35,000.00

Net Drawn: \$17,500.00

Balance: \$17,500.00

Proposed Accomplishments:

: 0

Total Population in Service Area: 0

Census Tract Percent Low / Mod: 0.00

Actual Accomplishments:

Number assisted:

White:	Owner		Renter		Total		Person
	Total	Hispanic	Total	Hispanic	Total	Hispanic	
	0	0	0	0	0	0	0

Black/African American:	0	0	0	0	0	0	0
Asian:	0	0	0	0	0	0	0
American Indian/Alaskan Native:	0	0	0	0	0	0	0
Native Hawaiian/Other Pacific Islander:	0	0	0	0	0	0	0
American Indian/Alaskan Native & White:	0	0	0	0	0	0	0
Asian White:	0	0	0	0	0	0	0
Black/African American & White:	0	0	0	0	0	0	0
American Indian/Alaskan Native & Black/African American:	0	0	0	0	0	0	0
Other multi-racial:	0	0	0	0	0	0	0
Asian/Pacific Islander:	0	0	0	0	0	0	0
Hispanic:	0	0	0	0	0	0	0
Total:	0	0	0	0	0	0	0
Female-headed Households:	0		0		0		

Income Category:

	Owner	Renter	Total	Person
Extremely Low	0	0	0	0
Low Mod	0	0	0	0
Moderate	0	0	0	0
Non Low Moderate	0	0	0	0
Total	0	0	0	0
Percent Low/Mod	0.0%	0.0%	0.0%	0.0%

Annual Accomplishments

Accomplishment Narrative

Year # Benefiting

UGLG:

Grant Year: 2020

Project: 0068 - 2020 CD

Objective:

IDIS Activity: 48111 - 7220001 Angelina County

Outcome:

Activity to prevent, prepare for, and respond to Coronavirus: No

Status: Open

Matrix Code: General Program Administration (21A)

Location:

National Objective:

Initial Funding Date: 02/01/2021  
 Financing:  
 Funded Amount: \$32,000.00  
 Net Drawn: \$16,000.00  
 Balance: \$16,000.00

Description:  
 local admin

Proposed Accomplishments:

: 0  
 Total Population in Service Area: 0  
 Census Tract Percent Low / Mod: 0.00

Actual Accomplishments:

Number assisted:

	Owner		Renter		Total		Person
	Total	Hispanic	Total	Hispanic	Total	Hispanic	
White:	0	0	0	0	0	0	0
Black/African American:	0	0	0	0	0	0	0
Asian:	0	0	0	0	0	0	0
American Indian/Alaskan Native:	0	0	0	0	0	0	0
Native Hawaiian/Other Pacific Islander:	0	0	0	0	0	0	0
American Indian/Alaskan Native & White:	0	0	0	0	0	0	0
Asian White:	0	0	0	0	0	0	0
Black/African American & White:	0	0	0	0	0	0	0
American Indian/Alaskan Native & Black/African American:	0	0	0	0	0	0	0
Other multi-racial:	0	0	0	0	0	0	0
Asian/Pacific Islander:	0	0	0	0	0	0	0
Hispanic:	0	0	0	0	0	0	0
Total:	0	0	0	0	0	0	0
Female-headed Households:	0		0		0		

Income Category:

	Owner	Renter	Total	Person
Extremely Low	0	0	0	0
Low Mod	0	0	0	0
Moderate	0	0	0	0
Non Low Moderate	0	0	0	0

Total 0 0 0 0  
 Percent Low/Mod 0.0% 0.0% 0.0% 0.0%

Annual Accomplishments Accomplishment Narrative

Year # Benefiting  
 UGLG: Aangelina County  
 Grant Year: 2020  
 Project: 0068 - 2020 CD

Objective: Create suitable living environments

IDIS Activity: 48112 - 7220001 Angelina County  
 Activity to prevent, prepare for, and respond to Coronavirus: No

Outcome: Availability/accessibility

Status: Open  
 Location:  
 PO Box 908 Lufkin, TX 75902-0908

Matrix Code: Street Improvements (03K)

National Objective: LMA

Initial Funding Date: 02/01/2021  
 Financing:  
 Funded Amount: \$243,000.00  
 Net Drawn: \$30,096.00  
 Balance: \$212,904.00

Description:  
 Contractor shall, utilizing County forces and equipment, reconstruct roadways in the unincorporated community of Rivercrest to improve drainage and access.  
 Contractor shall install approximately fifteen thousand nine hundred linear feet (15,900

Proposed Accomplishments:

People (General) : 157  
 Total Population in Service Area: 157  
 Census Tract Percent Low / Mod: 98.00

Actual Accomplishments:

Number assisted:

	Owner		Renter		Total		
	Total	Hispanic	Total	Hispanic	Total	Hispanic	Person
White:	0	0	0	0	0	0	0
Black/African American:	0	0	0	0	0	0	0
Asian:	0	0	0	0	0	0	0
American Indian/Alaskan Native:	0	0	0	0	0	0	0

Native Hawaiian/Other Pacific Islander:	0	0	0	0	0	0	0
American Indian/Alaskan Native & White:	0	0	0	0	0	0	0
Asian White:	0	0	0	0	0	0	0
Black/African American & White:	0	0	0	0	0	0	0
American Indian/Alaskan Native & Black/African American:	0	0	0	0	0	0	0
Other multi-racial:	0	0	0	0	0	0	0
Asian/Pacific Islander:	0	0	0	0	0	0	0
Hispanic:	0	0	0	0	0	0	0
Total:	0	0	0	0	0	0	0
Female-headed Households:	0		0		0		

Income Category:

	Owner	Renter	Total	Person
Extremely Low	0	0	0	0
Low Mod	0	0	0	0
Moderate	0	0	0	0
Non Low Moderate	0	0	0	0
Total	0	0	0	0
Percent Low/Mod	0.0%	0.0%	0.0%	0.0%

Annual Accomplishments

Accomplishment Narrative

Year # Benefiting

UGLG:  
Grant Year: 2020  
Project: 0068 - 2020 CD

Objective:

IDIS Activity: 48113 - 7220009 Avinger  
Activity to prevent, prepare for, and respond to Coronavirus: No

Outcome:

Status: Open  
Location:

Matrix Code: General Program Administration (21A)

National Objective:

Initial Funding Date: 02/01/2021  
Financing:  
Funded Amount: \$28,750.00

Description:  
local admin



Net Drawn: \$8,625.00  
 Balance: \$20,125.00

Proposed Accomplishments:

: 0  
 Total Population in Service Area: 0  
 Census Tract Percent Low / Mod: 0.00

Actual Accomplishments:

Number assisted:

	Owner		Renter		Total		Person
	Total	Hispanic	Total	Hispanic	Total	Hispanic	
White:	0	0	0	0	0	0	0
Black/African American:	0	0	0	0	0	0	0
Asian:	0	0	0	0	0	0	0
American Indian/Alaskan Native:	0	0	0	0	0	0	0
Native Hawaiian/Other Pacific Islander:	0	0	0	0	0	0	0
American Indian/Alaskan Native & White:	0	0	0	0	0	0	0
Asian White:	0	0	0	0	0	0	0
Black/African American & White:	0	0	0	0	0	0	0
American Indian/Alaskan Native & Black/African American:	0	0	0	0	0	0	0
Other multi-racial:	0	0	0	0	0	0	0
Asian/Pacific Islander:	0	0	0	0	0	0	0
Hispanic:	0	0	0	0	0	0	0
Total:	0	0	0	0	0	0	0
Female-headed Households:	0		0		0		

Income Category:

	Owner	Renter	Total	Person
Extremely Low	0	0	0	0
Low Mod	0	0	0	0
Moderate	0	0	0	0
Non Low Moderate	0	0	0	0
Total	0	0	0	0
Percent Low/Mod	0.0%	0.0%	0.0%	0.0%

Annual Accomplishments      Accomplishment Narrative

Year # Benefiting

UGLG:

Grant Year: 2020

Project: 0068 - 2020 CD

Objective:

IDIS Activity: 48115 - 7220010 Baird

Outcome:

Activity to prevent, prepare for, and respond to Coronavirus: No

Status: Open

Matrix Code: General Program Administration (21A)

Location:

National Objective:

Initial Funding Date: 02/01/2021

Description:

Financing:

local admin

Funded Amount: \$30,250.00

Net Drawn: \$15,125.00

Balance: \$15,125.00

Proposed Accomplishments:

: 0

Total Population in Service Area: 0

Census Tract Percent Low / Mod: 0.00

Actual Accomplishments:

Number assisted:

	Owner		Renter		Total		Person
	Total	Hispanic	Total	Hispanic	Total	Hispanic	
White:	0	0	0	0	0	0	0
Black/African American:	0	0	0	0	0	0	0
Asian:	0	0	0	0	0	0	0
American Indian/Alaskan Native:	0	0	0	0	0	0	0
Native Hawaiian/Other Pacific Islander:	0	0	0	0	0	0	0
American Indian/Alaskan Native & White:	0	0	0	0	0	0	0
Asian White:	0	0	0	0	0	0	0
Black/African American & White:	0	0	0	0	0	0	0

American Indian/Alaskan Native & Black/African American:	0	0	0	0	0	0	0
Other multi-racial:	0	0	0	0	0	0	0
Asian/Pacific Islander:	0	0	0	0	0	0	0
Hispanic:	0	0	0	0	0	0	0
Total:	0	0	0	0	0	0	0
Female-headed Households:	0		0		0		

Income Category:

	Owner	Renter	Total	Person
Extremely Low	0	0	0	0
Low Mod	0	0	0	0
Moderate	0	0	0	0
Non Low Moderate	0	0	0	0
Total	0	0	0	0
Percent Low/Mod	0.0%	0.0%	0.0%	0.0%

Annual Accomplishments

Accomplishment Narrative

Year # Benefiting

UGLG:

Grant Year: 2020

Project: 0068 - 2020 CD

Objective:

IDIS Activity: 48125 - 7220029 Berryville

Outcome:

Activity to prevent, prepare for, and respond to Coronavirus: No

Status: Open

Matrix Code: General Program Administration (21A)

Location:

National Objective:

, -

Initial Funding Date: 02/01/2021

Description:

Financing:

local admin

Funded Amount: \$21,000.00

Net Drawn: \$18,900.00

Balance: \$2,100.00

Proposed Accomplishments:

: 0

Total Population in Service Area: 0

Census Tract Percent Low / Mod: 0.00

Actual Accomplishments:

Number assisted:

	Owner		Renter		Total		Person
	Total	Hispanic	Total	Hispanic	Total	Hispanic	
White:	0	0	0	0	0	0	0
Black/African American:	0	0	0	0	0	0	0
Asian:	0	0	0	0	0	0	0
American Indian/Alaskan Native:	0	0	0	0	0	0	0
Native Hawaiian/Other Pacific Islander:	0	0	0	0	0	0	0
American Indian/Alaskan Native & White:	0	0	0	0	0	0	0
Asian White:	0	0	0	0	0	0	0
Black/African American & White:	0	0	0	0	0	0	0
American Indian/Alaskan Native & Black/African American:	0	0	0	0	0	0	0
Other multi-racial:	0	0	0	0	0	0	0
Asian/Pacific Islander:	0	0	0	0	0	0	0
Hispanic:	0	0	0	0	0	0	0
Total:	0	0	0	0	0	0	0
Female-headed Households:	0		0		0		

Income Category:

	Owner	Renter	Total	Person
Extremely Low	0	0	0	0
Low Mod	0	0	0	0
Moderate	0	0	0	0
Non Low Moderate	0	0	0	0
Total	0	0	0	0
Percent Low/Mod	0.0%	0.0%	0.0%	0.0%

Annual Accomplishments

Accomplishment Narrative

Year # Benefiting

UGLG: Berryville

Grant Year: 2020

Project: 0068 - 2020 CD

Objective: Create suitable living environments

IDIS Activity: 48126 - 7220029 Berryville

Outcome: Availability/accessibility

Activity to prevent, prepare for, and respond to Coronavirus: No

Status: Open

Matrix Code: Street Improvements (03K)

Location:

PO Box 908 Frankston, TX 75763-0908

National Objective: LMA

Initial Funding Date: 02/01/2021

Description:

Financing:

Contractor shall reconstruct streets to remove a potential threat to public safety and to improve access.

Funded Amount: \$254,000.00

Net Drawn: \$204,576.33

Balance: \$49,423.67

Contractor shall reconstruct approximately one thousand eight hundred linear feet (1,800

Proposed Accomplishments:

People (General) : 94

Total Population in Service Area: 32

Census Tract Percent Low / Mod: 96.80

Actual Accomplishments:

Number assisted:

	Owner		Renter		Total		Person
	Total	Hispanic	Total	Hispanic	Total	Hispanic	
White:	0	0	0	0	0	0	0
Black/African American:	0	0	0	0	0	0	0
Asian:	0	0	0	0	0	0	0
American Indian/Alaskan Native:	0	0	0	0	0	0	0
Native Hawaiian/Other Pacific Islander:	0	0	0	0	0	0	0
American Indian/Alaskan Native & White:	0	0	0	0	0	0	0
Asian White:	0	0	0	0	0	0	0
Black/African American & White:	0	0	0	0	0	0	0
American Indian/Alaskan Native & Black/African American:	0	0	0	0	0	0	0
Other multi-racial:	0	0	0	0	0	0	0
Asian/Pacific Islander:	0	0	0	0	0	0	0

Hispanic:	0	0	0	0	0	0	0
Total:	0	0	0	0	0	0	0
Female-headed Households:	0		0		0		

Income Category:

	Owner	Renter	Total	Person
Extremely Low	0	0	0	0
Low Mod	0	0	0	0
Moderate	0	0	0	0
Non Low Moderate	0	0	0	0
Total	0	0	0	0
Percent Low/Mod	0.0%	0.0%	0.0%	0.0%

Annual Accomplishments

Accomplishment Narrative

Year # Benefiting

UGLG:  
Grant Year: 2020  
Project: 0062 - CV-CDBG-CV Rental Assistance for Entitlement Communities with Existing Rental Assistance Programs Objective:  
IDIS Activity: 48144 - 70200001008 City of Bryan - Admin Outcome:  
Activity to prevent, prepare for, and respond to Coronavirus: Yes  
Status: Open Matrix Code: General Program Administration (21A)  
Location:  
, - National Objective:  
Initial Funding Date: 02/02/2021 Description:  
Financing: Local admin.  
Funded Amount: \$21,835.21  
Net Drawn: \$6,200.87  
Balance: \$15,634.34

Proposed Accomplishments:

: 0  
Total Population in Service Area: 0

Census Tract Percent Low / Mod: 0.00

Actual Accomplishments:

Number assisted:

	Owner		Renter		Total		Person
	Total	Hispanic	Total	Hispanic	Total	Hispanic	
White:	0	0	0	0	0	0	0
Black/African American:	0	0	0	0	0	0	0
Asian:	0	0	0	0	0	0	0
American Indian/Alaskan Native:	0	0	0	0	0	0	0
Native Hawaiian/Other Pacific Islander:	0	0	0	0	0	0	0
American Indian/Alaskan Native & White:	0	0	0	0	0	0	0
Asian White:	0	0	0	0	0	0	0
Black/African American & White:	0	0	0	0	0	0	0
American Indian/Alaskan Native & Black/African American:	0	0	0	0	0	0	0
Other multi-racial:	0	0	0	0	0	0	0
Asian/Pacific Islander:	0	0	0	0	0	0	0
Hispanic:	0	0	0	0	0	0	0
Total:	0	0	0	0	0	0	0
Female-headed Households:	0		0		0		

Income Category:

	Owner	Renter	Total	Person
Extremely Low	0	0	0	0
Low Mod	0	0	0	0
Moderate	0	0	0	0
Non Low Moderate	0	0	0	0
Total	0	0	0	0
Percent Low/Mod	0.0%	0.0%	0.0%	0.0%

Annual Accomplishments

Accomplishment Narrative

Year # Benefiting

UGLG: BRYAN

Grant Year: 2020

Project: 0062 - CV-CDBG-CV Rental Assistance for Entitlement Communities with Existing Rental Assistance Programs Objective: Provide decent affordable housing

IDIS Activity: 48145 - 70200001008 City of Bryan - Project  
 Activity to prevent, prepare for, and respond to Coronavirus: Yes

Outcome: Affordability

Status: Open  
 Location:

Matrix Code: Subsistence Payment (05Q)

National Objective: LMC

Initial Funding Date: 02/02/2021  
 Financing:  
 Funded Amount: \$146,127.96  
 Net Drawn: \$143,005.00  
 Balance: \$3,122.96

Description:  
 CARES funding by the state of Texas to prevent, prepare for and respond to COVID-19:  
 1.  
 Rental Assistance for Entitlement Communities with Existing Rental Assistance Programs

Proposed Accomplishments:  
 People (General) : 59  
 Total Population in Service Area: 0  
 Census Tract Percent Low / Mod: 0.00

Actual Accomplishments:

Number assisted:

	Owner		Renter		Total		Person
	Total	Hispanic	Total	Hispanic	Total	Hispanic	
White:	0	0	0	0	0	0	33
Black/African American:	0	0	0	0	0	0	32
Asian:	0	0	0	0	0	0	0
American Indian/Alaskan Native:	0	0	0	0	0	0	1
Native Hawaiian/Other Pacific Islander:	0	0	0	0	0	0	0
American Indian/Alaskan Native & White:	0	0	0	0	0	0	0
Asian White:	0	0	0	0	0	0	0
Black/African American & White:	0	0	0	0	0	0	0
American Indian/Alaskan Native & Black/African American:	0	0	0	0	0	0	0
Other multi-racial:	0	0	0	0	0	0	0
Asian/Pacific Islander:	0	0	0	0	0	0	0
Hispanic:	0	0	0	0	0	0	0
Total:	0	0	0	0	0	0	66



Female-headed Households: 0 0 0

Income Category:

	Owner	Renter	Total	Person
Extremely Low	0	0	0	41
Low Mod	0	0	0	18
Moderate	0	0	0	7
Non Low Moderate	0	0	0	0
Total	0	0	0	66
Percent Low/Mod	0.0%	0.0%	0.0%	100%

Annual Accomplishments

Accomplishment Narrative

Year # Benefiting  
2020

0 Project is ongoing.

UGLG:

Grant Year: 2020

Project: 0062 - CV-CDBG-CV Rental Assistance for Entitlement Communities with Existing Rental Assistance Programs Objective:

IDIS Activity: 48148 - 70200001009 City of College Station - Admin Outcome:

Activity to prevent, prepare for, and respond to Coronavirus: Yes

Status: Open

Matrix Code: General Program Administration (21A)

Location:

National Objective:

Initial Funding Date: 02/02/2021

Description:

Financing:

Local admin.

Funded Amount: \$16,391.88

Net Drawn: \$16,391.88

Balance: \$0.00

Proposed Accomplishments:

: 0

Total Population in Service Area: 0

Census Tract Percent Low / Mod: 0.00

Actual Accomplishments:

Number assisted:

	Owner		Renter		Total		Person
	Total	Hispanic	Total	Hispanic	Total	Hispanic	
White:	0	0	0	0	0	0	0
Black/African American:	0	0	0	0	0	0	0
Asian:	0	0	0	0	0	0	0
American Indian/Alaskan Native:	0	0	0	0	0	0	0
Native Hawaiian/Other Pacific Islander:	0	0	0	0	0	0	0
American Indian/Alaskan Native & White:	0	0	0	0	0	0	0
Asian White:	0	0	0	0	0	0	0
Black/African American & White:	0	0	0	0	0	0	0
American Indian/Alaskan Native & Black/African American:	0	0	0	0	0	0	0
Other multi-racial:	0	0	0	0	0	0	0
Asian/Pacific Islander:	0	0	0	0	0	0	0
Hispanic:	0	0	0	0	0	0	0
Total:	0	0	0	0	0	0	0
Female-headed Households:	0		0		0		

Income Category:

	Owner	Renter	Total	Person
Extremely Low	0	0	0	0
Low Mod	0	0	0	0
Moderate	0	0	0	0
Non Low Moderate	0	0	0	0
Total	0	0	0	0
Percent Low/Mod	0.0%	0.0%	0.0%	0.0%

Annual Accomplishments

Accomplishment Narrative

Year # Benefiting

UGLG: COLLEGE STATION

Grant Year: 2020

Project: 0062 - CV-CDBG-CV Rental Assistance for Entitlement Communities with Existing Rental Assistance Programs Objective: Provide decent affordable housing

IDIS Activity: 48149 - 70200001009 City of College Station - Project Outcome: Affordability

Activity to prevent, prepare for, and respond to Coronavirus: Yes

Status: Open  
Location:

Matrix Code: Subsistence Payment (05Q)

National Objective: LMC

Initial Funding Date: 02/02/2021  
Financing:  
Funded Amount: \$122,589.80  
Net Drawn: \$122,589.80  
Balance: \$0.00

Description:  
CARES funding by the state of Texas to prevent, prepare for and respond to COVID-19:  
1.  
Rental Assistance for Entitlement Communities with Existing Rental Assistance Programs

Proposed Accomplishments:  
People (General) : 52  
Total Population in Service Area: 0  
Census Tract Percent Low / Mod: 0.00

Actual Accomplishments:

Number assisted:

	Owner		Renter		Total		Person
	Total	Hispanic	Total	Hispanic	Total	Hispanic	
White:	0	0	0	0	0	0	22
Black/African American:	0	0	0	0	0	0	32
Asian:	0	0	0	0	0	0	0
American Indian/Alaskan Native:	0	0	0	0	0	0	0
Native Hawaiian/Other Pacific Islander:	0	0	0	0	0	0	0
American Indian/Alaskan Native & White:	0	0	0	0	0	0	0
Asian White:	0	0	0	0	0	0	0
Black/African American & White:	0	0	0	0	0	0	2
American Indian/Alaskan Native & Black/African American:	0	0	0	0	0	0	0
Other multi-racial:	0	0	0	0	0	0	0
Asian/Pacific Islander:	0	0	0	0	0	0	0
Hispanic:	0	0	0	0	0	0	0
Total:	0	0	0	0	0	0	56
Female-headed Households:	0		0		0		

Income Category:

	Owner	Renter	Total	Person
Extremely Low	0	0	0	47
Low Mod	0	0	0	9
Moderate	0	0	0	0
Non Low Moderate	0	0	0	0
Total	0	0	0	56
Percent Low/Mod	0.0%	0.0%	0.0%	100%

Annual Accomplishments

Accomplishment Narrative

Year # Benefiting

2020 0 Project is complete. A total of 56 persons were assisted with rental assistance in response to COVID-19.

UGLG:

Grant Year: 2020

Project: 0062 - CV-CDBG-CV Rental Assistance for Entitlement Communities with Existing Rental Assistance Programs Objective:

IDIS Activity: 48154 - 70200001010 City of Corpus Christi - Admin Outcome:

Activity to prevent, prepare for, and respond to Coronavirus: Yes

Status: Open

Matrix Code: General Program Administration (21A)

Location:

National Objective:

Initial Funding Date: 02/02/2021

Description:

Financing:

Local admin.

Funded Amount: \$110,924.92

Net Drawn: \$33,960.21

Balance: \$76,964.71

Proposed Accomplishments:

: 0

Total Population in Service Area: 0

Census Tract Percent Low / Mod: 0.00

Actual Accomplishments:

Number assisted:

	Owner		Renter		Total		Person
	Total	Hispanic	Total	Hispanic	Total	Hispanic	
White:	0	0	0	0	0	0	0
Black/African American:	0	0	0	0	0	0	0
Asian:	0	0	0	0	0	0	0
American Indian/Alaskan Native:	0	0	0	0	0	0	0
Native Hawaiian/Other Pacific Islander:	0	0	0	0	0	0	0
American Indian/Alaskan Native & White:	0	0	0	0	0	0	0
Asian White:	0	0	0	0	0	0	0
Black/African American & White:	0	0	0	0	0	0	0
American Indian/Alaskan Native & Black/African American:	0	0	0	0	0	0	0
Other multi-racial:	0	0	0	0	0	0	0
Asian/Pacific Islander:	0	0	0	0	0	0	0
Hispanic:	0	0	0	0	0	0	0
Total:	0	0	0	0	0	0	0
Female-headed Households:	0		0		0		

Income Category:

	Owner	Renter	Total	Person
Extremely Low	0	0	0	0
Low Mod	0	0	0	0
Moderate	0	0	0	0
Non Low Moderate	0	0	0	0
Total	0	0	0	0
Percent Low/Mod	0.0%	0.0%	0.0%	0.0%

Annual Accomplishments

Accomplishment Narrative

Year # Benefiting

UGLG:

Grant Year: 2020

Project: 0068 - 2020 CD

Objective:

IDIS Activity: 48155 - 7220039 Big Spring

Outcome:

Activity to prevent, prepare for, and respond to Coronavirus: No

Status: Open

Matrix Code: General Program Administration (21A)

Location:

National Objective:

Initial Funding Date: 02/02/2021  
 Financing:  
 Funded Amount: \$40,000.00  
 Net Drawn: \$9,000.00  
 Balance: \$31,000.00

Description:  
local admin

Proposed Accomplishments:

: 0  
 Total Population in Service Area: 0  
 Census Tract Percent Low / Mod: 0.00

Actual Accomplishments:

Number assisted:

	Owner		Renter		Total		Person
	Total	Hispanic	Total	Hispanic	Total	Hispanic	
White:	0	0	0	0	0	0	0
Black/African American:	0	0	0	0	0	0	0
Asian:	0	0	0	0	0	0	0
American Indian/Alaskan Native:	0	0	0	0	0	0	0
Native Hawaiian/Other Pacific Islander:	0	0	0	0	0	0	0
American Indian/Alaskan Native & White:	0	0	0	0	0	0	0
Asian White:	0	0	0	0	0	0	0
Black/African American & White:	0	0	0	0	0	0	0
American Indian/Alaskan Native & Black/African American:	0	0	0	0	0	0	0
Other multi-racial:	0	0	0	0	0	0	0
Asian/Pacific Islander:	0	0	0	0	0	0	0
Hispanic:	0	0	0	0	0	0	0
Total:	0	0	0	0	0	0	0
Female-headed Households:	0		0		0		

Income Category:

Owner	Renter	Total	Person
-------	--------	-------	--------

Extremely Low	0	0	0	0
Low Mod	0	0	0	0
Moderate	0	0	0	0
Non Low Moderate	0	0	0	0
Total	0	0	0	0
Percent Low/Mod	0.0%	0.0%	0.0%	0.0%

Annual Accomplishments      Accomplishment Narrative

Year      # Benefiting  
 UGLG:      Big Spring  
 Grant Year:      2020

Project:      0068 - 2020 CD

Objective:      Create suitable living environments

IDIS Activity:      48156 - 7220039 Big Spring

Outcome:      Availability/accessibility

Activity to prevent, prepare for, and respond to Coronavirus:      No

Status:      Open

Matrix Code:      Water/Sewer Improvements (03J)

Location:

310 Nolan St      Big Spring, TX 79720-2657

National Objective:      LMA

Initial Funding Date:      02/02/2021  
 Financing:  
 Funded Amount:      \$360,000.00  
 Net Drawn:      \$116,844.23  
 Balance:      \$243,155.77

Description:  
 Contractor shall replace deteriorated water lines to reduce water loss and maintenance issues.  
 Contractor shall install approximately one thousand eight hundred fifty linear feet (1,850

Proposed Accomplishments:

People (General) : 58  
 Total Population in Service Area: 43  
 Census Tract Percent Low / Mod: 58.10

Actual Accomplishments:

Number assisted:

Owner		Renter		Total		Person
Total	Hispanic	Total	Hispanic	Total	Hispanic	

White:	0	0	0	0	0	0	0
Black/African American:	0	0	0	0	0	0	0
Asian:	0	0	0	0	0	0	0
American Indian/Alaskan Native:	0	0	0	0	0	0	0
Native Hawaiian/Other Pacific Islander:	0	0	0	0	0	0	0
American Indian/Alaskan Native & White:	0	0	0	0	0	0	0
Asian White:	0	0	0	0	0	0	0
Black/African American & White:	0	0	0	0	0	0	0
American Indian/Alaskan Native & Black/African American:	0	0	0	0	0	0	0
Other multi-racial:	0	0	0	0	0	0	0
Asian/Pacific Islander:	0	0	0	0	0	0	0
Hispanic:	0	0	0	0	0	0	0
Total:	0	0	0	0	0	0	0
Female-headed Households:	0		0		0		

Income Category:

	Owner	Renter	Total	Person
Extremely Low	0	0	0	0
Low Mod	0	0	0	0
Moderate	0	0	0	0
Non Low Moderate	0	0	0	0
Total	0	0	0	0
Percent Low/Mod	0.0%	0.0%	0.0%	0.0%

Annual Accomplishments

Accomplishment Narrative

Year # Benefiting  
 UGLG: CORPUS CHRISTI  
 Grant Year: 2020

Project: 0062 - CV-CDBG-CV Rental Assistance for Entitlement Communities with Existing Rental Assistance Programs Objective: Provide decent affordable housing

IDIS Activity: 48157 - 70200001010 City of Corpus Christi - Project Outcome: Affordability  
 Activity to prevent, prepare for, and respond to Coronavirus: Yes

Status: Open Matrix Code: Subsistence Payment (05Q)  
 Location:

, - National Objective: LMC



Initial Funding Date: 02/02/2021  
 Financing:  
 Funded Amount: \$742,343.73  
 Net Drawn: \$741,926.00  
 Balance: \$417.73

Description:  
 CARES funding by the state of Texas to prevent, prepare for and respond to COVID-19:  
 1.  
 Rental Assistance for Entitlement Communities with Existing Rental Assistance Programs

Proposed Accomplishments:  
 People (General) : 267  
 Total Population in Service Area: 0  
 Census Tract Percent Low / Mod: 0.00

Actual Accomplishments:

Number assisted:

	Owner		Renter		Total		Person
	Total	Hispanic	Total	Hispanic	Total	Hispanic	
White:	0	0	0	0	0	0	102
Black/African American:	0	0	0	0	0	0	10
Asian:	0	0	0	0	0	0	0
American Indian/Alaskan Native:	0	0	0	0	0	0	0
Native Hawaiian/Other Pacific Islander:	0	0	0	0	0	0	0
American Indian/Alaskan Native & White:	0	0	0	0	0	0	0
Asian White:	0	0	0	0	0	0	0
Black/African American & White:	0	0	0	0	0	0	0
American Indian/Alaskan Native & Black/African American:	0	0	0	0	0	0	0
Other multi-racial:	0	0	0	0	0	0	0
Asian/Pacific Islander:	0	0	0	0	0	0	0
Hispanic:	0	0	0	0	0	0	0
Total:	0	0	0	0	0	0	112
Female-headed Households:	0		0		0		

Income Category:

	Owner	Renter	Total	Person
Extremely Low	0	0	0	79
Low Mod	0	0	0	33
Moderate	0	0	0	0

Non Low Moderate	0	0	0	0
Total	0	0	0	112
Percent Low/Mod	0.0%	0.0%	0.0%	100%

Annual Accomplishments      Accomplishment Narrative

Year      # Benefiting

2020      0 Project is ongoing.

UGLG:

Grant Year:      2020

Project:      0068 - 2020 CD

Objective:

IDIS Activity:      48160 - 7220041 Bloomberg

Outcome:

Activity to prevent, prepare for, and respond to Coronavirus:      No

Status:      Open

Matrix Code:      General Program Administration (21A)

Location:

National Objective:

Initial Funding Date:      02/02/2021

Description:

Financing:

local admin

Funded Amount:      \$30,250.00

Net Drawn:      \$9,075.00

Balance:      \$21,175.00

Proposed Accomplishments:

: 0

Total Population in Service Area: 0

Census Tract Percent Low / Mod: 0.00

Actual Accomplishments:

Number assisted:

	Owner		Renter		Total		Person
	Total	Hispanic	Total	Hispanic	Total	Hispanic	
White:	0	0	0	0	0	0	0
Black/African American:	0	0	0	0	0	0	0

Asian:	0	0	0	0	0	0	0
American Indian/Alaskan Native:	0	0	0	0	0	0	0
Native Hawaiian/Other Pacific Islander:	0	0	0	0	0	0	0
American Indian/Alaskan Native & White:	0	0	0	0	0	0	0
Asian White:	0	0	0	0	0	0	0
Black/African American & White:	0	0	0	0	0	0	0
American Indian/Alaskan Native & Black/African American:	0	0	0	0	0	0	0
Other multi-racial:	0	0	0	0	0	0	0
Asian/Pacific Islander:	0	0	0	0	0	0	0
Hispanic:	0	0	0	0	0	0	0
Total:	0	0	0	0	0	0	0
Female-headed Households:	0		0		0		

Income Category:

	Owner	Renter	Total	Person
Extremely Low	0	0	0	0
Low Mod	0	0	0	0
Moderate	0	0	0	0
Non Low Moderate	0	0	0	0
Total	0	0	0	0
Percent Low/Mod	0.0%	0.0%	0.0%	0.0%

Annual Accomplishments

Accomplishment Narrative

Year # Benefiting

UGLG: Bloomburg

Grant Year: 2020

Project: 0068 - 2020 CD

Objective: Create suitable living environments

IDIS Activity: 48161 - 7220041 Bloomburg

Outcome: Availability/accessibility

Activity to prevent, prepare for, and respond to Coronavirus: No

Status: Open

Matrix Code: Water/Sewer Improvements (03J)

Location:

PO Box 198 Bloomburg, TX 75556-0198

National Objective: LMA

Initial Funding Date: 02/02/2021

Description:

Financing:  
 Funded Amount: \$244,750.00  
 Net Drawn: \$18,295.00  
 Balance: \$226,455.00

Contractor shall replace deteriorated sewer lines to resolve leaks and remove the public health threat.  
 Contractor shall install approximately four thousand five hundred one linear feet (4,501

Proposed Accomplishments:  
 People (General) : 86  
 Total Population in Service Area: 86  
 Census Tract Percent Low / Mod: 70.90

Actual Accomplishments:

Number assisted:

	Owner		Renter		Total		Person
	Total	Hispanic	Total	Hispanic	Total	Hispanic	
White:	0	0	0	0	0	0	0
Black/African American:	0	0	0	0	0	0	0
Asian:	0	0	0	0	0	0	0
American Indian/Alaskan Native:	0	0	0	0	0	0	0
Native Hawaiian/Other Pacific Islander:	0	0	0	0	0	0	0
American Indian/Alaskan Native & White:	0	0	0	0	0	0	0
Asian White:	0	0	0	0	0	0	0
Black/African American & White:	0	0	0	0	0	0	0
American Indian/Alaskan Native & Black/African American:	0	0	0	0	0	0	0
Other multi-racial:	0	0	0	0	0	0	0
Asian/Pacific Islander:	0	0	0	0	0	0	0
Hispanic:	0	0	0	0	0	0	0
Total:	0	0	0	0	0	0	0
Female-headed Households:	0		0		0		

Income Category:

	Owner	Renter	Total	Person
Extremely Low	0	0	0	0
Low Mod	0	0	0	0
Moderate	0	0	0	0
Non Low Moderate	0	0	0	0
Total	0	0	0	0

Percent Low/Mod 0.0% 0.0% 0.0% 0.0%

Annual Accomplishments Accomplishment Narrative

Year # Benefiting

UGLG:

Grant Year: 2020

Project: 0062 - CV-CDBG-CV Rental Assistance for Entitlement Communities with Existing Rental Assistance Programs Objective:

IDIS Activity: 48162 - 70200001011 City of Dallas - Admin Outcome:

Activity to prevent, prepare for, and respond to Coronavirus: Yes

Status: Open

Matrix Code: General Program Administration (21A)

Location:

National Objective:

Initial Funding Date: 02/02/2021

Description:

Financing:

Local admin.

Funded Amount: \$439,736.08

Net Drawn: \$226,538.64

Balance: \$213,197.44

Proposed Accomplishments:

: 0

Total Population in Service Area: 0

Census Tract Percent Low / Mod: 0.00

Actual Accomplishments:

Number assisted:

	Owner		Renter		Total		Person
	Total	Hispanic	Total	Hispanic	Total	Hispanic	
White:	0	0	0	0	0	0	0
Black/African American:	0	0	0	0	0	0	0
Asian:	0	0	0	0	0	0	0
American Indian/Alaskan Native:	0	0	0	0	0	0	0
Native Hawaiian/Other Pacific Islander:	0	0	0	0	0	0	0

American Indian/Alaskan Native & White:	0	0	0	0	0	0	0
Asian White:	0	0	0	0	0	0	0
Black/African American & White:	0	0	0	0	0	0	0
American Indian/Alaskan Native & Black/African American:	0	0	0	0	0	0	0
Other multi-racial:	0	0	0	0	0	0	0
Asian/Pacific Islander:	0	0	0	0	0	0	0
Hispanic:	0	0	0	0	0	0	0
Total:	0	0	0	0	0	0	0
Female-headed Households:	0		0		0		

Income Category:

	Owner	Renter	Total	Person
Extremely Low	0	0	0	0
Low Mod	0	0	0	0
Moderate	0	0	0	0
Non Low Moderate	0	0	0	0
Total	0	0	0	0
Percent Low/Mod	0.0%	0.0%	0.0%	0.0%

Annual Accomplishments

Accomplishment Narrative

Year	# Benefiting		
UGLG:	DALLAS		
Grant Year:	2020		
Project:	0062 - CV-CDBG-CV Rental Assistance for Entitlement Communities with Existing Rental Assistance Programs	Objective:	Provide decent affordable housing
IDIS Activity:	48163 - 70200001011 City of Dallas - Project	Outcome:	Affordability
Activity to prevent, prepare for, and respond to Coronavirus:	Yes		
Status:	Open	Matrix Code:	Subsistence Payment (05Q)
Location:		National Objective:	LMC

Initial Funding Date:	02/02/2021
Financing:	
Funded Amount:	\$2,942,849.16
Net Drawn:	\$2,010,919.26

Description:  
 CARES funding by the state of Texas to prevent, prepare for and respond to COVID-19:  
 1.  
 Rental Assistance for Entitlement Communities with Existing Rental Assistance Programs

Balance: \$931,929.90

Proposed Accomplishments:

People (General) : 820  
 Total Population in Service Area: 0  
 Census Tract Percent Low / Mod: 0.00

Actual Accomplishments:

Number assisted:

	Owner		Renter		Total		Person
	Total	Hispanic	Total	Hispanic	Total	Hispanic	
White:	0	0	0	0	0	0	18
Black/African American:	0	0	0	0	0	0	27
Asian:	0	0	0	0	0	0	0
American Indian/Alaskan Native:	0	0	0	0	0	0	0
Native Hawaiian/Other Pacific Islander:	0	0	0	0	0	0	0
American Indian/Alaskan Native & White:	0	0	0	0	0	0	0
Asian White:	0	0	0	0	0	0	0
Black/African American & White:	0	0	0	0	0	0	0
American Indian/Alaskan Native & Black/African American:	0	0	0	0	0	0	0
Other multi-racial:	0	0	0	0	0	0	15
Asian/Pacific Islander:	0	0	0	0	0	0	0
Hispanic:	0	0	0	0	0	0	0
Total:	0	0	0	0	0	0	60
Female-headed Households:	0		0		0		

Income Category:

	Owner	Renter	Total	Person
Extremely Low	0	0	0	51
Low Mod	0	0	0	9
Moderate	0	0	0	0
Non Low Moderate	0	0	0	0
Total	0	0	0	60
Percent Low/Mod	0.0%	0.0%	0.0%	100%

Annual Accomplishments

Accomplishment Narrative

Year # Benefiting

2020

0 Project is ongoing.

UGLG:

Grant Year: 2020

Project: 0062 - CV-CDBG-CV Rental Assistance for Entitlement Communities with Existing Rental Assistance Programs Objective:

IDIS Activity: 48168 - 70200001012 City of Denison - Admin Outcome:

Activity to prevent, prepare for, and respond to Coronavirus: Yes

Status: Open

Matrix Code: General Program Administration (21A)

Location:

National Objective:

Initial Funding Date: 02/02/2021

Description:

Financing:

Local admin.

Funded Amount: \$19,500.00

Net Drawn: \$12,583.36

Balance: \$6,916.64

Proposed Accomplishments:

: 0

Total Population in Service Area: 0

Census Tract Percent Low / Mod: 0.00

Actual Accomplishments:

Number assisted:

	Owner		Renter		Total		Person
	Total	Hispanic	Total	Hispanic	Total	Hispanic	
White:	0	0	0	0	0	0	0
Black/African American:	0	0	0	0	0	0	0
Asian:	0	0	0	0	0	0	0
American Indian/Alaskan Native:	0	0	0	0	0	0	0
Native Hawaiian/Other Pacific Islander:	0	0	0	0	0	0	0
American Indian/Alaskan Native & White:	0	0	0	0	0	0	0
Asian White:	0	0	0	0	0	0	0
Black/African American & White:	0	0	0	0	0	0	0



American Indian/Alaskan Native & Black/African American:	0	0	0	0	0	0	0
Other multi-racial:	0	0	0	0	0	0	0
Asian/Pacific Islander:	0	0	0	0	0	0	0
Hispanic:	0	0	0	0	0	0	0
Total:	0	0	0	0	0	0	0
Female-headed Households:	0		0		0		

Income Category:

	Owner	Renter	Total	Person
Extremely Low	0	0	0	0
Low Mod	0	0	0	0
Moderate	0	0	0	0
Non Low Moderate	0	0	0	0
Total	0	0	0	0
Percent Low/Mod	0.0%	0.0%	0.0%	0.0%

Annual Accomplishments

Accomplishment Narrative

Year # Benefiting  
 UGLG: DENISON  
 Grant Year: 2020

Project: 0062 - CV-CDBG-CV Rental Assistance for Entitlement Communities with Existing Rental Assistance Programs Objective: Provide decent affordable housing

IDIS Activity: 48169 - 70200001012 City of Denison - Project Outcome: Affordability

Activity to prevent, prepare for, and respond to Coronavirus: Yes

Status: Open Matrix Code: Subsistence Payment (05Q)

Location: , - National Objective: LMC

Initial Funding Date: 02/02/2021  
 Financing:  
 Funded Amount: \$130,500.00  
 Net Drawn: \$126,234.00  
 Balance: \$4,266.00

Description:  
 CARES funding by the state of Texas to prevent, prepare for and respond to COVID-19:  
 1.  
 Rental Assistance for Entitlement Communities with Existing Rental Assistance Programs

Proposed Accomplishments:

People (General) : 53

Total Population in Service Area: 0

Census Tract Percent Low / Mod: 0.00

Actual Accomplishments:

Number assisted:

	Owner		Renter		Total		Person
	Total	Hispanic	Total	Hispanic	Total	Hispanic	
White:	0	0	0	0	0	0	82
Black/African American:	0	0	0	0	0	0	30
Asian:	0	0	0	0	0	0	0
American Indian/Alaskan Native:	0	0	0	0	0	0	3
Native Hawaiian/Other Pacific Islander:	0	0	0		0	0	0
American Indian/Alaskan Native & White:	0	0	0	0	0	0	0
Asian White:	0	0	0	0	0	0	0
Black/African American & White:	0	0	0	0	0	0	4
American Indian/Alaskan Native & Black/African American:	0	0	0	0	0	0	0
Other multi-racial:	0	0	0	0	0	0	9
Asian/Pacific Islander:	0	0	0	0	0	0	0
Hispanic:	0	0	0	0	0	0	0
Total:	0	0	0	0	0	0	128
Female-headed Households:	0		0		0		

Income Category:

	Owner	Renter	Total	Person
Extremely Low	0	0	0	92
Low Mod	0	0	0	36
Moderate	0	0	0	0
Non Low Moderate	0	0	0	0
Total	0	0	0	128
Percent Low/Mod	0.0%	0.0%	0.0%	100%

Annual Accomplishments

Accomplishment Narrative

Year # Benefiting

2020 0 Project is ongoing.

UGLG:

Grant Year: 2020

Project: 0062 - CV-CDBG-CV Rental Assistance for Entitlement Communities with Existing Rental Assistance Programs Objective:

IDIS Activity: 48170 - 70200001013 City of Denton - Admin Outcome:

Activity to prevent, prepare for, and respond to Coronavirus: Yes

Status: Open

Matrix Code: General Program Administration (21A)

Location:

National Objective:

Initial Funding Date: 02/02/2021

Description:

Financing:

Local admin.

Funded Amount: \$18,744.41

Net Drawn: \$18,744.41

Balance: \$0.00

Proposed Accomplishments:

: 0

Total Population in Service Area: 0

Census Tract Percent Low / Mod: 0.00

Actual Accomplishments:

Number assisted:

	Owner		Renter		Total		Person
	Total	Hispanic	Total	Hispanic	Total	Hispanic	
White:	0	0	0	0	0	0	0
Black/African American:	0	0	0	0	0	0	0
Asian:	0	0	0	0	0	0	0
American Indian/Alaskan Native:	0	0	0	0	0	0	0
Native Hawaiian/Other Pacific Islander:	0	0	0	0	0	0	0
American Indian/Alaskan Native & White:	0	0	0	0	0	0	0
Asian White:	0	0	0	0	0	0	0
Black/African American & White:	0	0	0	0	0	0	0
American Indian/Alaskan Native & Black/African American:	0	0	0	0	0	0	0
Other multi-racial:	0	0	0	0	0	0	0

Asian/Pacific Islander:	0	0	0	0	0	0	0
Hispanic:	0	0	0	0	0	0	0
Total:	0	0	0	0	0	0	0
Female-headed Households:	0		0		0		

Income Category:

	Owner	Renter	Total	Person
Extremely Low	0	0	0	0
Low Mod	0	0	0	0
Moderate	0	0	0	0
Non Low Moderate	0	0	0	0
Total	0	0	0	0
Percent Low/Mod	0.0%	0.0%	0.0%	0.0%

Annual Accomplishments

Accomplishment Narrative

Year: # Benefiting  
 UGLG: Denton  
 Grant Year: 2020  
 Project: 0062 - CV-CDBG-CV Rental Assistance for Entitlement Communities with Existing Rental Assistance Programs Objective: Provide decent affordable housing  
 IDIS Activity: 48171 - 70200001013 City of Denton - Project Outcome: Affordability  
 Activity to prevent, prepare for, and respond to Coronavirus: Yes  
 Status: Open Matrix Code: Subsistence Payment (05Q)  
 Location: National Objective: LMC

Initial Funding Date: 02/02/2021  
 Financing:  
 Funded Amount: \$168,699.72  
 Net Drawn: \$168,699.72  
 Balance: \$0.00

Description:  
 CARES funding by the state of Texas to prevent, prepare for and respond to COVID-19:  
 1.  
 Rental Assistance for Entitlement Communities with Existing Rental Assistance Programs

Proposed Accomplishments:

People (General) : 47

Total Population in Service Area: 0  
 Census Tract Percent Low / Mod: 0.00

Actual Accomplishments:

Number assisted:

	Owner		Renter		Total		Person
	Total	Hispanic	Total	Hispanic	Total	Hispanic	
White:	0	0	0	0	0	0	93
Black/African American:	0	0	0	0	0	0	77
Asian:	0	0	0	0	0	0	0
American Indian/Alaskan Native:	0	0	0	0	0	0	4
Native Hawaiian/Other Pacific Islander:	0	0	0	0	0	0	0
American Indian/Alaskan Native & White:	0	0	0	0	0	0	0
Asian White:	0	0	0	0	0	0	0
Black/African American & White:	0	0	0	0	0	0	38
American Indian/Alaskan Native & Black/African American:	0	0	0	0	0	0	0
Other multi-racial:	0	0	0	0	0	0	12
Asian/Pacific Islander:	0	0	0	0	0	0	0
Hispanic:	0	0	0	0	0	0	0
Total:	0	0	0	0	0	0	224
Female-headed Households:	0		0		0		

Income Category:

	Owner	Renter	Total	Person
Extremely Low	0	0	0	179
Low Mod	0	0	0	45
Moderate	0	0	0	0
Non Low Moderate	0	0	0	0
Total	0	0	0	224
Percent Low/Mod	0.0%	0.0%	0.0%	100%

Annual Accomplishments

Accomplishment Narrative

Year # Benefiting

2020 0 Project is ongoing.

UGLG:

Grant Year: 2020

Project: 0062 - CV-CDBG-CV Rental Assistance for Entitlement Communities Objective:

with Existing Rental Assistance Programs

IDIS Activity: 48172 - 70200001014 City of DeSoto - Admin

Outcome:

Activity to prevent, prepare for, and respond to Coronavirus: Yes

Status: Open

Matrix Code: General Program Administration (21A)

Location:

National Objective:

Initial Funding Date: 02/02/2021

Description:

Financing:

Local admin.

Funded Amount: \$19,500.00

Net Drawn: \$19,500.00

Balance: \$0.00

Proposed Accomplishments:

: 0

Total Population in Service Area: 0

Census Tract Percent Low / Mod: 0.00

Actual Accomplishments:

Number assisted:

	Owner		Renter		Total		Person
	Total	Hispanic	Total	Hispanic	Total	Hispanic	
White:	0	0	0	0	0	0	0
Black/African American:	0	0	0	0	0	0	0
Asian:	0	0	0	0	0	0	0
American Indian/Alaskan Native:	0	0	0	0	0	0	0
Native Hawaiian/Other Pacific Islander:	0	0	0	0	0	0	0
American Indian/Alaskan Native & White:	0	0	0	0	0	0	0
Asian White:	0	0	0	0	0	0	0
Black/African American & White:	0	0	0	0	0	0	0
American Indian/Alaskan Native & Black/African American:	0	0	0	0	0	0	0
Other multi-racial:	0	0	0	0	0	0	0
Asian/Pacific Islander:	0	0	0	0	0	0	0
Hispanic:	0	0	0	0	0	0	0

Total: 0 0 0 0 0 0 0  
 Female-headed Households: 0 0 0 0 0 0

Income Category:

	Owner	Renter	Total	Person
Extremely Low	0	0	0	0
Low Mod	0	0	0	0
Moderate	0	0	0	0
Non Low Moderate	0	0	0	0
Total	0	0	0	0
Percent Low/Mod	0.0%	0.0%	0.0%	0.0%

Annual Accomplishments

Accomplishment Narrative

Year # Benefiting  
 UGLG: DESOTO  
 Grant Year: 2020

Project: 0062 - CV-CDBG-CV Rental Assistance for Entitlement Communities with Existing Rental Assistance Programs Objective: Provide decent affordable housing

IDIS Activity: 48173 - 70200001014 City of DeSoto - Project Outcome: Affordability  
 Activity to prevent, prepare for, and respond to Coronavirus: Yes

Status: Open Matrix Code: Subsistence Payment (05Q)  
 Location: , - National Objective: LMC

Initial Funding Date: 02/02/2021  
 Financing:  
 Funded Amount: \$130,500.00  
 Net Drawn: \$130,500.00  
 Balance: \$0.00

Description:  
 CARES funding by the state of Texas to prevent, prepare for and respond to COVID-19:  
 1. Rental Assistance for Entitlement Communities with Existing Rental Assistance Programs

Proposed Accomplishments:

People (General) : 36  
 Total Population in Service Area: 0  
 Census Tract Percent Low / Mod: 0.00

Actual Accomplishments:

Number assisted:

	Owner		Renter		Total		Person
	Total	Hispanic	Total	Hispanic	Total	Hispanic	
White:	0	0	0	0	0	0	0
Black/African American:	0	0	0	0	0	0	55
Asian:	0	0	0	0	0	0	0
American Indian/Alaskan Native:	0	0	0	0	0	0	0
Native Hawaiian/Other Pacific Islander:	0	0	0	0	0	0	0
American Indian/Alaskan Native & White:	0	0	0	0	0	0	0
Asian White:	0	0	0	0	0	0	0
Black/African American & White:	0	0	0	0	0	0	0
American Indian/Alaskan Native & Black/African American:	0	0	0	0	0	0	0
Other multi-racial:	0	0	0	0	0	0	0
Asian/Pacific Islander:	0	0	0	0	0	0	0
Hispanic:	0	0	0	0	0	0	0
Total:	0	0	0	0	0	0	55
Female-headed Households:	0		0		0		

Income Category:

	Owner	Renter	Total	Person
Extremely Low	0	0	0	35
Low Mod	0	0	0	19
Moderate	0	0	0	1
Non Low Moderate	0	0	0	0
Total	0	0	0	55
Percent Low/Mod	0.0%	0.0%	0.0%	100%

Annual Accomplishments

Accomplishment Narrative

Year # Benefiting

2020 0 Project is ongoing.

UGLG:

Grant Year: 2020

Project: 0062 - CV-CDBG-CV Rental Assistance for Entitlement Communities Objective: with Existing Rental Assistance Programs



IDIS Activity: 48176 - 70200001015 City of Edinburg - Admin  
 Activity to prevent, prepare for, and respond to Coronavirus: Yes

Outcome:

Status: Open  
 Location:

Matrix Code: General Program Administration (21A)

National Objective:

Initial Funding Date: 02/03/2021  
 Financing:  
 Funded Amount: \$32,280.46  
 Net Drawn: \$32,280.46  
 Balance: \$0.00

Description:  
 Local admin.

Proposed Accomplishments:

: 0  
 Total Population in Service Area: 0  
 Census Tract Percent Low / Mod: 0.00

Actual Accomplishments:

Number assisted:

	Owner		Renter		Total		Person
	Total	Hispanic	Total	Hispanic	Total	Hispanic	
White:	0	0	0	0	0	0	0
Black/African American:	0	0	0	0	0	0	0
Asian:	0	0	0	0	0	0	0
American Indian/Alaskan Native:	0	0	0	0	0	0	0
Native Hawaiian/Other Pacific Islander:	0	0	0	0	0	0	0
American Indian/Alaskan Native & White:	0	0	0	0	0	0	0
Asian White:	0	0	0	0	0	0	0
Black/African American & White:	0	0	0	0	0	0	0
American Indian/Alaskan Native & Black/African American:	0	0	0	0	0	0	0
Other multi-racial:	0	0	0	0	0	0	0
Asian/Pacific Islander:	0	0	0	0	0	0	0
Hispanic:	0	0	0	0	0	0	0
Total:	0	0	0	0	0	0	0

Female-headed Households: 0 0 0

Income Category:

	Owner	Renter	Total	Person
Extremely Low	0	0	0	0
Low Mod	0	0	0	0
Moderate	0	0	0	0
Non Low Moderate	0	0	0	0
Total	0	0	0	0
Percent Low/Mod	0.0%	0.0%	0.0%	0.0%

Annual Accomplishments

Accomplishment Narrative

Year # Benefiting  
UGLG: EDINBURG  
Grant Year: 2020

Project: 0062 - CV-CDBG-CV Rental Assistance for Entitlement Communities with Existing Rental Assistance Programs Objective: Provide decent affordable housing

IDIS Activity: 48177 - 70200001015 City of Edinburg - Project Outcome: Affordability  
Activity to prevent, prepare for, and respond to Coronavirus: Yes

Status: Open Matrix Code: Subsistence Payment (05Q)  
Location:

National Objective: LMC

Initial Funding Date: 02/03/2021  
Financing:  
Funded Amount: \$216,030.79  
Net Drawn: \$211,655.40  
Balance: \$4,375.39

Description:  
CARES funding by the state of Texas to prevent, prepare for and respond to COVID-19:  
1.  
Rental Assistance for Entitlement Communities with Existing Rental Assistance Programs

Proposed Accomplishments:

People (General) : 117  
Total Population in Service Area: 0  
Census Tract Percent Low / Mod: 0.00

Actual Accomplishments:

Number assisted:

	Owner		Renter		Total		Person
	Total	Hispanic	Total	Hispanic	Total	Hispanic	
White:	0	0	0	0	0	0	228
Black/African American:	0	0	0	0	0	0	1
Asian:	0	0	0	0	0	0	6
American Indian/Alaskan Native:	0	0	0	0	0	0	1
Native Hawaiian/Other Pacific Islander:	0	0	0		0	0	0
American Indian/Alaskan Native & White:	0	0	0	0	0	0	0
Asian White:	0	0	0	0	0	0	0
Black/African American & White:	0	0	0	0	0	0	0
American Indian/Alaskan Native & Black/African American:	0	0	0	0	0	0	0
Other multi-racial:	0	0	0	0	0	0	0
Asian/Pacific Islander:	0	0	0	0	0	0	0
Hispanic:	0	0	0	0	0	0	0
Total:	0	0	0	0	0	0	236
Female-headed Households:	0		0		0		

Income Category:

	Owner	Renter	Total	Person
Extremely Low	0	0	0	121
Low Mod	0	0	0	89
Moderate	0	0	0	26
Non Low Moderate	0	0	0	0
Total	0	0	0	236
Percent Low/Mod	0.0%	0.0%	0.0%	100%

Annual Accomplishments

Accomplishment Narrative

Year # Benefiting

2020 0 Project is ongoing.

UGLG:

Grant Year: 2020

Project: 0062 - CV-CDBG-CV Rental Assistance for Entitlement Communities with Existing Rental Assistance Programs Objective:

IDIS Activity: 48179 - 70200001016 City of El Paso - Admin Outcome:

Activity to prevent, prepare for, and respond to Coronavirus: Yes

Status: Canceled 04/22/2021

Matrix Code: General Program Administration (21A)

Location:

National Objective:

Initial Funding Date: 02/03/2021

Description:

Financing:

Local admin.

Funded Amount: \$0.00

Net Drawn: \$0.00

Balance: \$0.00

Proposed Accomplishments:

: 0

Total Population in Service Area: 0

Census Tract Percent Low / Mod: 0.00

Actual Accomplishments:

Number assisted:

	Owner		Renter		Total		Person
	Total	Hispanic	Total	Hispanic	Total	Hispanic	
White:	0	0	0	0	0	0	0
Black/African American:	0	0	0	0	0	0	0
Asian:	0	0	0	0	0	0	0
American Indian/Alaskan Native:	0	0	0	0	0	0	0
Native Hawaiian/Other Pacific Islander:	0	0	0	0	0	0	0
American Indian/Alaskan Native & White:	0	0	0	0	0	0	0
Asian White:	0	0	0	0	0	0	0
Black/African American & White:	0	0	0	0	0	0	0
American Indian/Alaskan Native & Black/African American:	0	0	0	0	0	0	0
Other multi-racial:	0	0	0	0	0	0	0
Asian/Pacific Islander:	0	0	0	0	0	0	0
Hispanic:	0	0	0	0	0	0	0
Total:	0	0	0	0	0	0	0
Female-headed Households:	0		0		0		

Income Category:

	Owner	Renter	Total	Person
Extremely Low	0	0	0	0
Low Mod	0	0	0	0
Moderate	0	0	0	0
Non Low Moderate	0	0	0	0
Total	0	0	0	0
Percent Low/Mod	0.0%	0.0%	0.0%	0.0%

Annual Accomplishments

Accomplishment Narrative

Year # Benefiting  
 UGLG: EL PASO  
 Grant Year: 2020

Project: 0062 - CV-CDBG-CV Rental Assistance for Entitlement Communities with Existing Rental Assistance Programs Objective: Provide decent affordable housing

IDIS Activity: 48180 - 70200001016 City of El Paso - Project Outcome: Availability/accessibility

Activity to prevent, prepare for, and respond to Coronavirus: Yes

Status: Canceled 04/22/2021 Matrix Code: Subsistence Payment (05Q)

Location: , - National Objective: LMC

Initial Funding Date: 02/03/2021  
 Financing:  
 Funded Amount: \$0.00  
 Net Drawn: \$0.00  
 Balance: \$0.00

Description:  
 CARES funding by the state of Texas to prevent, prepare for and respond to COVID-19:  
 1.  
 Rental Assistance for Entitlement Communities with Existing Rental Assistance Programs

Proposed Accomplishments:  
 People (General) : 806  
 Total Population in Service Area: 0  
 Census Tract Percent Low / Mod: 0.00

Actual Accomplishments:

Number assisted:

	Owner	Renter	Total

	Total	Hispanic	Total	Hispanic	Total	Hispanic	Person
White:	0	0	0	0	0	0	0
Black/African American:	0	0	0	0	0	0	0
Asian:	0	0	0	0	0	0	0
American Indian/Alaskan Native:	0	0	0	0	0	0	0
Native Hawaiian/Other Pacific Islander:	0	0	0	0	0	0	0
American Indian/Alaskan Native & White:	0	0	0	0	0	0	0
Asian White:	0	0	0	0	0	0	0
Black/African American & White:	0	0	0	0	0	0	0
American Indian/Alaskan Native & Black/African American:	0	0	0	0	0	0	0
Other multi-racial:	0	0	0	0	0	0	0
Asian/Pacific Islander:	0	0	0	0	0	0	0
Hispanic:	0	0	0	0	0	0	0
Total:	0	0	0	0	0	0	0
Female-headed Households:	0		0		0		

Income Category:

	Owner	Renter	Total	Person
Extremely Low	0	0	0	0
Low Mod	0	0	0	0
Moderate	0	0	0	0
Non Low Moderate	0	0	0	0
Total	0	0	0	0
Percent Low/Mod	0.0%	0.0%	0.0%	0.0%

Annual Accomplishments

Accomplishment Narrative

Year # Benefiting

UGLG:  
Grant Year: 2020  
Project: 0062 - CV-CDBG-CV Rental Assistance for Entitlement Communities with Existing Rental Assistance Programs Objective:  
IDIS Activity: 48181 - 70200001017 City of Fort Worth - Admin Outcome:  
Activity to prevent, prepare for, and respond to Coronavirus: Yes  
Status: Open Matrix Code: General Program Administration (21A)  
Location:

, -

National Objective:

Initial Funding Date: 02/03/2021  
 Financing:  
 Funded Amount: \$184,048.98  
 Net Drawn: \$36,792.11  
 Balance: \$147,256.87

Description:  
 Local admin.

Proposed Accomplishments:

: 0

Total Population in Service Area: 0

Census Tract Percent Low / Mod: 0.00

Actual Accomplishments:

Number assisted:

	Owner		Renter		Total		Person
	Total	Hispanic	Total	Hispanic	Total	Hispanic	
White:	0	0	0	0	0	0	0
Black/African American:	0	0	0	0	0	0	0
Asian:	0	0	0	0	0	0	0
American Indian/Alaskan Native:	0	0	0	0	0	0	0
Native Hawaiian/Other Pacific Islander:	0	0	0	0	0	0	0
American Indian/Alaskan Native & White:	0	0	0	0	0	0	0
Asian White:	0	0	0	0	0	0	0
Black/African American & White:	0	0	0	0	0	0	0
American Indian/Alaskan Native & Black/African American:	0	0	0	0	0	0	0
Other multi-racial:	0	0	0	0	0	0	0
Asian/Pacific Islander:	0	0	0	0	0	0	0
Hispanic:	0	0	0	0	0	0	0
Total:	0	0	0	0	0	0	0
Female-headed Households:	0		0		0		

Income Category:

	Owner	Renter	Total	Person
Extremely Low	0	0	0	0
Low Mod	0	0	0	0

Moderate	0	0	0	0
Non Low Moderate	0	0	0	0
Total	0	0	0	0
Percent Low/Mod	0.0%	0.0%	0.0%	0.0%

Annual Accomplishments Accomplishment Narrative

Year # Benefiting  
 UGLG: FORT WORTH  
 Grant Year: 2020

Project: 0062 - CV-CDBG-CV Rental Assistance for Entitlement Communities with Existing Rental Assistance Programs Objective: Provide decent affordable housing

IDIS Activity: 48182 - 70200001017 City of Fort Worth - Project Outcome: Affordability

Activity to prevent, prepare for, and respond to Coronavirus: Yes

Status: Open Matrix Code: Subsistence Payment (05Q)

Location: , - National Objective: LMC

Initial Funding Date: 02/03/2021  
 Financing:  
 Funded Amount: \$1,656,440.80  
 Net Drawn: \$971,741.81  
 Balance: \$684,698.99

Description:  
 CARES funding by the state of Texas to prevent, prepare for and respond to COVID-19:  
 1.  
 Rental Assistance for Entitlement Communities with Existing Rental Assistance Programs

Proposed Accomplishments:

People (General) : 506  
 Total Population in Service Area: 0  
 Census Tract Percent Low / Mod: 0.00

Actual Accomplishments:

Number assisted:

	Owner		Renter		Total		Person
	Total	Hispanic	Total	Hispanic	Total	Hispanic	
White:	0	0	0	0	0	0	65
Black/African American:	0	0	0	0	0	0	101



Asian:	0	0	0	0	0	0	0
American Indian/Alaskan Native:	0	0	0	0	0	0	1
Native Hawaiian/Other Pacific Islander:	0	0	0	0	0	0	1
American Indian/Alaskan Native & White:	0	0	0	0	0	0	0
Asian White:	0	0	0	0	0	0	0
Black/African American & White:	0	0	0	0	0	0	0
American Indian/Alaskan Native & Black/African American:	0	0	0	0	0	0	0
Other multi-racial:	0	0	0	0	0	0	32
Asian/Pacific Islander:	0	0	0	0	0	0	0
Hispanic:	0	0	0	0	0	0	0
Total:	0	0	0	0	0	0	200
Female-headed Households:	0		0		0		

Income Category:

	Owner	Renter	Total	Person
Extremely Low	0	0	0	124
Low Mod	0	0	0	69
Moderate	0	0	0	7
Non Low Moderate	0	0	0	0
Total	0	0	0	200
Percent Low/Mod	0.0%	0.0%	0.0%	100%

Annual Accomplishments

Accomplishment Narrative

Year # Benefiting

2020 0 Project is ongoing.

UGLG:

Grant Year: 2020

Project: 0062 - CV-CDBG-CV Rental Assistance for Entitlement Communities with Existing Rental Assistance Programs Objective:

IDIS Activity: 48183 - 70200001018 City of Galveston - Admin Outcome:

Activity to prevent, prepare for, and respond to Coronavirus: Yes

Status: Open

Matrix Code: General Program Administration (21A)

Location:

National Objective:

Initial Funding Date: 02/03/2021  
 Financing:  
 Funded Amount: \$19,500.00  
 Net Drawn: \$17,940.00  
 Balance: \$1,560.00

Description:  
 Local admin.

Proposed Accomplishments:

: 0  
 Total Population in Service Area: 0  
 Census Tract Percent Low / Mod: 0.00

Actual Accomplishments:

Number assisted:

	Owner		Renter		Total		Person
	Total	Hispanic	Total	Hispanic	Total	Hispanic	
White:	0	0	0	0	0	0	0
Black/African American:	0	0	0	0	0	0	0
Asian:	0	0	0	0	0	0	0
American Indian/Alaskan Native:	0	0	0	0	0	0	0
Native Hawaiian/Other Pacific Islander:	0	0	0	0	0	0	0
American Indian/Alaskan Native & White:	0	0	0	0	0	0	0
Asian White:	0	0	0	0	0	0	0
Black/African American & White:	0	0	0	0	0	0	0
American Indian/Alaskan Native & Black/African American:	0	0	0	0	0	0	0
Other multi-racial:	0	0	0	0	0	0	0
Asian/Pacific Islander:	0	0	0	0	0	0	0
Hispanic:	0	0	0	0	0	0	0
Total:	0	0	0	0	0	0	0
Female-headed Households:	0		0		0		

Income Category:

	Owner	Renter	Total	Person
Extremely Low	0	0	0	0
Low Mod	0	0	0	0
Moderate	0	0	0	0
Non Low Moderate	0	0	0	0

Total 0 0 0 0  
 Percent Low/Mod 0.0% 0.0% 0.0% 0.0%

Annual Accomplishments Accomplishment Narrative

Year # Benefiting  
 UGLG: Galveston  
 Grant Year: 2020

Project: 0062 - CV-CDBG-CV Rental Assistance for Entitlement Communities with Existing Rental Assistance Programs Objective: Provide decent affordable housing

IDIS Activity: 48184 - 70200001018 City of Galveston - Project Outcome: Affordability

Activity to prevent, prepare for, and respond to Coronavirus: Yes

Status: Open Matrix Code: Subsistence Payment (05Q)

Location: National Objective: LMC

Initial Funding Date: 02/03/2021  
 Financing:  
 Funded Amount: \$130,500.00  
 Net Drawn: \$94,092.50  
 Balance: \$36,407.50

Description:  
 CARES funding by the state of Texas to prevent, prepare for and respond to COVID-19:  
 1.  
 Rental Assistance for Entitlement Communities with Existing Rental Assistance Programs

Proposed Accomplishments:  
 People (General) : 42  
 Total Population in Service Area: 0  
 Census Tract Percent Low / Mod: 0.00

Actual Accomplishments:

Number assisted:

	Owner		Renter		Total		
	Total	Hispanic	Total	Hispanic	Total	Hispanic	Person
White:	0	0	0	0	0	0	16
Black/African American:	0	0	0	0	0	0	12
Asian:	0	0	0	0	0	0	0
American Indian/Alaskan Native:	0	0	0	0	0	0	0

Native Hawaiian/Other Pacific Islander:	0	0	0	0	0	0	0
American Indian/Alaskan Native & White:	0	0	0	0	0	0	1
Asian White:	0	0	0	0	0	0	0
Black/African American & White:	0	0	0	0	0	0	0
American Indian/Alaskan Native & Black/African American:	0	0	0	0	0	0	0
Other multi-racial:	0	0	0	0	0	0	0
Asian/Pacific Islander:	0	0	0	0	0	0	0
Hispanic:	0	0	0	0	0	0	0
Total:	0	0	0	0	0	0	29
Female-headed Households:	0		0		0		

Income Category:

	Owner	Renter	Total	Person
Extremely Low	0	0	0	15
Low Mod	0	0	0	12
Moderate	0	0	0	2
Non Low Moderate	0	0	0	0
Total	0	0	0	29
Percent Low/Mod	0.0%	0.0%	0.0%	100%

Annual Accomplishments

Accomplishment Narrative

Year # Benefiting

2020 0 Project is ongoing.

UGLG:

Grant Year: 2020

Project: 0062 - CV-CDBG-CV Rental Assistance for Entitlement Communities with Existing Rental Assistance Programs Objective:

IDIS Activity: 48185 - 70200001019 City of Grand Prairie - Admin Outcome:  
 Activity to prevent, prepare for, and respond to Coronavirus: Yes

Status: Open Matrix Code: General Program Administration (21A)

Location: , - National Objective:

Initial Funding Date: 02/03/2021 Description:  
 Financing: Local admin.

Funded Amount: \$36,321.07  
 Net Drawn: \$21,736.13  
 Balance: \$14,584.94

Proposed Accomplishments:

: 0  
 Total Population in Service Area: 0  
 Census Tract Percent Low / Mod: 0.00

Actual Accomplishments:

Number assisted:

	Owner		Renter		Total		Person
	Total	Hispanic	Total	Hispanic	Total	Hispanic	
White:	0	0	0	0	0	0	0
Black/African American:	0	0	0	0	0	0	0
Asian:	0	0	0	0	0	0	0
American Indian/Alaskan Native:	0	0	0	0	0	0	0
Native Hawaiian/Other Pacific Islander:	0	0	0	0	0	0	0
American Indian/Alaskan Native & White:	0	0	0	0	0	0	0
Asian White:	0	0	0	0	0	0	0
Black/African American & White:	0	0	0	0	0	0	0
American Indian/Alaskan Native & Black/African American:	0	0	0	0	0	0	0
Other multi-racial:	0	0	0	0	0	0	0
Asian/Pacific Islander:	0	0	0	0	0	0	0
Hispanic:	0	0	0	0	0	0	0
Total:	0	0	0	0	0	0	0
Female-headed Households:	0		0		0		

Income Category:

	Owner	Renter	Total	Person
Extremely Low	0	0	0	0
Low Mod	0	0	0	0
Moderate	0	0	0	0
Non Low Moderate	0	0	0	0
Total	0	0	0	0
Percent Low/Mod	0.0%	0.0%	0.0%	0.0%

Annual Accomplishments Accomplishment Narrative

Year # Benefiting

UGLG: GRAND PRAIRIE

Grant Year: 2020

Project: 0062 - CV-CDBG-CV Rental Assistance for Entitlement Communities with Existing Rental Assistance Programs Objective: Provide decent affordable housing

IDIS Activity: 48186 - 70200001019 City of Grand Prairie - Project Outcome: Affordability

Activity to prevent, prepare for, and respond to Coronavirus: Yes

Status: Open Matrix Code: Subsistence Payment (05Q)

Location: National Objective: LMC

Initial Funding Date: 02/03/2021

Financing: Description: CARES funding by the state of Texas to prevent, prepare for and respond to COVID-19:

Funded Amount: \$326,889.67 1.

Net Drawn: \$236,335.93 Rental Assistance for Entitlement Communities with Existing Rental Assistance Programs

Balance: \$90,553.74

Proposed Accomplishments:

People (General) : 91

Total Population in Service Area: 0

Census Tract Percent Low / Mod: 0.00

Actual Accomplishments:

Number assisted:

	Owner		Renter		Total		Person
	Total	Hispanic	Total	Hispanic	Total	Hispanic	
White:	0	0	0	0	0	0	41
Black/African American:	0	0	0	0	0	0	49
Asian:	0	0	0	0	0	0	0
American Indian/Alaskan Native:	0	0	0	0	0	0	0
Native Hawaiian/Other Pacific Islander:	0	0	0	0	0	0	0
American Indian/Alaskan Native & White:	0	0	0	0	0	0	0
Asian White:	0	0	0	0	0	0	0

Black/African American & White:	0	0	0	0	0	0	0
American Indian/Alaskan Native & Black/African American:	0	0	0	0	0	0	0
Other multi-racial:	0	0	0	0	0	0	6
Asian/Pacific Islander:	0	0	0	0	0	0	0
Hispanic:	0	0	0	0	0	0	0
Total:	0	0	0	0	0	0	96
Female-headed Households:	0		0		0		

Income Category:

	Owner	Renter	Total	Person
Extremely Low	0	0	0	20
Low Mod	0	0	0	68
Moderate	0	0	0	8
Non Low Moderate	0	0	0	0
Total	0	0	0	96
Percent Low/Mod	0.0%	0.0%	0.0%	100%

Annual Accomplishments

Accomplishment Narrative

Year # Benefiting  
 2020 0 Project is ongoing.

UGLG: Harlingen  
 Grant Year: 2020

Project: 0062 - CV-CDBG-CV Rental Assistance for Entitlement Communities with Existing Rental Assistance Programs Objective: Provide decent affordable housing

IDIS Activity: 48188 - 70200001020 City of Harlingen - Project Outcome: Affordability

Activity to prevent, prepare for, and respond to Coronavirus: Yes

Status: Open Matrix Code: Subsistence Payment (05Q)

Location: , - National Objective: LMC

Initial Funding Date: 02/05/2021  
 Financing:  
 Funded Amount: \$206,947.56  
 Net Drawn: \$74,068.90

Description:  
 CARES funding by the state of Texas to prevent, prepare for and respond to COVID-19:  
 1.  
 Rental Assistance for Entitlement Communities with Existing Rental Assistance Programs

Balance: \$132,878.66

Proposed Accomplishments:

People (General) : 108

Total Population in Service Area: 0

Census Tract Percent Low / Mod: 0.00

Actual Accomplishments:

Number assisted:

	Owner		Renter		Total		Person
	Total	Hispanic	Total	Hispanic	Total	Hispanic	
White:	0	0	0	0	0	0	42
Black/African American:	0	0	0	0	0	0	0
Asian:	0	0	0	0	0	0	0
American Indian/Alaskan Native:	0	0	0	0	0	0	0
Native Hawaiian/Other Pacific Islander:	0	0	0	0	0	0	0
American Indian/Alaskan Native & White:	0	0	0	0	0	0	0
Asian White:	0	0	0	0	0	0	0
Black/African American & White:	0	0	0	0	0	0	0
American Indian/Alaskan Native & Black/African American:	0	0	0	0	0	0	0
Other multi-racial:	0	0	0	0	0	0	0
Asian/Pacific Islander:	0	0	0	0	0	0	0
Hispanic:	0	0	0	0	0	0	0
Total:	0	0	0	0	0	0	42
Female-headed Households:	0		0		0		

Income Category:

	Owner	Renter	Total	Person
Extremely Low	0	0	0	38
Low Mod	0	0	0	4
Moderate	0	0	0	0
Non Low Moderate	0	0	0	0
Total	0	0	0	42
Percent Low/Mod	0.0%	0.0%	0.0%	100%

Annual Accomplishments

Accomplishment Narrative

Year # Benefiting



2020

0 Project is ongoing.

UGLG:

Grant Year: 2020

Project: 0062 - CV-CDBG-CV Rental Assistance for Entitlement Communities with Existing Rental Assistance Programs Objective:

IDIS Activity: 48192 - 70200001021 City of Houston - Admin Outcome:

Activity to prevent, prepare for, and respond to Coronavirus: Yes

Status: Open

Matrix Code: General Program Administration (21A)

Location:

National Objective:

Initial Funding Date: 02/03/2021

Description:

Financing:

Local admin.

Funded Amount: \$762,917.65

Net Drawn: \$36,949.23

Balance: \$725,968.42

Proposed Accomplishments:

: 0

Total Population in Service Area: 0

Census Tract Percent Low / Mod: 0.00

Actual Accomplishments:

Number assisted:

	Owner		Renter		Total		Person
	Total	Hispanic	Total	Hispanic	Total	Hispanic	
White:	0	0	0	0	0	0	0
Black/African American:	0	0	0	0	0	0	0
Asian:	0	0	0	0	0	0	0
American Indian/Alaskan Native:	0	0	0	0	0	0	0
Native Hawaiian/Other Pacific Islander:	0	0	0	0	0	0	0
American Indian/Alaskan Native & White:	0	0	0	0	0	0	0
Asian White:	0	0	0	0	0	0	0
Black/African American & White:	0	0	0	0	0	0	0

American Indian/Alaskan Native & Black/African American:	0	0	0	0	0	0	0
Other multi-racial:	0	0	0	0	0	0	0
Asian/Pacific Islander:	0	0	0	0	0	0	0
Hispanic:	0	0	0	0	0	0	0
Total:	0	0	0	0	0	0	0
Female-headed Households:	0		0		0		

Income Category:

	Owner	Renter	Total	Person
Extremely Low	0	0	0	0
Low Mod	0	0	0	0
Moderate	0	0	0	0
Non Low Moderate	0	0	0	0
Total	0	0	0	0
Percent Low/Mod	0.0%	0.0%	0.0%	0.0%

Annual Accomplishments

Accomplishment Narrative

Year # Benefiting  
 UGLG: Houston  
 Grant Year: 2020

Project: 0062 - CV-CDBG-CV Rental Assistance for Entitlement Communities with Existing Rental Assistance Programs Objective: Provide decent affordable housing

IDIS Activity: 48193 - 70200001021 City of Houston - Project Outcome: Affordability

Activity to prevent, prepare for, and respond to Coronavirus: Yes

Status: Open Matrix Code: Subsistence Payment (05Q)

Location: , - National Objective: LMC

Initial Funding Date: 02/03/2021

Financing: CARES funding by the state of Texas to prevent, prepare for and respond to COVID-19:

Funded Amount: \$5,105,679.63 1.

Net Drawn: \$2,162,239.49 Rental Assistance for Entitlement Communities with Existing Rental Assistance Programs

Balance: \$2,943,440.14

Proposed Accomplishments:

People (General) : 1,645

Total Population in Service Area: 0

Census Tract Percent Low / Mod: 0.00

Actual Accomplishments:

Number assisted:

	Owner		Renter		Total		Person
	Total	Hispanic	Total	Hispanic	Total	Hispanic	
White:	0	0	0	0	0	0	54
Black/African American:	0	0	0	0	0	0	157
Asian:	0	0	0	0	0	0	0
American Indian/Alaskan Native:	0	0	0	0	0	0	0
Native Hawaiian/Other Pacific Islander:	0	0	0	0	0	0	0
American Indian/Alaskan Native & White:	0	0	0	0	0	0	0
Asian White:	0	0	0	0	0	0	0
Black/African American & White:	0	0	0	0	0	0	0
American Indian/Alaskan Native & Black/African American:	0	0	0	0	0	0	0
Other multi-racial:	0	0	0	0	0	0	33
Asian/Pacific Islander:	0	0	0	0	0	0	0
Hispanic:	0	0	0	0	0	0	0
Total:	0	0	0	0	0	0	244
Female-headed Households:	0		0		0		

Income Category:

	Owner	Renter	Total	Person
Extremely Low	0	0	0	150
Low Mod	0	0	0	94
Moderate	0	0	0	0
Non Low Moderate	0	0	0	0
Total	0	0	0	244
Percent Low/Mod	0.0%	0.0%	0.0%	100%

Annual Accomplishments

Accomplishment Narrative

Year # Benefiting

2020 0 Project is ongoing.

UGLG:

Grant Year: 2020

Project: 0062 - CV-CDBG-CV Rental Assistance for Entitlement Communities with Existing Rental Assistance Programs Objective:

IDIS Activity: 48194 - 70200001022 City of Irving - Admin Outcome:

Activity to prevent, prepare for, and respond to Coronavirus: Yes

Status: Open

Matrix Code: General Program Administration (21A)

Location:

National Objective:

Initial Funding Date: 02/03/2021

Description:

Financing:

Local admin.

Funded Amount: \$45,042.28

Net Drawn: \$43,352.92

Balance: \$1,689.36

Proposed Accomplishments:

: 0

Total Population in Service Area: 0

Census Tract Percent Low / Mod: 0.00

Actual Accomplishments:

Number assisted:

	Owner		Renter		Total		Person
	Total	Hispanic	Total	Hispanic	Total	Hispanic	
White:	0	0	0	0	0	0	0
Black/African American:	0	0	0	0	0	0	0
Asian:	0	0	0	0	0	0	0
American Indian/Alaskan Native:	0	0	0	0	0	0	0
Native Hawaiian/Other Pacific Islander:	0	0	0	0	0	0	0
American Indian/Alaskan Native & White:	0	0	0	0	0	0	0
Asian White:	0	0	0	0	0	0	0
Black/African American & White:	0	0	0	0	0	0	0
American Indian/Alaskan Native & Black/African American:	0	0	0	0	0	0	0
Other multi-racial:	0	0	0	0	0	0	0

Asian/Pacific Islander:	0	0	0	0	0	0	0
Hispanic:	0	0	0	0	0	0	0
Total:	0	0	0	0	0	0	0
Female-headed Households:	0		0		0		

Income Category:

	Owner	Renter	Total	Person
Extremely Low	0	0	0	0
Low Mod	0	0	0	0
Moderate	0	0	0	0
Non Low Moderate	0	0	0	0
Total	0	0	0	0
Percent Low/Mod	0.0%	0.0%	0.0%	0.0%

Annual Accomplishments

Accomplishment Narrative

Year # Benefiting  
 UGLG: IRVING  
 Grant Year: 2020  
 Project: 0062 - CV-CDBG-CV Rental Assistance for Entitlement Communities with Existing Rental Assistance Programs Objective: Provide decent affordable housing  
 IDIS Activity: 48195 - 70200001022 City of Irving - Project Outcome: Affordability  
 Activity to prevent, prepare for, and respond to Coronavirus: Yes  
 Status: Open Matrix Code: Subsistence Payment (05Q)  
 Location: National Objective: LMC

Initial Funding Date: 02/03/2021  
 Financing:  
 Funded Amount: \$405,380.56  
 Net Drawn: \$405,380.56  
 Balance: \$0.00

Description:  
 CARES funding by the state of Texas to prevent, prepare for and respond to COVID-19:  
 1.  
 Rental Assistance for Entitlement Communities with Existing Rental Assistance Programs

Proposed Accomplishments:

People (General) : 113

Total Population in Service Area: 0  
 Census Tract Percent Low / Mod: 0.00

Actual Accomplishments:

Number assisted:

	Owner		Renter		Total		Person
	Total	Hispanic	Total	Hispanic	Total	Hispanic	
White:	0	0	0	0	0	0	75
Black/African American:	0	0	0	0	0	0	72
Asian:	0	0	0	0	0	0	3
American Indian/Alaskan Native:	0	0	0	0	0	0	0
Native Hawaiian/Other Pacific Islander:	0	0	0	0	0	0	2
American Indian/Alaskan Native & White:	0	0	0	0	0	0	0
Asian White:	0	0	0	0	0	0	0
Black/African American & White:	0	0	0	0	0	0	0
American Indian/Alaskan Native & Black/African American:	0	0	0	0	0	0	0
Other multi-racial:	0	0	0	0	0	0	14
Asian/Pacific Islander:	0	0	0	0	0	0	0
Hispanic:	0	0	0	0	0	0	0
Total:	0	0	0	0	0	0	166
Female-headed Households:	0		0		0		

Income Category:

	Owner	Renter	Total	Person
Extremely Low	0	0	0	89
Low Mod	0	0	0	42
Moderate	0	0	0	35
Non Low Moderate	0	0	0	0
Total	0	0	0	166
Percent Low/Mod	0.0%	0.0%	0.0%	100%

Annual Accomplishments

Accomplishment Narrative

Year # Benefiting

2020 0 Project is ongoing.

UGLG:

Grant Year: 2020

Project: 0062 - CV-CDBG-CV Rental Assistance for Entitlement Communities Objective:

with Existing Rental Assistance Programs

IDIS Activity: 48196 - 70200001023 City of Killeen - Admin

Outcome:

Activity to prevent, prepare for, and respond to Coronavirus: Yes

Status: Open

Matrix Code: General Program Administration (21A)

Location:

National Objective:

Initial Funding Date: 02/03/2021

Description:

Financing:

Local admin.

Funded Amount: \$54,413.23

Net Drawn: \$25,217.60

Balance: \$29,195.63

Proposed Accomplishments:

: 0

Total Population in Service Area: 0

Census Tract Percent Low / Mod: 0.00

Actual Accomplishments:

Number assisted:

	Owner		Renter		Total		Person
	Total	Hispanic	Total	Hispanic	Total	Hispanic	
White:	0	0	0	0	0	0	0
Black/African American:	0	0	0	0	0	0	0
Asian:	0	0	0	0	0	0	0
American Indian/Alaskan Native:	0	0	0	0	0	0	0
Native Hawaiian/Other Pacific Islander:	0	0	0	0	0	0	0
American Indian/Alaskan Native & White:	0	0	0	0	0	0	0
Asian White:	0	0	0	0	0	0	0
Black/African American & White:	0	0	0	0	0	0	0
American Indian/Alaskan Native & Black/African American:	0	0	0	0	0	0	0
Other multi-racial:	0	0	0	0	0	0	0
Asian/Pacific Islander:	0	0	0	0	0	0	0
Hispanic:	0	0	0	0	0	0	0

Total: 0 0 0 0 0 0 0  
 Female-headed Households: 0 0 0 0 0 0

Income Category:

	Owner	Renter	Total	Person
Extremely Low	0	0	0	0
Low Mod	0	0	0	0
Moderate	0	0	0	0
Non Low Moderate	0	0	0	0
Total	0	0	0	0
Percent Low/Mod	0.0%	0.0%	0.0%	0.0%

Annual Accomplishments

Accomplishment Narrative

Year # Benefiting  
 UGLG: KILLEEN  
 Grant Year: 2020

Project: 0062 - CV-CDBG-CV Rental Assistance for Entitlement Communities with Existing Rental Assistance Programs Objective: Provide decent affordable housing

IDIS Activity: 48197 - 70200001023 City of Killeen - Project Outcome: Affordability  
 Activity to prevent, prepare for, and respond to Coronavirus: Yes

Status: Open Matrix Code: Subsistence Payment (05Q)  
 Location:

National Objective: LMC

Initial Funding Date: 02/03/2021  
 Financing:  
 Funded Amount: \$489,719.10  
 Net Drawn: \$424,276.80  
 Balance: \$65,442.30

Description:  
 CARES funding by the state of Texas to prevent, prepare for and respond to COVID-19:  
 1. Rental Assistance for Entitlement Communities with Existing Rental Assistance Programs

Proposed Accomplishments:

People (General) : 97  
 Total Population in Service Area: 0  
 Census Tract Percent Low / Mod: 0.00



Actual Accomplishments:

Number assisted:

	Owner		Renter		Total		Person
	Total	Hispanic	Total	Hispanic	Total	Hispanic	
White:	0	0	0	0	0	0	21
Black/African American:	0	0	0	0	0	0	94
Asian:	0	0	0	0	0	0	0
American Indian/Alaskan Native:	0	0	0	0	0	0	0
Native Hawaiian/Other Pacific Islander:	0	0	0	0	0	0	0
American Indian/Alaskan Native & White:	0	0	0	0	0	0	1
Asian White:	0	0	0	0	0	0	0
Black/African American & White:	0	0	0	0	0	0	0
American Indian/Alaskan Native & Black/African American:	0	0	0	0	0	0	0
Other multi-racial:	0	0	0	0	0	0	12
Asian/Pacific Islander:	0	0	0	0	0	0	0
Hispanic:	0	0	0	0	0	0	0
Total:	0	0	0	0	0	0	128
Female-headed Households:	0		0		0		

Income Category:

	Owner	Renter	Total	Person
Extremely Low	0	0	0	60
Low Mod	0	0	0	47
Moderate	0	0	0	21
Non Low Moderate	0	0	0	0
Total	0	0	0	128
Percent Low/Mod	0.0%	0.0%	0.0%	100%

Annual Accomplishments

Accomplishment Narrative

Year # Benefiting

2020 0 Project is ongoing.

UGLG:

Grant Year: 2020

Project: 0062 - CV-CDBG-CV Rental Assistance for Entitlement Communities Objective:  
with Existing Rental Assistance Programs

IDIS Activity: 48198 - 70200001024 City of Laredo - Admin  
 Activity to prevent, prepare for, and respond to Coronavirus: Yes

Outcome:

Status: Open  
 Location:

Matrix Code: General Program Administration (21A)

National Objective:

Initial Funding Date: 02/03/2021  
 Financing:  
 Funded Amount: \$102,370.98  
 Net Drawn: \$102,370.98  
 Balance: \$0.00

Description:  
 Local admin.

Proposed Accomplishments:

: 0  
 Total Population in Service Area: 0  
 Census Tract Percent Low / Mod: 0.00

Actual Accomplishments:

Number assisted:

	Owner		Renter		Total		Person
	Total	Hispanic	Total	Hispanic	Total	Hispanic	
White:	0	0	0	0	0	0	0
Black/African American:	0	0	0	0	0	0	0
Asian:	0	0	0	0	0	0	0
American Indian/Alaskan Native:	0	0	0	0	0	0	0
Native Hawaiian/Other Pacific Islander:	0	0	0	0	0	0	0
American Indian/Alaskan Native & White:	0	0	0	0	0	0	0
Asian White:	0	0	0	0	0	0	0
Black/African American & White:	0	0	0	0	0	0	0
American Indian/Alaskan Native & Black/African American:	0	0	0	0	0	0	0
Other multi-racial:	0	0	0	0	0	0	0
Asian/Pacific Islander:	0	0	0	0	0	0	0
Hispanic:	0	0	0	0	0	0	0
Total:	0	0	0	0	0	0	0

Female-headed Households: 0 0 0

Income Category:

	Owner	Renter	Total	Person
Extremely Low	0	0	0	0
Low Mod	0	0	0	0
Moderate	0	0	0	0
Non Low Moderate	0	0	0	0
Total	0	0	0	0
Percent Low/Mod	0.0%	0.0%	0.0%	0.0%

Annual Accomplishments

Accomplishment Narrative

Year # Benefiting  
UGLG: LAREDO  
Grant Year: 2020

Project: 0062 - CV-CDBG-CV Rental Assistance for Entitlement Communities with Existing Rental Assistance Programs Objective: Provide decent affordable housing

IDIS Activity: 48199 - 70200001024 City of Laredo - Project Outcome: Affordability  
Activity to prevent, prepare for, and respond to Coronavirus: Yes

Status: Open Matrix Code: Subsistence Payment (05Q)  
Location:

National Objective: LMC

Initial Funding Date: 02/03/2021  
Financing:  
Funded Amount: \$685,098.07  
Net Drawn: \$681,166.22  
Balance: \$3,931.85

Description:  
CARES funding by the state of Texas to prevent, prepare for and respond to COVID-19:  
1.  
Rental Assistance for Entitlement Communities with Existing Rental Assistance Programs

Proposed Accomplishments:

People (General) : 293  
Total Population in Service Area: 0  
Census Tract Percent Low / Mod: 0.00

Actual Accomplishments:

Number assisted:

	Owner		Renter		Total		Person
	Total	Hispanic	Total	Hispanic	Total	Hispanic	
White:	0	0	0	0	0	0	504
Black/African American:	0	0	0	0	0	0	13
Asian:	0	0	0	0	0	0	0
American Indian/Alaskan Native:	0	0	0	0	0	0	0
Native Hawaiian/Other Pacific Islander:	0	0	0	0	0	0	0
American Indian/Alaskan Native & White:	0	0	0	0	0	0	0
Asian White:	0	0	0	0	0	0	0
Black/African American & White:	0	0	0	0	0	0	0
American Indian/Alaskan Native & Black/African American:	0	0	0	0	0	0	0
Other multi-racial:	0	0	0	0	0	0	27
Asian/Pacific Islander:	0	0	0	0	0	0	0
Hispanic:	0	0	0	0	0	0	0
Total:	0	0	0	0	0	0	544
Female-headed Households:	0		0		0		

Income Category:

	Owner	Renter	Total	Person
Extremely Low	0	0	0	457
Low Mod	0	0	0	46
Moderate	0	0	0	41
Non Low Moderate	0	0	0	0
Total	0	0	0	544
Percent Low/Mod	0.0%	0.0%	0.0%	100%

Annual Accomplishments

Accomplishment Narrative

Year # Benefiting

2020 0 Project is ongoing.

UGLG:

Grant Year: 2020

Project: 0062 - CV-CDBG-CV Rental Assistance for Entitlement Communities with Existing Rental Assistance Programs Objective:

IDIS Activity: 48200 - 70200001025 City of League City - Admin Outcome:

Activity to prevent, prepare for, and respond to Coronavirus: Yes

Status: Canceled 04/22/2021

Matrix Code: General Program Administration (21A)

Location:

National Objective:

Initial Funding Date: 02/03/2021

Description:

Financing:

Local admin.

Funded Amount: \$0.00

Net Drawn: \$0.00

Balance: \$0.00

Proposed Accomplishments:

: 0

Total Population in Service Area: 0

Census Tract Percent Low / Mod: 0.00

Actual Accomplishments:

Number assisted:

	Owner		Renter		Total		Person
	Total	Hispanic	Total	Hispanic	Total	Hispanic	
White:	0	0	0	0	0	0	0
Black/African American:	0	0	0	0	0	0	0
Asian:	0	0	0	0	0	0	0
American Indian/Alaskan Native:	0	0	0	0	0	0	0
Native Hawaiian/Other Pacific Islander:	0	0	0	0	0	0	0
American Indian/Alaskan Native & White:	0	0	0	0	0	0	0
Asian White:	0	0	0	0	0	0	0
Black/African American & White:	0	0	0	0	0	0	0
American Indian/Alaskan Native & Black/African American:	0	0	0	0	0	0	0
Other multi-racial:	0	0	0	0	0	0	0
Asian/Pacific Islander:	0	0	0	0	0	0	0
Hispanic:	0	0	0	0	0	0	0
Total:	0	0	0	0	0	0	0
Female-headed Households:	0		0		0		

Income Category:

	Owner	Renter	Total	Person
Extremely Low	0	0	0	0
Low Mod	0	0	0	0
Moderate	0	0	0	0
Non Low Moderate	0	0	0	0
Total	0	0	0	0
Percent Low/Mod	0.0%	0.0%	0.0%	0.0%

Annual Accomplishments

Accomplishment Narrative

Year # Benefiting  
 UGLG: LEAGUE CITY  
 Grant Year: 2020

Project: 0062 - CV-CDBG-CV Rental Assistance for Entitlement Communities with Existing Rental Assistance Programs Objective: Provide decent affordable housing

IDIS Activity: 48201 - 70200001025 City of League City - Project Outcome: Availability/accessibility  
 Activity to prevent, prepare for, and respond to Coronavirus: Yes

Status: Canceled 04/22/2021 Matrix Code: Subsistence Payment (05Q)  
 Location: , - National Objective: LMC

Initial Funding Date: 02/03/2021 Description:  
 Financing: CARES funding by the state of Texas to prevent, prepare for and respond to COVID-19:  
 Funded Amount: \$0.00 1.  
 Net Drawn: \$0.00 Rental Assistance for Entitlement Communities with Existing Rental Assistance Programs  
 Balance: \$0.00

Proposed Accomplishments:  
 People (General) : 43  
 Total Population in Service Area: 0  
 Census Tract Percent Low / Mod: 0.00

Actual Accomplishments:

Number assisted:

	Owner	Renter	Total

	Total	Hispanic	Total	Hispanic	Total	Hispanic	Person
White:	0	0	0	0	0	0	0
Black/African American:	0	0	0	0	0	0	0
Asian:	0	0	0	0	0	0	0
American Indian/Alaskan Native:	0	0	0	0	0	0	0
Native Hawaiian/Other Pacific Islander:	0	0	0	0	0	0	0
American Indian/Alaskan Native & White:	0	0	0	0	0	0	0
Asian White:	0	0	0	0	0	0	0
Black/African American & White:	0	0	0	0	0	0	0
American Indian/Alaskan Native & Black/African American:	0	0	0	0	0	0	0
Other multi-racial:	0	0	0	0	0	0	0
Asian/Pacific Islander:	0	0	0	0	0	0	0
Hispanic:	0	0	0	0	0	0	0
Total:	0	0	0	0	0	0	0
Female-headed Households:	0		0		0		

Income Category:

	Owner	Renter	Total	Person
Extremely Low	0	0	0	0
Low Mod	0	0	0	0
Moderate	0	0	0	0
Non Low Moderate	0	0	0	0
Total	0	0	0	0
Percent Low/Mod	0.0%	0.0%	0.0%	0.0%

Annual Accomplishments

Accomplishment Narrative

Year # Benefiting

UGLG:  
Grant Year: 2020  
Project: 0062 - CV-CDBG-CV Rental Assistance for Entitlement Communities with Existing Rental Assistance Programs Objective:  
IDIS Activity: 48202 - 70200001026 City of Lewisville - Admin Outcome:  
Activity to prevent, prepare for, and respond to Coronavirus: Yes  
Status: Open Matrix Code: General Program Administration (21A)  
Location:

, -

National Objective:

Initial Funding Date: 02/03/2021  
 Financing:  
 Funded Amount: \$15,183.33  
 Net Drawn: \$15,183.33  
 Balance: \$0.00

Description:  
 Local admin.

Proposed Accomplishments:

: 0

Total Population in Service Area: 0

Census Tract Percent Low / Mod: 0.00

Actual Accomplishments:

Number assisted:

	Owner		Renter		Total		Person
	Total	Hispanic	Total	Hispanic	Total	Hispanic	
White:	0	0	0	0	0	0	0
Black/African American:	0	0	0	0	0	0	0
Asian:	0	0	0	0	0	0	0
American Indian/Alaskan Native:	0	0	0	0	0	0	0
Native Hawaiian/Other Pacific Islander:	0	0	0	0	0	0	0
American Indian/Alaskan Native & White:	0	0	0	0	0	0	0
Asian White:	0	0	0	0	0	0	0
Black/African American & White:	0	0	0	0	0	0	0
American Indian/Alaskan Native & Black/African American:	0	0	0	0	0	0	0
Other multi-racial:	0	0	0	0	0	0	0
Asian/Pacific Islander:	0	0	0	0	0	0	0
Hispanic:	0	0	0	0	0	0	0
Total:	0	0	0	0	0	0	0
Female-headed Households:	0		0		0		

Income Category:

	Owner	Renter	Total	Person
Extremely Low	0	0	0	0
Low Mod	0	0	0	0



Moderate	0	0	0	0
Non Low Moderate	0	0	0	0
Total	0	0	0	0
Percent Low/Mod	0.0%	0.0%	0.0%	0.0%

Annual Accomplishments Accomplishment Narrative

Year # Benefiting  
 UGLG: LEWISVILLE  
 Grant Year: 2020

Project: 0062 - CV-CDBG-CV Rental Assistance for Entitlement Communities with Existing Rental Assistance Programs Objective: Provide decent affordable housing

IDIS Activity: 48203 - 70200001026 City of Lewisville - Project Outcome: Affordability

Activity to prevent, prepare for, and respond to Coronavirus: Yes

Status: Open Matrix Code: Subsistence Payment (05Q)

Location: , - National Objective: LMC

Initial Funding Date: 02/03/2021  
 Financing:  
 Funded Amount: \$136,649.92  
 Net Drawn: \$136,649.92  
 Balance: \$0.00

Description:  
 CARES funding by the state of Texas to prevent, prepare for and respond to COVID-19:  
 1.  
 Rental Assistance for Entitlement Communities with Existing Rental Assistance Programs

Proposed Accomplishments:

People (General) : 38  
 Total Population in Service Area: 0  
 Census Tract Percent Low / Mod: 0.00

Actual Accomplishments:

Number assisted:

	Owner		Renter		Total		Person
	Total	Hispanic	Total	Hispanic	Total	Hispanic	
White:	0	0	0	0	0	0	2
Black/African American:	0	0	0	0	0	0	10

Asian:	0	0	0	0	0	0	0
American Indian/Alaskan Native:	0	0	0	0	0	0	0
Native Hawaiian/Other Pacific Islander:	0	0	0	0	0	0	0
American Indian/Alaskan Native & White:	0	0	0	0	0	0	0
Asian White:	0	0	0	0	0	0	0
Black/African American & White:	0	0	0	0	0	0	0
American Indian/Alaskan Native & Black/African American:	0	0	0	0	0	0	0
Other multi-racial:	0	0	0	0	0	0	4
Asian/Pacific Islander:	0	0	0	0	0	0	0
Hispanic:	0	0	0	0	0	0	0
Total:	0	0	0	0	0	0	16
Female-headed Households:	0		0		0		

Income Category:

	Owner	Renter	Total	Person
Extremely Low	0	0	0	13
Low Mod	0	0	0	1
Moderate	0	0	0	2
Non Low Moderate	0	0	0	0
Total	0	0	0	16
Percent Low/Mod	0.0%	0.0%	0.0%	100%

Annual Accomplishments

Accomplishment Narrative

Year # Benefiting

2020 0 Project is ongoing.

UGLG:

Grant Year: 2020

Project: 0062 - CV-CDBG-CV Rental Assistance for Entitlement Communities Objective:  
with Existing Rental Assistance Programs

IDIS Activity: 48204 - 70200001027 City of Lubbock - Admin Outcome:

Activity to prevent, prepare for, and respond to Coronavirus: Yes

Status: Open

Matrix Code: General Program Administration (21A)

Location:

National Objective:

Initial Funding Date: 02/03/2021  
 Financing:  
 Funded Amount: \$47,685.87  
 Net Drawn: \$47,685.87  
 Balance: \$0.00

Description:  
 Local admin.

Proposed Accomplishments:

: 0  
 Total Population in Service Area: 0  
 Census Tract Percent Low / Mod: 0.00

Actual Accomplishments:

Number assisted:

	Owner		Renter		Total		Person
	Total	Hispanic	Total	Hispanic	Total	Hispanic	
White:	0	0	0	0	0	0	0
Black/African American:	0	0	0	0	0	0	0
Asian:	0	0	0	0	0	0	0
American Indian/Alaskan Native:	0	0	0	0	0	0	0
Native Hawaiian/Other Pacific Islander:	0	0	0	0	0	0	0
American Indian/Alaskan Native & White:	0	0	0	0	0	0	0
Asian White:	0	0	0	0	0	0	0
Black/African American & White:	0	0	0	0	0	0	0
American Indian/Alaskan Native & Black/African American:	0	0	0	0	0	0	0
Other multi-racial:	0	0	0	0	0	0	0
Asian/Pacific Islander:	0	0	0	0	0	0	0
Hispanic:	0	0	0	0	0	0	0
Total:	0	0	0	0	0	0	0
Female-headed Households:	0		0		0		

Income Category:

	Owner	Renter	Total	Person
Extremely Low	0	0	0	0
Low Mod	0	0	0	0
Moderate	0	0	0	0
Non Low Moderate	0	0	0	0

Total 0 0 0 0  
 Percent Low/Mod 0.0% 0.0% 0.0% 0.0%

Annual Accomplishments Accomplishment Narrative

Year # Benefiting  
 UGLG: LUBBOCK  
 Grant Year: 2020

Project: 0062 - CV-CDBG-CV Rental Assistance for Entitlement Communities with Existing Rental Assistance Programs Objective: Provide decent affordable housing

IDIS Activity: 48206 - 70200001027 City of Lubbock - Project Outcome: Affordability

Activity to prevent, prepare for, and respond to Coronavirus: Yes

Status: Open Matrix Code: Subsistence Payment (05Q)

Location: National Objective: LMC

Initial Funding Date: 02/03/2021  
 Financing:  
 Funded Amount: \$429,172.79  
 Net Drawn: \$429,172.79  
 Balance: \$0.00

Description:  
 CARES funding by the state of Texas to prevent, prepare for and respond to COVID-19:  
 1.  
 Rental Assistance for Entitlement Communities with Existing Rental Assistance Programs

Proposed Accomplishments:

People (General) : 177  
 Total Population in Service Area: 0  
 Census Tract Percent Low / Mod: 0.00

Actual Accomplishments:

Number assisted:

	Owner		Renter		Total		Person
	Total	Hispanic	Total	Hispanic	Total	Hispanic	
White:	0	0	0	0	0	0	216
Black/African American:	0	0	0	0	0	0	99
Asian:	0	0	0	0	0	0	0
American Indian/Alaskan Native:	0	0	0	0	0	0	1

Native Hawaiian/Other Pacific Islander:	0	0	0	0	0	0	0
American Indian/Alaskan Native & White:	0	0	0	0	0	0	0
Asian White:	0	0	0	0	0	0	0
Black/African American & White:	0	0	0	0	0	0	0
American Indian/Alaskan Native & Black/African American:	0	0	0	0	0	0	0
Other multi-racial:	0	0	0	0	0	0	19
Asian/Pacific Islander:	0	0	0	0	0	0	0
Hispanic:	0	0	0	0	0	0	0
Total:	0	0	0	0	0	0	335
Female-headed Households:	0		0		0		

Income Category:

	Owner	Renter	Total	Person
Extremely Low	0	0	0	179
Low Mod	0	0	0	119
Moderate	0	0	0	37
Non Low Moderate	0	0	0	0
Total	0	0	0	335
Percent Low/Mod	0.0%	0.0%	0.0%	100%

Annual Accomplishments

Accomplishment Narrative

Year # Benefiting  
2020

0 Project is still ongoing.

UGLG:

Grant Year: 2020

Project: 0062 - CV-CDBG-CV Rental Assistance for Entitlement Communities with Existing Rental Assistance Programs Objective:

IDIS Activity: 48207 - 70200001028 City of McAllen - Admin Outcome:  
Activity to prevent, prepare for, and respond to Coronavirus: Yes

Status: Open Matrix Code: General Program Administration (21A)

Location: , - National Objective:

Initial Funding Date: 02/03/2021 Description:  
Financing: Local admin.

Funded Amount: \$43,977.50  
 Net Drawn: \$21,413.63  
 Balance: \$22,563.87

Proposed Accomplishments:

: 0  
 Total Population in Service Area: 0  
 Census Tract Percent Low / Mod: 0.00

Actual Accomplishments:

Number assisted:

	Owner		Renter		Total		Person
	Total	Hispanic	Total	Hispanic	Total	Hispanic	
White:	0	0	0	0	0	0	0
Black/African American:	0	0	0	0	0	0	0
Asian:	0	0	0	0	0	0	0
American Indian/Alaskan Native:	0	0	0	0	0	0	0
Native Hawaiian/Other Pacific Islander:	0	0	0	0	0	0	0
American Indian/Alaskan Native & White:	0	0	0	0	0	0	0
Asian White:	0	0	0	0	0	0	0
Black/African American & White:	0	0	0	0	0	0	0
American Indian/Alaskan Native & Black/African American:	0	0	0	0	0	0	0
Other multi-racial:	0	0	0	0	0	0	0
Asian/Pacific Islander:	0	0	0	0	0	0	0
Hispanic:	0	0	0	0	0	0	0
Total:	0	0	0	0	0	0	0
Female-headed Households:	0		0		0		

Income Category:

	Owner	Renter	Total	Person
Extremely Low	0	0	0	0
Low Mod	0	0	0	0
Moderate	0	0	0	0
Non Low Moderate	0	0	0	0
Total	0	0	0	0
Percent Low/Mod	0.0%	0.0%	0.0%	0.0%

Annual Accomplishments Accomplishment Narrative

Year # Benefiting  
 UGLG: MCALLEN  
 Grant Year: 2020

Project: 0062 - CV-CDBG-CV Rental Assistance for Entitlement Communities with Existing Rental Assistance Programs Objective: Provide decent affordable housing

IDIS Activity: 48208 - 70200001028 City of McAllen - Project Outcome: Affordability

Activity to prevent, prepare for, and respond to Coronavirus: Yes

Status: Open Matrix Code: Subsistence Payment (05Q)

Location: National Objective: LMC

Initial Funding Date: 02/03/2021  
 Financing:  
 Funded Amount: \$395,797.53  
 Net Drawn: \$304,406.58  
 Balance: \$91,390.95

Description:  
 CARES funding by the state of Texas to prevent, prepare for and respond to COVID-19:  
 1.  
 Rental Assistance for Entitlement Communities with Existing Rental Assistance Programs

Proposed Accomplishments:

People (General) : 214  
 Total Population in Service Area: 0  
 Census Tract Percent Low / Mod: 0.00

Actual Accomplishments:

Number assisted:

	Owner		Renter		Total		Person
	Total	Hispanic	Total	Hispanic	Total	Hispanic	
White:	0	0	0	0	0	0	118
Black/African American:	0	0	0	0	0	0	2
Asian:	0	0	0	0	0	0	0
American Indian/Alaskan Native:	0	0	0	0	0	0	0
Native Hawaiian/Other Pacific Islander:	0	0	0	0	0	0	0
American Indian/Alaskan Native & White:	0	0	0	0	0	0	0
Asian White:	0	0	0	0	0	0	0

Black/African American & White:	0	0	0	0	0	0	0
American Indian/Alaskan Native & Black/African American:	0	0	0	0	0	0	0
Other multi-racial:	0	0	0	0	0	0	0
Asian/Pacific Islander:	0	0	0	0	0	0	0
Hispanic:	0	0	0	0	0	0	0
Total:	0	0	0	0	0	0	120
Female-headed Households:	0		0		0		

Income Category:

	Owner	Renter	Total	Person
Extremely Low	0	0	0	92
Low Mod	0	0	0	17
Moderate	0	0	0	11
Non Low Moderate	0	0	0	0
Total	0	0	0	120
Percent Low/Mod	0.0%	0.0%	0.0%	100%

Annual Accomplishments

Accomplishment Narrative

Year # Benefiting  
2020

0 Project is ongoing.

UGLG:

Grant Year: 2020

Project: 0062 - CV-CDBG-CV Rental Assistance for Entitlement Communities with Existing Rental Assistance Programs Objective:

IDIS Activity: 48209 - 70200001029 City of McKinney - Admin Outcome:

Activity to prevent, prepare for, and respond to Coronavirus: Yes

Status: Open

Matrix Code: General Program Administration (21A)

Location:

National Objective:

Initial Funding Date: 02/03/2021

Description:

Financing:

Local admin.

Funded Amount: \$22,299.41

Net Drawn: \$3,512.99



Balance: \$18,786.42

Proposed Accomplishments:

: 0

Total Population in Service Area: 0

Census Tract Percent Low / Mod: 0.00

Actual Accomplishments:

Number assisted:

	Owner		Renter		Total		Person
	Total	Hispanic	Total	Hispanic	Total	Hispanic	
White:	0	0	0	0	0	0	0
Black/African American:	0	0	0	0	0	0	0
Asian:	0	0	0	0	0	0	0
American Indian/Alaskan Native:	0	0	0	0	0	0	0
Native Hawaiian/Other Pacific Islander:	0	0	0	0	0	0	0
American Indian/Alaskan Native & White:	0	0	0	0	0	0	0
Asian White:	0	0	0	0	0	0	0
Black/African American & White:	0	0	0	0	0	0	0
American Indian/Alaskan Native & Black/African American:	0	0	0	0	0	0	0
Other multi-racial:	0	0	0	0	0	0	0
Asian/Pacific Islander:	0	0	0	0	0	0	0
Hispanic:	0	0	0	0	0	0	0
Total:	0	0	0	0	0	0	0
Female-headed Households:	0		0		0		

Income Category:

	Owner	Renter	Total	Person
Extremely Low	0	0	0	0
Low Mod	0	0	0	0
Moderate	0	0	0	0
Non Low Moderate	0	0	0	0
Total	0	0	0	0
Percent Low/Mod	0.0%	0.0%	0.0%	0.0%

Annual Accomplishments	Accomplishment Narrative
Year	# Benefiting

UGLG: MCKINNEY

Grant Year: 2020

Project: 0062 - CV-CDBG-CV Rental Assistance for Entitlement Communities with Existing Rental Assistance Programs Objective: Provide decent affordable housing

IDIS Activity: 48210 - 70200001029 City of McKinney - Project Outcome: Affordability

Activity to prevent, prepare for, and respond to Coronavirus: Yes

Status: Open

Matrix Code: Subsistence Payment (05Q)

Location:

National Objective: LMC

Initial Funding Date: 02/03/2021

Financing: Description: CARES funding by the state of Texas to prevent, prepare for and respond to COVID-19:

Funded Amount: \$200,694.70 1.

Net Drawn: \$200,694.70 Rental Assistance for Entitlement Communities with Existing Rental Assistance Programs

Balance: \$0.00

Proposed Accomplishments:

People (General) : 56

Total Population in Service Area: 0

Census Tract Percent Low / Mod: 0.00

Actual Accomplishments:

Number assisted:

	Owner		Renter		Total		Person
	Total	Hispanic	Total	Hispanic	Total	Hispanic	
White:	0	0	0	0	0	0	10
Black/African American:	0	0	0	0	0	0	40
Asian:	0	0	0	0	0	0	0
American Indian/Alaskan Native:	0	0	0	0	0	0	0
Native Hawaiian/Other Pacific Islander:	0	0	0	0	0	0	0
American Indian/Alaskan Native & White:	0	0	0	0	0	0	0
Asian White:	0	0	0	0	0	0	0
Black/African American & White:	0	0	0	0	0	0	0
American Indian/Alaskan Native & Black/African American:	0	0	0	0	0	0	0

Other multi-racial:	0	0	0	0	0	0	0
Asian/Pacific Islander:	0	0	0	0	0	0	0
Hispanic:	0	0	0	0	0	0	0
Total:	0	0	0	0	0	0	50
Female-headed Households:	0		0		0		

Income Category:

	Owner	Renter	Total	Person
Extremely Low	0	0	0	25
Low Mod	0	0	0	23
Moderate	0	0	0	2
Non Low Moderate	0	0	0	0
Total	0	0	0	50
Percent Low/Mod	0.0%	0.0%	0.0%	100%

Annual Accomplishments

Accomplishment Narrative

Year # Benefiting

2020 0 Project is ongoing.

UGLG:

Grant Year: 2020

Project: 0062 - CV-CDBG-CV Rental Assistance for Entitlement Communities with Existing Rental Assistance Programs Objective:

IDIS Activity: 48211 - 70200001030 City of Mesquite - Admin Outcome:

Activity to prevent, prepare for, and respond to Coronavirus: Yes

Status: Open

Matrix Code: General Program Administration (21A)

Location:

National Objective:

, -

Initial Funding Date: 02/03/2021

Description:

Financing:

Local admin.

Funded Amount: \$31,118.04

Net Drawn: \$5,684.46

Balance: \$25,433.58

Proposed Accomplishments:

: 0

Total Population in Service Area: 0

Census Tract Percent Low / Mod: 0.00

Actual Accomplishments:

Number assisted:

	Owner		Renter		Total		Person
	Total	Hispanic	Total	Hispanic	Total	Hispanic	
White:	0	0	0	0	0	0	0
Black/African American:	0	0	0	0	0	0	0
Asian:	0	0	0	0	0	0	0
American Indian/Alaskan Native:	0	0	0	0	0	0	0
Native Hawaiian/Other Pacific Islander:	0	0	0	0	0	0	0
American Indian/Alaskan Native & White:	0	0	0	0	0	0	0
Asian White:	0	0	0	0	0	0	0
Black/African American & White:	0	0	0	0	0	0	0
American Indian/Alaskan Native & Black/African American:	0	0	0	0	0	0	0
Other multi-racial:	0	0	0	0	0	0	0
Asian/Pacific Islander:	0	0	0	0	0	0	0
Hispanic:	0	0	0	0	0	0	0
Total:	0	0	0	0	0	0	0
Female-headed Households:	0		0		0		

Income Category:

	Owner	Renter	Total	Person
Extremely Low	0	0	0	0
Low Mod	0	0	0	0
Moderate	0	0	0	0
Non Low Moderate	0	0	0	0
Total	0	0	0	0
Percent Low/Mod	0.0%	0.0%	0.0%	0.0%

Annual Accomplishments

Accomplishment Narrative

Year # Benefiting

UGLG: MESQUITE

Grant Year: 2020

Project: 0062 - CV-CDBG-CV Rental Assistance for Entitlement Communities with Existing Rental Assistance Programs Objective: Provide decent affordable housing

IDIS Activity: 48212 - 70200001030 City of Mesquite - Project Outcome: Affordability

Activity to prevent, prepare for, and respond to Coronavirus: Yes

Status: Open Matrix Code: Subsistence Payment (05Q)

Location: National Objective: LMC

Initial Funding Date: 02/03/2021  
 Financing:  
 Funded Amount: \$280,062.32  
 Net Drawn: \$275,915.78  
 Balance: \$4,146.54

Description:  
 CARES funding by the state of Texas to prevent, prepare for and respond to COVID-19:  
 1.  
 Rental Assistance for Entitlement Communities with Existing Rental Assistance Programs

Proposed Accomplishments:

People (General) : 78  
 Total Population in Service Area: 0  
 Census Tract Percent Low / Mod: 0.00

Actual Accomplishments:

Number assisted:

	Owner		Renter		Total		Person
	Total	Hispanic	Total	Hispanic	Total	Hispanic	
White:	0	0	0	0	0	0	288
Black/African American:	0	0	0	0	0	0	140
Asian:	0	0	0	0	0	0	0
American Indian/Alaskan Native:	0	0	0	0	0	0	0
Native Hawaiian/Other Pacific Islander:	0	0	0	0	0	0	0
American Indian/Alaskan Native & White:	0	0	0	0	0	0	0
Asian White:	0	0	0	0	0	0	0
Black/African American & White:	0	0	0	0	0	0	75
American Indian/Alaskan Native & Black/African American:	0	0	0	0	0	0	0
Other multi-racial:	0	0	0	0	0	0	0
Asian/Pacific Islander:	0	0	0	0	0	0	0

Hispanic:	0	0	0	0	0	0	0
Total:	0	0	0	0	0	0	503
Female-headed Households:	0		0		0		

Income Category:

	Owner	Renter	Total	Person
Extremely Low	0	0	0	346
Low Mod	0	0	0	122
Moderate	0	0	0	35
Non Low Moderate	0	0	0	0
Total	0	0	0	503
Percent Low/Mod	0.0%	0.0%	0.0%	100%

Annual Accomplishments

Accomplishment Narrative

Year # Benefiting

2020 0 Project is ongoing.

UGLG:

Grant Year: 2020

Project: 0062 - CV-CDBG-CV Rental Assistance for Entitlement Communities with Existing Rental Assistance Programs Objective:

IDIS Activity: 48213 - 70200001031 City of Mission - Admin Outcome:

Activity to prevent, prepare for, and respond to Coronavirus: Yes

Status: Open

Matrix Code: General Program Administration (21A)

Location:

National Objective:

Initial Funding Date: 02/03/2021

Description:

Financing:

Local admin.

Funded Amount: \$25,534.92

Net Drawn: \$7,232.67

Balance: \$18,302.25

Proposed Accomplishments:

: 0

Total Population in Service Area: 0  
 Census Tract Percent Low / Mod: 0.00

Actual Accomplishments:

Number assisted:

	Owner		Renter		Total		Person
	Total	Hispanic	Total	Hispanic	Total	Hispanic	
White:	0	0	0	0	0	0	0
Black/African American:	0	0	0	0	0	0	0
Asian:	0	0	0	0	0	0	0
American Indian/Alaskan Native:	0	0	0	0	0	0	0
Native Hawaiian/Other Pacific Islander:	0	0	0	0	0	0	0
American Indian/Alaskan Native & White:	0	0	0	0	0	0	0
Asian White:	0	0	0	0	0	0	0
Black/African American & White:	0	0	0	0	0	0	0
American Indian/Alaskan Native & Black/African American:	0	0	0	0	0	0	0
Other multi-racial:	0	0	0	0	0	0	0
Asian/Pacific Islander:	0	0	0	0	0	0	0
Hispanic:	0	0	0	0	0	0	0
Total:	0	0	0	0	0	0	0
Female-headed Households:	0		0		0		

Income Category:

	Owner	Renter	Total	Person
Extremely Low	0	0	0	0
Low Mod	0	0	0	0
Moderate	0	0	0	0
Non Low Moderate	0	0	0	0
Total	0	0	0	0
Percent Low/Mod	0.0%	0.0%	0.0%	0.0%

Annual Accomplishments

Accomplishment Narrative

Year # Benefiting

UGLG: MISSION

Grant Year: 2020

Project: 0062 - CV-CDBG-CV Rental Assistance for Entitlement Communities Objective: Provide decent affordable housing

with Existing Rental Assistance Programs

IDIS Activity: 48214 - 70200001031 City of Mission - Project  
 Activity to prevent, prepare for, and respond to Coronavirus: Yes

Outcome: Affordability

Status: Open  
 Location:

Matrix Code: Subsistence Payment (05Q)

National Objective: LMC

Initial Funding Date: 02/03/2021  
 Financing:  
 Funded Amount: \$229,814.26  
 Net Drawn: \$221,781.80  
 Balance: \$8,032.46

Description:  
 CARES funding by the state of Texas to prevent, prepare for and respond to COVID-19:  
 1.  
 Rental Assistance for Entitlement Communities with Existing Rental Assistance Programs

Proposed Accomplishments:  
 People (General) : 124  
 Total Population in Service Area: 0  
 Census Tract Percent Low / Mod: 0.00

Actual Accomplishments:

Number assisted:

	Owner		Renter		Total		Person
	Total	Hispanic	Total	Hispanic	Total	Hispanic	
White:	0	0	0	0	0	0	113
Black/African American:	0	0	0	0	0	0	0
Asian:	0	0	0	0	0	0	0
American Indian/Alaskan Native:	0	0	0	0	0	0	0
Native Hawaiian/Other Pacific Islander:	0	0	0	0	0	0	0
American Indian/Alaskan Native & White:	0	0	0	0	0	0	0
Asian White:	0	0	0	0	0	0	0
Black/African American & White:	0	0	0	0	0	0	0
American Indian/Alaskan Native & Black/African American:	0	0	0	0	0	0	0
Other multi-racial:	0	0	0	0	0	0	0
Asian/Pacific Islander:	0	0	0	0	0	0	0
Hispanic:	0	0	0	0	0	0	0



Total: 0 0 0 0 0 0 113  
 Female-headed Households: 0 0 0 0

Income Category:

	Owner	Renter	Total	Person
Extremely Low	0	0	0	100
Low Mod	0	0	0	9
Moderate	0	0	0	4
Non Low Moderate	0	0	0	0
Total	0	0	0	113
Percent Low/Mod	0.0%	0.0%	0.0%	100%

Annual Accomplishments

Accomplishment Narrative

Year # Benefiting  
 2020

0 Project is ongoing.

UGLG:

Grant Year: 2020

Project: 0062 - CV-CDBG-CV Rental Assistance for Entitlement Communities with Existing Rental Assistance Programs Objective:

IDIS Activity: 48215 - 70200001032 City of Missouri City - Admin Outcome:

Activity to prevent, prepare for, and respond to Coronavirus: Yes

Status: Canceled 05/10/2021

Matrix Code: General Program Administration (21A)

Location:

National Objective:

Initial Funding Date: 02/03/2021

Description:

Financing:

Local admin.

Funded Amount: \$0.00

Net Drawn: \$0.00

Balance: \$0.00

Proposed Accomplishments:

: 0

Total Population in Service Area: 0

Census Tract Percent Low / Mod: 0.00

Actual Accomplishments:

Number assisted:

	Owner		Renter		Total		Person
	Total	Hispanic	Total	Hispanic	Total	Hispanic	
White:	0	0	0	0	0	0	0
Black/African American:	0	0	0	0	0	0	0
Asian:	0	0	0	0	0	0	0
American Indian/Alaskan Native:	0	0	0	0	0	0	0
Native Hawaiian/Other Pacific Islander:	0	0	0	0	0	0	0
American Indian/Alaskan Native & White:	0	0	0	0	0	0	0
Asian White:	0	0	0	0	0	0	0
Black/African American & White:	0	0	0	0	0	0	0
American Indian/Alaskan Native & Black/African American:	0	0	0	0	0	0	0
Other multi-racial:	0	0	0	0	0	0	0
Asian/Pacific Islander:	0	0	0	0	0	0	0
Hispanic:	0	0	0	0	0	0	0
Total:	0	0	0	0	0	0	0
Female-headed Households:	0		0		0		

Income Category:

	Owner	Renter	Total	Person
Extremely Low	0	0	0	0
Low Mod	0	0	0	0
Moderate	0	0	0	0
Non Low Moderate	0	0	0	0
Total	0	0	0	0
Percent Low/Mod	0.0%	0.0%	0.0%	0.0%

Annual Accomplishments

Accomplishment Narrative

Year # Benefiting

UGLG: MISSOURI CITY

Grant Year: 2020

Project: 0062 - CV-CDBG-CV Rental Assistance for Entitlement Communities Objective: Provide decent affordable housing with Existing Rental Assistance Programs

IDIS Activity: 48216 - 70200001032 City of Missouri City - Project  
 Activity to prevent, prepare for, and respond to Coronavirus: Yes

Outcome: Availability/accessibility

Status: Canceled 05/10/2021

Matrix Code: Subsistence Payment (05Q)

Location:

National Objective: LMC

Initial Funding Date: 02/03/2021

Description:

Financing:

CARES funding by the state of Texas to prevent, prepare for and respond to COVID-19:

Funded Amount: \$0.00

1.

Net Drawn: \$0.00

Rental Assistance for Entitlement Communities with Existing Rental Assistance Programs

Balance: \$0.00

Proposed Accomplishments:

People (General) : 42

Total Population in Service Area: 0

Census Tract Percent Low / Mod: 0.00

Actual Accomplishments:

Number assisted:

	Owner		Renter		Total		Person
	Total	Hispanic	Total	Hispanic	Total	Hispanic	
White:	0	0	0	0	0	0	0
Black/African American:	0	0	0	0	0	0	0
Asian:	0	0	0	0	0	0	0
American Indian/Alaskan Native:	0	0	0	0	0	0	0
Native Hawaiian/Other Pacific Islander:	0	0	0	0	0	0	0
American Indian/Alaskan Native & White:	0	0	0	0	0	0	0
Asian White:	0	0	0	0	0	0	0
Black/African American & White:	0	0	0	0	0	0	0
American Indian/Alaskan Native & Black/African American:	0	0	0	0	0	0	0
Other multi-racial:	0	0	0	0	0	0	0
Asian/Pacific Islander:	0	0	0	0	0	0	0
Hispanic:	0	0	0	0	0	0	0
Total:	0	0	0	0	0	0	0

Female-headed Households: 0 0 0

Income Category:

	Owner	Renter	Total	Person
Extremely Low	0	0	0	0
Low Mod	0	0	0	0
Moderate	0	0	0	0
Non Low Moderate	0	0	0	0
Total	0	0	0	0
Percent Low/Mod	0.0%	0.0%	0.0%	0.0%

Annual Accomplishments

Accomplishment Narrative

Year # Benefiting  
UGLG: Pearland  
Grant Year: 2020

Project: 0062 - CV-CDBG-CV Rental Assistance for Entitlement Communities with Existing Rental Assistance Programs Objective: Provide decent affordable housing

IDIS Activity: 48219 - 70200001033 City of Pearland - Project Outcome: Affordability  
Activity to prevent, prepare for, and respond to Coronavirus: Yes

Status: Open Matrix Code: Subsistence Payment (05Q)  
Location:

National Objective: LMC

Initial Funding Date: 02/04/2021  
Financing:  
Funded Amount: \$153,322.63  
Net Drawn: \$151,370.21  
Balance: \$1,952.42

Description:  
CARES funding by the state of Texas to prevent, prepare for and respond to COVID-19:  
1.  
Rental Assistance for Entitlement Communities with Existing Rental Assistance Programs

Proposed Accomplishments:

People (General) : 43  
Total Population in Service Area: 0  
Census Tract Percent Low / Mod: 0.00

Actual Accomplishments:

Number assisted:

	Owner		Renter		Total		Person
	Total	Hispanic	Total	Hispanic	Total	Hispanic	
White:	0	0	0	0	0	0	5
Black/African American:	0	0	0	0	0	0	14
Asian:	0	0	0	0	0	0	1
American Indian/Alaskan Native:	0	0	0	0	0	0	0
Native Hawaiian/Other Pacific Islander:	0	0	0	0	0	0	0
American Indian/Alaskan Native & White:	0	0	0	0	0	0	0
Asian White:	0	0	0	0	0	0	0
Black/African American & White:	0	0	0	0	0	0	0
American Indian/Alaskan Native & Black/African American:	0	0	0	0	0	0	0
Other multi-racial:	0	0	0	0	0	0	0
Asian/Pacific Islander:	0	0	0	0	0	0	0
Hispanic:	0	0	0	0	0	0	0
Total:	0	0	0	0	0	0	20
Female-headed Households:	0		0		0		

Income Category:

	Owner	Renter	Total	Person
Extremely Low	0	0	0	15
Low Mod	0	0	0	5
Moderate	0	0	0	0
Non Low Moderate	0	0	0	0
Total	0	0	0	20
Percent Low/Mod	0.0%	0.0%	0.0%	100%

Annual Accomplishments

Accomplishment Narrative

Year # Benefiting

2020 0 Project is ongoing.

UGLG:

Grant Year: 2020

Project: 0062 - CV-CDBG-CV Rental Assistance for Entitlement Communities with Existing Rental Assistance Programs Objective:

IDIS Activity: 48220 - 70200001034 City of Plano - Admin Outcome:

Activity to prevent, prepare for, and respond to Coronavirus: Yes

Status: Open  
Location:

Matrix Code: General Program Administration (21A)

National Objective:

Initial Funding Date: 02/04/2021  
Financing:  
Funded Amount: \$49,492.09  
Net Drawn: \$34,387.80  
Balance: \$15,104.29

Description:  
Local admin.

Proposed Accomplishments:

: 0  
Total Population in Service Area: 0  
Census Tract Percent Low / Mod: 0.00

Actual Accomplishments:

Number assisted:

	Owner		Renter		Total		Person
	Total	Hispanic	Total	Hispanic	Total	Hispanic	
White:	0	0	0	0	0	0	0
Black/African American:	0	0	0	0	0	0	0
Asian:	0	0	0	0	0	0	0
American Indian/Alaskan Native:	0	0	0	0	0	0	0
Native Hawaiian/Other Pacific Islander:	0	0	0	0	0	0	0
American Indian/Alaskan Native & White:	0	0	0	0	0	0	0
Asian White:	0	0	0	0	0	0	0
Black/African American & White:	0	0	0	0	0	0	0
American Indian/Alaskan Native & Black/African American:	0	0	0	0	0	0	0
Other multi-racial:	0	0	0	0	0	0	0
Asian/Pacific Islander:	0	0	0	0	0	0	0
Hispanic:	0	0	0	0	0	0	0
Total:	0	0	0	0	0	0	0
Female-headed Households:	0		0		0		

Income Category:

	Owner	Renter	Total	Person
Extremely Low	0	0	0	0
Low Mod	0	0	0	0
Moderate	0	0	0	0
Non Low Moderate	0	0	0	0
Total	0	0	0	0
Percent Low/Mod	0.0%	0.0%	0.0%	0.0%

Annual Accomplishments

Accomplishment Narrative

Year # Benefiting  
 UGLG: PLANO  
 Grant Year: 2020

Project: 0062 - CV-CDBG-CV Rental Assistance for Entitlement Communities with Existing Rental Assistance Programs Objective: Provide decent affordable housing

IDIS Activity: 48221 - 70200001034 City of Plano - Project Outcome: Affordability

Activity to prevent, prepare for, and respond to Coronavirus: Yes

Status: Open Matrix Code: Subsistence Payment (05Q)

Location: National Objective: LMC

Initial Funding Date: 02/04/2021  
 Financing:  
 Funded Amount: \$331,216.31  
 Net Drawn: \$331,216.31  
 Balance: \$0.00

Description:  
 CARES funding by the state of Texas to prevent, prepare for and respond to COVID-19:  
 1.  
 Rental Assistance for Entitlement Communities with Existing Rental Assistance Programs

Proposed Accomplishments:

People (General) : 92  
 Total Population in Service Area: 0  
 Census Tract Percent Low / Mod: 0.00

Actual Accomplishments:

Number assisted:

Owner Renter Total

	Total	Hispanic	Total	Hispanic	Total	Hispanic	Person
White:	0	0	0	0	0	0	27
Black/African American:	0	0	0	0	0	0	66
Asian:	0	0	0	0	0	0	4
American Indian/Alaskan Native:	0	0	0	0	0	0	0
Native Hawaiian/Other Pacific Islander:	0	0	0	0	0	0	0
American Indian/Alaskan Native & White:	0	0	0	0	0	0	0
Asian White:	0	0	0	0	0	0	0
Black/African American & White:	0	0	0	0	0	0	0
American Indian/Alaskan Native & Black/African American:	0	0	0	0	0	0	0
Other multi-racial:	0	0	0	0	0	0	0
Asian/Pacific Islander:	0	0	0	0	0	0	0
Hispanic:	0	0	0	0	0	0	0
Total:	0	0	0	0	0	0	97
Female-headed Households:	0		0		0		

Income Category:

	Owner	Renter	Total	Person
Extremely Low	0	0	0	90
Low Mod	0	0	0	7
Moderate	0	0	0	0
Non Low Moderate	0	0	0	0
Total	0	0	0	97
Percent Low/Mod	0.0%	0.0%	0.0%	100%

Annual Accomplishments

Accomplishment Narrative

Year # Benefiting

2020 0 Project is ongoing.

UGLG:

Grant Year: 2020

Project: 0062 - CV-CDBG-CV Rental Assistance for Entitlement Communities with Existing Rental Assistance Programs Objective:

IDIS Activity: 48222 - 70200001035 City of San Angelo - Admin Outcome:

Activity to prevent, prepare for, and respond to Coronavirus: Yes

Status: Open

Matrix Code: General Program Administration (21A)



Location:

National Objective:

Initial Funding Date: 02/04/2021  
 Financing:  
 Funded Amount: \$19,791.92  
 Net Drawn: \$19,791.92  
 Balance: \$0.00

Description:  
Local admin.

Proposed Accomplishments:

: 0  
 Total Population in Service Area: 0  
 Census Tract Percent Low / Mod: 0.00

Actual Accomplishments:

Number assisted:

	Owner		Renter		Total		Person
	Total	Hispanic	Total	Hispanic	Total	Hispanic	
White:	0	0	0	0	0	0	0
Black/African American:	0	0	0	0	0	0	0
Asian:	0	0	0	0	0	0	0
American Indian/Alaskan Native:	0	0	0	0	0	0	0
Native Hawaiian/Other Pacific Islander:	0	0	0	0	0	0	0
American Indian/Alaskan Native & White:	0	0	0	0	0	0	0
Asian White:	0	0	0	0	0	0	0
Black/African American & White:	0	0	0	0	0	0	0
American Indian/Alaskan Native & Black/African American:	0	0	0	0	0	0	0
Other multi-racial:	0	0	0	0	0	0	0
Asian/Pacific Islander:	0	0	0	0	0	0	0
Hispanic:	0	0	0	0	0	0	0
Total:	0	0	0	0	0	0	0
Female-headed Households:	0		0		0		

Income Category:

Owner	Renter	Total	Person
-------	--------	-------	--------

Extremely Low	0	0	0	0
Low Mod	0	0	0	0
Moderate	0	0	0	0
Non Low Moderate	0	0	0	0
Total	0	0	0	0
Percent Low/Mod	0.0%	0.0%	0.0%	0.0%

Annual Accomplishments Accomplishment Narrative

Year # Benefiting  
 UGLG: SAN ANGELO  
 Grant Year: 2020

Project: 0062 - CV-CDBG-CV Rental Assistance for Entitlement Communities with Existing Rental Assistance Programs Objective: Provide decent affordable housing

IDIS Activity: 48223 - 70200001035 City of San Angelo - Project Outcome: Affordability

Activity to prevent, prepare for, and respond to Coronavirus: Yes

Status: Open Matrix Code: Subsistence Payment (05Q)

Location: , - National Objective: LMC

Initial Funding Date: 02/04/2021  
 Financing:  
 Funded Amount: \$178,127.29  
 Net Drawn: \$173,073.76  
 Balance: \$5,053.53

Description:  
 CARES funding by the state of Texas to prevent, prepare for and respond to COVID-19:  
 1.  
 Rental Assistance for Entitlement Communities with Existing Rental Assistance Programs

Proposed Accomplishments:

People (General) : 71  
 Total Population in Service Area: 0  
 Census Tract Percent Low / Mod: 0.00

Actual Accomplishments:

Number assisted:

Owner		Renter		Total		Person
Total	Hispanic	Total	Hispanic	Total	Hispanic	

White:	0	0	0	0	0	0	23
Black/African American:	0	0	0	0	0	0	4
Asian:	0	0	0	0	0	0	0
American Indian/Alaskan Native:	0	0	0	0	0	0	2
Native Hawaiian/Other Pacific Islander:	0	0	0		0	0	0
American Indian/Alaskan Native & White:	0	0	0	0	0	0	0
Asian White:	0	0	0	0	0	0	0
Black/African American & White:	0	0	0	0	0	0	0
American Indian/Alaskan Native & Black/African American:	0	0	0	0	0	0	0
Other multi-racial:	0	0	0	0	0	0	0
Asian/Pacific Islander:	0	0	0	0	0	0	0
Hispanic:	0	0	0	0	0	0	0
Total:	0	0	0	0	0	0	29
Female-headed Households:	0		0		0		

Income Category:

	Owner	Renter	Total	Person
Extremely Low	0	0	0	8
Low Mod	0	0	0	17
Moderate	0	0	0	4
Non Low Moderate	0	0	0	0
Total	0	0	0	29
Percent Low/Mod	0.0%	0.0%	0.0%	100%

Annual Accomplishments

Accomplishment Narrative

Year	# Benefiting
2020	0 Project is ongoing.

UGLG:

Grant Year: 2020

Project: 0062 - CV-CDBG-CV Rental Assistance for Entitlement Communities with Existing Rental Assistance Programs Objective:

IDIS Activity: 48224 - 70200001036 City of San Antonio - Admin Outcome:

Activity to prevent, prepare for, and respond to Coronavirus: Yes

Status: Open

Matrix Code: General Program Administration (21A)

Location:

, -

National Objective:

Initial Funding Date: 02/04/2021  
 Financing:  
 Funded Amount: \$360,310.00  
 Net Drawn: \$13,476.80  
 Balance: \$346,833.20

Description:  
 Local admin.

Proposed Accomplishments:

: 0

Total Population in Service Area: 0

Census Tract Percent Low / Mod: 0.00

Actual Accomplishments:

Number assisted:

	Owner		Renter		Total		Person
	Total	Hispanic	Total	Hispanic	Total	Hispanic	
White:	0	0	0	0	0	0	0
Black/African American:	0	0	0	0	0	0	0
Asian:	0	0	0	0	0	0	0
American Indian/Alaskan Native:	0	0	0	0	0	0	0
Native Hawaiian/Other Pacific Islander:	0	0	0	0	0	0	0
American Indian/Alaskan Native & White:	0	0	0	0	0	0	0
Asian White:	0	0	0	0	0	0	0
Black/African American & White:	0	0	0	0	0	0	0
American Indian/Alaskan Native & Black/African American:	0	0	0	0	0	0	0
Other multi-racial:	0	0	0	0	0	0	0
Asian/Pacific Islander:	0	0	0	0	0	0	0
Hispanic:	0	0	0	0	0	0	0
Total:	0	0	0	0	0	0	0
Female-headed Households:	0		0		0		

Income Category:

	Owner	Renter	Total	Person
Extremely Low	0	0	0	0
Low Mod	0	0	0	0

Moderate	0	0	0	0
Non Low Moderate	0	0	0	0
Total	0	0	0	0
Percent Low/Mod	0.0%	0.0%	0.0%	0.0%

Annual Accomplishments Accomplishment Narrative

Year # Benefiting

UGLG: SAN ANTONIO

Grant Year: 2020

Project: 0062 - CV-CDBG-CV Rental Assistance for Entitlement Communities with Existing Rental Assistance Programs Objective: Provide decent affordable housing

IDIS Activity: 48225 - 70200001036 City of San Antonio - Project Outcome: Affordability

Activity to prevent, prepare for, and respond to Coronavirus: Yes

Status: Open Matrix Code: Subsistence Payment (05Q)

Location: , - National Objective: LMC

Initial Funding Date: 02/04/2021

Financing: Description: CARES funding by the state of Texas to prevent, prepare for and respond to COVID-19:

Funded Amount: \$3,242,790.02 1.

Net Drawn: \$653,088.45 Rental Assistance for Entitlement Communities with Existing Rental Assistance Programs

Balance: \$2,589,701.57

Proposed Accomplishments:

People (General) : 1,135

Total Population in Service Area: 0

Census Tract Percent Low / Mod: 0.00

Actual Accomplishments:

Number assisted:

	Owner		Renter		Total		Person
	Total	Hispanic	Total	Hispanic	Total	Hispanic	
White:	0	0	0	0	0	0	33
Black/African American:	0	0	0	0	0	0	5

Asian:	0	0	0	0	0	0	0
American Indian/Alaskan Native:	0	0	0	0	0	0	0
Native Hawaiian/Other Pacific Islander:	0	0	0	0	0	0	0
American Indian/Alaskan Native & White:	0	0	0	0	0	0	0
Asian White:	0	0	0	0	0	0	0
Black/African American & White:	0	0	0	0	0	0	0
American Indian/Alaskan Native & Black/African American:	0	0	0	0	0	0	0
Other multi-racial:	0	0	0	0	0	0	0
Asian/Pacific Islander:	0	0	0	0	0	0	0
Hispanic:	0	0	0	0	0	0	0
Total:	0	0	0	0	0	0	38
Female-headed Households:	0		0		0		

Income Category:

	Owner	Renter	Total	Person
Extremely Low	0	0	0	28
Low Mod	0	0	0	6
Moderate	0	0	0	4
Non Low Moderate	0	0	0	0
Total	0	0	0	38
Percent Low/Mod	0.0%	0.0%	0.0%	100%

Annual Accomplishments

Accomplishment Narrative

Year # Benefiting

2020 0 Project is ongoing.

UGLG:

Grant Year: 2020

Project: 0062 - CV-CDBG-CV Rental Assistance for Entitlement Communities with Existing Rental Assistance Programs Objective:

IDIS Activity: 48226 - 70200001037 City of Temple - Admin Outcome:

Activity to prevent, prepare for, and respond to Coronavirus: Yes

Status: Open

Matrix Code: General Program Administration (21A)

Location:

National Objective:

Initial Funding Date: 02/04/2021  
 Financing:  
 Funded Amount: \$15,310.52  
 Net Drawn: \$9,664.25  
 Balance: \$5,646.27

Description:  
 Local admin.

Proposed Accomplishments:

: 0  
 Total Population in Service Area: 0  
 Census Tract Percent Low / Mod: 0.00

Actual Accomplishments:

Number assisted:

	Owner		Renter		Total		Person
	Total	Hispanic	Total	Hispanic	Total	Hispanic	
White:	0	0	0	0	0	0	0
Black/African American:	0	0	0	0	0	0	0
Asian:	0	0	0	0	0	0	0
American Indian/Alaskan Native:	0	0	0	0	0	0	0
Native Hawaiian/Other Pacific Islander:	0	0	0	0	0	0	0
American Indian/Alaskan Native & White:	0	0	0	0	0	0	0
Asian White:	0	0	0	0	0	0	0
Black/African American & White:	0	0	0	0	0	0	0
American Indian/Alaskan Native & Black/African American:	0	0	0	0	0	0	0
Other multi-racial:	0	0	0	0	0	0	0
Asian/Pacific Islander:	0	0	0	0	0	0	0
Hispanic:	0	0	0	0	0	0	0
Total:	0	0	0	0	0	0	0
Female-headed Households:	0		0		0		

Income Category:

	Owner	Renter	Total	Person
Extremely Low	0	0	0	0
Low Mod	0	0	0	0
Moderate	0	0	0	0
Non Low Moderate	0	0	0	0

Total 0 0 0 0  
 Percent Low/Mod 0.0% 0.0% 0.0% 0.0%

Annual Accomplishments Accomplishment Narrative

Year # Benefiting  
 UGLG: TEMPLE  
 Grant Year: 2020

Project: 0062 - CV-CDBG-CV Rental Assistance for Entitlement Communities with Existing Rental Assistance Programs Objective: Provide decent affordable housing

IDIS Activity: 48227 - 70200001037 City of Temple - Project Outcome: Affordability

Activity to prevent, prepare for, and respond to Coronavirus: Yes

Status: Open Matrix Code: Subsistence Payment (05Q)

Location: National Objective: LMC

Initial Funding Date: 02/04/2021  
 Financing:  
 Funded Amount: \$137,794.66  
 Net Drawn: \$96,642.50  
 Balance: \$41,152.16

Description:  
 CARES funding by the state of Texas to prevent, prepare for and respond to COVID-19:  
 1.  
 Rental Assistance for Entitlement Communities with Existing Rental Assistance Programs

Proposed Accomplishments:  
 People (General) : 62  
 Total Population in Service Area: 0  
 Census Tract Percent Low / Mod: 0.00

Actual Accomplishments:

Number assisted:

	Owner		Renter		Total		Person
	Total	Hispanic	Total	Hispanic	Total	Hispanic	
White:	0	0	0	0	0	0	3
Black/African American:	0	0	0	0	0	0	0
Asian:	0	0	0	0	0	0	0
American Indian/Alaskan Native:	0	0	0	0	0	0	0



Native Hawaiian/Other Pacific Islander:	0	0	0	0	0	0	0
American Indian/Alaskan Native & White:	0	0	0	0	0	0	0
Asian White:	0	0	0	0	0	0	0
Black/African American & White:	0	0	0	0	0	0	0
American Indian/Alaskan Native & Black/African American:	0	0	0	0	0	0	0
Other multi-racial:	0	0	0	0	0	0	4
Asian/Pacific Islander:	0	0	0	0	0	0	0
Hispanic:	0	0	0	0	0	0	0
Total:	0	0	0	0	0	0	7
Female-headed Households:	0		0		0		

Income Category:

	Owner	Renter	Total	Person
Extremely Low	0	0	0	7
Low Mod	0	0	0	0
Moderate	0	0	0	0
Non Low Moderate	0	0	0	0
Total	0	0	0	7
Percent Low/Mod	0.0%	0.0%	0.0%	100%

Annual Accomplishments

Accomplishment Narrative

Year # Benefiting

2020 0 Project is ongoing.

UGLG:

Grant Year: 2020

Project: 0062 - CV-CDBG-CV Rental Assistance for Entitlement Communities with Existing Rental Assistance Programs Objective:

IDIS Activity: 48228 - 70200001038 City of Victoria - Admin Outcome:  
 Activity to prevent, prepare for, and respond to Coronavirus: Yes

Status: Open Matrix Code: General Program Administration (21A)

Location: , - National Objective:

Initial Funding Date: 02/04/2021 Description:  
 Financing: Local admin.

Funded Amount: \$17,636.31  
 Net Drawn: \$10,405.42  
 Balance: \$7,230.89

Proposed Accomplishments:

: 0  
 Total Population in Service Area: 0  
 Census Tract Percent Low / Mod: 0.00

Actual Accomplishments:

Number assisted:

	Owner		Renter		Total		Person
	Total	Hispanic	Total	Hispanic	Total	Hispanic	
White:	0	0	0	0	0	0	0
Black/African American:	0	0	0	0	0	0	0
Asian:	0	0	0	0	0	0	0
American Indian/Alaskan Native:	0	0	0	0	0	0	0
Native Hawaiian/Other Pacific Islander:	0	0	0	0	0	0	0
American Indian/Alaskan Native & White:	0	0	0	0	0	0	0
Asian White:	0	0	0	0	0	0	0
Black/African American & White:	0	0	0	0	0	0	0
American Indian/Alaskan Native & Black/African American:	0	0	0	0	0	0	0
Other multi-racial:	0	0	0	0	0	0	0
Asian/Pacific Islander:	0	0	0	0	0	0	0
Hispanic:	0	0	0	0	0	0	0
Total:	0	0	0	0	0	0	0
Female-headed Households:	0		0		0		

Income Category:

	Owner	Renter	Total	Person
Extremely Low	0	0	0	0
Low Mod	0	0	0	0
Moderate	0	0	0	0
Non Low Moderate	0	0	0	0
Total	0	0	0	0
Percent Low/Mod	0.0%	0.0%	0.0%	0.0%

Annual Accomplishments Accomplishment Narrative

Year # Benefiting

UGLG: Victoria

Grant Year: 2020

Project: 0062 - CV-CDBG-CV Rental Assistance for Entitlement Communities with Existing Rental Assistance Programs Objective: Provide decent affordable housing

IDIS Activity: 48229 - 70200001038 City of Victoria - Project Outcome: Affordability

Activity to prevent, prepare for, and respond to Coronavirus: Yes

Status: Open Matrix Code: Subsistence Payment (05Q)

Location: National Objective: LMC

Initial Funding Date: 02/05/2021

Financing: Description: CARES funding by the state of Texas to prevent, prepare for and respond to COVID-19:

Funded Amount: \$448,726.82 1.

Net Drawn: \$448,726.82 Rental Assistance for Entitlement Communities with Existing Rental Assistance Programs

Balance: \$0.00

Proposed Accomplishments:

People (General) : 62

Total Population in Service Area: 0

Census Tract Percent Low / Mod: 0.00

Actual Accomplishments:

Number assisted:

	Owner		Renter		Total		Person
	Total	Hispanic	Total	Hispanic	Total	Hispanic	
White:	0	0	0	0	0	0	63
Black/African American:	0	0	0	0	0	0	16
Asian:	0	0	0	0	0	0	0
American Indian/Alaskan Native:	0	0	0	0	0	0	0
Native Hawaiian/Other Pacific Islander:	0	0	0	0	0	0	0
American Indian/Alaskan Native & White:	0	0	0	0	0	0	0
Asian White:	0	0	0	0	0	0	0

Black/African American & White:	0	0	0	0	0	0	6
American Indian/Alaskan Native & Black/African American:	0	0	0	0	0	0	0
Other multi-racial:	0	0	0	0	0	0	1
Asian/Pacific Islander:	0	0	0	0	0	0	0
Hispanic:	0	0	0	0	0	0	0
Total:	0	0	0	0	0	0	86
Female-headed Households:	0		0		0		

Income Category:

	Owner	Renter	Total	Person
Extremely Low	0	0	0	37
Low Mod	0	0	0	26
Moderate	0	0	0	23
Non Low Moderate	0	0	0	0
Total	0	0	0	86
Percent Low/Mod	0.0%	0.0%	0.0%	100%

Annual Accomplishments

Accomplishment Narrative

Year # Benefiting  
2020

0 Project is ongoing.

UGLG:

Grant Year: 2020

Project: 0062 - CV-CDBG-CV Rental Assistance for Entitlement Communities with Existing Rental Assistance Programs Objective:

IDIS Activity: 48230 - 70200001039 Dallas County - Admin Outcome:

Activity to prevent, prepare for, and respond to Coronavirus: Yes

Status: Open

Matrix Code: General Program Administration (21A)

Location:

National Objective:

Initial Funding Date: 02/04/2021

Description:

Financing:

Local admin.

Funded Amount: \$98,847.99

Net Drawn: \$98,847.99

Balance: \$0.00

Proposed Accomplishments:

: 0  
 Total Population in Service Area: 0  
 Census Tract Percent Low / Mod: 0.00

Actual Accomplishments:

Number assisted:

	Owner		Renter		Total		Person
	Total	Hispanic	Total	Hispanic	Total	Hispanic	
White:	0	0	0	0	0	0	0
Black/African American:	0	0	0	0	0	0	0
Asian:	0	0	0	0	0	0	0
American Indian/Alaskan Native:	0	0	0	0	0	0	0
Native Hawaiian/Other Pacific Islander:	0	0	0	0	0	0	0
American Indian/Alaskan Native & White:	0	0	0	0	0	0	0
Asian White:	0	0	0	0	0	0	0
Black/African American & White:	0	0	0	0	0	0	0
American Indian/Alaskan Native & Black/African American:	0	0	0	0	0	0	0
Other multi-racial:	0	0	0	0	0	0	0
Asian/Pacific Islander:	0	0	0	0	0	0	0
Hispanic:	0	0	0	0	0	0	0
Total:	0	0	0	0	0	0	0
Female-headed Households:	0		0		0		

Income Category:

	Owner	Renter	Total	Person
Extremely Low	0	0	0	0
Low Mod	0	0	0	0
Moderate	0	0	0	0
Non Low Moderate	0	0	0	0
Total	0	0	0	0
Percent Low/Mod	0.0%	0.0%	0.0%	0.0%

Annual Accomplishments

Accomplishment Narrative

Year # Benefiting

UGLG: DALLAS COUNTY

Grant Year: 2020

Project: 0062 - CV-CDBG-CV Rental Assistance for Entitlement Communities with Existing Rental Assistance Programs Objective: Provide decent affordable housing

IDIS Activity: 48231 - 70200001039 Dallas County - Project Outcome: Affordability

Activity to prevent, prepare for, and respond to Coronavirus: Yes

Status: Open

Matrix Code: Subsistence Payment (05Q)

Location:

National Objective: LMC

Initial Funding Date: 02/04/2021

Description:

Financing: CARES funding by the state of Texas to prevent, prepare for and respond to COVID-19:

Funded Amount: \$661,521.18 1.

Net Drawn: \$661,521.18 Rental Assistance for Entitlement Communities with Existing Rental Assistance Programs

Balance: \$0.00

Proposed Accomplishments:

People (General) : 184

Total Population in Service Area: 0

Census Tract Percent Low / Mod: 0.00

Actual Accomplishments:

Number assisted:

	Owner		Renter		Total		Person
	Total	Hispanic	Total	Hispanic	Total	Hispanic	
White:	0	0	0	0	0	0	56
Black/African American:	0	0	0	0	0	0	166
Asian:	0	0	0	0	0	0	6
American Indian/Alaskan Native:	0	0	0	0	0	0	7
Native Hawaiian/Other Pacific Islander:	0	0	0	0	0	0	4
American Indian/Alaskan Native & White:	0	0	0	0	0	0	0
Asian White:	0	0	0	0	0	0	0
Black/African American & White:	0	0	0	0	0	0	0
American Indian/Alaskan Native & Black/African American:	0	0	0	0	0	0	0

Other multi-racial:	0	0	0	0	0	0	6
Asian/Pacific Islander:	0	0	0	0	0	0	0
Hispanic:	0	0	0	0	0	0	0
Total:	0	0	0	0	0	0	245
Female-headed Households:	0		0		0		

Income Category:				
	Owner	Renter	Total	Person
Extremely Low	0	0	0	0
Low Mod	0	0	0	0
Moderate	0	0	0	245
Non Low Moderate	0	0	0	0
Total	0	0	0	245
Percent Low/Mod	0.0%	0.0%	0.0%	100%

Annual Accomplishments	Accomplishment Narrative
Year	# Benefiting
2020	0 Project is ongoing.

UGLG:  
Grant Year: 2020  
Project: 0062 - CV-CDBG-CV Rental Assistance for Entitlement Communities with Existing Rental Assistance Programs Objective:  
IDIS Activity: 48232 - 70200001040 Fort Bend County - Admin Outcome:  
Activity to prevent, prepare for, and respond to Coronavirus: Yes  
Status: Completed 06/30/2021 Matrix Code: General Program Administration (21A)  
Location: , - National Objective:

Initial Funding Date: 02/04/2021 Description:  
Financing: Local admin.  
Funded Amount: \$1,252.66  
Net Drawn: \$1,252.66  
Balance: \$0.00

Proposed Accomplishments:

: 0

Total Population in Service Area: 0

Census Tract Percent Low / Mod: 0.00

Actual Accomplishments:

Number assisted:

	Owner		Renter		Total		Person
	Total	Hispanic	Total	Hispanic	Total	Hispanic	
White:	0	0	0	0	0	0	0
Black/African American:	0	0	0	0	0	0	0
Asian:	0	0	0	0	0	0	0
American Indian/Alaskan Native:	0	0	0	0	0	0	0
Native Hawaiian/Other Pacific Islander:	0	0	0	0	0	0	0
American Indian/Alaskan Native & White:	0	0	0	0	0	0	0
Asian White:	0	0	0	0	0	0	0
Black/African American & White:	0	0	0	0	0	0	0
American Indian/Alaskan Native & Black/African American:	0	0	0	0	0	0	0
Other multi-racial:	0	0	0	0	0	0	0
Asian/Pacific Islander:	0	0	0	0	0	0	0
Hispanic:	0	0	0	0	0	0	0
Total:	0	0	0	0	0	0	0
Female-headed Households:	0		0		0		

Income Category:

	Owner	Renter	Total	Person
Extremely Low	0	0	0	0
Low Mod	0	0	0	0
Moderate	0	0	0	0
Non Low Moderate	0	0	0	0
Total	0	0	0	0
Percent Low/Mod	0.0%	0.0%	0.0%	0.0%

Annual Accomplishments Accomplishment Narrative

Year # Benefiting  
 UGLG: FORT BEND COUNTY  
 Grant Year: 2020



Project: 0062 - CV-CDBG-CV Rental Assistance for Entitlement Communities with Existing Rental Assistance Programs Objective: Provide decent affordable housing

IDIS Activity: 48233 - 70200001040 Fort Bend County - Project Outcome: Availability/accessibility

Activity to prevent, prepare for, and respond to Coronavirus: Yes

Status: Canceled 06/30/2021 Matrix Code: Subsistence Payment (05Q)

Location: , - National Objective: LMC

Initial Funding Date: 02/04/2021

Financing: Description: CARES funding by the state of Texas to prevent, prepare for and respond to COVID-19:  
Funded Amount: \$0.00 1.  
Net Drawn: \$0.00 Rental Assistance for Entitlement Communities with Existing Rental Assistance Programs  
Balance: \$0.00

Proposed Accomplishments:

People (General) : 228  
Total Population in Service Area: 0  
Census Tract Percent Low / Mod: 0.00

Actual Accomplishments:

Number assisted:

	Owner		Renter		Total		Person
	Total	Hispanic	Total	Hispanic	Total	Hispanic	
White:	0	0	0	0	0	0	0
Black/African American:	0	0	0	0	0	0	0
Asian:	0	0	0	0	0	0	0
American Indian/Alaskan Native:	0	0	0	0	0	0	0
Native Hawaiian/Other Pacific Islander:	0	0	0	0	0	0	0
American Indian/Alaskan Native & White:	0	0	0	0	0	0	0
Asian White:	0	0	0	0	0	0	0
Black/African American & White:	0	0	0	0	0	0	0
American Indian/Alaskan Native & Black/African American:	0	0	0	0	0	0	0
Other multi-racial:	0	0	0	0	0	0	0
Asian/Pacific Islander:	0	0	0	0	0	0	0

Hispanic:	0	0	0	0	0	0	0
Total:	0	0	0	0	0	0	0
Female-headed Households:	0		0		0		

Income Category:

	Owner	Renter	Total	Person
Extremely Low	0	0	0	0
Low Mod	0	0	0	0
Moderate	0	0	0	0
Non Low Moderate	0	0	0	0
Total	0	0	0	0
Percent Low/Mod	0.0%	0.0%	0.0%	0.0%

Annual Accomplishments

Accomplishment Narrative

Year # Benefiting

2020 0 Subrecipient will not be using the funds after all. They had no Project draws.

UGLG:

Grant Year: 2020

Project: 0062 - CV-CDBG-CV Rental Assistance for Entitlement Communities with Existing Rental Assistance Programs Objective:

IDIS Activity: 48234 - 70200001041 Harris County Community Services Outcome:

Activity to prevent, prepare for, and respond to Coronavirus: Yes

Status: Open

Matrix Code: General Program Administration (21A)

Location:

National Objective:

Initial Funding Date: 02/04/2021

Description:

Financing:

Local admin.

Funded Amount: \$345,676.91

Net Drawn: \$292,743.36

Balance: \$52,933.55

Proposed Accomplishments:

: 0

Total Population in Service Area: 0  
 Census Tract Percent Low / Mod: 0.00

Actual Accomplishments:

Number assisted:

	Owner		Renter		Total		Person
	Total	Hispanic	Total	Hispanic	Total	Hispanic	
White:	0	0	0	0	0	0	0
Black/African American:	0	0	0	0	0	0	0
Asian:	0	0	0	0	0	0	0
American Indian/Alaskan Native:	0	0	0	0	0	0	0
Native Hawaiian/Other Pacific Islander:	0	0	0	0	0	0	0
American Indian/Alaskan Native & White:	0	0	0	0	0	0	0
Asian White:	0	0	0	0	0	0	0
Black/African American & White:	0	0	0	0	0	0	0
American Indian/Alaskan Native & Black/African American:	0	0	0	0	0	0	0
Other multi-racial:	0	0	0	0	0	0	0
Asian/Pacific Islander:	0	0	0	0	0	0	0
Hispanic:	0	0	0	0	0	0	0
Total:	0	0	0	0	0	0	0
Female-headed Households:	0		0		0		

Income Category:

	Owner	Renter	Total	Person
Extremely Low	0	0	0	0
Low Mod	0	0	0	0
Moderate	0	0	0	0
Non Low Moderate	0	0	0	0
Total	0	0	0	0
Percent Low/Mod	0.0%	0.0%	0.0%	0.0%

Annual Accomplishments

Accomplishment Narrative

Year # Benefiting

UGLG: HARRIS COUNTY

Grant Year: 2020

Project: 0062 - CV-CDBG-CV Rental Assistance for Entitlement Communities Objective: Provide decent affordable housing

with Existing Rental Assistance Programs

IDIS Activity: 48235 - 70200001041 Harris County Community Services  
 Activity to prevent, prepare for, and respond to Coronavirus: Yes

Outcome: Affordability

Status: Open  
 Location:

Matrix Code: Subsistence Payment (05Q)

National Objective: LMC

Initial Funding Date: 02/04/2021  
 Financing:  
 Funded Amount: \$2,313,376.23  
 Net Drawn: \$1,762,205.81  
 Balance: \$551,170.42

Description:  
 CARES funding by the state of Texas to prevent, prepare for and respond to COVID-19:  
 1.  
 Rental Assistance for Entitlement Communities with Existing Rental Assistance Programs

Proposed Accomplishments:

People (General) : 745  
 Total Population in Service Area: 0  
 Census Tract Percent Low / Mod: 0.00

Actual Accomplishments:

Number assisted:

	Owner		Renter		Total		Person
	Total	Hispanic	Total	Hispanic	Total	Hispanic	
White:	0	0	0	0	0	0	212
Black/African American:	0	0	0	0	0	0	377
Asian:	0	0	0	0	0	0	3
American Indian/Alaskan Native:	0	0	0	0	0	0	5
Native Hawaiian/Other Pacific Islander:	0	0	0	0	0	0	5
American Indian/Alaskan Native & White:	0	0	0	0	0	0	0
Asian White:	0	0	0	0	0	0	0
Black/African American & White:	0	0	0	0	0	0	4
American Indian/Alaskan Native & Black/African American:	0	0	0	0	0	0	4
Other multi-racial:	0	0	0	0	0	0	0
Asian/Pacific Islander:	0	0	0	0	0	0	0
Hispanic:	0	0	0	0	0	0	0

Total: 0 0 0 0 0 0 610  
 Female-headed Households: 0 0 0 0

Income Category:

	Owner	Renter	Total	Person
Extremely Low	0	0	0	410
Low Mod	0	0	0	144
Moderate	0	0	0	56
Non Low Moderate	0	0	0	0
Total	0	0	0	610
Percent Low/Mod	0.0%	0.0%	0.0%	100%

Annual Accomplishments

Accomplishment Narrative

Year # Benefiting  
 2020 0 Project is ongoing.  
 UGLG: HIDALGO COUNTY  
 Grant Year: 2020  
 Project: 0062 - CV-CDBG-CV Rental Assistance for Entitlement Communities with Existing Rental Assistance Programs  
 IDIS Activity: 48237 - 70200001042 Hidalgo County - Project  
 Activity to prevent, prepare for, and respond to Coronavirus: Yes  
 Status: Open  
 Location: , -

Objective: Provide decent affordable housing  
 Outcome: Affordability  
 Matrix Code: Subsistence Payment (05Q)  
 National Objective: LMC

Initial Funding Date: 02/04/2021  
 Financing:  
 Funded Amount: \$1,526,539.45  
 Net Drawn: \$477,291.24  
 Balance: \$1,049,248.21

Description:  
 CARES funding by the state of Texas to prevent, prepare for and respond to COVID-19:  
 1. Rental Assistance for Entitlement Communities with Existing Rental Assistance Programs

Proposed Accomplishments:

People (General) : 824  
 Total Population in Service Area: 0

Census Tract Percent Low / Mod: 0.00

Actual Accomplishments:

Number assisted:

	Owner		Renter		Total		Person
	Total	Hispanic	Total	Hispanic	Total	Hispanic	
White:	0	0	0	0	0	0	139
Black/African American:	0	0	0	0	0	0	0
Asian:	0	0	0	0	0	0	0
American Indian/Alaskan Native:	0	0	0	0	0	0	0
Native Hawaiian/Other Pacific Islander:	0	0	0	0	0	0	0
American Indian/Alaskan Native & White:	0	0	0	0	0	0	0
Asian White:	0	0	0	0	0	0	0
Black/African American & White:	0	0	0	0	0	0	0
American Indian/Alaskan Native & Black/African American:	0	0	0	0	0	0	0
Other multi-racial:	0	0	0	0	0	0	0
Asian/Pacific Islander:	0	0	0	0	0	0	0
Hispanic:	0	0	0	0	0	0	0
Total:	0	0	0	0	0	0	139
Female-headed Households:	0		0		0		

Income Category:

	Owner	Renter	Total	Person
Extremely Low	0	0	0	95
Low Mod	0	0	0	43
Moderate	0	0	0	1
Non Low Moderate	0	0	0	0
Total	0	0	0	139
Percent Low/Mod	0.0%	0.0%	0.0%	100%

Annual Accomplishments

Accomplishment Narrative

Year # Benefiting

2020 0 Project is ongoing.

UGLG:

Grant Year: 2020

Project: 0062 - CV-CDBG-CV Rental Assistance for Entitlement Communities Objective:

with Existing Rental Assistance Programs

IDIS Activity: 48238 - 70200001043 Montgomery County - Admin  
Activity to prevent, prepare for, and respond to Coronavirus: Yes

Outcome:

Status: Canceled 07/02/2021  
Location:

Matrix Code: General Program Administration (21A)

National Objective:

Initial Funding Date: 02/04/2021  
Financing:  
Funded Amount: \$0.00  
Net Drawn: \$0.00  
Balance: \$0.00

Description:  
Local admin.

Proposed Accomplishments:

: 0

Total Population in Service Area: 0  
Census Tract Percent Low / Mod: 0.00

Actual Accomplishments:

Number assisted:

	Owner		Renter		Total		Person
	Total	Hispanic	Total	Hispanic	Total	Hispanic	
White:	0	0	0	0	0	0	0
Black/African American:	0	0	0	0	0	0	0
Asian:	0	0	0	0	0	0	0
American Indian/Alaskan Native:	0	0	0	0	0	0	0
Native Hawaiian/Other Pacific Islander:	0	0	0	0	0	0	0
American Indian/Alaskan Native & White:	0	0	0	0	0	0	0
Asian White:	0	0	0	0	0	0	0
Black/African American & White:	0	0	0	0	0	0	0
American Indian/Alaskan Native & Black/African American:	0	0	0	0	0	0	0
Other multi-racial:	0	0	0	0	0	0	0
Asian/Pacific Islander:	0	0	0	0	0	0	0
Hispanic:	0	0	0	0	0	0	0

Total: 0 0 0 0 0 0 0  
 Female-headed Households: 0 0 0 0 0 0

Income Category:

	Owner	Renter	Total	Person
Extremely Low	0	0	0	0
Low Mod	0	0	0	0
Moderate	0	0	0	0
Non Low Moderate	0	0	0	0
Total	0	0	0	0
Percent Low/Mod	0.0%	0.0%	0.0%	0.0%

Annual Accomplishments

Accomplishment Narrative

Year # Benefiting  
 UGLG: MONTGOMERY COUNTY  
 Grant Year: 2020  
 Project: 0062 - CV-CDBG-CV Rental Assistance for Entitlement Communities with Existing Rental Assistance Programs  
 IDIS Activity: 48239 - 70200001043 Montgomery County - Project  
 Activity to prevent, prepare for, and respond to Coronavirus: Yes  
 Status: Canceled 07/02/2021  
 Location: , -

Objective: Provide decent affordable housing  
 Outcome: Availability/accessibility  
 Matrix Code: Subsistence Payment (05Q)  
 National Objective: LMC

Initial Funding Date: 02/04/2021  
 Financing:  
 Funded Amount: \$0.00  
 Net Drawn: \$0.00  
 Balance: \$0.00

Description:  
 CARES funding by the state of Texas to prevent, prepare for and respond to COVID-19:  
 1.  
 Rental Assistance for Entitlement Communities with Existing Rental Assistance Programs

Proposed Accomplishments:

People (General) : 215  
 Total Population in Service Area: 0  
 Census Tract Percent Low / Mod: 0.00



Actual Accomplishments:

Number assisted:

	Owner		Renter		Total		Person
	Total	Hispanic	Total	Hispanic	Total	Hispanic	
White:	0	0	0	0	0	0	0
Black/African American:	0	0	0	0	0	0	0
Asian:	0	0	0	0	0	0	0
American Indian/Alaskan Native:	0	0	0	0	0	0	0
Native Hawaiian/Other Pacific Islander:	0	0	0	0	0	0	0
American Indian/Alaskan Native & White:	0	0	0	0	0	0	0
Asian White:	0	0	0	0	0	0	0
Black/African American & White:	0	0	0	0	0	0	0
American Indian/Alaskan Native & Black/African American:	0	0	0	0	0	0	0
Other multi-racial:	0	0	0	0	0	0	0
Asian/Pacific Islander:	0	0	0	0	0	0	0
Hispanic:	0	0	0	0	0	0	0
Total:	0	0	0	0	0	0	0
Female-headed Households:	0		0		0		

Income Category:

	Owner	Renter	Total	Person
Extremely Low	0	0	0	0
Low Mod	0	0	0	0
Moderate	0	0	0	0
Non Low Moderate	0	0	0	0
Total	0	0	0	0
Percent Low/Mod	0.0%	0.0%	0.0%	0.0%

Annual Accomplishments

Accomplishment Narrative

Year # Benefiting

UGLG:

Grant Year: 2020

Project: 0062 - CV-CDBG-CV Rental Assistance for Entitlement Communities with Existing Rental Assistance Programs Objective:

IDIS Activity: 48242 - 70200001045 Travis County - Admin Outcome:

Activity to prevent, prepare for, and respond to Coronavirus: Yes

Status: Open

Matrix Code: General Program Administration (21A)

Location:

National Objective:

Initial Funding Date: 02/04/2021

Description:

Financing:

Local admin.

Funded Amount: \$53,913.98

Net Drawn: \$14,224.43

Balance: \$39,689.55

Proposed Accomplishments:

: 0

Total Population in Service Area: 0

Census Tract Percent Low / Mod: 0.00

Actual Accomplishments:

Number assisted:

	Owner		Renter		Total		Person
	Total	Hispanic	Total	Hispanic	Total	Hispanic	
White:	0	0	0	0	0	0	0
Black/African American:	0	0	0	0	0	0	0
Asian:	0	0	0	0	0	0	0
American Indian/Alaskan Native:	0	0	0	0	0	0	0
Native Hawaiian/Other Pacific Islander:	0	0	0	0	0	0	0
American Indian/Alaskan Native & White:	0	0	0	0	0	0	0
Asian White:	0	0	0	0	0	0	0
Black/African American & White:	0	0	0	0	0	0	0
American Indian/Alaskan Native & Black/African American:	0	0	0	0	0	0	0
Other multi-racial:	0	0	0	0	0	0	0
Asian/Pacific Islander:	0	0	0	0	0	0	0
Hispanic:	0	0	0	0	0	0	0
Total:	0	0	0	0	0	0	0
Female-headed Households:	0		0		0		

Income Category:

	Owner	Renter	Total	Person
Extremely Low	0	0	0	0
Low Mod	0	0	0	0
Moderate	0	0	0	0
Non Low Moderate	0	0	0	0
Total	0	0	0	0
Percent Low/Mod	0.0%	0.0%	0.0%	0.0%

Annual Accomplishments

Accomplishment Narrative

Year # Benefiting

UGLG:

Grant Year: 2020

Project: 0068 - 2020 CD

Objective:

IDIS Activity: 48244 - 7220049 Blooming Grove

Outcome:

Activity to prevent, prepare for, and respond to Coronavirus: No

Status: Open

Matrix Code: General Program Administration (21A)

Location:

National Objective:

Initial Funding Date: 02/04/2021

Description:

Financing:

local admin

Funded Amount: \$50,000.00

Net Drawn: \$25,000.00

Balance: \$25,000.00

Proposed Accomplishments:

: 0

Total Population in Service Area: 0

Census Tract Percent Low / Mod: 0.00

Actual Accomplishments:

Number assisted:

	Owner		Renter		Total		Person
	Total	Hispanic	Total	Hispanic	Total	Hispanic	
White:	0	0	0	0	0	0	0
Black/African American:	0	0	0	0	0	0	0
Asian:	0	0	0	0	0	0	0
American Indian/Alaskan Native:	0	0	0	0	0	0	0
Native Hawaiian/Other Pacific Islander:	0	0	0	0	0	0	0
American Indian/Alaskan Native & White:	0	0	0	0	0	0	0
Asian White:	0	0	0	0	0	0	0
Black/African American & White:	0	0	0	0	0	0	0
American Indian/Alaskan Native & Black/African American:	0	0	0	0	0	0	0
Other multi-racial:	0	0	0	0	0	0	0
Asian/Pacific Islander:	0	0	0	0	0	0	0
Hispanic:	0	0	0	0	0	0	0
Total:	0	0	0	0	0	0	0
Female-headed Households:	0		0		0		

Income Category:

	Owner	Renter	Total	Person
Extremely Low	0	0	0	0
Low Mod	0	0	0	0
Moderate	0	0	0	0
Non Low Moderate	0	0	0	0
Total	0	0	0	0
Percent Low/Mod	0.0%	0.0%	0.0%	0.0%

Annual Accomplishments

Accomplishment Narrative

Year: # Benefiting  
 UGLG: CITY OF BLOOMING GROVE  
 Grant Year: 2020  
 Project: 0068 - 2020 CD      Objective: Create suitable living environments

IDIS Activity: 48245 - 7220049 Blooming Grove      Outcome: Availability/accessibility  
 Activity to prevent, prepare for, and respond to Coronavirus: No

Status: Open      Matrix Code: Water/Sewer Improvements (03J)

Location:

PO Box 237 Blooming Grove, TX 76626-0237

National Objective: LMA

Initial Funding Date: 02/04/2021  
 Financing:  
 Funded Amount: \$450,000.00  
 Net Drawn: \$16,540.00  
 Balance: \$433,460.00

Description:

Contractor shall install new ground storage tank (GST) to increase water storage capacity and eliminate water shortages.  
 Contractor shall install one (1) fifty-thousand gallon (50,000 GAL) GST, including site

Proposed Accomplishments:

People (General) : 743  
 Total Population in Service Area: 743  
 Census Tract Percent Low / Mod: 53.30

Actual Accomplishments:

Number assisted:

	Owner		Renter		Total		Person
	Total	Hispanic	Total	Hispanic	Total	Hispanic	
White:	0	0	0	0	0	0	0
Black/African American:	0	0	0	0	0	0	0
Asian:	0	0	0	0	0	0	0
American Indian/Alaskan Native:	0	0	0	0	0	0	0
Native Hawaiian/Other Pacific Islander:	0	0	0	0	0	0	0
American Indian/Alaskan Native & White:	0	0	0	0	0	0	0
Asian White:	0	0	0	0	0	0	0
Black/African American & White:	0	0	0	0	0	0	0
American Indian/Alaskan Native & Black/African American:	0	0	0	0	0	0	0
Other multi-racial:	0	0	0	0	0	0	0
Asian/Pacific Islander:	0	0	0	0	0	0	0
Hispanic:	0	0	0	0	0	0	0
Total:	0	0	0	0	0	0	0
Female-headed Households:	0		0		0		

Income Category:

Owner Renter Total Person

Extremely Low	0	0	0	0
Low Mod	0	0	0	0
Moderate	0	0	0	0
Non Low Moderate	0	0	0	0
Total	0	0	0	0
Percent Low/Mod	0.0%	0.0%	0.0%	0.0%

Annual Accomplishments      Accomplishment Narrative

Year      # Benefiting

UGLG:

Grant Year:    2020

Project:        0068 - 2020 CD

Objective:

IDIS Activity:    48250 - 7220059 Bronte

Outcome:

Activity to prevent, prepare for, and respond to Coronavirus:    No

Status:        Open

Matrix Code:      General Program Administration (21A)

Location:

National Objective:

Initial Funding Date:      02/04/2021

Description:

Financing:

local admin

Funded Amount:            \$27,500.00

Net Drawn:                 \$8,500.00

Balance:                     \$19,000.00

Proposed Accomplishments:

: 0

Total Population in Service Area: 0

Census Tract Percent Low / Mod: 0.00

Actual Accomplishments:

Number assisted:

Owner		Renter		Total		Person
Total	Hispanic	Total	Hispanic	Total	Hispanic	

White:	0	0	0	0	0	0	0
Black/African American:	0	0	0	0	0	0	0
Asian:	0	0	0	0	0	0	0
American Indian/Alaskan Native:	0	0	0	0	0	0	0
Native Hawaiian/Other Pacific Islander:	0	0	0	0	0	0	0
American Indian/Alaskan Native & White:	0	0	0	0	0	0	0
Asian White:	0	0	0	0	0	0	0
Black/African American & White:	0	0	0	0	0	0	0
American Indian/Alaskan Native & Black/African American:	0	0	0	0	0	0	0
Other multi-racial:	0	0	0	0	0	0	0
Asian/Pacific Islander:	0	0	0	0	0	0	0
Hispanic:	0	0	0	0	0	0	0
Total:	0	0	0	0	0	0	0
Female-headed Households:	0		0		0		

Income Category:

	Owner	Renter	Total	Person
Extremely Low	0	0	0	0
Low Mod	0	0	0	0
Moderate	0	0	0	0
Non Low Moderate	0	0	0	0
Total	0	0	0	0
Percent Low/Mod	0.0%	0.0%	0.0%	0.0%

Annual Accomplishments

Accomplishment Narrative

Year # Benefiting  
 UGLG: BRONTE  
 Grant Year: 2020

Project: 0068 - 2020 CD

Objective: Create suitable living environments

IDIS Activity: 48251 - 7220059 Bronte

Outcome: Availability/accessibility

Activity to prevent, prepare for, and respond to Coronavirus: No

Status: Open

Matrix Code: Water/Sewer Improvements (03J)

Location:

PO Box 370 Bronte, TX 76933-0370

National Objective: LMA

Initial Funding Date: 02/04/2021  
 Financing:  
 Funded Amount: \$247,500.00  
 Net Drawn: \$21,735.00  
 Balance: \$225,765.00

Description:

Contractor shall install approximately four thousand five hundred linear feet (4,500 l.f.) of six-inch (6") and eight-inch (8") water line, boring, fire

Proposed Accomplishments:

People (General) : 893  
 Total Population in Service Area: 890  
 Census Tract Percent Low / Mod: 52.80

Actual Accomplishments:

Number assisted:

	Owner		Renter		Total		Person
	Total	Hispanic	Total	Hispanic	Total	Hispanic	
White:	0	0	0	0	0	0	0
Black/African American:	0	0	0	0	0	0	0
Asian:	0	0	0	0	0	0	0
American Indian/Alaskan Native:	0	0	0	0	0	0	0
Native Hawaiian/Other Pacific Islander:	0	0	0	0	0	0	0
American Indian/Alaskan Native & White:	0	0	0	0	0	0	0
Asian White:	0	0	0	0	0	0	0
Black/African American & White:	0	0	0	0	0	0	0
American Indian/Alaskan Native & Black/African American:	0	0	0	0	0	0	0
Other multi-racial:	0	0	0	0	0	0	0
Asian/Pacific Islander:	0	0	0	0	0	0	0
Hispanic:	0	0	0	0	0	0	0
Total:	0	0	0	0	0	0	0
Female-headed Households:	0		0		0		

Income Category:

	Owner	Renter	Total	Person
Extremely Low	0	0	0	0
Low Mod	0	0	0	0
Moderate	0	0	0	0



Non Low Moderate	0	0	0	0
Total	0	0	0	0
Percent Low/Mod	0.0%	0.0%	0.0%	0.0%

Annual Accomplishments      Accomplishment Narrative

Year      # Benefiting

UGLG:

Grant Year:    2020

Project:        0001 - 2018 CD

Objective:

IDIS Activity:    48254 - 7220061 Buckholts

Outcome:

Activity to prevent, prepare for, and respond to Coronavirus:    No

Status:        Open

Matrix Code:      General Program Administration (21A)

Location:

National Objective:

Initial Funding Date:    02/04/2021

Description:

Financing:

local admin

Funded Amount:        \$0.00

Net Drawn:              \$0.00

Balance:                \$0.00

Proposed Accomplishments:

: 0

Total Population in Service Area: 0

Census Tract Percent Low / Mod: 0.00

Actual Accomplishments:

Number assisted:

	Owner		Renter		Total		
	Total	Hispanic	Total	Hispanic	Total	Hispanic	Person
White:	0	0	0	0	0	0	0
Black/African American:	0	0	0	0	0	0	0
Asian:	0	0	0	0	0	0	0

American Indian/Alaskan Native:	0	0	0	0	0	0	0
Native Hawaiian/Other Pacific Islander:	0	0	0	0	0	0	0
American Indian/Alaskan Native & White:	0	0	0	0	0	0	0
Asian White:	0	0	0	0	0	0	0
Black/African American & White:	0	0	0	0	0	0	0
American Indian/Alaskan Native & Black/African American:	0	0	0	0	0	0	0
Other multi-racial:	0	0	0	0	0	0	0
Asian/Pacific Islander:	0	0	0	0	0	0	0
Hispanic:	0	0	0	0	0	0	0
Total:	0	0	0	0	0	0	0
Female-headed Households:	0		0		0		

Income Category:

	Owner	Renter	Total	Person
Extremely Low	0	0	0	0
Low Mod	0	0	0	0
Moderate	0	0	0	0
Non Low Moderate	0	0	0	0
Total	0	0	0	0
Percent Low/Mod	0.0%	0.0%	0.0%	0.0%

Annual Accomplishments

Accomplishment Narrative

Year # Benefiting

UGLG:

Grant Year: 2020

Project: 0068 - 2020 CD

Objective:

IDIS Activity: 48265 - 7220069 Bynum

Outcome:

Activity to prevent, prepare for, and respond to Coronavirus: No

Status: Open

Matrix Code: General Program Administration (21A)

Location:

National Objective:

Initial Funding Date: 02/04/2021

Description:

Financing:

local admin

Funded Amount: \$32,000.00  
 Net Drawn: \$15,000.00  
 Balance: \$17,000.00

Proposed Accomplishments:

: 0  
 Total Population in Service Area: 0  
 Census Tract Percent Low / Mod: 0.00

Actual Accomplishments:

Number assisted:

	Owner		Renter		Total		Person
	Total	Hispanic	Total	Hispanic	Total	Hispanic	
White:	0	0	0	0	0	0	0
Black/African American:	0	0	0	0	0	0	0
Asian:	0	0	0	0	0	0	0
American Indian/Alaskan Native:	0	0	0	0	0	0	0
Native Hawaiian/Other Pacific Islander:	0	0	0	0	0	0	0
American Indian/Alaskan Native & White:	0	0	0	0	0	0	0
Asian White:	0	0	0	0	0	0	0
Black/African American & White:	0	0	0	0	0	0	0
American Indian/Alaskan Native & Black/African American:	0	0	0	0	0	0	0
Other multi-racial:	0	0	0	0	0	0	0
Asian/Pacific Islander:	0	0	0	0	0	0	0
Hispanic:	0	0	0	0	0	0	0
Total:	0	0	0	0	0	0	0
Female-headed Households:	0		0		0		

Income Category:

	Owner	Renter	Total	Person
Extremely Low	0	0	0	0
Low Mod	0	0	0	0
Moderate	0	0	0	0
Non Low Moderate	0	0	0	0
Total	0	0	0	0
Percent Low/Mod	0.0%	0.0%	0.0%	0.0%

Annual Accomplishments      Accomplishment Narrative

Year      # Benefiting

UGLG:

Grant Year:    2020

Project:        0068 - 2020 CD

Objective:

IDIS Activity:    48284 - 7220070 Caddo Mills

Outcome:

Activity to prevent, prepare for, and respond to Coronavirus:    No

Status:         Open

Matrix Code:    General Program Administration (21A)

Location:

National Objective:

Initial Funding Date:      08/02/2021

Description:

Financing:

local admin

Funded Amount:            \$50,000.00

Net Drawn:                 \$25,000.00

Balance:                    \$25,000.00

Proposed Accomplishments:

: 0

Total Population in Service Area: 0

Census Tract Percent Low / Mod: 0.00

Actual Accomplishments:

Number assisted:

	Owner		Renter		Total		
	Total	Hispanic	Total	Hispanic	Total	Hispanic	Person
White:	0	0	0	0	0	0	0
Black/African American:	0	0	0	0	0	0	0
Asian:	0	0	0	0	0	0	0
American Indian/Alaskan Native:	0	0	0	0	0	0	0
Native Hawaiian/Other Pacific Islander:	0	0	0	0	0	0	0
American Indian/Alaskan Native & White:	0	0	0	0	0	0	0
Asian White:	0	0	0	0	0	0	0

Black/African American & White:	0	0	0	0	0	0	0
American Indian/Alaskan Native & Black/African American:	0	0	0	0	0	0	0
Other multi-racial:	0	0	0	0	0	0	0
Asian/Pacific Islander:	0	0	0	0	0	0	0
Hispanic:	0	0	0	0	0	0	0
Total:	0	0	0	0	0	0	0
Female-headed Households:	0		0		0		

Income Category:

	Owner	Renter	Total	Person
Extremely Low	0	0	0	0
Low Mod	0	0	0	0
Moderate	0	0	0	0
Non Low Moderate	0	0	0	0
Total	0	0	0	0
Percent Low/Mod	0.0%	0.0%	0.0%	0.0%

Annual Accomplishments

Accomplishment Narrative

Year # Benefiting

UGLG:

Grant Year: 2020

Project: 0068 - 2020 CD

Objective:

IDIS Activity: 48291 - 7220071 Caldwell

Outcome:

Activity to prevent, prepare for, and respond to Coronavirus: No

Status: Open

Matrix Code: General Program Administration (21A)

Location:

National Objective:

Initial Funding Date: 02/04/2021

Description:

Financing:

local admin

Funded Amount: \$30,250.00

Net Drawn: \$9,075.00

Balance: \$21,175.00

Proposed Accomplishments:

: 0

Total Population in Service Area: 0

Census Tract Percent Low / Mod: 0.00

Actual Accomplishments:

Number assisted:

	Owner		Renter		Total		Person
	Total	Hispanic	Total	Hispanic	Total	Hispanic	
White:	0	0	0	0	0	0	0
Black/African American:	0	0	0	0	0	0	0
Asian:	0	0	0	0	0	0	0
American Indian/Alaskan Native:	0	0	0	0	0	0	0
Native Hawaiian/Other Pacific Islander:	0	0	0	0	0	0	0
American Indian/Alaskan Native & White:	0	0	0	0	0	0	0
Asian White:	0	0	0	0	0	0	0
Black/African American & White:	0	0	0	0	0	0	0
American Indian/Alaskan Native & Black/African American:	0	0	0	0	0	0	0
Other multi-racial:	0	0	0	0	0	0	0
Asian/Pacific Islander:	0	0	0	0	0	0	0
Hispanic:	0	0	0	0	0	0	0
Total:	0	0	0	0	0	0	0
Female-headed Households:	0		0		0		

Income Category:

	Owner	Renter	Total	Person
Extremely Low	0	0	0	0
Low Mod	0	0	0	0
Moderate	0	0	0	0
Non Low Moderate	0	0	0	0
Total	0	0	0	0
Percent Low/Mod	0.0%	0.0%	0.0%	0.0%

Annual Accomplishments

Accomplishment Narrative

Year # Benefiting  
 UGLG: CALDWELL

Grant Year: 2020  
Project: 0068 - 2020 CD

Objective: Create suitable living environments

IDIS Activity: 48292 - 7220071 Caldwell  
Activity to prevent, prepare for, and respond to Coronavirus: No

Outcome: Availability/accessibility

Status: Open  
Location:  
107 S Hill St Caldwell, TX 77836-1735

Matrix Code: Water/Sewer Improvements (03J)

National Objective: LMA

Initial Funding Date: 02/04/2021  
Financing:  
Funded Amount: \$244,750.00  
Net Drawn: \$10,219.84  
Balance: \$234,530.16

Description:  
Contractor shall replace sewer lines to reduce inflow and infiltration.  
Contractor shall install approximately three thousand two hundred forty linear feet (3,240 l.f.) of four-inch (4") and six-inch

Proposed Accomplishments:  
People (General) : 176  
Total Population in Service Area: 176  
Census Tract Percent Low / Mod: 60.80

Actual Accomplishments:

Number assisted:

	Owner		Renter		Total		Person
	Total	Hispanic	Total	Hispanic	Total	Hispanic	
White:	0	0	0	0	0	0	0
Black/African American:	0	0	0	0	0	0	0
Asian:	0	0	0	0	0	0	0
American Indian/Alaskan Native:	0	0	0	0	0	0	0
Native Hawaiian/Other Pacific Islander:	0	0	0	0	0	0	0
American Indian/Alaskan Native & White:	0	0	0	0	0	0	0
Asian White:	0	0	0	0	0	0	0
Black/African American & White:	0	0	0	0	0	0	0
American Indian/Alaskan Native & Black/African American:	0	0	0	0	0	0	0
Other multi-racial:	0	0	0	0	0	0	0

Asian/Pacific Islander:	0	0	0	0	0	0	0
Hispanic:	0	0	0	0	0	0	0
Total:	0	0	0	0	0	0	0
Female-headed Households:	0		0		0		

Income Category:

	Owner	Renter	Total	Person
Extremely Low	0	0	0	0
Low Mod	0	0	0	0
Moderate	0	0	0	0
Non Low Moderate	0	0	0	0
Total	0	0	0	0
Percent Low/Mod	0.0%	0.0%	0.0%	0.0%

Annual Accomplishments

Accomplishment Narrative

Year # Benefiting  
 UGLG: Campbell  
 Grant Year: 2020  
 Project: 0068 - 2020 CD

Objective: Create suitable living environments

IDIS Activity: 48294 - 7220079 Campbell  
 Activity to prevent, prepare for, and respond to Coronavirus: No

Outcome: Availability/accessibility

Status: Open  
 Location:

Matrix Code: Water/Sewer Improvements (03J)

PO Box 27 Campbell, TX 75422-0027

National Objective: LMA

Initial Funding Date: 02/04/2021  
 Financing:  
 Funded Amount: \$450,000.00  
 Net Drawn: \$34,312.01  
 Balance: \$415,687.99

Description:  
 Contractor shall rehabilitate wastewater treatment facility to improve service and eliminate interruptions in service.  
 Contractor shall install approximately twelve (12) aeration wheel bearing and couplings,

Proposed Accomplishments:  
 People (General) : 404



Total Population in Service Area: 404  
 Census Tract Percent Low / Mod: 89.80

Actual Accomplishments:

Number assisted:

	Owner		Renter		Total		Person
	Total	Hispanic	Total	Hispanic	Total	Hispanic	
White:	0	0	0	0	0	0	0
Black/African American:	0	0	0	0	0	0	0
Asian:	0	0	0	0	0	0	0
American Indian/Alaskan Native:	0	0	0	0	0	0	0
Native Hawaiian/Other Pacific Islander:	0	0	0	0	0	0	0
American Indian/Alaskan Native & White:	0	0	0	0	0	0	0
Asian White:	0	0	0	0	0	0	0
Black/African American & White:	0	0	0	0	0	0	0
American Indian/Alaskan Native & Black/African American:	0	0	0	0	0	0	0
Other multi-racial:	0	0	0	0	0	0	0
Asian/Pacific Islander:	0	0	0	0	0	0	0
Hispanic:	0	0	0	0	0	0	0
Total:	0	0	0	0	0	0	0
Female-headed Households:	0		0		0		

Income Category:

	Owner	Renter	Total	Person
Extremely Low	0	0	0	0
Low Mod	0	0	0	0
Moderate	0	0	0	0
Non Low Moderate	0	0	0	0
Total	0	0	0	0
Percent Low/Mod	0.0%	0.0%	0.0%	0.0%

Annual Accomplishments

Accomplishment Narrative

Year # Benefiting

UGLG: CANTON

Grant Year: 2020

Project: 0068 - 2020 CD

Objective: Create suitable living environments

IDIS Activity: 48323 - 7220080 Canton  
 Activity to prevent, prepare for, and respond to Coronavirus: No

Outcome: Availability/accessibility

Status: Open  
 Location:  
 201 N Buffalo St Canton, TX 75103-1307

Matrix Code: Water/Sewer Improvements (03J)

National Objective: LMA

Initial Funding Date: 02/05/2021  
 Financing:  
 Funded Amount: \$275,000.00  
 Net Drawn: \$13,375.00  
 Balance: \$261,625.00

Description:  
 Contractor shall replace deteriorated sewer lines to resolve leaks and remove the public health threat.  
 Contractor shall install approximately four hundred seventy-one linear feet (471 l.f.) of six-

Proposed Accomplishments:  
 People (General) : 72  
 Total Population in Service Area: 72  
 Census Tract Percent Low / Mod: 51.30

Actual Accomplishments:

Number assisted:

	Owner		Renter		Total		Person
	Total	Hispanic	Total	Hispanic	Total	Hispanic	
White:	0	0	0	0	0	0	0
Black/African American:	0	0	0	0	0	0	0
Asian:	0	0	0	0	0	0	0
American Indian/Alaskan Native:	0	0	0	0	0	0	0
Native Hawaiian/Other Pacific Islander:	0	0	0	0	0	0	0
American Indian/Alaskan Native & White:	0	0	0	0	0	0	0
Asian White:	0	0	0	0	0	0	0
Black/African American & White:	0	0	0	0	0	0	0
American Indian/Alaskan Native & Black/African American:	0	0	0	0	0	0	0
Other multi-racial:	0	0	0	0	0	0	0
Asian/Pacific Islander:	0	0	0	0	0	0	0
Hispanic:	0	0	0	0	0	0	0

Total: 0 0 0 0 0 0 0  
 Female-headed Households: 0 0 0 0 0 0

Income Category:

	Owner	Renter	Total	Person
Extremely Low	0	0	0	0
Low Mod	0	0	0	0
Moderate	0	0	0	0
Non Low Moderate	0	0	0	0
Total	0	0	0	0
Percent Low/Mod	0.0%	0.0%	0.0%	0.0%

Annual Accomplishments

Accomplishment Narrative

Year # Benefiting

UGLG:

Grant Year: 2020

Project: 0068 - 2020 CD

Objective:

IDIS Activity: 48325 - 7220089 Channing

Outcome:

Activity to prevent, prepare for, and respond to Coronavirus: No

Status: Open

Matrix Code: General Program Administration (21A)

Location:

National Objective:

Initial Funding Date: 02/08/2021

Description:

Financing:

local admin

Funded Amount: \$22,540.00

Net Drawn: \$8,365.00

Balance: \$14,175.00

Proposed Accomplishments:

: 0

Total Population in Service Area: 0

Census Tract Percent Low / Mod: 0.00

Actual Accomplishments:

Number assisted:

	Owner		Renter		Total		Person
	Total	Hispanic	Total	Hispanic	Total	Hispanic	
White:	0	0	0	0	0	0	0
Black/African American:	0	0	0	0	0	0	0
Asian:	0	0	0	0	0	0	0
American Indian/Alaskan Native:	0	0	0	0	0	0	0
Native Hawaiian/Other Pacific Islander:	0	0	0	0	0	0	0
American Indian/Alaskan Native & White:	0	0	0	0	0	0	0
Asian White:	0	0	0	0	0	0	0
Black/African American & White:	0	0	0	0	0	0	0
American Indian/Alaskan Native & Black/African American:	0	0	0	0	0	0	0
Other multi-racial:	0	0	0	0	0	0	0
Asian/Pacific Islander:	0	0	0	0	0	0	0
Hispanic:	0	0	0	0	0	0	0
Total:	0	0	0	0	0	0	0
Female-headed Households:	0		0		0		

Income Category:

	Owner	Renter	Total	Person
Extremely Low	0	0	0	0
Low Mod	0	0	0	0
Moderate	0	0	0	0
Non Low Moderate	0	0	0	0
Total	0	0	0	0
Percent Low/Mod	0.0%	0.0%	0.0%	0.0%

Annual Accomplishments

Accomplishment Narrative

Year # Benefiting  
 UGLG: CHANNING  
 Grant Year: 2020  
 Project: 0068 - 2020 CD

Objective: Create suitable living environments

IDIS Activity: 48326 - 7220089 Channing

Outcome: Availability/accessibility

Activity to prevent, prepare for, and respond to Coronavirus: No

Status: Open

Matrix Code: Water/Sewer Improvements (03J)

Location:

PO Box 34 Channing, TX 79018-0034

National Objective: LMA

Initial Funding Date: 02/08/2021  
Financing:  
Funded Amount: \$252,460.00  
Net Drawn: \$17,200.00  
Balance: \$235,260.00

Description:  
Contractor shall install approximately two thousand five hundred forty linear feet (2,540 l.f.) of two-, four-, six- and eight-inch (2, 4, 6 and 8 inch) pipe and

Proposed Accomplishments:

People (General) : 97  
Total Population in Service Area: 97  
Census Tract Percent Low / Mod: 52.50

Actual Accomplishments:

Number assisted:

	Owner		Renter		Total		Person
	Total	Hispanic	Total	Hispanic	Total	Hispanic	
White:	0	0	0	0	0	0	0
Black/African American:	0	0	0	0	0	0	0
Asian:	0	0	0	0	0	0	0
American Indian/Alaskan Native:	0	0	0	0	0	0	0
Native Hawaiian/Other Pacific Islander:	0	0	0	0	0	0	0
American Indian/Alaskan Native & White:	0	0	0	0	0	0	0
Asian White:	0	0	0	0	0	0	0
Black/African American & White:	0	0	0	0	0	0	0
American Indian/Alaskan Native & Black/African American:	0	0	0	0	0	0	0
Other multi-racial:	0	0	0	0	0	0	0
Asian/Pacific Islander:	0	0	0	0	0	0	0
Hispanic:	0	0	0	0	0	0	0
Total:	0	0	0	0	0	0	0
Female-headed Households:	0		0		0		

Income Category:

	Owner	Renter	Total	Person
Extremely Low	0	0	0	0
Low Mod	0	0	0	0
Moderate	0	0	0	0
Non Low Moderate	0	0	0	0
Total	0	0	0	0
Percent Low/Mod	0.0%	0.0%	0.0%	0.0%

Annual Accomplishments

Accomplishment Narrative

Year # Benefiting

UGLG: China

Grant Year: 2020

Project: 0068 - 2020 CD

Objective: Create suitable living environments

IDIS Activity: 48328 - 7220090 China

Outcome: Availability/accessibility

Activity to prevent, prepare for, and respond to Coronavirus: No

Status: Open

Matrix Code: Street Improvements (03K)

Location:

PO Box 248 China, TX 77613-0248

National Objective: LMA

Initial Funding Date: 02/08/2021

Financing:

Funded Amount: \$258,250.00

Net Drawn: \$5,025.00

Balance: \$253,225.00

Description:

Contractor shall rehabilitate roadway to improve access and eliminate public safety hazard.

Contractor shall install street utilizing four thousand five hundred eighty square yards

Proposed Accomplishments:

People (General) : 72

Total Population in Service Area: 32

Census Tract Percent Low / Mod: 65.60

Actual Accomplishments:

Number assisted:

	Owner		Renter		Total		Person
	Total	Hispanic	Total	Hispanic	Total	Hispanic	
White:	0	0	0	0	0	0	0
Black/African American:	0	0	0	0	0	0	0
Asian:	0	0	0	0	0	0	0
American Indian/Alaskan Native:	0	0	0	0	0	0	0
Native Hawaiian/Other Pacific Islander:	0	0	0	0	0	0	0
American Indian/Alaskan Native & White:	0	0	0	0	0	0	0
Asian White:	0	0	0	0	0	0	0
Black/African American & White:	0	0	0	0	0	0	0
American Indian/Alaskan Native & Black/African American:	0	0	0	0	0	0	0
Other multi-racial:	0	0	0	0	0	0	0
Asian/Pacific Islander:	0	0	0	0	0	0	0
Hispanic:	0	0	0	0	0	0	0
Total:	0	0	0	0	0	0	0
Female-headed Households:	0		0		0		

Income Category:

	Owner	Renter	Total	Person
Extremely Low	0	0	0	0
Low Mod	0	0	0	0
Moderate	0	0	0	0
Non Low Moderate	0	0	0	0
Total	0	0	0	0
Percent Low/Mod	0.0%	0.0%	0.0%	0.0%

Annual Accomplishments

Accomplishment Narrative

Year # Benefiting

UGLG:

Grant Year: 2020

Project: 0068 - 2020 CD

Objective:

IDIS Activity: 48329 - 7220091 Chireno

Outcome:

Activity to prevent, prepare for, and respond to Coronavirus: No

Status: Open

Matrix Code: General Program Administration (21A)

Location:

National Objective:

Initial Funding Date: 02/08/2021  
 Financing:  
 Funded Amount: \$30,000.00  
 Net Drawn: \$10,500.00  
 Balance: \$19,500.00

Description:  
local admin

Proposed Accomplishments:

: 0  
 Total Population in Service Area: 0  
 Census Tract Percent Low / Mod: 0.00

Actual Accomplishments:

Number assisted:

	Owner		Renter		Total		Person
	Total	Hispanic	Total	Hispanic	Total	Hispanic	
White:	0	0	0	0	0	0	0
Black/African American:	0	0	0	0	0	0	0
Asian:	0	0	0	0	0	0	0
American Indian/Alaskan Native:	0	0	0	0	0	0	0
Native Hawaiian/Other Pacific Islander:	0	0	0	0	0	0	0
American Indian/Alaskan Native & White:	0	0	0	0	0	0	0
Asian White:	0	0	0	0	0	0	0
Black/African American & White:	0	0	0	0	0	0	0
American Indian/Alaskan Native & Black/African American:	0	0	0	0	0	0	0
Other multi-racial:	0	0	0	0	0	0	0
Asian/Pacific Islander:	0	0	0	0	0	0	0
Hispanic:	0	0	0	0	0	0	0
Total:	0	0	0	0	0	0	0
Female-headed Households:	0		0		0		

Income Category:

Owner	Renter	Total	Person
-------	--------	-------	--------



Extremely Low	0	0	0	0
Low Mod	0	0	0	0
Moderate	0	0	0	0
Non Low Moderate	0	0	0	0
Total	0	0	0	0
Percent Low/Mod	0.0%	0.0%	0.0%	0.0%

Annual Accomplishments      Accomplishment Narrative

Year      # Benefiting

UGLG:

Grant Year:    2020

Project:        0068 - 2020 CD

Objective:

IDIS Activity:    48331 - 7220099 Coahoma

Outcome:

Activity to prevent, prepare for, and respond to Coronavirus:    No

Status:          Open

Matrix Code:      General Program Administration (21A)

Location:

National Objective:

, -

Initial Funding Date:    02/08/2021

Description:

Financing:

local admin

Funded Amount:        \$44,000.00

Net Drawn:              \$13,200.00

Balance:                \$30,800.00

Proposed Accomplishments:

: 0

Total Population in Service Area: 0

Census Tract Percent Low / Mod: 0.00

Actual Accomplishments:

Number assisted:

Owner		Renter		Total		Person
Total	Hispanic	Total	Hispanic	Total	Hispanic	

White:	0	0	0	0	0	0	0
Black/African American:	0	0	0	0	0	0	0
Asian:	0	0	0	0	0	0	0
American Indian/Alaskan Native:	0	0	0	0	0	0	0
Native Hawaiian/Other Pacific Islander:	0	0	0	0	0	0	0
American Indian/Alaskan Native & White:	0	0	0	0	0	0	0
Asian White:	0	0	0	0	0	0	0
Black/African American & White:	0	0	0	0	0	0	0
American Indian/Alaskan Native & Black/African American:	0	0	0	0	0	0	0
Other multi-racial:	0	0	0	0	0	0	0
Asian/Pacific Islander:	0	0	0	0	0	0	0
Hispanic:	0	0	0	0	0	0	0
Total:	0	0	0	0	0	0	0
Female-headed Households:	0		0		0		

Income Category:

	Owner	Renter	Total	Person
Extremely Low	0	0	0	0
Low Mod	0	0	0	0
Moderate	0	0	0	0
Non Low Moderate	0	0	0	0
Total	0	0	0	0
Percent Low/Mod	0.0%	0.0%	0.0%	0.0%

Annual Accomplishments

Accomplishment Narrative

Year # Benefiting

UGLG:  
Grant Year: 2020  
Project: 0068 - 2020 CD

Objective:

IDIS Activity: 48438 - 7220100 Collinsville  
Activity to prevent, prepare for, and respond to Coronavirus: No

Outcome:

Status: Open  
Location:

Matrix Code: General Program Administration (21A)

National Objective:

Initial Funding Date: 03/01/2021  
 Financing:  
 Funded Amount: \$20,000.00  
 Net Drawn: \$8,800.00  
 Balance: \$11,200.00

Description:  
 local admin

Proposed Accomplishments:

: 0  
 Total Population in Service Area: 0  
 Census Tract Percent Low / Mod: 0.00

Actual Accomplishments:

Number assisted:

	Owner		Renter		Total		Person
	Total	Hispanic	Total	Hispanic	Total	Hispanic	
White:	0	0	0	0	0	0	0
Black/African American:	0	0	0	0	0	0	0
Asian:	0	0	0	0	0	0	0
American Indian/Alaskan Native:	0	0	0	0	0	0	0
Native Hawaiian/Other Pacific Islander:	0	0	0	0	0	0	0
American Indian/Alaskan Native & White:	0	0	0	0	0	0	0
Asian White:	0	0	0	0	0	0	0
Black/African American & White:	0	0	0	0	0	0	0
American Indian/Alaskan Native & Black/African American:	0	0	0	0	0	0	0
Other multi-racial:	0	0	0	0	0	0	0
Asian/Pacific Islander:	0	0	0	0	0	0	0
Hispanic:	0	0	0	0	0	0	0
Total:	0	0	0	0	0	0	0
Female-headed Households:	0		0		0		

Income Category:

	Owner	Renter	Total	Person
Extremely Low	0	0	0	0
Low Mod	0	0	0	0
Moderate	0	0	0	0

Non Low Moderate	0	0	0	0
Total	0	0	0	0
Percent Low/Mod	0.0%	0.0%	0.0%	0.0%

Annual Accomplishments      Accomplishment Narrative

Year      # Benefiting  
 UGLG:      COLLINSVILLE  
 Grant Year:      2020  
 Project:      0068 - 2020 CD

Objective:      Create suitable living environments

IDIS Activity:      48439 - 7220100 Collinsville  
 Activity to prevent, prepare for, and respond to Coronavirus:      No

Outcome:      Availability/accessibility

Status:      Open  
 Location:  
 PO Box 649 Collinsville, TX 76233-0649

Matrix Code:      Street Improvements (03K)

National Objective: LMA

Initial Funding Date:      03/01/2021  
 Financing:  
 Funded Amount:      \$255,000.00  
 Net Drawn:      \$22,274.60  
 Balance:      \$232,725.40

Description:  
 Contractor shall install approximately eight thousand three hundred thirty-seven linear feet (8,337 l.f.) of ditch grading, one thousand two hundred seventy-eight linear feet (1,278 l.f.) of culvert, valley gutter, related street and driveway repair, and all associated

Proposed Accomplishments:  
 People (General) : 98  
 Total Population in Service Area: 98  
 Census Tract Percent Low / Mod: 90.80

Actual Accomplishments:

Number assisted:

	Owner		Renter		Total		
	Total	Hispanic	Total	Hispanic	Total	Hispanic	Person
White:	0	0	0	0	0	0	0
Black/African American:	0	0	0	0	0	0	0
Asian:	0	0	0	0	0	0	0

American Indian/Alaskan Native:	0	0	0	0	0	0	0
Native Hawaiian/Other Pacific Islander:	0	0	0	0	0	0	0
American Indian/Alaskan Native & White:	0	0	0	0	0	0	0
Asian White:	0	0	0	0	0	0	0
Black/African American & White:	0	0	0	0	0	0	0
American Indian/Alaskan Native & Black/African American:	0	0	0	0	0	0	0
Other multi-racial:	0	0	0	0	0	0	0
Asian/Pacific Islander:	0	0	0	0	0	0	0
Hispanic:	0	0	0	0	0	0	0
Total:	0	0	0	0	0	0	0
Female-headed Households:	0		0		0		

Income Category:

	Owner	Renter	Total	Person
Extremely Low	0	0	0	0
Low Mod	0	0	0	0
Moderate	0	0	0	0
Non Low Moderate	0	0	0	0
Total	0	0	0	0
Percent Low/Mod	0.0%	0.0%	0.0%	0.0%

Annual Accomplishments

Accomplishment Narrative

Year # Benefiting

UGLG:

Grant Year: 2020

Project: 0068 - 2020 CD

Objective:

IDIS Activity: 48440 - 7220101 Cooper

Outcome:

Activity to prevent, prepare for, and respond to Coronavirus: No

Status: Open

Matrix Code: General Program Administration (21A)

Location:

National Objective:

Initial Funding Date: 03/01/2021

Description:

Financing:

local admin

Funded Amount: \$20,000.00  
 Net Drawn: \$5,100.00  
 Balance: \$14,900.00

Proposed Accomplishments:

: 0  
 Total Population in Service Area: 0  
 Census Tract Percent Low / Mod: 0.00

Actual Accomplishments:

Number assisted:

	Owner		Renter		Total		Person
	Total	Hispanic	Total	Hispanic	Total	Hispanic	
White:	0	0	0	0	0	0	0
Black/African American:	0	0	0	0	0	0	0
Asian:	0	0	0	0	0	0	0
American Indian/Alaskan Native:	0	0	0	0	0	0	0
Native Hawaiian/Other Pacific Islander:	0	0	0	0	0	0	0
American Indian/Alaskan Native & White:	0	0	0	0	0	0	0
Asian White:	0	0	0	0	0	0	0
Black/African American & White:	0	0	0	0	0	0	0
American Indian/Alaskan Native & Black/African American:	0	0	0	0	0	0	0
Other multi-racial:	0	0	0	0	0	0	0
Asian/Pacific Islander:	0	0	0	0	0	0	0
Hispanic:	0	0	0	0	0	0	0
Total:	0	0	0	0	0	0	0
Female-headed Households:	0		0		0		

Income Category:

	Owner	Renter	Total	Person
Extremely Low	0	0	0	0
Low Mod	0	0	0	0
Moderate	0	0	0	0
Non Low Moderate	0	0	0	0
Total	0	0	0	0
Percent Low/Mod	0.0%	0.0%	0.0%	0.0%

Annual Accomplishments Accomplishment Narrative

Year # Benefiting

UGLG: COOPER

Grant Year: 2020

Project: 0068 - 2020 CD

Objective: Create suitable living environments

IDIS Activity: 48441 - 7220101 Cooper

Outcome: Availability/accessibility

Activity to prevent, prepare for, and respond to Coronavirus: No

Status: Open

Matrix Code: Water/Sewer Improvements (03J)

Location:

91 N Side Sq Cooper, TX 75432-1936

National Objective: LMA

Initial Funding Date: 03/01/2021

Description:

Financing:

Contractor shall replace WTP components to become compliant with TCEQ regulations and improve water quality.

Funded Amount: \$255,000.00

Net Drawn: \$6,315.00

Contractor shall replace clarifier, raw water intake structure gates and valves, install

Balance: \$248,685.00

Proposed Accomplishments:

People (General) : 1,880

Total Population in Service Area: 1,880

Census Tract Percent Low / Mod: 59.50

Actual Accomplishments:

Number assisted:

	Owner		Renter		Total		Person
	Total	Hispanic	Total	Hispanic	Total	Hispanic	
White:	0	0	0	0	0	0	0
Black/African American:	0	0	0	0	0	0	0
Asian:	0	0	0	0	0	0	0
American Indian/Alaskan Native:	0	0	0	0	0	0	0
Native Hawaiian/Other Pacific Islander:	0	0	0	0	0	0	0
American Indian/Alaskan Native & White:	0	0	0	0	0	0	0
Asian White:	0	0	0	0	0	0	0

Black/African American & White:	0	0	0	0	0	0	0
American Indian/Alaskan Native & Black/African American:	0	0	0	0	0	0	0
Other multi-racial:	0	0	0	0	0	0	0
Asian/Pacific Islander:	0	0	0	0	0	0	0
Hispanic:	0	0	0	0	0	0	0
Total:	0	0	0	0	0	0	0
Female-headed Households:	0		0		0		

Income Category:

	Owner	Renter	Total	Person
Extremely Low	0	0	0	0
Low Mod	0	0	0	0
Moderate	0	0	0	0
Non Low Moderate	0	0	0	0
Total	0	0	0	0
Percent Low/Mod	0.0%	0.0%	0.0%	0.0%

Annual Accomplishments

Accomplishment Narrative

Year # Benefiting

UGLG:

Grant Year: 2020

Project: 0068 - 2020 CD

Objective:

IDIS Activity: 48442 - 7220109 Cottonwood Shores

Outcome:

Activity to prevent, prepare for, and respond to Coronavirus: No

Status: Open

Matrix Code: General Program Administration (21A)

Location:

National Objective:

Initial Funding Date: 03/01/2021

Description:

Financing:

local admin

Funded Amount: \$22,000.00

Net Drawn: \$10,485.50

Balance: \$11,514.50



Proposed Accomplishments:

: 0

Total Population in Service Area: 0

Census Tract Percent Low / Mod: 0.00

Actual Accomplishments:

Number assisted:

	Owner		Renter		Total		Person
	Total	Hispanic	Total	Hispanic	Total	Hispanic	
White:	0	0	0	0	0	0	0
Black/African American:	0	0	0	0	0	0	0
Asian:	0	0	0	0	0	0	0
American Indian/Alaskan Native:	0	0	0	0	0	0	0
Native Hawaiian/Other Pacific Islander:	0	0	0	0	0	0	0
American Indian/Alaskan Native & White:	0	0	0	0	0	0	0
Asian White:	0	0	0	0	0	0	0
Black/African American & White:	0	0	0	0	0	0	0
American Indian/Alaskan Native & Black/African American:	0	0	0	0	0	0	0
Other multi-racial:	0	0	0	0	0	0	0
Asian/Pacific Islander:	0	0	0	0	0	0	0
Hispanic:	0	0	0	0	0	0	0
Total:	0	0	0	0	0	0	0
Female-headed Households:	0		0		0		

Income Category:

	Owner	Renter	Total	Person
Extremely Low	0	0	0	0
Low Mod	0	0	0	0
Moderate	0	0	0	0
Non Low Moderate	0	0	0	0
Total	0	0	0	0
Percent Low/Mod	0.0%	0.0%	0.0%	0.0%

Annual Accomplishments

Accomplishment Narrative

Year # Benefiting

UGLG: CITY OF COTTONWOOD SHORES

Grant Year: 2020  
Project: 0068 - 2020 CD

Objective: Create suitable living environments

IDIS Activity: 48443 - 7220109 Cottonwood Shores  
Activity to prevent, prepare for, and respond to Coronavirus: No

Outcome: Sustainability

Status: Open  
Location:  
3808 Cottonwood Dr Cottonwood Shores, TX 78657-9433

Matrix Code: Water/Sewer Improvements (03J)

National Objective: LMA

Initial Funding Date: 03/01/2021  
Financing:  
Funded Amount: \$278,000.00  
Net Drawn: \$12,675.00  
Balance: \$265,325.00

Description:  
Contractor shall resolve the inability to dispose of waste by constructing a municipal wastewater lift station.  
Contractor shall install a lift station wet well, grinder pumps, SCADA system, two hundred

Proposed Accomplishments:  
People (General) : 1,760  
Total Population in Service Area: 1,760  
Census Tract Percent Low / Mod: 58.80

Actual Accomplishments:

Number assisted:

	Owner		Renter		Total		Person
	Total	Hispanic	Total	Hispanic	Total	Hispanic	
White:	0	0	0	0	0	0	0
Black/African American:	0	0	0	0	0	0	0
Asian:	0	0	0	0	0	0	0
American Indian/Alaskan Native:	0	0	0	0	0	0	0
Native Hawaiian/Other Pacific Islander:	0	0	0	0	0	0	0
American Indian/Alaskan Native & White:	0	0	0	0	0	0	0
Asian White:	0	0	0	0	0	0	0
Black/African American & White:	0	0	0	0	0	0	0
American Indian/Alaskan Native & Black/African American:	0	0	0	0	0	0	0
Other multi-racial:	0	0	0	0	0	0	0

Asian/Pacific Islander:	0	0	0	0	0	0	0
Hispanic:	0	0	0	0	0	0	0
Total:	0	0	0	0	0	0	0
Female-headed Households:	0		0		0		

Income Category:

	Owner	Renter	Total	Person
Extremely Low	0	0	0	0
Low Mod	0	0	0	0
Moderate	0	0	0	0
Non Low Moderate	0	0	0	0
Total	0	0	0	0
Percent Low/Mod	0.0%	0.0%	0.0%	0.0%

Annual Accomplishments      Accomplishment Narrative

Year      # Benefiting

UGLG:  
Grant Year: 2020  
Project: 0068 - 2020 CD

Objective:

IDIS Activity: 48451 - 7220121 Eagle Lake  
Activity to prevent, prepare for, and respond to Coronavirus: No

Outcome:

Status: Open  
Location:

Matrix Code: General Program Administration (21A)

National Objective:

Initial Funding Date: 03/01/2021  
Financing:  
Funded Amount: \$38,500.00  
Net Drawn: \$11,550.00  
Balance: \$26,950.00

Description:  
local admin

Proposed Accomplishments:  
: 0

Total Population in Service Area: 0  
 Census Tract Percent Low / Mod: 0.00

Actual Accomplishments:

Number assisted:

	Owner		Renter		Total		Person
	Total	Hispanic	Total	Hispanic	Total	Hispanic	
White:	0	0	0	0	0	0	0
Black/African American:	0	0	0	0	0	0	0
Asian:	0	0	0	0	0	0	0
American Indian/Alaskan Native:	0	0	0	0	0	0	0
Native Hawaiian/Other Pacific Islander:	0	0	0	0	0	0	0
American Indian/Alaskan Native & White:	0	0	0	0	0	0	0
Asian White:	0	0	0	0	0	0	0
Black/African American & White:	0	0	0	0	0	0	0
American Indian/Alaskan Native & Black/African American:	0	0	0	0	0	0	0
Other multi-racial:	0	0	0	0	0	0	0
Asian/Pacific Islander:	0	0	0	0	0	0	0
Hispanic:	0	0	0	0	0	0	0
Total:	0	0	0	0	0	0	0
Female-headed Households:	0		0		0		

Income Category:

	Owner	Renter	Total	Person
Extremely Low	0	0	0	0
Low Mod	0	0	0	0
Moderate	0	0	0	0
Non Low Moderate	0	0	0	0
Total	0	0	0	0
Percent Low/Mod	0.0%	0.0%	0.0%	0.0%

Annual Accomplishments

Accomplishment Narrative

Year # Benefiting

UGLG:

Grant Year: 2020

Project: 0068 - 2020 CD

Objective:

IDIS Activity: 48453 - 7220129 Eldorado

Outcome:

Activity to prevent, prepare for, and respond to Coronavirus: No

Status: Open

Matrix Code: General Program Administration (21A)

Location:

National Objective:

Initial Funding Date: 03/01/2021

Description:

Financing:

local admin

Funded Amount: \$30,250.00

Net Drawn: \$15,125.00

Balance: \$15,125.00

Proposed Accomplishments:

: 0

Total Population in Service Area: 0

Census Tract Percent Low / Mod: 0.00

Actual Accomplishments:

Number assisted:

	Owner		Renter		Total		Person
	Total	Hispanic	Total	Hispanic	Total	Hispanic	
White:	0	0	0	0	0	0	0
Black/African American:	0	0	0	0	0	0	0
Asian:	0	0	0	0	0	0	0
American Indian/Alaskan Native:	0	0	0	0	0	0	0
Native Hawaiian/Other Pacific Islander:	0	0	0	0	0	0	0
American Indian/Alaskan Native & White:	0	0	0	0	0	0	0
Asian White:	0	0	0	0	0	0	0
Black/African American & White:	0	0	0	0	0	0	0
American Indian/Alaskan Native & Black/African American:	0	0	0	0	0	0	0
Other multi-racial:	0	0	0	0	0	0	0
Asian/Pacific Islander:	0	0	0	0	0	0	0
Hispanic:	0	0	0	0	0	0	0

Total: 0 0 0 0 0 0 0  
 Female-headed Households: 0 0 0 0 0 0

Income Category:

	Owner	Renter	Total	Person
Extremely Low	0	0	0	0
Low Mod	0	0	0	0
Moderate	0	0	0	0
Non Low Moderate	0	0	0	0
Total	0	0	0	0
Percent Low/Mod	0.0%	0.0%	0.0%	0.0%

Annual Accomplishments

Accomplishment Narrative

Year # Benefiting

UGLG: CITY OF ELDORADO

Grant Year: 2020

Project: 0068 - 2020 CD

Objective: Create suitable living environments

IDIS Activity: 48454 - 7220129 Eldorado

Outcome: Availability/accessibility

Activity to prevent, prepare for, and respond to Coronavirus: No

Status: Open

Matrix Code: Water/Sewer Improvements (03J)

Location:

PO Box 713 Eldorado, TX 76936-0713

National Objective: LMA

Initial Funding Date: 03/01/2021

Financing: Contractor shall install approximately two thousand five hundred fifty linear feet (2,550 l.f.) of eight-inch (8") sewer line, manholes, and all associated appurtenances.

Funded Amount: \$244,750.00

Net Drawn: \$2,813.25

Balance: \$241,936.75

Proposed Accomplishments:

People (General) : 78

Total Population in Service Area: 78

Census Tract Percent Low / Mod: 67.90

Actual Accomplishments:

Number assisted:

	Owner		Renter		Total		Person
	Total	Hispanic	Total	Hispanic	Total	Hispanic	
White:	0	0	0	0	0	0	0
Black/African American:	0	0	0	0	0	0	0
Asian:	0	0	0	0	0	0	0
American Indian/Alaskan Native:	0	0	0	0	0	0	0
Native Hawaiian/Other Pacific Islander:	0	0	0	0	0	0	0
American Indian/Alaskan Native & White:	0	0	0	0	0	0	0
Asian White:	0	0	0	0	0	0	0
Black/African American & White:	0	0	0	0	0	0	0
American Indian/Alaskan Native & Black/African American:	0	0	0	0	0	0	0
Other multi-racial:	0	0	0	0	0	0	0
Asian/Pacific Islander:	0	0	0	0	0	0	0
Hispanic:	0	0	0	0	0	0	0
Total:	0	0	0	0	0	0	0
Female-headed Households:	0		0		0		

Income Category:

	Owner	Renter	Total	Person
Extremely Low	0	0	0	0
Low Mod	0	0	0	0
Moderate	0	0	0	0
Non Low Moderate	0	0	0	0
Total	0	0	0	0
Percent Low/Mod	0.0%	0.0%	0.0%	0.0%

Annual Accomplishments

Accomplishment Narrative

Year # Benefiting

UGLG:

Grant Year: 2020

Project: 0068 - 2020 CD

Objective:

IDIS Activity: 48455 - 7220130 Emory

Outcome:

Activity to prevent, prepare for, and respond to Coronavirus: No

Status: Open

Matrix Code: General Program Administration (21A)

Location:

National Objective:

Initial Funding Date: 03/01/2021

Description:

Financing:

local admin

Funded Amount: \$17,900.00

Net Drawn: \$5,370.00

Balance: \$12,530.00

Proposed Accomplishments:

: 0

Total Population in Service Area: 0

Census Tract Percent Low / Mod: 0.00

Actual Accomplishments:

Number assisted:

	Owner		Renter		Total		Person
	Total	Hispanic	Total	Hispanic	Total	Hispanic	
White:	0	0	0	0	0	0	0
Black/African American:	0	0	0	0	0	0	0
Asian:	0	0	0	0	0	0	0
American Indian/Alaskan Native:	0	0	0	0	0	0	0
Native Hawaiian/Other Pacific Islander:	0	0	0	0	0	0	0
American Indian/Alaskan Native & White:	0	0	0	0	0	0	0
Asian White:	0	0	0	0	0	0	0
Black/African American & White:	0	0	0	0	0	0	0
American Indian/Alaskan Native & Black/African American:	0	0	0	0	0	0	0
Other multi-racial:	0	0	0	0	0	0	0
Asian/Pacific Islander:	0	0	0	0	0	0	0
Hispanic:	0	0	0	0	0	0	0
Total:	0	0	0	0	0	0	0
Female-headed Households:	0		0		0		



Income Category:

	Owner	Renter	Total	Person
Extremely Low	0	0	0	0
Low Mod	0	0	0	0
Moderate	0	0	0	0
Non Low Moderate	0	0	0	0
Total	0	0	0	0
Percent Low/Mod	0.0%	0.0%	0.0%	0.0%

Annual Accomplishments

Accomplishment Narrative

Year # Benefiting

UGLG: Emory

Grant Year: 2020

Project: 0068 - 2020 CD

Objective: Create suitable living environments

IDIS Activity: 48457 - 7220130 Emory

Outcome: Availability/accessibility

Activity to prevent, prepare for, and respond to Coronavirus: No

Status: Open

Matrix Code: Water/Sewer Improvements (03J)

Location:

PO Box 100 Emory, TX 75440-0100

National Objective: LMA

Initial Funding Date: 03/01/2021

Financing:

Funded Amount: \$127,931.00

Net Drawn: \$8,250.00

Balance: \$119,681.00

Description:

Contractor shall provide first-time sewer access to households in the Ravine Street neighborhood.

Contractor shall install one (1) lift station with pumps and electrical improvements,

Proposed Accomplishments:

People (General) : 16

Total Population in Service Area: 16

Census Tract Percent Low / Mod: 81.20

Actual Accomplishments:

Number assisted:

	Owner		Renter		Total		Person
	Total	Hispanic	Total	Hispanic	Total	Hispanic	
White:	0	0	0	0	0	0	0
Black/African American:	0	0	0	0	0	0	0
Asian:	0	0	0	0	0	0	0
American Indian/Alaskan Native:	0	0	0	0	0	0	0
Native Hawaiian/Other Pacific Islander:	0	0	0	0	0	0	0
American Indian/Alaskan Native & White:	0	0	0	0	0	0	0
Asian White:	0	0	0	0	0	0	0
Black/African American & White:	0	0	0	0	0	0	0
American Indian/Alaskan Native & Black/African American:	0	0	0	0	0	0	0
Other multi-racial:	0	0	0	0	0	0	0
Asian/Pacific Islander:	0	0	0	0	0	0	0
Hispanic:	0	0	0	0	0	0	0
Total:	0	0	0	0	0	0	0
Female-headed Households:	0		0		0		

Income Category:

	Owner	Renter	Total	Person
Extremely Low	0	0	0	0
Low Mod	0	0	0	0
Moderate	0	0	0	0
Non Low Moderate	0	0	0	0
Total	0	0	0	0
Percent Low/Mod	0.0%	0.0%	0.0%	0.0%

Annual Accomplishments

Accomplishment Narrative

Year # Benefiting

UGLG:

Grant Year: 2020

Project: 0068 - 2020 CD

Objective:

IDIS Activity: 48460 - 7220139 Fisher County

Outcome:

Activity to prevent, prepare for, and respond to Coronavirus: No

Status: Open

Matrix Code: General Program Administration (21A)

Location:

National Objective:

Initial Funding Date: 03/01/2021  
 Financing:  
 Funded Amount: \$30,250.00  
 Net Drawn: \$15,125.00  
 Balance: \$15,125.00

Description:  
local admin

Proposed Accomplishments:

: 0  
 Total Population in Service Area: 0  
 Census Tract Percent Low / Mod: 0.00

Actual Accomplishments:

Number assisted:

	Owner		Renter		Total		Person
	Total	Hispanic	Total	Hispanic	Total	Hispanic	
White:	0	0	0	0	0	0	0
Black/African American:	0	0	0	0	0	0	0
Asian:	0	0	0	0	0	0	0
American Indian/Alaskan Native:	0	0	0	0	0	0	0
Native Hawaiian/Other Pacific Islander:	0	0	0	0	0	0	0
American Indian/Alaskan Native & White:	0	0	0	0	0	0	0
Asian White:	0	0	0	0	0	0	0
Black/African American & White:	0	0	0	0	0	0	0
American Indian/Alaskan Native & Black/African American:	0	0	0	0	0	0	0
Other multi-racial:	0	0	0	0	0	0	0
Asian/Pacific Islander:	0	0	0	0	0	0	0
Hispanic:	0	0	0	0	0	0	0
Total:	0	0	0	0	0	0	0
Female-headed Households:	0		0		0		

Income Category:

Owner	Renter	Total	Person
-------	--------	-------	--------

Extremely Low	0	0	0	0
Low Mod	0	0	0	0
Moderate	0	0	0	0
Non Low Moderate	0	0	0	0
Total	0	0	0	0
Percent Low/Mod	0.0%	0.0%	0.0%	0.0%

Annual Accomplishments      Accomplishment Narrative

Year      # Benefiting  
 UGLG:      Fisher County  
 Grant Year:      2020  
 Project:      0068 - 2020 CD

Objective:      Create suitable living environments

IDIS Activity:      48461 - 7220139 Fisher County  
 Activity to prevent, prepare for, and respond to Coronavirus:      No

Outcome:      Availability/accessibility

Status:      Open  
 Location:

Matrix Code:      Water/Sewer Improvements (03J)

PO Box 306      Roby, TX 79543-0306

National Objective:      LMA

Initial Funding Date:      03/18/2021  
 Financing:  
 Funded Amount:      \$244,750.00  
 Net Drawn:      \$18,100.00  
 Balance:      \$226,650.00

Description:  
 Contractor shall, in cooperation with Sylvester-McCauley WSC, replace deteriorated water lines to reduce water loss and eliminate breaks.  
 Contractor shall install approximately eleven thousand seven hundred linear feet (11,700

Proposed Accomplishments:

People (General) : 179  
 Total Population in Service Area: 179  
 Census Tract Percent Low / Mod: 59.70

Actual Accomplishments:

Number assisted:

Owner		Renter		Total		Person
Total	Hispanic	Total	Hispanic	Total	Hispanic	

White:	0	0	0	0	0	0	0
Black/African American:	0	0	0	0	0	0	0
Asian:	0	0	0	0	0	0	0
American Indian/Alaskan Native:	0	0	0	0	0	0	0
Native Hawaiian/Other Pacific Islander:	0	0	0	0	0	0	0
American Indian/Alaskan Native & White:	0	0	0	0	0	0	0
Asian White:	0	0	0	0	0	0	0
Black/African American & White:	0	0	0	0	0	0	0
American Indian/Alaskan Native & Black/African American:	0	0	0	0	0	0	0
Other multi-racial:	0	0	0	0	0	0	0
Asian/Pacific Islander:	0	0	0	0	0	0	0
Hispanic:	0	0	0	0	0	0	0
Total:	0	0	0	0	0	0	0
Female-headed Households:	0		0		0		

Income Category:

	Owner	Renter	Total	Person
Extremely Low	0	0	0	0
Low Mod	0	0	0	0
Moderate	0	0	0	0
Non Low Moderate	0	0	0	0
Total	0	0	0	0
Percent Low/Mod	0.0%	0.0%	0.0%	0.0%

Annual Accomplishments

Accomplishment Narrative

Year # Benefiting

UGLG:

Grant Year: 2020

Project: 0001 - 2018 CD

Objective:

IDIS Activity: 48462 - 7220140 Floresville

Outcome:

Activity to prevent, prepare for, and respond to Coronavirus: No

Status: Open

Matrix Code: General Program Administration (21A)

Location:

National Objective:

, -

Initial Funding Date: 03/01/2021  
 Financing:  
 Funded Amount: \$0.00  
 Net Drawn: \$0.00  
 Balance: \$0.00

Description:  
 local admin

Proposed Accomplishments:

: 0  
 Total Population in Service Area: 0  
 Census Tract Percent Low / Mod: 0.00

Actual Accomplishments:

Number assisted:

	Owner		Renter		Total		Person
	Total	Hispanic	Total	Hispanic	Total	Hispanic	
White:	0	0	0	0	0	0	0
Black/African American:	0	0	0	0	0	0	0
Asian:	0	0	0	0	0	0	0
American Indian/Alaskan Native:	0	0	0	0	0	0	0
Native Hawaiian/Other Pacific Islander:	0	0	0	0	0	0	0
American Indian/Alaskan Native & White:	0	0	0	0	0	0	0
Asian White:	0	0	0	0	0	0	0
Black/African American & White:	0	0	0	0	0	0	0
American Indian/Alaskan Native & Black/African American:	0	0	0	0	0	0	0
Other multi-racial:	0	0	0	0	0	0	0
Asian/Pacific Islander:	0	0	0	0	0	0	0
Hispanic:	0	0	0	0	0	0	0
Total:	0	0	0	0	0	0	0
Female-headed Households:	0		0		0		

Income Category:

	Owner	Renter	Total	Person
Extremely Low	0	0	0	0
Low Mod	0	0	0	0
Moderate	0	0	0	0

Non Low Moderate	0	0	0	0
Total	0	0	0	0
Percent Low/Mod	0.0%	0.0%	0.0%	0.0%

Annual Accomplishments      Accomplishment Narrative

Year      # Benefiting

UGLG:

Grant Year:    2020

Project:        0068 - 2020 CD

Objective:

IDIS Activity:    48465 - 7220149 Franklin County

Outcome:

Activity to prevent, prepare for, and respond to Coronavirus:    No

Status:         Open

Matrix Code:      General Program Administration (21A)

Location:

National Objective:

Initial Funding Date:    03/01/2021

Description:

Financing:

local admin

Funded Amount:         \$30,250.00

Net Drawn:                \$15,125.00

Balance:                  \$15,125.00

Proposed Accomplishments:

: 0

Total Population in Service Area: 0

Census Tract Percent Low / Mod: 0.00

Actual Accomplishments:

Number assisted:

	Owner		Renter		Total		
	Total	Hispanic	Total	Hispanic	Total	Hispanic	Person
White:	0	0	0	0	0	0	0
Black/African American:	0	0	0	0	0	0	0
Asian:	0	0	0	0	0	0	0

American Indian/Alaskan Native:	0	0	0	0	0	0	0
Native Hawaiian/Other Pacific Islander:	0	0	0	0	0	0	0
American Indian/Alaskan Native & White:	0	0	0	0	0	0	0
Asian White:	0	0	0	0	0	0	0
Black/African American & White:	0	0	0	0	0	0	0
American Indian/Alaskan Native & Black/African American:	0	0	0	0	0	0	0
Other multi-racial:	0	0	0	0	0	0	0
Asian/Pacific Islander:	0	0	0	0	0	0	0
Hispanic:	0	0	0	0	0	0	0
Total:	0	0	0	0	0	0	0
Female-headed Households:	0		0		0		

Income Category:

	Owner	Renter	Total	Person
Extremely Low	0	0	0	0
Low Mod	0	0	0	0
Moderate	0	0	0	0
Non Low Moderate	0	0	0	0
Total	0	0	0	0
Percent Low/Mod	0.0%	0.0%	0.0%	0.0%

Annual Accomplishments

Accomplishment Narrative

Year # Benefiting  
 UGLG: Franklin County  
 Grant Year: 2020  
 Project: 0068 - 2020 CD

Objective: Create suitable living environments

IDIS Activity: 48466 - 7220149 Franklin County  
 Activity to prevent, prepare for, and respond to Coronavirus: No

Outcome: Availability/accessibility

Status: Open  
 Location:  
 200 Kaufman St N Mount Vernon, TX 75457-2312

Matrix Code: Water/Sewer Improvements (03J)

National Objective: LMA

Initial Funding Date: 03/01/2021  
 Financing:

Description:  
 Contractor, in cooperation with Cypress Springs SUD, shall replace deteriorated water lines



Funded Amount: \$244,750.00  
 Net Drawn: \$16,000.00  
 Balance: \$228,750.00

to prevent frequent maintenance issues and improve water quality.  
 Contractor shall install approximately ten thousand two hundred linear feet (10,200 l.f.) of

Proposed Accomplishments:

People (General) : 161  
 Total Population in Service Area: 161  
 Census Tract Percent Low / Mod: 78.80

Actual Accomplishments:

Number assisted:

	Owner		Renter		Total		Person
	Total	Hispanic	Total	Hispanic	Total	Hispanic	
White:	0	0	0	0	0	0	0
Black/African American:	0	0	0	0	0	0	0
Asian:	0	0	0	0	0	0	0
American Indian/Alaskan Native:	0	0	0	0	0	0	0
Native Hawaiian/Other Pacific Islander:	0	0	0	0	0	0	0
American Indian/Alaskan Native & White:	0	0	0	0	0	0	0
Asian White:	0	0	0	0	0	0	0
Black/African American & White:	0	0	0	0	0	0	0
American Indian/Alaskan Native & Black/African American:	0	0	0	0	0	0	0
Other multi-racial:	0	0	0	0	0	0	0
Asian/Pacific Islander:	0	0	0	0	0	0	0
Hispanic:	0	0	0	0	0	0	0
Total:	0	0	0	0	0	0	0
Female-headed Households:	0		0		0		

Income Category:

	Owner	Renter	Total	Person
Extremely Low	0	0	0	0
Low Mod	0	0	0	0
Moderate	0	0	0	0
Non Low Moderate	0	0	0	0
Total	0	0	0	0
Percent Low/Mod	0.0%	0.0%	0.0%	0.0%

Annual Accomplishments Accomplishment Narrative

Year # Benefiting

UGLG:

Grant Year: 2020

Project: 0068 - 2020 CD

Objective:

IDIS Activity: 48467 - 7220150 Ganado

Outcome:

Activity to prevent, prepare for, and respond to Coronavirus: No

Status: Open

Matrix Code: General Program Administration (21A)

Location:

National Objective:

Initial Funding Date: 03/01/2021

Description:

Financing:

local admin

Funded Amount: \$30,250.00

Net Drawn: \$9,075.00

Balance: \$21,175.00

Proposed Accomplishments:

: 0

Total Population in Service Area: 0

Census Tract Percent Low / Mod: 0.00

Actual Accomplishments:

Number assisted:

	Owner		Renter		Total		
	Total	Hispanic	Total	Hispanic	Total	Hispanic	Person
White:	0	0	0	0	0	0	0
Black/African American:	0	0	0	0	0	0	0
Asian:	0	0	0	0	0	0	0
American Indian/Alaskan Native:	0	0	0	0	0	0	0
Native Hawaiian/Other Pacific Islander:	0	0	0	0	0	0	0
American Indian/Alaskan Native & White:	0	0	0	0	0	0	0
Asian White:	0	0	0	0	0	0	0

Black/African American & White:	0	0	0	0	0	0	0
American Indian/Alaskan Native & Black/African American:	0	0	0	0	0	0	0
Other multi-racial:	0	0	0	0	0	0	0
Asian/Pacific Islander:	0	0	0	0	0	0	0
Hispanic:	0	0	0	0	0	0	0
Total:	0	0	0	0	0	0	0
Female-headed Households:	0		0		0		

Income Category:

	Owner	Renter	Total	Person
Extremely Low	0	0	0	0
Low Mod	0	0	0	0
Moderate	0	0	0	0
Non Low Moderate	0	0	0	0
Total	0	0	0	0
Percent Low/Mod	0.0%	0.0%	0.0%	0.0%

Annual Accomplishments

Accomplishment Narrative

Year # Benefiting

UGLG: CITY OF GANADO

Grant Year: 2020

Project: 0068 - 2020 CD

Objective: Create suitable living environments

IDIS Activity: 48468 - 7220150 Ganado

Outcome: Availability/accessibility

Activity to prevent, prepare for, and respond to Coronavirus: No

Status: Open

Matrix Code: Water/Sewer Improvements (03J)

Location:

PO Box 264 Ganado, TX 77962-0264

National Objective: LMA

Initial Funding Date: 03/01/2021

Financing:

Funded Amount: \$244,750.00

Net Drawn: \$3,750.00

Balance: \$241,000.00

Description:

Contractor shall install approximately two thousand seven hundred linear feet (2,700 l.f.) of eight-inch (8") sewer lines, nine (9) concrete manholes, reconnections, and all associated appurtenances.

Proposed Accomplishments:

People (General) : 131

Total Population in Service Area: 131

Census Tract Percent Low / Mod: 61.00

Actual Accomplishments:

Number assisted:

	Owner		Renter		Total		Person
	Total	Hispanic	Total	Hispanic	Total	Hispanic	
White:	0	0	0	0	0	0	0
Black/African American:	0	0	0	0	0	0	0
Asian:	0	0	0	0	0	0	0
American Indian/Alaskan Native:	0	0	0	0	0	0	0
Native Hawaiian/Other Pacific Islander:	0	0	0	0	0	0	0
American Indian/Alaskan Native & White:	0	0	0	0	0	0	0
Asian White:	0	0	0	0	0	0	0
Black/African American & White:	0	0	0	0	0	0	0
American Indian/Alaskan Native & Black/African American:	0	0	0	0	0	0	0
Other multi-racial:	0	0	0	0	0	0	0
Asian/Pacific Islander:	0	0	0	0	0	0	0
Hispanic:	0	0	0	0	0	0	0
Total:	0	0	0	0	0	0	0
Female-headed Households:	0		0		0		

Income Category:

	Owner	Renter	Total	Person
Extremely Low	0	0	0	0
Low Mod	0	0	0	0
Moderate	0	0	0	0
Non Low Moderate	0	0	0	0
Total	0	0	0	0
Percent Low/Mod	0.0%	0.0%	0.0%	0.0%

Annual Accomplishments

Accomplishment Narrative

Year # Benefiting

UGLG:

Grant Year: 2020  
Project: 0068 - 2020 CD

Objective:

IDIS Activity: 48469 - 7220151 Goldthwaite  
Activity to prevent, prepare for, and respond to Coronavirus: No

Outcome:

Status: Open  
Location:

Matrix Code: General Program Administration (21A)

National Objective:

Initial Funding Date: 03/01/2021  
Financing:  
Funded Amount: \$30,250.00  
Net Drawn: \$9,075.00  
Balance: \$21,175.00

Description:  
local admin

Proposed Accomplishments:  
: 0

Total Population in Service Area: 0  
Census Tract Percent Low / Mod: 0.00

Actual Accomplishments:

Number assisted:

	Owner		Renter		Total		Person
	Total	Hispanic	Total	Hispanic	Total	Hispanic	
White:	0	0	0	0	0	0	0
Black/African American:	0	0	0	0	0	0	0
Asian:	0	0	0	0	0	0	0
American Indian/Alaskan Native:	0	0	0	0	0	0	0
Native Hawaiian/Other Pacific Islander:	0	0	0	0	0	0	0
American Indian/Alaskan Native & White:	0	0	0	0	0	0	0
Asian White:	0	0	0	0	0	0	0
Black/African American & White:	0	0	0	0	0	0	0
American Indian/Alaskan Native & Black/African American:	0	0	0	0	0	0	0
Other multi-racial:	0	0	0	0	0	0	0

Asian/Pacific Islander:	0	0	0	0	0	0	0
Hispanic:	0	0	0	0	0	0	0
Total:	0	0	0	0	0	0	0
Female-headed Households:	0		0		0		

Income Category:

	Owner	Renter	Total	Person
Extremely Low	0	0	0	0
Low Mod	0	0	0	0
Moderate	0	0	0	0
Non Low Moderate	0	0	0	0
Total	0	0	0	0
Percent Low/Mod	0.0%	0.0%	0.0%	0.0%

Annual Accomplishments

Accomplishment Narrative

Year # Benefiting  
 UGLG: GRAFORD  
 Grant Year: 2020  
 Project: 0068 - 2020 CD

Objective: Create suitable living environments

IDIS Activity: 48474 - 7220160 Graford  
 Activity to prevent, prepare for, and respond to Coronavirus: No

Outcome: Availability/accessibility

Status: Open  
 Location:

Matrix Code: Water/Sewer Improvements (03J)

PO Box 97 Graford, TX 76449-0097

National Objective: LMA

Initial Funding Date: 03/01/2021  
 Financing:  
 Funded Amount: \$455,000.00  
 Net Drawn: \$27,500.00  
 Balance: \$427,500.00

Description:  
 Contractor shall replace deteriorated sewer lines to eliminate inflow and infiltration and sewage backups.  
 Contractor shall install approximately five thousand linear feet (5,000 l.f.) of eight-inch

Proposed Accomplishments:  
 People (General) : 647

Total Population in Service Area: 647  
 Census Tract Percent Low / Mod: 52.20

Actual Accomplishments:

Number assisted:

	Owner		Renter		Total		Person
	Total	Hispanic	Total	Hispanic	Total	Hispanic	
White:	0	0	0	0	0	0	0
Black/African American:	0	0	0	0	0	0	0
Asian:	0	0	0	0	0	0	0
American Indian/Alaskan Native:	0	0	0	0	0	0	0
Native Hawaiian/Other Pacific Islander:	0	0	0	0	0	0	0
American Indian/Alaskan Native & White:	0	0	0	0	0	0	0
Asian White:	0	0	0	0	0	0	0
Black/African American & White:	0	0	0	0	0	0	0
American Indian/Alaskan Native & Black/African American:	0	0	0	0	0	0	0
Other multi-racial:	0	0	0	0	0	0	0
Asian/Pacific Islander:	0	0	0	0	0	0	0
Hispanic:	0	0	0	0	0	0	0
Total:	0	0	0	0	0	0	0
Female-headed Households:	0		0		0		

Income Category:

	Owner	Renter	Total	Person
Extremely Low	0	0	0	0
Low Mod	0	0	0	0
Moderate	0	0	0	0
Non Low Moderate	0	0	0	0
Total	0	0	0	0
Percent Low/Mod	0.0%	0.0%	0.0%	0.0%

Annual Accomplishments

Accomplishment Narrative

Year # Benefiting

UGLG:

Grant Year: 2020

Project: 0068 - 2020 CD

Objective:

IDIS Activity: 48486 - 7220169 Groom

Outcome:

Activity to prevent, prepare for, and respond to Coronavirus: No

Status: Open

Matrix Code: General Program Administration (21A)

Location:

National Objective:

Initial Funding Date: 03/02/2021

Description:

Financing:

local admin

Funded Amount: \$23,880.00

Net Drawn: \$5,000.00

Balance: \$18,880.00

Proposed Accomplishments:

: 0

Total Population in Service Area: 0

Census Tract Percent Low / Mod: 0.00

Actual Accomplishments:

Number assisted:

	Owner		Renter		Total		Person
	Total	Hispanic	Total	Hispanic	Total	Hispanic	
White:	0	0	0	0	0	0	0
Black/African American:	0	0	0	0	0	0	0
Asian:	0	0	0	0	0	0	0
American Indian/Alaskan Native:	0	0	0	0	0	0	0
Native Hawaiian/Other Pacific Islander:	0	0	0	0	0	0	0
American Indian/Alaskan Native & White:	0	0	0	0	0	0	0
Asian White:	0	0	0	0	0	0	0
Black/African American & White:	0	0	0	0	0	0	0
American Indian/Alaskan Native & Black/African American:	0	0	0	0	0	0	0
Other multi-racial:	0	0	0	0	0	0	0
Asian/Pacific Islander:	0	0	0	0	0	0	0
Hispanic:	0	0	0	0	0	0	0



Total: 0 0 0 0 0 0 0  
 Female-headed Households: 0 0 0 0 0 0

Income Category:

	Owner	Renter	Total	Person
Extremely Low	0	0	0	0
Low Mod	0	0	0	0
Moderate	0	0	0	0
Non Low Moderate	0	0	0	0
Total	0	0	0	0
Percent Low/Mod	0.0%	0.0%	0.0%	0.0%

Annual Accomplishments

Accomplishment Narrative

Year # Benefiting  
 UGLG: GROOM  
 Grant Year: 2020

Project: 0068 - 2020 CD

Objective: Create suitable living environments

IDIS Activity: 48487 - 7220169 Groom

Outcome: Availability/accessibility

Activity to prevent, prepare for, and respond to Coronavirus: No

Status: Open

Matrix Code: Water/Sewer Improvements (03J)

Location:

PO Box 217 Groom, TX 79039-0217

National Objective: LMA

Initial Funding Date: 03/02/2021  
 Financing:  
 Funded Amount: \$251,120.00  
 Net Drawn: \$14,900.00  
 Balance: \$236,220.00

Description:  
 Contractor shall replace a portion of its main sewer collection line to reduce leakage and bring the wastewater system back into regulatory compliance.  
 Contractor shall install approximately one thousand seven hundred fifty linear feet (1,750

Proposed Accomplishments:

People (General) : 541  
 Total Population in Service Area: 541  
 Census Tract Percent Low / Mod: 59.80

Actual Accomplishments:

Number assisted:

	Owner		Renter		Total		Person
	Total	Hispanic	Total	Hispanic	Total	Hispanic	
White:	0	0	0	0	0	0	0
Black/African American:	0	0	0	0	0	0	0
Asian:	0	0	0	0	0	0	0
American Indian/Alaskan Native:	0	0	0	0	0	0	0
Native Hawaiian/Other Pacific Islander:	0	0	0	0	0	0	0
American Indian/Alaskan Native & White:	0	0	0	0	0	0	0
Asian White:	0	0	0	0	0	0	0
Black/African American & White:	0	0	0	0	0	0	0
American Indian/Alaskan Native & Black/African American:	0	0	0	0	0	0	0
Other multi-racial:	0	0	0	0	0	0	0
Asian/Pacific Islander:	0	0	0	0	0	0	0
Hispanic:	0	0	0	0	0	0	0
Total:	0	0	0	0	0	0	0
Female-headed Households:	0		0		0		

Income Category:

	Owner	Renter	Total	Person
Extremely Low	0	0	0	0
Low Mod	0	0	0	0
Moderate	0	0	0	0
Non Low Moderate	0	0	0	0
Total	0	0	0	0
Percent Low/Mod	0.0%	0.0%	0.0%	0.0%

Annual Accomplishments

Accomplishment Narrative

Year # Benefiting

UGLG:

Grant Year: 2020

Project: 0068 - 2020 CD

Objective:

IDIS Activity: 48503 - 7220180 Hamlin

Outcome:

Activity to prevent, prepare for, and respond to Coronavirus: No

Status: Open

Matrix Code: General Program Administration (21A)

Location:

National Objective:

Initial Funding Date: 03/04/2021

Description:

Financing:

local admin

Funded Amount: \$30,250.00

Net Drawn: \$15,125.00

Balance: \$15,125.00

Proposed Accomplishments:

: 0

Total Population in Service Area: 0

Census Tract Percent Low / Mod: 0.00

Actual Accomplishments:

Number assisted:

	Owner		Renter		Total		Person
	Total	Hispanic	Total	Hispanic	Total	Hispanic	
White:	0	0	0	0	0	0	0
Black/African American:	0	0	0	0	0	0	0
Asian:	0	0	0	0	0	0	0
American Indian/Alaskan Native:	0	0	0	0	0	0	0
Native Hawaiian/Other Pacific Islander:	0	0	0	0	0	0	0
American Indian/Alaskan Native & White:	0	0	0	0	0	0	0
Asian White:	0	0	0	0	0	0	0
Black/African American & White:	0	0	0	0	0	0	0
American Indian/Alaskan Native & Black/African American:	0	0	0	0	0	0	0
Other multi-racial:	0	0	0	0	0	0	0
Asian/Pacific Islander:	0	0	0	0	0	0	0
Hispanic:	0	0	0	0	0	0	0
Total:	0	0	0	0	0	0	0
Female-headed Households:	0		0		0		

Income Category:

	Owner	Renter	Total	Person
Extremely Low	0	0	0	0
Low Mod	0	0	0	0
Moderate	0	0	0	0
Non Low Moderate	0	0	0	0
Total	0	0	0	0
Percent Low/Mod	0.0%	0.0%	0.0%	0.0%

Annual Accomplishments

Accomplishment Narrative

Year # Benefiting

UGLG: Hamlin

Grant Year: 2020

Project: 0068 - 2020 CD

Objective: Create suitable living environments

IDIS Activity: 48504 - 7220180 Hamlin

Outcome: Availability/accessibility

Activity to prevent, prepare for, and respond to Coronavirus: No

Status: Open

Matrix Code: Water/Sewer Improvements (03J)

Location:

PO Box 157 Hamlin, TX 79520-0157

National Objective: LMA

Initial Funding Date: 08/24/2021

Financing:

Funded Amount: \$244,750.00

Net Drawn: \$21,125.00

Balance: \$223,625.00

Description:

Contractor shall replace sewer lines to reduce inflow and infiltration and eliminate breaks.

Contractor shall install approximately five thousand two hundred sixty linear feet (5,260 l.f.) of eight-, ten- and fifteen-inch (8) sewer line, manholes, clean-outs, related service

Proposed Accomplishments:

People (General) : 40

Total Population in Service Area: 40

Census Tract Percent Low / Mod: 97.50

Actual Accomplishments:

Number assisted:

	Owner		Renter		Total		Person
	Total	Hispanic	Total	Hispanic	Total	Hispanic	
White:	0	0	0	0	0	0	0
Black/African American:	0	0	0	0	0	0	0
Asian:	0	0	0	0	0	0	0
American Indian/Alaskan Native:	0	0	0	0	0	0	0
Native Hawaiian/Other Pacific Islander:	0	0	0	0	0	0	0
American Indian/Alaskan Native & White:	0	0	0	0	0	0	0
Asian White:	0	0	0	0	0	0	0
Black/African American & White:	0	0	0	0	0	0	0
American Indian/Alaskan Native & Black/African American:	0	0	0	0	0	0	0
Other multi-racial:	0	0	0	0	0	0	0
Asian/Pacific Islander:	0	0	0	0	0	0	0
Hispanic:	0	0	0	0	0	0	0
Total:	0	0	0	0	0	0	0
Female-headed Households:	0		0		0		

Income Category:

	Owner	Renter	Total	Person
Extremely Low	0	0	0	0
Low Mod	0	0	0	0
Moderate	0	0	0	0
Non Low Moderate	0	0	0	0
Total	0	0	0	0
Percent Low/Mod	0.0%	0.0%	0.0%	0.0%

Annual Accomplishments

Accomplishment Narrative

Year # Benefiting

UGLG:

Grant Year: 2020

Project: 0068 - 2020 CD

Objective:

IDIS Activity: 48507 - 7220189 Hardin County

Outcome:

Activity to prevent, prepare for, and respond to Coronavirus: No

Status: Open

Matrix Code: General Program Administration (21A)

Location:

National Objective:

Initial Funding Date: 03/04/2021  
 Financing:  
 Funded Amount: \$21,250.00  
 Net Drawn: \$4,687.50  
 Balance: \$16,562.50

Description:  
local admin

Proposed Accomplishments:

: 0  
 Total Population in Service Area: 0  
 Census Tract Percent Low / Mod: 0.00

Actual Accomplishments:

Number assisted:

	Owner		Renter		Total		Person
	Total	Hispanic	Total	Hispanic	Total	Hispanic	
White:	0	0	0	0	0	0	0
Black/African American:	0	0	0	0	0	0	0
Asian:	0	0	0	0	0	0	0
American Indian/Alaskan Native:	0	0	0	0	0	0	0
Native Hawaiian/Other Pacific Islander:	0	0	0	0	0	0	0
American Indian/Alaskan Native & White:	0	0	0	0	0	0	0
Asian White:	0	0	0	0	0	0	0
Black/African American & White:	0	0	0	0	0	0	0
American Indian/Alaskan Native & Black/African American:	0	0	0	0	0	0	0
Other multi-racial:	0	0	0	0	0	0	0
Asian/Pacific Islander:	0	0	0	0	0	0	0
Hispanic:	0	0	0	0	0	0	0
Total:	0	0	0	0	0	0	0
Female-headed Households:	0		0		0		

Income Category:

Owner	Renter	Total	Person
-------	--------	-------	--------

Extremely Low	0	0	0	0
Low Mod	0	0	0	0
Moderate	0	0	0	0
Non Low Moderate	0	0	0	0
Total	0	0	0	0
Percent Low/Mod	0.0%	0.0%	0.0%	0.0%

Annual Accomplishments      Accomplishment Narrative

Year      # Benefiting  
 UGLG:      HOLLIDAY  
 Grant Year:      2020

Project:      0068 - 2020 CD

Objective:      Create suitable living environments

IDIS Activity:      48511 - 7220190 Holliday

Outcome:      Availability/accessibility

Activity to prevent, prepare for, and respond to Coronavirus:      No

Status:      Canceled 05/19/2021

Matrix Code:      Water/Sewer Improvements (03J)

Location:

PO Box 508 Holliday, TX 76366-0508

National Objective: LMA

Initial Funding Date:      03/04/2021  
 Financing:  
 Funded Amount:      \$0.00  
 Net Drawn:      \$0.00  
 Balance:      \$0.00

Description:  
 Contractor shall install approximately six hundred fifty linear feet (650 l.f.) of six-inch (6) sewer line, manholes, pavement repair, related service reconnections and all associated appurtenances.

Proposed Accomplishments:

People (General) : 46  
 Total Population in Service Area: 46  
 Census Tract Percent Low / Mod: 71.70

Actual Accomplishments:

Number assisted:

Owner		Renter		Total		Person
Total	Hispanic	Total	Hispanic	Total	Hispanic	

White:	0	0	0	0	0	0	0
Black/African American:	0	0	0	0	0	0	0
Asian:	0	0	0	0	0	0	0
American Indian/Alaskan Native:	0	0	0	0	0	0	0
Native Hawaiian/Other Pacific Islander:	0	0	0	0	0	0	0
American Indian/Alaskan Native & White:	0	0	0	0	0	0	0
Asian White:	0	0	0	0	0	0	0
Black/African American & White:	0	0	0	0	0	0	0
American Indian/Alaskan Native & Black/African American:	0	0	0	0	0	0	0
Other multi-racial:	0	0	0	0	0	0	0
Asian/Pacific Islander:	0	0	0	0	0	0	0
Hispanic:	0	0	0	0	0	0	0
Total:	0	0	0	0	0	0	0
Female-headed Households:	0		0		0		

Income Category:

	Owner	Renter	Total	Person
Extremely Low	0	0	0	0
Low Mod	0	0	0	0
Moderate	0	0	0	0
Non Low Moderate	0	0	0	0
Total	0	0	0	0
Percent Low/Mod	0.0%	0.0%	0.0%	0.0%

Annual Accomplishments

Accomplishment Narrative

Year # Benefiting

UGLG:  
Grant Year: 2020  
Project: 0068 - 2020 CD

Objective:

IDIS Activity: 48522 - 7220199 Hubbard  
Activity to prevent, prepare for, and respond to Coronavirus: No

Outcome:

Status: Open  
Location:

Matrix Code: General Program Administration (21A)

National Objective:



Initial Funding Date: 03/04/2021  
 Financing:  
 Funded Amount: \$33,000.00  
 Net Drawn: \$16,500.00  
 Balance: \$16,500.00

Description:  
 local admin

Proposed Accomplishments:

: 0  
 Total Population in Service Area: 0  
 Census Tract Percent Low / Mod: 0.00

Actual Accomplishments:

Number assisted:

	Owner		Renter		Total		Person
	Total	Hispanic	Total	Hispanic	Total	Hispanic	
White:	0	0	0	0	0	0	0
Black/African American:	0	0	0	0	0	0	0
Asian:	0	0	0	0	0	0	0
American Indian/Alaskan Native:	0	0	0	0	0	0	0
Native Hawaiian/Other Pacific Islander:	0	0	0	0	0	0	0
American Indian/Alaskan Native & White:	0	0	0	0	0	0	0
Asian White:	0	0	0	0	0	0	0
Black/African American & White:	0	0	0	0	0	0	0
American Indian/Alaskan Native & Black/African American:	0	0	0	0	0	0	0
Other multi-racial:	0	0	0	0	0	0	0
Asian/Pacific Islander:	0	0	0	0	0	0	0
Hispanic:	0	0	0	0	0	0	0
Total:	0	0	0	0	0	0	0
Female-headed Households:	0		0		0		

Income Category:

	Owner	Renter	Total	Person
Extremely Low	0	0	0	0
Low Mod	0	0	0	0
Moderate	0	0	0	0

Non Low Moderate	0	0	0	0
Total	0	0	0	0
Percent Low/Mod	0.0%	0.0%	0.0%	0.0%

Annual Accomplishments      Accomplishment Narrative

Year      # Benefiting

UGLG:      HUBBARD

Grant Year:      2020

Project:      0068 - 2020 CD

Objective:      Create suitable living environments

IDIS Activity:      48523 - 7220199 Hubbard

Outcome:      Availability/accessibility

Activity to prevent, prepare for, and respond to Coronavirus:      No

Status:      Open

Matrix Code:      Water/Sewer Improvements (03J)

Location:

118 N Magnolia Ave      Hubbard, TX 76648-2444

National Objective:      LMA

Initial Funding Date:      03/04/2021

Description:

Financing:  
 Funded Amount:      \$267,000.00  
 Net Drawn:      \$26,000.00  
 Balance:      \$241,000.00

Contractor shall install approximately two thousand one hundred linear feet (2,100 l.f.) of eight-and twelve-inch (8" and 12" diameter) gravity sewer main line, manholes, and all associated appurtenances.

Proposed Accomplishments:

People (General) : 1,355  
 Total Population in Service Area: 1,355  
 Census Tract Percent Low / Mod: 60.30

Actual Accomplishments:

Number assisted:

	Owner		Renter		Total		
	Total	Hispanic	Total	Hispanic	Total	Hispanic	Person
White:	0	0	0	0	0	0	0
Black/African American:	0	0	0	0	0	0	0
Asian:	0	0	0	0	0	0	0

American Indian/Alaskan Native:	0	0	0	0	0	0	0
Native Hawaiian/Other Pacific Islander:	0	0	0	0	0	0	0
American Indian/Alaskan Native & White:	0	0	0	0	0	0	0
Asian White:	0	0	0	0	0	0	0
Black/African American & White:	0	0	0	0	0	0	0
American Indian/Alaskan Native & Black/African American:	0	0	0	0	0	0	0
Other multi-racial:	0	0	0	0	0	0	0
Asian/Pacific Islander:	0	0	0	0	0	0	0
Hispanic:	0	0	0	0	0	0	0
Total:	0	0	0	0	0	0	0
Female-headed Households:	0		0		0		

Income Category:

	Owner	Renter	Total	Person
Extremely Low	0	0	0	0
Low Mod	0	0	0	0
Moderate	0	0	0	0
Non Low Moderate	0	0	0	0
Total	0	0	0	0
Percent Low/Mod	0.0%	0.0%	0.0%	0.0%

Annual Accomplishments

Accomplishment Narrative

Year # Benefiting  
 UGLG: JASPER COUNTY  
 Grant Year: 2020  
 Project: 0068 - 2020 CD

Objective: Create suitable living environments

IDIS Activity: 48531 - 7220210 Jasper County  
 Activity to prevent, prepare for, and respond to Coronavirus: No

Outcome: Availability/accessibility

Status: Open  
 Location:  
 121 N Austin St Ste 106 Jasper, TX 75951-4130

Matrix Code: Water/Sewer Improvements (03J)

National Objective: LMA

Initial Funding Date: 03/04/2021  
 Financing:

Description:  
 Contractor, in cooperation with Harrisburg WSC, shall rehabilitate components of the

Funded Amount: \$243,000.00  
 Net Drawn: \$5,239.40  
 Balance: \$237,760.60

water treatment plant to resolve water loss and interruptions in service.  
 Contractor shall install one (1) fifteen thousand gallon (15,000 Gal.) ground storage tank,

Proposed Accomplishments:

People (General) : 82  
 Total Population in Service Area: 82  
 Census Tract Percent Low / Mod: 64.60

Actual Accomplishments:

Number assisted:

	Owner		Renter		Total		Person
	Total	Hispanic	Total	Hispanic	Total	Hispanic	
White:	0	0	0	0	0	0	0
Black/African American:	0	0	0	0	0	0	0
Asian:	0	0	0	0	0	0	0
American Indian/Alaskan Native:	0	0	0	0	0	0	0
Native Hawaiian/Other Pacific Islander:	0	0	0	0	0	0	0
American Indian/Alaskan Native & White:	0	0	0	0	0	0	0
Asian White:	0	0	0	0	0	0	0
Black/African American & White:	0	0	0	0	0	0	0
American Indian/Alaskan Native & Black/African American:	0	0	0	0	0	0	0
Other multi-racial:	0	0	0	0	0	0	0
Asian/Pacific Islander:	0	0	0	0	0	0	0
Hispanic:	0	0	0	0	0	0	0
Total:	0	0	0	0	0	0	0
Female-headed Households:	0		0		0		

Income Category:

	Owner	Renter	Total	Person
Extremely Low	0	0	0	0
Low Mod	0	0	0	0
Moderate	0	0	0	0
Non Low Moderate	0	0	0	0
Total	0	0	0	0
Percent Low/Mod	0.0%	0.0%	0.0%	0.0%

Annual Accomplishments Accomplishment Narrative

Year # Benefiting

UGLG:

Grant Year: 2020

Project: 0068 - 2020 CD

Objective:

IDIS Activity: 48537 - 7220219 Jewett

Outcome:

Activity to prevent, prepare for, and respond to Coronavirus: No

Status: Open

Matrix Code: General Program Administration (21A)

Location:

National Objective:

Initial Funding Date: 03/04/2021

Description:

Financing:

local admin

Funded Amount: \$30,250.00

Net Drawn: \$15,125.00

Balance: \$15,125.00

Proposed Accomplishments:

: 0

Total Population in Service Area: 0

Census Tract Percent Low / Mod: 0.00

Actual Accomplishments:

Number assisted:

	Owner		Renter		Total		
	Total	Hispanic	Total	Hispanic	Total	Hispanic	Person
White:	0	0	0	0	0	0	0
Black/African American:	0	0	0	0	0	0	0
Asian:	0	0	0	0	0	0	0
American Indian/Alaskan Native:	0	0	0	0	0	0	0
Native Hawaiian/Other Pacific Islander:	0	0	0	0	0	0	0
American Indian/Alaskan Native & White:	0	0	0	0	0	0	0
Asian White:	0	0	0	0	0	0	0

Black/African American & White:	0	0	0	0	0	0	0
American Indian/Alaskan Native & Black/African American:	0	0	0	0	0	0	0
Other multi-racial:	0	0	0	0	0	0	0
Asian/Pacific Islander:	0	0	0	0	0	0	0
Hispanic:	0	0	0	0	0	0	0
Total:	0	0	0	0	0	0	0
Female-headed Households:	0		0		0		

Income Category:

	Owner	Renter	Total	Person
Extremely Low	0	0	0	0
Low Mod	0	0	0	0
Moderate	0	0	0	0
Non Low Moderate	0	0	0	0
Total	0	0	0	0
Percent Low/Mod	0.0%	0.0%	0.0%	0.0%

Annual Accomplishments

Accomplishment Narrative

Year # Benefiting  
 UGLG: CITY OF JEWETT  
 Grant Year: 2020  
 Project: 0068 - 2020 CD

Objective: Create suitable living environments

IDIS Activity: 48538 - 7220219 Jewett  
 Activity to prevent, prepare for, and respond to Coronavirus: No

Outcome: Availability/accessibility

Status: Open  
 Location:

Matrix Code: Water/Sewer Improvements (03J)

PO Box 189 Jewett, TX 75846-0189

National Objective: LMA

Initial Funding Date: 03/04/2021  
 Financing:  
 Funded Amount: \$244,750.00  
 Net Drawn: \$19,428.75  
 Balance: \$225,321.25

Description:  
 Contractor shall install water lines to improve pressure and provide fire protection.  
 Contractor shall install approximately three thousand eight hundred fifty linear feet (3,850 l.f.) of eight-inch (8") water line, one hundred linear feet (100 l.f.) of twenty-

Proposed Accomplishments:

People (General) : 1,165

Total Population in Service Area: 1,165

Census Tract Percent Low / Mod: 71.20

Actual Accomplishments:

Number assisted:

	Owner		Renter		Total		Person
	Total	Hispanic	Total	Hispanic	Total	Hispanic	
White:	0	0	0	0	0	0	0
Black/African American:	0	0	0	0	0	0	0
Asian:	0	0	0	0	0	0	0
American Indian/Alaskan Native:	0	0	0	0	0	0	0
Native Hawaiian/Other Pacific Islander:	0	0	0	0	0	0	0
American Indian/Alaskan Native & White:	0	0	0	0	0	0	0
Asian White:	0	0	0	0	0	0	0
Black/African American & White:	0	0	0	0	0	0	0
American Indian/Alaskan Native & Black/African American:	0	0	0	0	0	0	0
Other multi-racial:	0	0	0	0	0	0	0
Asian/Pacific Islander:	0	0	0	0	0	0	0
Hispanic:	0	0	0	0	0	0	0
Total:	0	0	0	0	0	0	0
Female-headed Households:	0		0		0		

Income Category:

	Owner	Renter	Total	Person
Extremely Low	0	0	0	0
Low Mod	0	0	0	0
Moderate	0	0	0	0
Non Low Moderate	0	0	0	0
Total	0	0	0	0
Percent Low/Mod	0.0%	0.0%	0.0%	0.0%

Annual Accomplishments

Accomplishment Narrative

Year # Benefiting

UGLG:

Grant Year: 2020  
Project: 0068 - 2020 CD

Objective:

IDIS Activity: 48540 - 7220221 Karnes County  
Activity to prevent, prepare for, and respond to Coronavirus: No

Outcome:

Status: Open  
Location:

Matrix Code: General Program Administration (21A)

National Objective:

Initial Funding Date: 03/04/2021  
Financing:  
Funded Amount: \$32,000.00  
Net Drawn: \$7,500.00  
Balance: \$24,500.00

Description:  
local admin

Proposed Accomplishments:  
: 0

Total Population in Service Area: 0  
Census Tract Percent Low / Mod: 0.00

Actual Accomplishments:

Number assisted:

	Owner		Renter		Total		Person
	Total	Hispanic	Total	Hispanic	Total	Hispanic	
White:	0	0	0	0	0	0	0
Black/African American:	0	0	0	0	0	0	0
Asian:	0	0	0	0	0	0	0
American Indian/Alaskan Native:	0	0	0	0	0	0	0
Native Hawaiian/Other Pacific Islander:	0	0	0	0	0	0	0
American Indian/Alaskan Native & White:	0	0	0	0	0	0	0
Asian White:	0	0	0	0	0	0	0
Black/African American & White:	0	0	0	0	0	0	0
American Indian/Alaskan Native & Black/African American:	0	0	0	0	0	0	0
Other multi-racial:	0	0	0	0	0	0	0



Asian/Pacific Islander:	0	0	0	0	0	0	0
Hispanic:	0	0	0	0	0	0	0
Total:	0	0	0	0	0	0	0
Female-headed Households:	0		0		0		

Income Category:

	Owner	Renter	Total	Person
Extremely Low	0	0	0	0
Low Mod	0	0	0	0
Moderate	0	0	0	0
Non Low Moderate	0	0	0	0
Total	0	0	0	0
Percent Low/Mod	0.0%	0.0%	0.0%	0.0%

Annual Accomplishments

Accomplishment Narrative

Year # Benefiting  
 UGLG: KARNES COUNTY  
 Grant Year: 2020  
 Project: 0068 - 2020 CD

Objective: Create suitable living environments

IDIS Activity: 48541 - 7220221 Karnes County  
 Activity to prevent, prepare for, and respond to Coronavirus: No

Outcome: Availability/accessibility

Status: Open  
 Location:

Matrix Code: Water/Sewer Improvements (03J)

101 N Panna Maria Ave Ste 101 Karnes City, TX 78118-2914

National Objective: LMA

Initial Funding Date: 03/04/2021  
 Financing:  
 Funded Amount: \$243,000.00  
 Net Drawn: \$7,000.00  
 Balance: \$236,000.00

Description:  
 Contractor, in conjunction with El Oso WSC, shall upgrade the water supply line serving the community of Gillett to provide increased water pressure.  
 Contractor shall install approximately nine thousand four hundred thirty linear feet (9,430

Proposed Accomplishments:  
 People (General) : 100

Total Population in Service Area: 100  
 Census Tract Percent Low / Mod: 63.00

Actual Accomplishments:

Number assisted:

	Owner		Renter		Total		Person
	Total	Hispanic	Total	Hispanic	Total	Hispanic	
White:	0	0	0	0	0	0	0
Black/African American:	0	0	0	0	0	0	0
Asian:	0	0	0	0	0	0	0
American Indian/Alaskan Native:	0	0	0	0	0	0	0
Native Hawaiian/Other Pacific Islander:	0	0	0	0	0	0	0
American Indian/Alaskan Native & White:	0	0	0	0	0	0	0
Asian White:	0	0	0	0	0	0	0
Black/African American & White:	0	0	0	0	0	0	0
American Indian/Alaskan Native & Black/African American:	0	0	0	0	0	0	0
Other multi-racial:	0	0	0	0	0	0	0
Asian/Pacific Islander:	0	0	0	0	0	0	0
Hispanic:	0	0	0	0	0	0	0
Total:	0	0	0	0	0	0	0
Female-headed Households:	0		0		0		

Income Category:

	Owner	Renter	Total	Person
Extremely Low	0	0	0	0
Low Mod	0	0	0	0
Moderate	0	0	0	0
Non Low Moderate	0	0	0	0
Total	0	0	0	0
Percent Low/Mod	0.0%	0.0%	0.0%	0.0%

Annual Accomplishments

Accomplishment Narrative

Year # Benefiting

UGLG:

Grant Year: 2020

Project: 0068 - 2020 CD

Objective:

IDIS Activity: 48543 - 7220230 Kleberg County

Outcome:

Activity to prevent, prepare for, and respond to Coronavirus: No

Status: Open

Matrix Code: General Program Administration (21A)

Location:

National Objective:

Initial Funding Date: 03/04/2021

Description:

Financing:

local admin

Funded Amount: \$33,000.00

Net Drawn: \$9,900.00

Balance: \$23,100.00

Proposed Accomplishments:

: 0

Total Population in Service Area: 0

Census Tract Percent Low / Mod: 0.00

Actual Accomplishments:

Number assisted:

	Owner		Renter		Total		Person
	Total	Hispanic	Total	Hispanic	Total	Hispanic	
White:	0	0	0	0	0	0	0
Black/African American:	0	0	0	0	0	0	0
Asian:	0	0	0	0	0	0	0
American Indian/Alaskan Native:	0	0	0	0	0	0	0
Native Hawaiian/Other Pacific Islander:	0	0	0	0	0	0	0
American Indian/Alaskan Native & White:	0	0	0	0	0	0	0
Asian White:	0	0	0	0	0	0	0
Black/African American & White:	0	0	0	0	0	0	0
American Indian/Alaskan Native & Black/African American:	0	0	0	0	0	0	0
Other multi-racial:	0	0	0	0	0	0	0
Asian/Pacific Islander:	0	0	0	0	0	0	0
Hispanic:	0	0	0	0	0	0	0

Total: 0 0 0 0 0 0 0  
 Female-headed Households: 0 0 0 0 0 0 0

Income Category:

	Owner	Renter	Total	Person
Extremely Low	0	0	0	0
Low Mod	0	0	0	0
Moderate	0	0	0	0
Non Low Moderate	0	0	0	0
Total	0	0	0	0
Percent Low/Mod	0.0%	0.0%	0.0%	0.0%

Annual Accomplishments

Accomplishment Narrative

Year # Benefiting

UGLG:

Grant Year: 2020

Project: 0068 - 2020 CD

Objective:

IDIS Activity: 48546 - 7220231 Kountze

Outcome:

Activity to prevent, prepare for, and respond to Coronavirus: No

Status: Open

Matrix Code: General Program Administration (21A)

Location:

National Objective:

Initial Funding Date: 03/04/2021

Description:

Financing:

local admin

Funded Amount: \$32,000.00

Net Drawn: \$11,200.00

Balance: \$20,800.00

Proposed Accomplishments:

: 0

Total Population in Service Area: 0

Census Tract Percent Low / Mod: 0.00

Actual Accomplishments:

Number assisted:

	Owner		Renter		Total		Person
	Total	Hispanic	Total	Hispanic	Total	Hispanic	
White:	0	0	0	0	0	0	0
Black/African American:	0	0	0	0	0	0	0
Asian:	0	0	0	0	0	0	0
American Indian/Alaskan Native:	0	0	0	0	0	0	0
Native Hawaiian/Other Pacific Islander:	0	0	0	0	0	0	0
American Indian/Alaskan Native & White:	0	0	0	0	0	0	0
Asian White:	0	0	0	0	0	0	0
Black/African American & White:	0	0	0	0	0	0	0
American Indian/Alaskan Native & Black/African American:	0	0	0	0	0	0	0
Other multi-racial:	0	0	0	0	0	0	0
Asian/Pacific Islander:	0	0	0	0	0	0	0
Hispanic:	0	0	0	0	0	0	0
Total:	0	0	0	0	0	0	0
Female-headed Households:	0		0		0		

Income Category:

	Owner	Renter	Total	Person
Extremely Low	0	0	0	0
Low Mod	0	0	0	0
Moderate	0	0	0	0
Non Low Moderate	0	0	0	0
Total	0	0	0	0
Percent Low/Mod	0.0%	0.0%	0.0%	0.0%

Annual Accomplishments

Accomplishment Narrative

Year # Benefiting

UGLG: KOUNTZE

Grant Year: 2020

Project: 0068 - 2020 CD

Objective: Create suitable living environments

IDIS Activity: 48547 - 7220231 Kountze

Outcome: Availability/accessibility

Activity to prevent, prepare for, and respond to Coronavirus: No

Status: Open

Location:

PO Box 188 Kountze, TX 77625-0188

Matrix Code: Street Improvements (03K)

National Objective: LMA

Initial Funding Date: 03/04/2021  
Financing:  
Funded Amount: \$147,450.00  
Net Drawn: \$17,089.00  
Balance: \$130,361.00

Description:  
Additionally, Contractor shall rehabilitate roadway to eliminate threat to public safety and improve access.  
Contractor shall install asphalt street utilizing approximately two thousand eight hundred

Proposed Accomplishments:

People (General) : 22

Total Population in Service Area: 22

Census Tract Percent Low / Mod: 90.90

Actual Accomplishments:

Number assisted:

	Owner		Renter		Total		Person
	Total	Hispanic	Total	Hispanic	Total	Hispanic	
White:	0	0	0	0	0	0	0
Black/African American:	0	0	0	0	0	0	0
Asian:	0	0	0	0	0	0	0
American Indian/Alaskan Native:	0	0	0	0	0	0	0
Native Hawaiian/Other Pacific Islander:	0	0	0	0	0	0	0
American Indian/Alaskan Native & White:	0	0	0	0	0	0	0
Asian White:	0	0	0	0	0	0	0
Black/African American & White:	0	0	0	0	0	0	0
American Indian/Alaskan Native & Black/African American:	0	0	0	0	0	0	0
Other multi-racial:	0	0	0	0	0	0	0
Asian/Pacific Islander:	0	0	0	0	0	0	0
Hispanic:	0	0	0	0	0	0	0
Total:	0	0	0	0	0	0	0
Female-headed Households:	0		0		0		

Income Category:

	Owner	Renter	Total	Person
Extremely Low	0	0	0	0
Low Mod	0	0	0	0
Moderate	0	0	0	0
Non Low Moderate	0	0	0	0
Total	0	0	0	0
Percent Low/Mod	0.0%	0.0%	0.0%	0.0%

Annual Accomplishments

Accomplishment Narrative

Year # Benefiting

UGLG:

Grant Year: 2020

Project: 0068 - 2020 CD

Objective:

IDIS Activity: 48549 - 7220239 La Coste

Outcome:

Activity to prevent, prepare for, and respond to Coronavirus: No

Status: Open

Matrix Code: General Program Administration (21A)

Location:

National Objective:

, -

Initial Funding Date: 03/04/2021

Description:

Financing:

local admin

Funded Amount: \$32,000.00

Net Drawn: \$16,000.00

Balance: \$16,000.00

Proposed Accomplishments:

: 0

Total Population in Service Area: 0

Census Tract Percent Low / Mod: 0.00

Actual Accomplishments:

Number assisted:

	Owner		Renter		Total		Person
	Total	Hispanic	Total	Hispanic	Total	Hispanic	
White:	0	0	0	0	0	0	0
Black/African American:	0	0	0	0	0	0	0
Asian:	0	0	0	0	0	0	0
American Indian/Alaskan Native:	0	0	0	0	0	0	0
Native Hawaiian/Other Pacific Islander:	0	0	0	0	0	0	0
American Indian/Alaskan Native & White:	0	0	0	0	0	0	0
Asian White:	0	0	0	0	0	0	0
Black/African American & White:	0	0	0	0	0	0	0
American Indian/Alaskan Native & Black/African American:	0	0	0	0	0	0	0
Other multi-racial:	0	0	0	0	0	0	0
Asian/Pacific Islander:	0	0	0	0	0	0	0
Hispanic:	0	0	0	0	0	0	0
Total:	0	0	0	0	0	0	0
Female-headed Households:	0		0		0		

Income Category:

	Owner	Renter	Total	Person
Extremely Low	0	0	0	0
Low Mod	0	0	0	0
Moderate	0	0	0	0
Non Low Moderate	0	0	0	0
Total	0	0	0	0
Percent Low/Mod	0.0%	0.0%	0.0%	0.0%

Annual Accomplishments

Accomplishment Narrative

Year # Benefiting

UGLG:

Grant Year: 2020

Project: 0068 - 2020 CD

Objective:

IDIS Activity: 48564 - 7220250 Ladonia

Outcome:

Activity to prevent, prepare for, and respond to Coronavirus: No

Status: Open

Matrix Code: General Program Administration (21A)



Location:

National Objective:

Initial Funding Date: 03/04/2021  
 Financing:  
 Funded Amount: \$22,500.00  
 Net Drawn: \$9,675.00  
 Balance: \$12,825.00

Description:  
local admin

Proposed Accomplishments:

: 0  
 Total Population in Service Area: 0  
 Census Tract Percent Low / Mod: 0.00

Actual Accomplishments:

Number assisted:

	Owner		Renter		Total		Person
	Total	Hispanic	Total	Hispanic	Total	Hispanic	
White:	0	0	0	0	0	0	0
Black/African American:	0	0	0	0	0	0	0
Asian:	0	0	0	0	0	0	0
American Indian/Alaskan Native:	0	0	0	0	0	0	0
Native Hawaiian/Other Pacific Islander:	0	0	0	0	0	0	0
American Indian/Alaskan Native & White:	0	0	0	0	0	0	0
Asian White:	0	0	0	0	0	0	0
Black/African American & White:	0	0	0	0	0	0	0
American Indian/Alaskan Native & Black/African American:	0	0	0	0	0	0	0
Other multi-racial:	0	0	0	0	0	0	0
Asian/Pacific Islander:	0	0	0	0	0	0	0
Hispanic:	0	0	0	0	0	0	0
Total:	0	0	0	0	0	0	0
Female-headed Households:	0		0		0		

Income Category:

Owner	Renter	Total	Person
-------	--------	-------	--------

Extremely Low	0	0	0	0
Low Mod	0	0	0	0
Moderate	0	0	0	0
Non Low Moderate	0	0	0	0
Total	0	0	0	0
Percent Low/Mod	0.0%	0.0%	0.0%	0.0%

Annual Accomplishments Accomplishment Narrative

Year # Benefiting  
 UGLG: LADONIA  
 Grant Year: 2020

Project: 0068 - 2020 CD

Objective: Create suitable living environments

IDIS Activity: 48565 - 7220250 Ladonia

Outcome: Availability/accessibility

Activity to prevent, prepare for, and respond to Coronavirus: No

Status: Open

Matrix Code: Street Improvements (03K)

Location:

PO Box 5 Ladonia, TX 75449-0005

National Objective: LMA

Initial Funding Date: 03/04/2021  
 Financing:  
 Funded Amount: \$252,500.00  
 Net Drawn: \$14,626.80  
 Balance: \$237,873.20

Description:  
 Contractor shall reconstruct the road to remove the potential threat to public safety.  
 Contractor shall install approximately two thousand eight hundred linear feet (2,800 l.f.) of  
 HMAC pavement utilizing six thousand six hundred sixty square yards (6,660 s.y.) of base

Proposed Accomplishments:

People (General) : 37  
 Total Population in Service Area: 37  
 Census Tract Percent Low / Mod: 62.10

Actual Accomplishments:

Number assisted:

Owner		Renter		Total		Person
Total	Hispanic	Total	Hispanic	Total	Hispanic	

White:	0	0	0	0	0	0	0
Black/African American:	0	0	0	0	0	0	0
Asian:	0	0	0	0	0	0	0
American Indian/Alaskan Native:	0	0	0	0	0	0	0
Native Hawaiian/Other Pacific Islander:	0	0	0	0	0	0	0
American Indian/Alaskan Native & White:	0	0	0	0	0	0	0
Asian White:	0	0	0	0	0	0	0
Black/African American & White:	0	0	0	0	0	0	0
American Indian/Alaskan Native & Black/African American:	0	0	0	0	0	0	0
Other multi-racial:	0	0	0	0	0	0	0
Asian/Pacific Islander:	0	0	0	0	0	0	0
Hispanic:	0	0	0	0	0	0	0
Total:	0	0	0	0	0	0	0
Female-headed Households:	0		0		0		

Income Category:

	Owner	Renter	Total	Person
Extremely Low	0	0	0	0
Low Mod	0	0	0	0
Moderate	0	0	0	0
Non Low Moderate	0	0	0	0
Total	0	0	0	0
Percent Low/Mod	0.0%	0.0%	0.0%	0.0%

Annual Accomplishments

Accomplishment Narrative

Year # Benefiting

UGLG: CITY OF LAMESA

Grant Year: 2020

Project: 0068 - 2020 CD

Objective: Create suitable living environments

IDIS Activity: 48570 - 7220259 Lamesa

Outcome: Availability/accessibility

Activity to prevent, prepare for, and respond to Coronavirus: No

Status: Open

Matrix Code: Water/Sewer Improvements (03J)

Location:

601 S 1st St Lamesa, TX 79331-6247

National Objective: LMA

Initial Funding Date: 03/04/2021  
 Financing:  
 Funded Amount: \$365,000.00  
 Net Drawn: \$17,500.00  
 Balance: \$347,500.00

Description:  
 Contractor shall replace aged and deteriorated water lines to reduce disruptions in service, outages and maintenance issues.  
 Contractor shall install approximately two thousand five hundred linear feet (2,500 l.f.) of

Proposed Accomplishments:  
 People (General) : 176  
 Total Population in Service Area: 176  
 Census Tract Percent Low / Mod: 75.50

Actual Accomplishments:

Number assisted:

	Owner		Renter		Total		Person
	Total	Hispanic	Total	Hispanic	Total	Hispanic	
White:	0	0	0	0	0	0	0
Black/African American:	0	0	0	0	0	0	0
Asian:	0	0	0	0	0	0	0
American Indian/Alaskan Native:	0	0	0	0	0	0	0
Native Hawaiian/Other Pacific Islander:	0	0	0	0	0	0	0
American Indian/Alaskan Native & White:	0	0	0	0	0	0	0
Asian White:	0	0	0	0	0	0	0
Black/African American & White:	0	0	0	0	0	0	0
American Indian/Alaskan Native & Black/African American:	0	0	0	0	0	0	0
Other multi-racial:	0	0	0	0	0	0	0
Asian/Pacific Islander:	0	0	0	0	0	0	0
Hispanic:	0	0	0	0	0	0	0
Total:	0	0	0	0	0	0	0
Female-headed Households:	0		0		0		

Income Category:

	Owner	Renter	Total	Person
Extremely Low	0	0	0	0
Low Mod	0	0	0	0
Moderate	0	0	0	0

Non Low Moderate	0	0	0	0
Total	0	0	0	0
Percent Low/Mod	0.0%	0.0%	0.0%	0.0%

Annual Accomplishments      Accomplishment Narrative

Year      # Benefiting

UGLG:

Grant Year:    2020

Project:        0068 - 2020 CD

Objective:

IDIS Activity:    48571 - 7220259 Lamesa

Outcome:

Activity to prevent, prepare for, and respond to Coronavirus:    No

Status:        Open

Matrix Code:      General Program Administration (21A)

Location:

National Objective:

Initial Funding Date:    03/04/2021

Description:

Financing:

local admin

Funded Amount:        \$35,000.00

Net Drawn:              \$17,500.00

Balance:                \$17,500.00

Proposed Accomplishments:

: 0

Total Population in Service Area: 0

Census Tract Percent Low / Mod: 0.00

Actual Accomplishments:

Number assisted:

	Owner		Renter		Total		
	Total	Hispanic	Total	Hispanic	Total	Hispanic	Person
White:	0	0	0	0	0	0	0
Black/African American:	0	0	0	0	0	0	0
Asian:	0	0	0	0	0	0	0

American Indian/Alaskan Native:	0	0	0	0	0	0	0
Native Hawaiian/Other Pacific Islander:	0	0	0	0	0	0	0
American Indian/Alaskan Native & White:	0	0	0	0	0	0	0
Asian White:	0	0	0	0	0	0	0
Black/African American & White:	0	0	0	0	0	0	0
American Indian/Alaskan Native & Black/African American:	0	0	0	0	0	0	0
Other multi-racial:	0	0	0	0	0	0	0
Asian/Pacific Islander:	0	0	0	0	0	0	0
Hispanic:	0	0	0	0	0	0	0
Total:	0	0	0	0	0	0	0
Female-headed Households:	0		0		0		

Income Category:

	Owner	Renter	Total	Person
Extremely Low	0	0	0	0
Low Mod	0	0	0	0
Moderate	0	0	0	0
Non Low Moderate	0	0	0	0
Total	0	0	0	0
Percent Low/Mod	0.0%	0.0%	0.0%	0.0%

Annual Accomplishments

Accomplishment Narrative

Year # Benefiting

UGLG:

Grant Year: 2020

Project: 0068 - 2020 CD

Objective:

IDIS Activity: 48575 - 7220269 Lindale

Outcome:

Activity to prevent, prepare for, and respond to Coronavirus: No

Status: Open

Matrix Code: General Program Administration (21A)

Location:

National Objective:

Initial Funding Date: 03/04/2021

Description:

Financing:

local admin

Funded Amount: \$15,750.00  
 Net Drawn: \$7,500.00  
 Balance: \$8,250.00

Proposed Accomplishments:

: 0  
 Total Population in Service Area: 0  
 Census Tract Percent Low / Mod: 0.00

Actual Accomplishments:

Number assisted:

	Owner		Renter		Total		Person
	Total	Hispanic	Total	Hispanic	Total	Hispanic	
White:	0	0	0	0	0	0	0
Black/African American:	0	0	0	0	0	0	0
Asian:	0	0	0	0	0	0	0
American Indian/Alaskan Native:	0	0	0	0	0	0	0
Native Hawaiian/Other Pacific Islander:	0	0	0	0	0	0	0
American Indian/Alaskan Native & White:	0	0	0	0	0	0	0
Asian White:	0	0	0	0	0	0	0
Black/African American & White:	0	0	0	0	0	0	0
American Indian/Alaskan Native & Black/African American:	0	0	0	0	0	0	0
Other multi-racial:	0	0	0	0	0	0	0
Asian/Pacific Islander:	0	0	0	0	0	0	0
Hispanic:	0	0	0	0	0	0	0
Total:	0	0	0	0	0	0	0
Female-headed Households:	0		0		0		

Income Category:

	Owner	Renter	Total	Person
Extremely Low	0	0	0	0
Low Mod	0	0	0	0
Moderate	0	0	0	0
Non Low Moderate	0	0	0	0
Total	0	0	0	0
Percent Low/Mod	0.0%	0.0%	0.0%	0.0%

Annual Accomplishments Accomplishment Narrative

Year # Benefiting

UGLG:

Grant Year: 2020

Project: 0068 - 2020 CD

Objective:

IDIS Activity: 48579 - 7220271 Lovelady

Outcome:

Activity to prevent, prepare for, and respond to Coronavirus: No

Status: Open

Matrix Code: General Program Administration (21A)

Location:

National Objective:

Initial Funding Date: 03/04/2021

Description:

Financing:

local admin

Funded Amount: \$24,544.00

Net Drawn: \$8,590.40

Balance: \$15,953.60

Proposed Accomplishments:

: 0

Total Population in Service Area: 0

Census Tract Percent Low / Mod: 0.00

Actual Accomplishments:

Number assisted:

	Owner		Renter		Total		
	Total	Hispanic	Total	Hispanic	Total	Hispanic	Person
White:	0	0	0	0	0	0	0
Black/African American:	0	0	0	0	0	0	0
Asian:	0	0	0	0	0	0	0
American Indian/Alaskan Native:	0	0	0	0	0	0	0
Native Hawaiian/Other Pacific Islander:	0	0	0	0	0	0	0
American Indian/Alaskan Native & White:	0	0	0	0	0	0	0
Asian White:	0	0	0	0	0	0	0



Black/African American & White:	0	0	0	0	0	0	0
American Indian/Alaskan Native & Black/African American:	0	0	0	0	0	0	0
Other multi-racial:	0	0	0	0	0	0	0
Asian/Pacific Islander:	0	0	0	0	0	0	0
Hispanic:	0	0	0	0	0	0	0
Total:	0	0	0	0	0	0	0
Female-headed Households:	0		0		0		

Income Category:

	Owner	Renter	Total	Person
Extremely Low	0	0	0	0
Low Mod	0	0	0	0
Moderate	0	0	0	0
Non Low Moderate	0	0	0	0
Total	0	0	0	0
Percent Low/Mod	0.0%	0.0%	0.0%	0.0%

Annual Accomplishments

Accomplishment Narrative

Year # Benefiting

UGLG: Lovelady

Grant Year: 2020

Project: 0068 - 2020 CD

Objective: Create suitable living environments

IDIS Activity: 48580 - 7220271 Lovelady

Outcome: Availability/accessibility

Activity to prevent, prepare for, and respond to Coronavirus: No

Status: Open

Matrix Code: Street Improvements (03K)

Location:

PO Box 83 Lovelady, TX 75851-0083

National Objective: LMA

Initial Funding Date: 03/04/2021

Financing:

Funded Amount: \$190,888.00

Net Drawn: \$18,745.00

Balance: \$172,143.00

Description:

Contractor shall reconstruct roadways to address potential threat to public safety. Contractor shall install approximately two thousand seven hundred fifty linear feet (2,750 l.f.) roadway utilizing four thousand six hundred fifty-five square yards (4,655 s.y.) of

Proposed Accomplishments:

People (General) : 49

Total Population in Service Area: 31

Census Tract Percent Low / Mod: 90.30

Actual Accomplishments:

Number assisted:

	Owner		Renter		Total		Person
	Total	Hispanic	Total	Hispanic	Total	Hispanic	
White:	0	0	0	0	0	0	0
Black/African American:	0	0	0	0	0	0	0
Asian:	0	0	0	0	0	0	0
American Indian/Alaskan Native:	0	0	0	0	0	0	0
Native Hawaiian/Other Pacific Islander:	0	0	0	0	0	0	0
American Indian/Alaskan Native & White:	0	0	0	0	0	0	0
Asian White:	0	0	0	0	0	0	0
Black/African American & White:	0	0	0	0	0	0	0
American Indian/Alaskan Native & Black/African American:	0	0	0	0	0	0	0
Other multi-racial:	0	0	0	0	0	0	0
Asian/Pacific Islander:	0	0	0	0	0	0	0
Hispanic:	0	0	0	0	0	0	0
Total:	0	0	0	0	0	0	0
Female-headed Households:	0		0		0		

Income Category:

	Owner	Renter	Total	Person
Extremely Low	0	0	0	0
Low Mod	0	0	0	0
Moderate	0	0	0	0
Non Low Moderate	0	0	0	0
Total	0	0	0	0
Percent Low/Mod	0.0%	0.0%	0.0%	0.0%

Annual Accomplishments

Accomplishment Narrative

Year # Benefiting

UGLG:

Grant Year: 2020  
Project: 0068 - 2020 CD

Objective:

IDIS Activity: 48607 - 7220279 Lyford  
Activity to prevent, prepare for, and respond to Coronavirus: No

Outcome:

Status: Open  
Location:

Matrix Code: General Program Administration (21A)

National Objective:

Initial Funding Date: 03/08/2021  
Financing:  
Funded Amount: \$32,000.00  
Net Drawn: \$16,000.00  
Balance: \$16,000.00

Description:  
local admin

Proposed Accomplishments:  
: 0

Total Population in Service Area: 0  
Census Tract Percent Low / Mod: 0.00

Actual Accomplishments:

Number assisted:

	Owner		Renter		Total		Person
	Total	Hispanic	Total	Hispanic	Total	Hispanic	
White:	0	0	0	0	0	0	0
Black/African American:	0	0	0	0	0	0	0
Asian:	0	0	0	0	0	0	0
American Indian/Alaskan Native:	0	0	0	0	0	0	0
Native Hawaiian/Other Pacific Islander:	0	0	0	0	0	0	0
American Indian/Alaskan Native & White:	0	0	0	0	0	0	0
Asian White:	0	0	0	0	0	0	0
Black/African American & White:	0	0	0	0	0	0	0
American Indian/Alaskan Native & Black/African American:	0	0	0	0	0	0	0
Other multi-racial:	0	0	0	0	0	0	0

Asian/Pacific Islander:	0	0	0	0	0	0	0
Hispanic:	0	0	0	0	0	0	0
Total:	0	0	0	0	0	0	0
Female-headed Households:	0		0		0		

Income Category:

	Owner	Renter	Total	Person
Extremely Low	0	0	0	0
Low Mod	0	0	0	0
Moderate	0	0	0	0
Non Low Moderate	0	0	0	0
Total	0	0	0	0
Percent Low/Mod	0.0%	0.0%	0.0%	0.0%

Annual Accomplishments

Accomplishment Narrative

Year # Benefiting

UGLG: LYFORD

Grant Year: 2020

Project: 0068 - 2020 CD

Objective: Provide decent affordable housing

IDIS Activity: 48608 - 7220279 Lyford

Outcome: Affordability

Activity to prevent, prepare for, and respond to Coronavirus: No

Status: Open

Matrix Code: Water/Sewer Improvements (03J)

Location:

PO Box 310 Lyford, TX 78569-0310

National Objective: LMA

Initial Funding Date: 03/08/2021

Financing:

Funded Amount: \$243,000.00

Net Drawn: \$11,907.68

Balance: \$231,092.32

Description:

Contractor shall rehabilitate lift station No.

7 to mitigate safety and operational issues.

Contractor shall replace one hundred linear feet (100 l.f.) of four-inch

Proposed Accomplishments:

People (General) : 155

Total Population in Service Area: 155  
 Census Tract Percent Low / Mod: 81.20

Actual Accomplishments:

Number assisted:

	Owner		Renter		Total		Person
	Total	Hispanic	Total	Hispanic	Total	Hispanic	
White:	0	0	0	0	0	0	0
Black/African American:	0	0	0	0	0	0	0
Asian:	0	0	0	0	0	0	0
American Indian/Alaskan Native:	0	0	0	0	0	0	0
Native Hawaiian/Other Pacific Islander:	0	0	0	0	0	0	0
American Indian/Alaskan Native & White:	0	0	0	0	0	0	0
Asian White:	0	0	0	0	0	0	0
Black/African American & White:	0	0	0	0	0	0	0
American Indian/Alaskan Native & Black/African American:	0	0	0	0	0	0	0
Other multi-racial:	0	0	0	0	0	0	0
Asian/Pacific Islander:	0	0	0	0	0	0	0
Hispanic:	0	0	0	0	0	0	0
Total:	0	0	0	0	0	0	0
Female-headed Households:	0		0		0		

Income Category:

	Owner	Renter	Total	Person
Extremely Low	0	0	0	0
Low Mod	0	0	0	0
Moderate	0	0	0	0
Non Low Moderate	0	0	0	0
Total	0	0	0	0
Percent Low/Mod	0.0%	0.0%	0.0%	0.0%

Annual Accomplishments

Accomplishment Narrative

Year # Benefiting

UGLG:  
 Grant Year: 2020

Project: 0068 - 2020 CD

Objective:

IDIS Activity: 48615 - 7220281 Madisonville

Outcome:

Activity to prevent, prepare for, and respond to Coronavirus: No

Status: Open

Matrix Code: General Program Administration (21A)

Location:

National Objective:

Initial Funding Date: 03/08/2021

Description:

Financing:

local admin

Funded Amount: \$30,250.00

Net Drawn: \$9,075.00

Balance: \$21,175.00

Proposed Accomplishments:

: 0

Total Population in Service Area: 0

Census Tract Percent Low / Mod: 0.00

Actual Accomplishments:

Number assisted:

	Owner		Renter		Total		Person
	Total	Hispanic	Total	Hispanic	Total	Hispanic	
White:	0	0	0	0	0	0	0
Black/African American:	0	0	0	0	0	0	0
Asian:	0	0	0	0	0	0	0
American Indian/Alaskan Native:	0	0	0	0	0	0	0
Native Hawaiian/Other Pacific Islander:	0	0	0	0	0	0	0
American Indian/Alaskan Native & White:	0	0	0	0	0	0	0
Asian White:	0	0	0	0	0	0	0
Black/African American & White:	0	0	0	0	0	0	0
American Indian/Alaskan Native & Black/African American:	0	0	0	0	0	0	0
Other multi-racial:	0	0	0	0	0	0	0
Asian/Pacific Islander:	0	0	0	0	0	0	0
Hispanic:	0	0	0	0	0	0	0

Total: 0 0 0 0 0 0 0  
 Female-headed Households: 0 0 0 0 0 0 0

Income Category:

	Owner	Renter	Total	Person
Extremely Low	0	0	0	0
Low Mod	0	0	0	0
Moderate	0	0	0	0
Non Low Moderate	0	0	0	0
Total	0	0	0	0
Percent Low/Mod	0.0%	0.0%	0.0%	0.0%

Annual Accomplishments

Accomplishment Narrative

Year # Benefiting

UGLG:

Grant Year: 2020

Project: 0068 - 2020 CD

Objective:

IDIS Activity: 48661 - 7220311 Muenster

Outcome:

Activity to prevent, prepare for, and respond to Coronavirus: No

Status: Open

Matrix Code: General Program Administration (21A)

Location:

National Objective:

Initial Funding Date: 03/10/2021

Description:

Financing:

local admin

Funded Amount: \$20,000.00

Net Drawn: \$8,650.00

Balance: \$11,350.00

Proposed Accomplishments:

: 0

Total Population in Service Area: 0

Census Tract Percent Low / Mod: 0.00

Actual Accomplishments:

Number assisted:

	Owner		Renter		Total		Person
	Total	Hispanic	Total	Hispanic	Total	Hispanic	
White:	0	0	0	0	0	0	0
Black/African American:	0	0	0	0	0	0	0
Asian:	0	0	0	0	0	0	0
American Indian/Alaskan Native:	0	0	0	0	0	0	0
Native Hawaiian/Other Pacific Islander:	0	0	0	0	0	0	0
American Indian/Alaskan Native & White:	0	0	0	0	0	0	0
Asian White:	0	0	0	0	0	0	0
Black/African American & White:	0	0	0	0	0	0	0
American Indian/Alaskan Native & Black/African American:	0	0	0	0	0	0	0
Other multi-racial:	0	0	0	0	0	0	0
Asian/Pacific Islander:	0	0	0	0	0	0	0
Hispanic:	0	0	0	0	0	0	0
Total:	0	0	0	0	0	0	0
Female-headed Households:	0		0		0		

Income Category:

	Owner	Renter	Total	Person
Extremely Low	0	0	0	0
Low Mod	0	0	0	0
Moderate	0	0	0	0
Non Low Moderate	0	0	0	0
Total	0	0	0	0
Percent Low/Mod	0.0%	0.0%	0.0%	0.0%

Annual Accomplishments

Accomplishment Narrative

Year # Benefiting

UGLG: MUENSTER

Grant Year: 2020

Project: 0068 - 2020 CD

Objective: Create suitable living environments

IDIS Activity: 48662 - 7220311 Muenster

Outcome: Availability/accessibility



Activity to prevent, prepare for, and respond to Coronavirus: No

Status: Open

Matrix Code: Water/Sewer Improvements (03J)

Location:

PO Box 208 Muenster, TX 76252-0208

National Objective: LMA

Initial Funding Date: 03/10/2021  
Financing:  
Funded Amount: \$255,000.00  
Net Drawn: \$14,500.00  
Balance: \$240,500.00

Description:  
Contractor shall replace deteriorated wastewater collection lines to eliminate collapse and infiltration.  
Contractor shall install approximately one thousand one hundred sixty linear feet (1,160

Proposed Accomplishments:

People (General) : 16  
Total Population in Service Area: 16  
Census Tract Percent Low / Mod: 81.20

Actual Accomplishments:

Number assisted:

	Owner		Renter		Total		Person
	Total	Hispanic	Total	Hispanic	Total	Hispanic	
White:	0	0	0	0	0	0	0
Black/African American:	0	0	0	0	0	0	0
Asian:	0	0	0	0	0	0	0
American Indian/Alaskan Native:	0	0	0	0	0	0	0
Native Hawaiian/Other Pacific Islander:	0	0	0	0	0	0	0
American Indian/Alaskan Native & White:	0	0	0	0	0	0	0
Asian White:	0	0	0	0	0	0	0
Black/African American & White:	0	0	0	0	0	0	0
American Indian/Alaskan Native & Black/African American:	0	0	0	0	0	0	0
Other multi-racial:	0	0	0	0	0	0	0
Asian/Pacific Islander:	0	0	0	0	0	0	0
Hispanic:	0	0	0	0	0	0	0
Total:	0	0	0	0	0	0	0
Female-headed Households:	0		0		0		

Income Category:

	Owner	Renter	Total	Person
Extremely Low	0	0	0	0
Low Mod	0	0	0	0
Moderate	0	0	0	0
Non Low Moderate	0	0	0	0
Total	0	0	0	0
Percent Low/Mod	0.0%	0.0%	0.0%	0.0%

Annual Accomplishments

Accomplishment Narrative

Year # Benefiting

UGLG:

Grant Year: 2020

Project: 0068 - 2020 CD

Objective:

IDIS Activity: 48666 - 7220319 Muleshoe

Outcome:

Activity to prevent, prepare for, and respond to Coronavirus: No

Status: Open

Matrix Code: General Program Administration (21A)

Location:

National Objective:

, -

Initial Funding Date: 03/11/2021

Description:

Financing:

local admin

Funded Amount: \$30,250.00

Net Drawn: \$15,125.00

Balance: \$15,125.00

Proposed Accomplishments:

: 0

Total Population in Service Area: 0

Census Tract Percent Low / Mod: 0.00

Actual Accomplishments:

Number assisted:

	Owner		Renter		Total		Person
	Total	Hispanic	Total	Hispanic	Total	Hispanic	
White:	0	0	0	0	0	0	0
Black/African American:	0	0	0	0	0	0	0
Asian:	0	0	0	0	0	0	0
American Indian/Alaskan Native:	0	0	0	0	0	0	0
Native Hawaiian/Other Pacific Islander:	0	0	0	0	0	0	0
American Indian/Alaskan Native & White:	0	0	0	0	0	0	0
Asian White:	0	0	0	0	0	0	0
Black/African American & White:	0	0	0	0	0	0	0
American Indian/Alaskan Native & Black/African American:	0	0	0	0	0	0	0
Other multi-racial:	0	0	0	0	0	0	0
Asian/Pacific Islander:	0	0	0	0	0	0	0
Hispanic:	0	0	0	0	0	0	0
Total:	0	0	0	0	0	0	0
Female-headed Households:	0		0		0		

Income Category:

	Owner	Renter	Total	Person
Extremely Low	0	0	0	0
Low Mod	0	0	0	0
Moderate	0	0	0	0
Non Low Moderate	0	0	0	0
Total	0	0	0	0
Percent Low/Mod	0.0%	0.0%	0.0%	0.0%

Annual Accomplishments

Accomplishment Narrative

Year # Benefiting

UGLG: CITY OF MULESHOE

Grant Year: 2020

Project: 0068 - 2020 CD

Objective: Create suitable living environments

IDIS Activity: 48667 - 7220319 Muleshoe

Outcome: Availability/accessibility

Activity to prevent, prepare for, and respond to Coronavirus: No

Status: Open

Matrix Code: Water/Sewer Improvements (03J)

Location:

215 S 1st St Muleshoe, TX 79347-3602

National Objective: LMA

Initial Funding Date: 03/11/2021  
 Financing:  
 Funded Amount: \$244,750.00  
 Net Drawn: \$3,988.00  
 Balance: \$240,762.00

Description:

Contractor shall install approximately three thousand two hundred linear feet (3,200 l.f.) of six-inch (6") water line, bore, valves, service connections, pavement repair, and all associated appurtenances.

Proposed Accomplishments:

People (General) : 203  
 Total Population in Service Area: 203  
 Census Tract Percent Low / Mod: 75.30

Actual Accomplishments:

Number assisted:

	Owner		Renter		Total		Person
	Total	Hispanic	Total	Hispanic	Total	Hispanic	
White:	0	0	0	0	0	0	0
Black/African American:	0	0	0	0	0	0	0
Asian:	0	0	0	0	0	0	0
American Indian/Alaskan Native:	0	0	0	0	0	0	0
Native Hawaiian/Other Pacific Islander:	0	0	0	0	0	0	0
American Indian/Alaskan Native & White:	0	0	0	0	0	0	0
Asian White:	0	0	0	0	0	0	0
Black/African American & White:	0	0	0	0	0	0	0
American Indian/Alaskan Native & Black/African American:	0	0	0	0	0	0	0
Other multi-racial:	0	0	0	0	0	0	0
Asian/Pacific Islander:	0	0	0	0	0	0	0
Hispanic:	0	0	0	0	0	0	0
Total:	0	0	0	0	0	0	0
Female-headed Households:	0		0		0		

Income Category:

Owner	Renter	Total	Person
-------	--------	-------	--------

Extremely Low	0	0	0	0
Low Mod	0	0	0	0
Moderate	0	0	0	0
Non Low Moderate	0	0	0	0
Total	0	0	0	0
Percent Low/Mod	0.0%	0.0%	0.0%	0.0%

Annual Accomplishments      Accomplishment Narrative

Year      # Benefiting

UGLG:  
Grant Year:    2020  
Project:        0068 - 2020 CD      Objective:  
  
IDIS Activity:    48668 - 7220320 Nash      Outcome:  
Activity to prevent, prepare for, and respond to Coronavirus:    No  
  
Status:        Open      Matrix Code:      General Program Administration (21A)  
Location:  
, -      National Objective:

Initial Funding Date:      03/11/2021  
Financing:  
Funded Amount:            \$30,250.00  
Net Drawn:                 \$9,075.00  
Balance:                    \$21,175.00

Description:  
local admin

Proposed Accomplishments:  
: 0  
Total Population in Service Area: 0  
Census Tract Percent Low / Mod: 0.00

Actual Accomplishments:

Number assisted:

Owner		Renter		Total		Person
Total	Hispanic	Total	Hispanic	Total	Hispanic	

White:	0	0	0	0	0	0	0
Black/African American:	0	0	0	0	0	0	0
Asian:	0	0	0	0	0	0	0
American Indian/Alaskan Native:	0	0	0	0	0	0	0
Native Hawaiian/Other Pacific Islander:	0	0	0	0	0	0	0
American Indian/Alaskan Native & White:	0	0	0	0	0	0	0
Asian White:	0	0	0	0	0	0	0
Black/African American & White:	0	0	0	0	0	0	0
American Indian/Alaskan Native & Black/African American:	0	0	0	0	0	0	0
Other multi-racial:	0	0	0	0	0	0	0
Asian/Pacific Islander:	0	0	0	0	0	0	0
Hispanic:	0	0	0	0	0	0	0
Total:	0	0	0	0	0	0	0
Female-headed Households:	0		0		0		

Income Category:

	Owner	Renter	Total	Person
Extremely Low	0	0	0	0
Low Mod	0	0	0	0
Moderate	0	0	0	0
Non Low Moderate	0	0	0	0
Total	0	0	0	0
Percent Low/Mod	0.0%	0.0%	0.0%	0.0%

Annual Accomplishments

Accomplishment Narrative

Year # Benefiting

UGLG: NEWTON COUNTY

Grant Year: 2020

Project: 0068 - 2020 CD

Objective: Create suitable living environments

IDIS Activity: 48674 - 7220330 Newton County

Outcome: Availability/accessibility

Activity to prevent, prepare for, and respond to Coronavirus: No

Status: Open

Matrix Code: Street Improvements (03K)

Location:

PO Box 1380 Newton, TX 75966-1380

National Objective: LMA

Initial Funding Date: 03/11/2021  
 Financing:  
 Funded Amount: \$248,000.00  
 Net Drawn: \$20,665.00  
 Balance: \$227,335.00

Description:  
 Contractor shall reconstruct roadway to improve drainage and remove potential threat to public safety.  
 Contractor shall install approximately eight thousand four hundred forty-seven linear feet

Proposed Accomplishments:

People (General) : 143  
 Total Population in Service Area: 6  
 Census Tract Percent Low / Mod: 66.60

Actual Accomplishments:

Number assisted:

	Owner		Renter		Total		Person
	Total	Hispanic	Total	Hispanic	Total	Hispanic	
White:	0	0	0	0	0	0	0
Black/African American:	0	0	0	0	0	0	0
Asian:	0	0	0	0	0	0	0
American Indian/Alaskan Native:	0	0	0	0	0	0	0
Native Hawaiian/Other Pacific Islander:	0	0	0	0	0	0	0
American Indian/Alaskan Native & White:	0	0	0	0	0	0	0
Asian White:	0	0	0	0	0	0	0
Black/African American & White:	0	0	0	0	0	0	0
American Indian/Alaskan Native & Black/African American:	0	0	0	0	0	0	0
Other multi-racial:	0	0	0	0	0	0	0
Asian/Pacific Islander:	0	0	0	0	0	0	0
Hispanic:	0	0	0	0	0	0	0
Total:	0	0	0	0	0	0	0
Female-headed Households:	0		0		0		

Income Category:

	Owner	Renter	Total	Person
Extremely Low	0	0	0	0
Low Mod	0	0	0	0
Moderate	0	0	0	0

Non Low Moderate	0	0	0	0
Total	0	0	0	0
Percent Low/Mod	0.0%	0.0%	0.0%	0.0%

Annual Accomplishments      Accomplishment Narrative

Year      # Benefiting

UGLG:

Grant Year:    2020

Project:        0068 - 2020 CD

Objective:

IDIS Activity:    48698 - 7220340 O'Donnell

Outcome:

Activity to prevent, prepare for, and respond to Coronavirus:    No

Status:         Open

Matrix Code:      General Program Administration (21A)

Location:

National Objective:

, -

Initial Funding Date:      03/17/2021

Description:

Financing:

local admin

Funded Amount:            \$30,250.00

Net Drawn:                 \$9,075.00

Balance:                     \$21,175.00

Proposed Accomplishments:

: 0

Total Population in Service Area: 0

Census Tract Percent Low / Mod: 0.00

Actual Accomplishments:

Number assisted:

	Owner		Renter		Total		
	Total	Hispanic	Total	Hispanic	Total	Hispanic	Person
White:	0	0	0	0	0	0	0
Black/African American:	0	0	0	0	0	0	0
Asian:	0	0	0	0	0	0	0



American Indian/Alaskan Native:	0	0	0	0	0	0	0
Native Hawaiian/Other Pacific Islander:	0	0	0	0	0	0	0
American Indian/Alaskan Native & White:	0	0	0	0	0	0	0
Asian White:	0	0	0	0	0	0	0
Black/African American & White:	0	0	0	0	0	0	0
American Indian/Alaskan Native & Black/African American:	0	0	0	0	0	0	0
Other multi-racial:	0	0	0	0	0	0	0
Asian/Pacific Islander:	0	0	0	0	0	0	0
Hispanic:	0	0	0	0	0	0	0
Total:	0	0	0	0	0	0	0
Female-headed Households:	0		0		0		

Income Category:

	Owner	Renter	Total	Person
Extremely Low	0	0	0	0
Low Mod	0	0	0	0
Moderate	0	0	0	0
Non Low Moderate	0	0	0	0
Total	0	0	0	0
Percent Low/Mod	0.0%	0.0%	0.0%	0.0%

Annual Accomplishments

Accomplishment Narrative

Year # Benefiting

UGLG:

Grant Year: 2020

Project: 0068 - 2020 CD

Objective:

IDIS Activity: 48700 - 7220341 Onalaska

Outcome:

Activity to prevent, prepare for, and respond to Coronavirus: No

Status: Open

Matrix Code: General Program Administration (21A)

Location:

National Objective:

Initial Funding Date: 03/17/2021

Description:

Financing:

local admin

Funded Amount: \$30,000.00  
 Net Drawn: \$10,500.00  
 Balance: \$19,500.00

Proposed Accomplishments:

: 0  
 Total Population in Service Area: 0  
 Census Tract Percent Low / Mod: 0.00

Actual Accomplishments:

Number assisted:

	Owner		Renter		Total		Person
	Total	Hispanic	Total	Hispanic	Total	Hispanic	
White:	0	0	0	0	0	0	0
Black/African American:	0	0	0	0	0	0	0
Asian:	0	0	0	0	0	0	0
American Indian/Alaskan Native:	0	0	0	0	0	0	0
Native Hawaiian/Other Pacific Islander:	0	0	0	0	0	0	0
American Indian/Alaskan Native & White:	0	0	0	0	0	0	0
Asian White:	0	0	0	0	0	0	0
Black/African American & White:	0	0	0	0	0	0	0
American Indian/Alaskan Native & Black/African American:	0	0	0	0	0	0	0
Other multi-racial:	0	0	0	0	0	0	0
Asian/Pacific Islander:	0	0	0	0	0	0	0
Hispanic:	0	0	0	0	0	0	0
Total:	0	0	0	0	0	0	0
Female-headed Households:	0		0		0		

Income Category:

	Owner	Renter	Total	Person
Extremely Low	0	0	0	0
Low Mod	0	0	0	0
Moderate	0	0	0	0
Non Low Moderate	0	0	0	0
Total	0	0	0	0
Percent Low/Mod	0.0%	0.0%	0.0%	0.0%

Annual Accomplishments Accomplishment Narrative

Year # Benefiting

UGLG: Onalaska

Grant Year: 2020

Project: 0068 - 2020 CD

Objective: Create suitable living environments

IDIS Activity: 48701 - 7220341 Onalaska

Outcome: Availability/accessibility

Activity to prevent, prepare for, and respond to Coronavirus: No

Status: Open

Matrix Code: Street Improvements (03K)

Location:

PO Box 880 Onalaska, TX 77360-0880

National Objective: LMA

Initial Funding Date: 03/17/2021

Financing:

Funded Amount: \$245,000.00

Net Drawn: \$23,520.00

Balance: \$221,480.00

Description:

Contractor shall reconstruct approximately two thousand and ninety linear feet (2,090 LF) of street surface in three target areas .

Construction shall include approximately nine hundred twenty-five linear feet (925 LF) on

Proposed Accomplishments:

People (General) : 32

Total Population in Service Area: 32

Census Tract Percent Low / Mod: 93.70

Actual Accomplishments:

Number assisted:

	Owner		Renter		Total		Person
	Total	Hispanic	Total	Hispanic	Total	Hispanic	
White:	0	0	0	0	0	0	0
Black/African American:	0	0	0	0	0	0	0
Asian:	0	0	0	0	0	0	0
American Indian/Alaskan Native:	0	0	0	0	0	0	0
Native Hawaiian/Other Pacific Islander:	0	0	0	0	0	0	0
American Indian/Alaskan Native & White:	0	0	0	0	0	0	0
Asian White:	0	0	0	0	0	0	0

Black/African American & White:	0	0	0	0	0	0	0
American Indian/Alaskan Native & Black/African American:	0	0	0	0	0	0	0
Other multi-racial:	0	0	0	0	0	0	0
Asian/Pacific Islander:	0	0	0	0	0	0	0
Hispanic:	0	0	0	0	0	0	0
Total:	0	0	0	0	0	0	0
Female-headed Households:	0		0		0		

Income Category:

	Owner	Renter	Total	Person
Extremely Low	0	0	0	0
Low Mod	0	0	0	0
Moderate	0	0	0	0
Non Low Moderate	0	0	0	0
Total	0	0	0	0
Percent Low/Mod	0.0%	0.0%	0.0%	0.0%

Annual Accomplishments

Accomplishment Narrative

Year # Benefiting

UGLG:

Grant Year: 2020

Project: 0068 - 2020 CD

Objective:

IDIS Activity: 48708 - 7220359 Plains

Outcome:

Activity to prevent, prepare for, and respond to Coronavirus: No

Status: Open

Matrix Code: General Program Administration (21A)

Location:

National Objective:

Initial Funding Date: 03/17/2021

Description:

Financing:

local admin

Funded Amount: \$30,250.00

Net Drawn: \$15,125.00

Balance: \$15,125.00

Proposed Accomplishments:

: 0

Total Population in Service Area: 0

Census Tract Percent Low / Mod: 0.00

Actual Accomplishments:

Number assisted:

	Owner		Renter		Total		Person
	Total	Hispanic	Total	Hispanic	Total	Hispanic	
White:	0	0	0	0	0	0	0
Black/African American:	0	0	0	0	0	0	0
Asian:	0	0	0	0	0	0	0
American Indian/Alaskan Native:	0	0	0	0	0	0	0
Native Hawaiian/Other Pacific Islander:	0	0	0	0	0	0	0
American Indian/Alaskan Native & White:	0	0	0	0	0	0	0
Asian White:	0	0	0	0	0	0	0
Black/African American & White:	0	0	0	0	0	0	0
American Indian/Alaskan Native & Black/African American:	0	0	0	0	0	0	0
Other multi-racial:	0	0	0	0	0	0	0
Asian/Pacific Islander:	0	0	0	0	0	0	0
Hispanic:	0	0	0	0	0	0	0
Total:	0	0	0	0	0	0	0
Female-headed Households:	0		0		0		

Income Category:

	Owner	Renter	Total	Person
Extremely Low	0	0	0	0
Low Mod	0	0	0	0
Moderate	0	0	0	0
Non Low Moderate	0	0	0	0
Total	0	0	0	0
Percent Low/Mod	0.0%	0.0%	0.0%	0.0%

Annual Accomplishments

Accomplishment Narrative

Year # Benefiting

UGLG: Plains

Grant Year: 2020  
Project: 0068 - 2020 CD

Objective: Create suitable living environments

IDIS Activity: 48709 - 7220359 Plains  
Activity to prevent, prepare for, and respond to Coronavirus: No

Outcome: Availability/accessibility

Status: Open  
Location:  
PO Box 550 Plains, TX 79355-0550

Matrix Code: Water/Sewer Improvements (03J)

National Objective: LMA

Initial Funding Date: 03/17/2021  
Financing:  
Funded Amount: \$244,750.00  
Net Drawn: \$20,700.00  
Balance: \$224,050.00

Description:  
Contractor shall improve its main lift station to mitigate spillage and ensure proper operation and compliance with TCEQ regulations.  
Contractor shall install wet well, valve vault, new site piping and connections, electrical

Proposed Accomplishments:  
People (General) : 855  
Total Population in Service Area: 855  
Census Tract Percent Low / Mod: 74.90

Actual Accomplishments:

Number assisted:

	Owner		Renter		Total		Person
	Total	Hispanic	Total	Hispanic	Total	Hispanic	
White:	0	0	0	0	0	0	0
Black/African American:	0	0	0	0	0	0	0
Asian:	0	0	0	0	0	0	0
American Indian/Alaskan Native:	0	0	0	0	0	0	0
Native Hawaiian/Other Pacific Islander:	0	0	0	0	0	0	0
American Indian/Alaskan Native & White:	0	0	0	0	0	0	0
Asian White:	0	0	0	0	0	0	0
Black/African American & White:	0	0	0	0	0	0	0
American Indian/Alaskan Native & Black/African American:	0	0	0	0	0	0	0
Other multi-racial:	0	0	0	0	0	0	0

Asian/Pacific Islander:	0	0	0	0	0	0	0
Hispanic:	0	0	0	0	0	0	0
Total:	0	0	0	0	0	0	0
Female-headed Households:	0		0		0		

Income Category:

	Owner	Renter	Total	Person
Extremely Low	0	0	0	0
Low Mod	0	0	0	0
Moderate	0	0	0	0
Non Low Moderate	0	0	0	0
Total	0	0	0	0
Percent Low/Mod	0.0%	0.0%	0.0%	0.0%

Annual Accomplishments

Accomplishment Narrative

Year # Benefiting  
 UGLG: POLK COUNTY  
 Grant Year: 2020  
 Project: 0068 - 2020 CD

Objective: Create suitable living environments

IDIS Activity: 48713 - 7220361 Polk County  
 Activity to prevent, prepare for, and respond to Coronavirus: No

Outcome: Availability/accessibility

Status: Open  
 Location:

Matrix Code: Water/Sewer Improvements (03J)

101 W Church St Ste 200 Livingston, TX 77351-5224

National Objective: LMA

Initial Funding Date: 03/17/2021  
 Financing:  
 Funded Amount: \$245,500.00  
 Net Drawn: \$16,920.00  
 Balance: \$228,580.00

Description:  
 Contractor shall, in cooperation with Dallardsville-Segno WSC, rehabilitate components at the water plant to increase water storage capacity and reduce maintenance issues.  
 Contractor shall install one (1) forty thousand gallon (40,000 Gal.) ground storage tank,

Proposed Accomplishments:  
 People (General) : 393

Total Population in Service Area: 393  
 Census Tract Percent Low / Mod: 55.40

Actual Accomplishments:

Number assisted:

	Owner		Renter		Total		Person
	Total	Hispanic	Total	Hispanic	Total	Hispanic	
White:	0	0	0	0	0	0	0
Black/African American:	0	0	0	0	0	0	0
Asian:	0	0	0	0	0	0	0
American Indian/Alaskan Native:	0	0	0	0	0	0	0
Native Hawaiian/Other Pacific Islander:	0	0	0	0	0	0	0
American Indian/Alaskan Native & White:	0	0	0	0	0	0	0
Asian White:	0	0	0	0	0	0	0
Black/African American & White:	0	0	0	0	0	0	0
American Indian/Alaskan Native & Black/African American:	0	0	0	0	0	0	0
Other multi-racial:	0	0	0	0	0	0	0
Asian/Pacific Islander:	0	0	0	0	0	0	0
Hispanic:	0	0	0	0	0	0	0
Total:	0	0	0	0	0	0	0
Female-headed Households:	0		0		0		

Income Category:

	Owner	Renter	Total	Person
Extremely Low	0	0	0	0
Low Mod	0	0	0	0
Moderate	0	0	0	0
Non Low Moderate	0	0	0	0
Total	0	0	0	0
Percent Low/Mod	0.0%	0.0%	0.0%	0.0%

Annual Accomplishments

Accomplishment Narrative

Year # Benefiting

UGLG:  
 Grant Year: 2020

Project: 0068 - 2020 CD

Objective:



IDIS Activity: 48717 - 7220371 Ralls

Outcome:

Activity to prevent, prepare for, and respond to Coronavirus: No

Status: Open

Matrix Code: General Program Administration (21A)

Location:

National Objective:

Initial Funding Date: 03/17/2021

Description:

Financing:

local admin

Funded Amount: \$27,000.00

Net Drawn: \$6,075.00

Balance: \$20,925.00

Proposed Accomplishments:

: 0

Total Population in Service Area: 0

Census Tract Percent Low / Mod: 0.00

Actual Accomplishments:

Number assisted:

	Owner		Renter		Total		Person
	Total	Hispanic	Total	Hispanic	Total	Hispanic	
White:	0	0	0	0	0	0	0
Black/African American:	0	0	0	0	0	0	0
Asian:	0	0	0	0	0	0	0
American Indian/Alaskan Native:	0	0	0	0	0	0	0
Native Hawaiian/Other Pacific Islander:	0	0	0	0	0	0	0
American Indian/Alaskan Native & White:	0	0	0	0	0	0	0
Asian White:	0	0	0	0	0	0	0
Black/African American & White:	0	0	0	0	0	0	0
American Indian/Alaskan Native & Black/African American:	0	0	0	0	0	0	0
Other multi-racial:	0	0	0	0	0	0	0
Asian/Pacific Islander:	0	0	0	0	0	0	0
Hispanic:	0	0	0	0	0	0	0

Total: 0 0 0 0 0 0 0  
 Female-headed Households: 0 0 0 0 0 0 0

Income Category:

	Owner	Renter	Total	Person
Extremely Low	0	0	0	0
Low Mod	0	0	0	0
Moderate	0	0	0	0
Non Low Moderate	0	0	0	0
Total	0	0	0	0
Percent Low/Mod	0.0%	0.0%	0.0%	0.0%

Annual Accomplishments

Accomplishment Narrative

Year # Benefiting  
 UGLG: CITY OF RALLS  
 Grant Year: 2020  
 Project: 0068 - 2020 CD

Objective: Create suitable living environments

IDIS Activity: 48718 - 7220371 Ralls  
 Activity to prevent, prepare for, and respond to Coronavirus: No

Outcome: Availability/accessibility

Status: Open  
 Location:

Matrix Code: Water/Sewer Improvements (03J)

800 Avenue I Ralls, TX 79357-3500

National Objective: LMA

Initial Funding Date: 03/17/2021  
 Financing:  
 Funded Amount: \$248,000.00  
 Net Drawn: \$8,320.00  
 Balance: \$239,680.00

Description:  
 Contractor shall construct new pump station to increase water pressure and ensure compliance with TCEQ regulations.  
 Contractor, utilizing local forces and equipment, shall install one (1) pump station to

Proposed Accomplishments:

People (General) : 2,090  
 Total Population in Service Area: 2,090  
 Census Tract Percent Low / Mod: 62.90

Actual Accomplishments:

Number assisted:

	Owner		Renter		Total		Person
	Total	Hispanic	Total	Hispanic	Total	Hispanic	
White:	0	0	0	0	0	0	0
Black/African American:	0	0	0	0	0	0	0
Asian:	0	0	0	0	0	0	0
American Indian/Alaskan Native:	0	0	0	0	0	0	0
Native Hawaiian/Other Pacific Islander:	0	0	0	0	0	0	0
American Indian/Alaskan Native & White:	0	0	0	0	0	0	0
Asian White:	0	0	0	0	0	0	0
Black/African American & White:	0	0	0	0	0	0	0
American Indian/Alaskan Native & Black/African American:	0	0	0	0	0	0	0
Other multi-racial:	0	0	0	0	0	0	0
Asian/Pacific Islander:	0	0	0	0	0	0	0
Hispanic:	0	0	0	0	0	0	0
Total:	0	0	0	0	0	0	0
Female-headed Households:	0		0		0		

Income Category:

	Owner	Renter	Total	Person
Extremely Low	0	0	0	0
Low Mod	0	0	0	0
Moderate	0	0	0	0
Non Low Moderate	0	0	0	0
Total	0	0	0	0
Percent Low/Mod	0.0%	0.0%	0.0%	0.0%

Annual Accomplishments

Accomplishment Narrative

Year # Benefiting

UGLG:

Grant Year: 2020

Project: 0068 - 2020 CD

Objective:

IDIS Activity: 48723 - 7220381 Red River County

Outcome:

Activity to prevent, prepare for, and respond to Coronavirus: No

Status: Open

Matrix Code: General Program Administration (21A)

Location:

National Objective:

Initial Funding Date: 03/17/2021

Description:

Financing:

local admin

Funded Amount: \$22,000.00

Net Drawn: \$5,200.00

Balance: \$16,800.00

Proposed Accomplishments:

: 0

Total Population in Service Area: 0

Census Tract Percent Low / Mod: 0.00

Actual Accomplishments:

Number assisted:

	Owner		Renter		Total		Person
	Total	Hispanic	Total	Hispanic	Total	Hispanic	
White:	0	0	0	0	0	0	0
Black/African American:	0	0	0	0	0	0	0
Asian:	0	0	0	0	0	0	0
American Indian/Alaskan Native:	0	0	0	0	0	0	0
Native Hawaiian/Other Pacific Islander:	0	0	0	0	0	0	0
American Indian/Alaskan Native & White:	0	0	0	0	0	0	0
Asian White:	0	0	0	0	0	0	0
Black/African American & White:	0	0	0	0	0	0	0
American Indian/Alaskan Native & Black/African American:	0	0	0	0	0	0	0
Other multi-racial:	0	0	0	0	0	0	0
Asian/Pacific Islander:	0	0	0	0	0	0	0
Hispanic:	0	0	0	0	0	0	0
Total:	0	0	0	0	0	0	0
Female-headed Households:	0		0		0		

Income Category:

	Owner	Renter	Total	Person
Extremely Low	0	0	0	0
Low Mod	0	0	0	0
Moderate	0	0	0	0
Non Low Moderate	0	0	0	0
Total	0	0	0	0
Percent Low/Mod	0.0%	0.0%	0.0%	0.0%

Annual Accomplishments

Accomplishment Narrative

Year # Benefiting

UGLG: RED RIVER COUNTY

Grant Year: 2020

Project: 0068 - 2020 CD

Objective: Create suitable living environments

IDIS Activity: 48726 - 7220381 Red River County

Outcome: Availability/accessibility

Activity to prevent, prepare for, and respond to Coronavirus: No

Status: Open

Matrix Code: Water/Sewer Improvements (03J)

Location:

400 N Walnut St Clarksville, TX 75426-3041

National Objective: LMA

Initial Funding Date: 03/18/2021

Financing:

Funded Amount: \$137,200.00

Net Drawn: \$12,769.99

Balance: \$124,430.01

Description:

Contractor shall install approximately twenty-one thousand eight hundred sixty linear feet (21,860 l.f.) of four-inch (4") water lines, boring, valves, service reconnections, and all associated appurtenances.

Proposed Accomplishments:

People (General) : 52

Total Population in Service Area: 52

Census Tract Percent Low / Mod: 84.60

Actual Accomplishments:

Number assisted:

	Owner		Renter		Total		Person
	Total	Hispanic	Total	Hispanic	Total	Hispanic	
White:	0	0	0	0	0	0	0
Black/African American:	0	0	0	0	0	0	0
Asian:	0	0	0	0	0	0	0
American Indian/Alaskan Native:	0	0	0	0	0	0	0
Native Hawaiian/Other Pacific Islander:	0	0	0	0	0	0	0
American Indian/Alaskan Native & White:	0	0	0	0	0	0	0
Asian White:	0	0	0	0	0	0	0
Black/African American & White:	0	0	0	0	0	0	0
American Indian/Alaskan Native & Black/African American:	0	0	0	0	0	0	0
Other multi-racial:	0	0	0	0	0	0	0
Asian/Pacific Islander:	0	0	0	0	0	0	0
Hispanic:	0	0	0	0	0	0	0
Total:	0	0	0	0	0	0	0
Female-headed Households:	0		0		0		

Income Category:

	Owner	Renter	Total	Person
Extremely Low	0	0	0	0
Low Mod	0	0	0	0
Moderate	0	0	0	0
Non Low Moderate	0	0	0	0
Total	0	0	0	0
Percent Low/Mod	0.0%	0.0%	0.0%	0.0%

Annual Accomplishments

Accomplishment Narrative

Year # Benefiting

UGLG:

Grant Year: 2020

Project: 0068 - 2020 CD

Objective:

IDIS Activity: 48727 - 7220389 Refugio

Outcome:

Activity to prevent, prepare for, and respond to Coronavirus: No

Status: Open

Matrix Code: General Program Administration (21A)

Location:

National Objective:

Initial Funding Date: 03/17/2021  
 Financing:  
 Funded Amount: \$33,000.00  
 Net Drawn: \$9,900.00  
 Balance: \$23,100.00

Description:  
local admin

Proposed Accomplishments:

: 0  
 Total Population in Service Area: 0  
 Census Tract Percent Low / Mod: 0.00

Actual Accomplishments:

Number assisted:

	Owner		Renter		Total		Person
	Total	Hispanic	Total	Hispanic	Total	Hispanic	
White:	0	0	0	0	0	0	0
Black/African American:	0	0	0	0	0	0	0
Asian:	0	0	0	0	0	0	0
American Indian/Alaskan Native:	0	0	0	0	0	0	0
Native Hawaiian/Other Pacific Islander:	0	0	0	0	0	0	0
American Indian/Alaskan Native & White:	0	0	0	0	0	0	0
Asian White:	0	0	0	0	0	0	0
Black/African American & White:	0	0	0	0	0	0	0
American Indian/Alaskan Native & Black/African American:	0	0	0	0	0	0	0
Other multi-racial:	0	0	0	0	0	0	0
Asian/Pacific Islander:	0	0	0	0	0	0	0
Hispanic:	0	0	0	0	0	0	0
Total:	0	0	0	0	0	0	0
Female-headed Households:	0		0		0		

Income Category:

Owner	Renter	Total	Person
-------	--------	-------	--------

Extremely Low	0	0	0	0
Low Mod	0	0	0	0
Moderate	0	0	0	0
Non Low Moderate	0	0	0	0
Total	0	0	0	0
Percent Low/Mod	0.0%	0.0%	0.0%	0.0%

Annual Accomplishments Accomplishment Narrative

Year # Benefiting  
 UGLG: ROTAN  
 Grant Year: 2020

Project: 0068 - 2020 CD

Objective: Create suitable living environments

IDIS Activity: 48734 - 7220399 Rotan

Outcome: Availability/accessibility

Activity to prevent, prepare for, and respond to Coronavirus: No

Status: Open

Matrix Code: Water/Sewer Improvements (03J)

Location:

302 W Sammy Baugh Ave Rotan, TX 79546-4411

National Objective: LMA

Initial Funding Date: 03/17/2021  
 Financing:  
 Funded Amount: \$244,750.00  
 Net Drawn: \$19,600.00  
 Balance: \$225,150.00

Description:  
 Contractor shall install approximately four thousand linear feet (4,000 l.f.) of twelve-inch (12") water line, bore, valves, connections and all associated appurtenances.

Proposed Accomplishments:

People (General) : 1,192  
 Total Population in Service Area: 1,192  
 Census Tract Percent Low / Mod: 73.80

Actual Accomplishments:

Number assisted:

Owner		Renter		Total		Person
Total	Hispanic	Total	Hispanic	Total	Hispanic	



White:	0	0	0	0	0	0	0
Black/African American:	0	0	0	0	0	0	0
Asian:	0	0	0	0	0	0	0
American Indian/Alaskan Native:	0	0	0	0	0	0	0
Native Hawaiian/Other Pacific Islander:	0	0	0	0	0	0	0
American Indian/Alaskan Native & White:	0	0	0	0	0	0	0
Asian White:	0	0	0	0	0	0	0
Black/African American & White:	0	0	0	0	0	0	0
American Indian/Alaskan Native & Black/African American:	0	0	0	0	0	0	0
Other multi-racial:	0	0	0	0	0	0	0
Asian/Pacific Islander:	0	0	0	0	0	0	0
Hispanic:	0	0	0	0	0	0	0
Total:	0	0	0	0	0	0	0
Female-headed Households:	0		0		0		

Income Category:

	Owner	Renter	Total	Person
Extremely Low	0	0	0	0
Low Mod	0	0	0	0
Moderate	0	0	0	0
Non Low Moderate	0	0	0	0
Total	0	0	0	0
Percent Low/Mod	0.0%	0.0%	0.0%	0.0%

Annual Accomplishments

Accomplishment Narrative

Year # Benefiting  
 UGLG: SABINE COUNTY  
 Grant Year: 2020  
 Project: 0068 - 2020 CD

Objective: Create suitable living environments

IDIS Activity: 48737 - 7220401 Sabine County  
 Activity to prevent, prepare for, and respond to Coronavirus: No

Outcome: Availability/accessibility

Status: Open  
 Location:

Matrix Code: Street Improvements (03K)

PO Box 580 Hemphill, TX 75948-0580

National Objective: LMA

Initial Funding Date: 03/17/2021  
 Financing:  
 Funded Amount: \$275,000.00  
 Net Drawn: \$24,200.00  
 Balance: \$250,800.00

Description:  
 Contractor shall replace existing bridge to remove threat to public safety and improve access.  
 Contractor shall install approximately three hundred linear foot (300 l.f.) bridge utilizing

Proposed Accomplishments:

People (General) : 14  
 Total Population in Service Area: 14  
 Census Tract Percent Low / Mod: 57.10

Actual Accomplishments:

Number assisted:

	Owner		Renter		Total		Person
	Total	Hispanic	Total	Hispanic	Total	Hispanic	
White:	0	0	0	0	0	0	0
Black/African American:	0	0	0	0	0	0	0
Asian:	0	0	0	0	0	0	0
American Indian/Alaskan Native:	0	0	0	0	0	0	0
Native Hawaiian/Other Pacific Islander:	0	0	0	0	0	0	0
American Indian/Alaskan Native & White:	0	0	0	0	0	0	0
Asian White:	0	0	0	0	0	0	0
Black/African American & White:	0	0	0	0	0	0	0
American Indian/Alaskan Native & Black/African American:	0	0	0	0	0	0	0
Other multi-racial:	0	0	0	0	0	0	0
Asian/Pacific Islander:	0	0	0	0	0	0	0
Hispanic:	0	0	0	0	0	0	0
Total:	0	0	0	0	0	0	0
Female-headed Households:	0		0		0		

Income Category:

	Owner	Renter	Total	Person
Extremely Low	0	0	0	0
Low Mod	0	0	0	0
Moderate	0	0	0	0

Non Low Moderate	0	0	0	0
Total	0	0	0	0
Percent Low/Mod	0.0%	0.0%	0.0%	0.0%

Annual Accomplishments      Accomplishment Narrative

Year      # Benefiting

UGLG:

Grant Year:    2020

Project:        0068 - 2020 CD

Objective:

IDIS Activity:    48741 - 7220410 San Augustine

Outcome:

Activity to prevent, prepare for, and respond to Coronavirus:    No

Status:         Open

Matrix Code:      General Program Administration (21A)

Location:

National Objective:

Initial Funding Date:    03/17/2021

Description:

Financing:

local admin

Funded Amount:         \$30,000.00

Net Drawn:                \$10,500.00

Balance:                  \$19,500.00

Proposed Accomplishments:

: 0

Total Population in Service Area: 0

Census Tract Percent Low / Mod: 0.00

Actual Accomplishments:

Number assisted:

	Owner		Renter		Total		
	Total	Hispanic	Total	Hispanic	Total	Hispanic	Person
White:	0	0	0	0	0	0	0
Black/African American:	0	0	0	0	0	0	0
Asian:	0	0	0	0	0	0	0

American Indian/Alaskan Native:	0	0	0	0	0	0	0
Native Hawaiian/Other Pacific Islander:	0	0	0	0	0	0	0
American Indian/Alaskan Native & White:	0	0	0	0	0	0	0
Asian White:	0	0	0	0	0	0	0
Black/African American & White:	0	0	0	0	0	0	0
American Indian/Alaskan Native & Black/African American:	0	0	0	0	0	0	0
Other multi-racial:	0	0	0	0	0	0	0
Asian/Pacific Islander:	0	0	0	0	0	0	0
Hispanic:	0	0	0	0	0	0	0
Total:	0	0	0	0	0	0	0
Female-headed Households:	0		0		0		

Income Category:

	Owner	Renter	Total	Person
Extremely Low	0	0	0	0
Low Mod	0	0	0	0
Moderate	0	0	0	0
Non Low Moderate	0	0	0	0
Total	0	0	0	0
Percent Low/Mod	0.0%	0.0%	0.0%	0.0%

Annual Accomplishments

Accomplishment Narrative

Year # Benefiting  
 UGLG: SAN AUGUSTINE  
 Grant Year: 2020  
 Project: 0068 - 2020 CD

Objective: Create suitable living environments

IDIS Activity: 48742 - 7220410 San Augustine  
 Activity to prevent, prepare for, and respond to Coronavirus: No

Outcome: Availability/accessibility

Status: Open  
 Location:  
 301 S Harrison St San Augustine, TX 75972-1912

Matrix Code: Water/Sewer Improvements (03J)

National Objective: LMA

Initial Funding Date: 03/17/2021  
 Financing:

Description:  
 The City proposes to improve the water treatment plant by enclosing the north end of the

Funded Amount: \$245,000.00  
 Net Drawn: \$22,246.00  
 Balance: \$222,754.00

building with a six hundred twenty square feet (620 s.f.) metal building enclosure and concrete foundation.

Proposed Accomplishments:

People (General) : 2,250  
 Total Population in Service Area: 2,250  
 Census Tract Percent Low / Mod: 70.00

Actual Accomplishments:

Number assisted:

	Owner		Renter		Total		Person
	Total	Hispanic	Total	Hispanic	Total	Hispanic	
White:	0	0	0	0	0	0	0
Black/African American:	0	0	0	0	0	0	0
Asian:	0	0	0	0	0	0	0
American Indian/Alaskan Native:	0	0	0	0	0	0	0
Native Hawaiian/Other Pacific Islander:	0	0	0	0	0	0	0
American Indian/Alaskan Native & White:	0	0	0	0	0	0	0
Asian White:	0	0	0	0	0	0	0
Black/African American & White:	0	0	0	0	0	0	0
American Indian/Alaskan Native & Black/African American:	0	0	0	0	0	0	0
Other multi-racial:	0	0	0	0	0	0	0
Asian/Pacific Islander:	0	0	0	0	0	0	0
Hispanic:	0	0	0	0	0	0	0
Total:	0	0	0	0	0	0	0
Female-headed Households:	0		0		0		

Income Category:

	Owner	Renter	Total	Person
Extremely Low	0	0	0	0
Low Mod	0	0	0	0
Moderate	0	0	0	0
Non Low Moderate	0	0	0	0
Total	0	0	0	0
Percent Low/Mod	0.0%	0.0%	0.0%	0.0%

Annual Accomplishments      Accomplishment Narrative

Year      # Benefiting

UGLG:

Grant Year:    2020

Project:        0068 - 2020 CD

Objective:

IDIS Activity:    48745 - 7220419 San Perlita

Outcome:

Activity to prevent, prepare for, and respond to Coronavirus:    No

Status:         Open

Matrix Code:    General Program Administration (21A)

Location:

National Objective:

Initial Funding Date:      03/17/2021

Description:

Financing:

local admin

Funded Amount:            \$32,000.00

Net Drawn:                 \$14,000.00

Balance:                    \$18,000.00

Proposed Accomplishments:

: 0

Total Population in Service Area: 0

Census Tract Percent Low / Mod: 0.00

Actual Accomplishments:

Number assisted:

	Owner		Renter		Total		
	Total	Hispanic	Total	Hispanic	Total	Hispanic	Person
White:	0	0	0	0	0	0	0
Black/African American:	0	0	0	0	0	0	0
Asian:	0	0	0	0	0	0	0
American Indian/Alaskan Native:	0	0	0	0	0	0	0
Native Hawaiian/Other Pacific Islander:	0	0	0	0	0	0	0
American Indian/Alaskan Native & White:	0	0	0	0	0	0	0
Asian White:	0	0	0	0	0	0	0

Black/African American & White:	0	0	0	0	0	0	0
American Indian/Alaskan Native & Black/African American:	0	0	0	0	0	0	0
Other multi-racial:	0	0	0	0	0	0	0
Asian/Pacific Islander:	0	0	0	0	0	0	0
Hispanic:	0	0	0	0	0	0	0
Total:	0	0	0	0	0	0	0
Female-headed Households:	0		0		0		

Income Category:

	Owner	Renter	Total	Person
Extremely Low	0	0	0	0
Low Mod	0	0	0	0
Moderate	0	0	0	0
Non Low Moderate	0	0	0	0
Total	0	0	0	0
Percent Low/Mod	0.0%	0.0%	0.0%	0.0%

Annual Accomplishments

Accomplishment Narrative

Year # Benefiting

UGLG:

Grant Year: 2020

Project: 0001 - 2017 CD

Objective:

IDIS Activity: 48748 - 7220420 San Saba

Outcome:

Activity to prevent, prepare for, and respond to Coronavirus: No

Status: Open

Matrix Code: General Program Administration (21A)

Location:

National Objective:

Initial Funding Date: 03/17/2021

Description:

Financing:

local admin

Funded Amount: \$0.00

Net Drawn: \$0.00

Balance: \$0.00

Proposed Accomplishments:

: 0

Total Population in Service Area: 0

Census Tract Percent Low / Mod: 0.00

Actual Accomplishments:

Number assisted:

	Owner		Renter		Total		Person
	Total	Hispanic	Total	Hispanic	Total	Hispanic	
White:	0	0	0	0	0	0	0
Black/African American:	0	0	0	0	0	0	0
Asian:	0	0	0	0	0	0	0
American Indian/Alaskan Native:	0	0	0	0	0	0	0
Native Hawaiian/Other Pacific Islander:	0	0	0	0	0	0	0
American Indian/Alaskan Native & White:	0	0	0	0	0	0	0
Asian White:	0	0	0	0	0	0	0
Black/African American & White:	0	0	0	0	0	0	0
American Indian/Alaskan Native & Black/African American:	0	0	0	0	0	0	0
Other multi-racial:	0	0	0	0	0	0	0
Asian/Pacific Islander:	0	0	0	0	0	0	0
Hispanic:	0	0	0	0	0	0	0
Total:	0	0	0	0	0	0	0
Female-headed Households:	0		0		0		

Income Category:

	Owner	Renter	Total	Person
Extremely Low	0	0	0	0
Low Mod	0	0	0	0
Moderate	0	0	0	0
Non Low Moderate	0	0	0	0
Total	0	0	0	0
Percent Low/Mod	0.0%	0.0%	0.0%	0.0%

Annual Accomplishments

Accomplishment Narrative

Year # Benefiting

UGLG:



Grant Year: 2020  
Project: 0068 - 2020 CD

Objective:

IDIS Activity: 48750 - 7220421 Schulenburg  
Activity to prevent, prepare for, and respond to Coronavirus: No

Outcome:

Status: Canceled 07/01/2021  
Location:

Matrix Code: General Program Administration (21A)

National Objective:

Initial Funding Date: 03/17/2021  
Financing:  
Funded Amount: \$0.00  
Net Drawn: \$0.00  
Balance: \$0.00

Description:  
local admin

Proposed Accomplishments:  
: 0

Total Population in Service Area: 0  
Census Tract Percent Low / Mod: 0.00

Actual Accomplishments:

Number assisted:

	Owner		Renter		Total		Person
	Total	Hispanic	Total	Hispanic	Total	Hispanic	
White:	0	0	0	0	0	0	0
Black/African American:	0	0	0	0	0	0	0
Asian:	0	0	0	0	0	0	0
American Indian/Alaskan Native:	0	0	0	0	0	0	0
Native Hawaiian/Other Pacific Islander:	0	0	0	0	0	0	0
American Indian/Alaskan Native & White:	0	0	0	0	0	0	0
Asian White:	0	0	0	0	0	0	0
Black/African American & White:	0	0	0	0	0	0	0
American Indian/Alaskan Native & Black/African American:	0	0	0	0	0	0	0
Other multi-racial:	0	0	0	0	0	0	0

Asian/Pacific Islander:	0	0	0	0	0	0	0
Hispanic:	0	0	0	0	0	0	0
Total:	0	0	0	0	0	0	0
Female-headed Households:	0		0		0		

Income Category:

	Owner	Renter	Total	Person
Extremely Low	0	0	0	0
Low Mod	0	0	0	0
Moderate	0	0	0	0
Non Low Moderate	0	0	0	0
Total	0	0	0	0
Percent Low/Mod	0.0%	0.0%	0.0%	0.0%

Annual Accomplishments

Accomplishment Narrative

Year # Benefiting

UGLG:  
Grant Year: 2020  
Project: 0068 - 2020 CD

Objective:

IDIS Activity: 48752 - 7220429 Seadrift

Outcome:

Activity to prevent, prepare for, and respond to Coronavirus: No

Status: Open

Matrix Code: General Program Administration (21A)

Location:

National Objective:

Initial Funding Date: 03/17/2021

Description:

Financing:

local admin

Funded Amount: \$30,250.00

Net Drawn: \$15,125.00

Balance: \$15,125.00

Proposed Accomplishments:

: 0

Total Population in Service Area: 0  
 Census Tract Percent Low / Mod: 0.00

Actual Accomplishments:

Number assisted:

	Owner		Renter		Total		Person
	Total	Hispanic	Total	Hispanic	Total	Hispanic	
White:	0	0	0	0	0	0	0
Black/African American:	0	0	0	0	0	0	0
Asian:	0	0	0	0	0	0	0
American Indian/Alaskan Native:	0	0	0	0	0	0	0
Native Hawaiian/Other Pacific Islander:	0	0	0	0	0	0	0
American Indian/Alaskan Native & White:	0	0	0	0	0	0	0
Asian White:	0	0	0	0	0	0	0
Black/African American & White:	0	0	0	0	0	0	0
American Indian/Alaskan Native & Black/African American:	0	0	0	0	0	0	0
Other multi-racial:	0	0	0	0	0	0	0
Asian/Pacific Islander:	0	0	0	0	0	0	0
Hispanic:	0	0	0	0	0	0	0
Total:	0	0	0	0	0	0	0
Female-headed Households:	0		0		0		

Income Category:

	Owner	Renter	Total	Person
Extremely Low	0	0	0	0
Low Mod	0	0	0	0
Moderate	0	0	0	0
Non Low Moderate	0	0	0	0
Total	0	0	0	0
Percent Low/Mod	0.0%	0.0%	0.0%	0.0%

Annual Accomplishments

Accomplishment Narrative

Year # Benefiting

UGLG: SEADRIFT

Grant Year: 2020

Project: 0068 - 2020 CD

Objective: Create suitable living environments

IDIS Activity: 48753 - 7220429 Seadrift

Outcome: Availability/accessibility

Activity to prevent, prepare for, and respond to Coronavirus: No

Status: Open

Matrix Code: Water/Sewer Improvements (03J)

Location:

PO Box 159 Seadrift, TX 77983-0159

National Objective: LMA

Initial Funding Date: 03/17/2021

Description:

Financing:

Funded Amount: \$244,750.00

Net Drawn: \$9,500.00

Balance: \$235,250.00

. Contractor shall install approximately two thousand five hundred forty linear feet (2,540 l.f.) of six-inch (6") water line, eight gate valves, fire hydrants, manhole,

Proposed Accomplishments:

People (General) : 178

Total Population in Service Area: 133

Census Tract Percent Low / Mod: 71.40

Actual Accomplishments:

Number assisted:

	Owner		Renter		Total		Person
	Total	Hispanic	Total	Hispanic	Total	Hispanic	
White:	0	0	0	0	0	0	0
Black/African American:	0	0	0	0	0	0	0
Asian:	0	0	0	0	0	0	0
American Indian/Alaskan Native:	0	0	0	0	0	0	0
Native Hawaiian/Other Pacific Islander:	0	0	0	0	0	0	0
American Indian/Alaskan Native & White:	0	0	0	0	0	0	0
Asian White:	0	0	0	0	0	0	0
Black/African American & White:	0	0	0	0	0	0	0
American Indian/Alaskan Native & Black/African American:	0	0	0	0	0	0	0
Other multi-racial:	0	0	0	0	0	0	0
Asian/Pacific Islander:	0	0	0	0	0	0	0
Hispanic:	0	0	0	0	0	0	0

Total: 0 0 0 0 0 0 0  
 Female-headed Households: 0 0 0 0 0 0 0

Income Category:

	Owner	Renter	Total	Person
Extremely Low	0	0	0	0
Low Mod	0	0	0	0
Moderate	0	0	0	0
Non Low Moderate	0	0	0	0
Total	0	0	0	0
Percent Low/Mod	0.0%	0.0%	0.0%	0.0%

Annual Accomplishments

Accomplishment Narrative

Year # Benefiting

UGLG:

Grant Year: 2020

Project: 0068 - 2020 CD

Objective:

IDIS Activity: 48754 - 7220430 Seymour

Outcome:

Activity to prevent, prepare for, and respond to Coronavirus: No

Status: Open

Matrix Code: General Program Administration (21A)

Location:

National Objective:

Initial Funding Date: 03/17/2021

Description:

Financing:

local admin

Funded Amount: \$30,250.00

Net Drawn: \$9,075.00

Balance: \$21,175.00

Proposed Accomplishments:

: 0

Total Population in Service Area: 0

Census Tract Percent Low / Mod: 0.00

Actual Accomplishments:

Number assisted:

	Owner		Renter		Total		Person
	Total	Hispanic	Total	Hispanic	Total	Hispanic	
White:	0	0	0	0	0	0	0
Black/African American:	0	0	0	0	0	0	0
Asian:	0	0	0	0	0	0	0
American Indian/Alaskan Native:	0	0	0	0	0	0	0
Native Hawaiian/Other Pacific Islander:	0	0	0	0	0	0	0
American Indian/Alaskan Native & White:	0	0	0	0	0	0	0
Asian White:	0	0	0	0	0	0	0
Black/African American & White:	0	0	0	0	0	0	0
American Indian/Alaskan Native & Black/African American:	0	0	0	0	0	0	0
Other multi-racial:	0	0	0	0	0	0	0
Asian/Pacific Islander:	0	0	0	0	0	0	0
Hispanic:	0	0	0	0	0	0	0
Total:	0	0	0	0	0	0	0
Female-headed Households:	0		0		0		

Income Category:

	Owner	Renter	Total	Person
Extremely Low	0	0	0	0
Low Mod	0	0	0	0
Moderate	0	0	0	0
Non Low Moderate	0	0	0	0
Total	0	0	0	0
Percent Low/Mod	0.0%	0.0%	0.0%	0.0%

Annual Accomplishments

Accomplishment Narrative

Year # Benefiting

UGLG:

Grant Year: 2020

Project: 0068 - 2020 CD

Objective:

IDIS Activity: 48756 - 7220431 Silsbee

Outcome:

Activity to prevent, prepare for, and respond to Coronavirus: No

Status: Open

Matrix Code: General Program Administration (21A)

Location:

National Objective:

Initial Funding Date: 03/17/2021

Description:

Financing:

local admin

Funded Amount: \$15,000.00

Net Drawn: \$7,500.00

Balance: \$7,500.00

Proposed Accomplishments:

: 0

Total Population in Service Area: 0

Census Tract Percent Low / Mod: 0.00

Actual Accomplishments:

Number assisted:

	Owner		Renter		Total		Person
	Total	Hispanic	Total	Hispanic	Total	Hispanic	
White:	0	0	0	0	0	0	0
Black/African American:	0	0	0	0	0	0	0
Asian:	0	0	0	0	0	0	0
American Indian/Alaskan Native:	0	0	0	0	0	0	0
Native Hawaiian/Other Pacific Islander:	0	0	0	0	0	0	0
American Indian/Alaskan Native & White:	0	0	0	0	0	0	0
Asian White:	0	0	0	0	0	0	0
Black/African American & White:	0	0	0	0	0	0	0
American Indian/Alaskan Native & Black/African American:	0	0	0	0	0	0	0
Other multi-racial:	0	0	0	0	0	0	0
Asian/Pacific Islander:	0	0	0	0	0	0	0
Hispanic:	0	0	0	0	0	0	0
Total:	0	0	0	0	0	0	0
Female-headed Households:	0		0		0		

Income Category:

	Owner	Renter	Total	Person
Extremely Low	0	0	0	0
Low Mod	0	0	0	0
Moderate	0	0	0	0
Non Low Moderate	0	0	0	0
Total	0	0	0	0
Percent Low/Mod	0.0%	0.0%	0.0%	0.0%

Annual Accomplishments

Accomplishment Narrative

Year # Benefiting

UGLG:

Grant Year: 2020

Project: 0068 - 2020 CD

Objective:

IDIS Activity: 48758 - 7220439 Somerville

Outcome:

Activity to prevent, prepare for, and respond to Coronavirus: No

Status: Open

Matrix Code: General Program Administration (21A)

Location:

National Objective:

Initial Funding Date: 03/17/2021

Description:

Financing:

local admin

Funded Amount: \$30,250.00

Net Drawn: \$9,075.00

Balance: \$21,175.00

Proposed Accomplishments:

: 0

Total Population in Service Area: 0

Census Tract Percent Low / Mod: 0.00

Actual Accomplishments:

Number assisted:



	Owner		Renter		Total		Person
	Total	Hispanic	Total	Hispanic	Total	Hispanic	
White:	0	0	0	0	0	0	0
Black/African American:	0	0	0	0	0	0	0
Asian:	0	0	0	0	0	0	0
American Indian/Alaskan Native:	0	0	0	0	0	0	0
Native Hawaiian/Other Pacific Islander:	0	0	0	0	0	0	0
American Indian/Alaskan Native & White:	0	0	0	0	0	0	0
Asian White:	0	0	0	0	0	0	0
Black/African American & White:	0	0	0	0	0	0	0
American Indian/Alaskan Native & Black/African American:	0	0	0	0	0	0	0
Other multi-racial:	0	0	0	0	0	0	0
Asian/Pacific Islander:	0	0	0	0	0	0	0
Hispanic:	0	0	0	0	0	0	0
Total:	0	0	0	0	0	0	0
Female-headed Households:	0		0		0		

Income Category:

	Owner	Renter	Total	Person
Extremely Low	0	0	0	0
Low Mod	0	0	0	0
Moderate	0	0	0	0
Non Low Moderate	0	0	0	0
Total	0	0	0	0
Percent Low/Mod	0.0%	0.0%	0.0%	0.0%

Annual Accomplishments

Accomplishment Narrative

Year # Benefiting  
 UGLG: SOMERVILLE  
 Grant Year: 2020  
 Project: 0068 - 2020 CD

Objective: Create suitable living environments

IDIS Activity: 48759 - 7220439 Somerville  
 Activity to prevent, prepare for, and respond to Coronavirus: No

Outcome: Availability/accessibility

Status: Open

Matrix Code: Water/Sewer Improvements (03J)

Location:

PO Box 159 Somerville, TX 77879-0159

National Objective: LMA

Initial Funding Date: 03/17/2021  
 Financing:  
 Funded Amount: \$244,750.00  
 Net Drawn: \$14,000.00  
 Balance: \$230,750.00

Description:

Contractor shall rehabilitate the ground storage tank to remove the public health threat and reduce maintenance issues.  
 Contractor shall install interior and exterior coating, and all associated appurtenances.

Proposed Accomplishments:

People (General) : 1,392  
 Total Population in Service Area: 1,392  
 Census Tract Percent Low / Mod: 63.70

Actual Accomplishments:

Number assisted:

	Owner		Renter		Total		Person
	Total	Hispanic	Total	Hispanic	Total	Hispanic	
White:	0	0	0	0	0	0	0
Black/African American:	0	0	0	0	0	0	0
Asian:	0	0	0	0	0	0	0
American Indian/Alaskan Native:	0	0	0	0	0	0	0
Native Hawaiian/Other Pacific Islander:	0	0	0	0	0	0	0
American Indian/Alaskan Native & White:	0	0	0	0	0	0	0
Asian White:	0	0	0	0	0	0	0
Black/African American & White:	0	0	0	0	0	0	0
American Indian/Alaskan Native & Black/African American:	0	0	0	0	0	0	0
Other multi-racial:	0	0	0	0	0	0	0
Asian/Pacific Islander:	0	0	0	0	0	0	0
Hispanic:	0	0	0	0	0	0	0
Total:	0	0	0	0	0	0	0
Female-headed Households:	0		0		0		

Income Category:

Owner Renter Total Person

Extremely Low	0	0	0	0
Low Mod	0	0	0	0
Moderate	0	0	0	0
Non Low Moderate	0	0	0	0
Total	0	0	0	0
Percent Low/Mod	0.0%	0.0%	0.0%	0.0%

Annual Accomplishments Accomplishment Narrative

Year # Benefiting  
 UGLG: Thrall  
 Grant Year: 2020

Project: 0068 - 2020 CD

Objective: Create suitable living environments

IDIS Activity: 48774 - 7220460 Thrall

Outcome: Availability/accessibility

Activity to prevent, prepare for, and respond to Coronavirus: No

Status: Open

Matrix Code: Water/Sewer Improvements (03J)

Location:

PO Box 346 Thrall, TX 76578-0346

National Objective: LMA

Initial Funding Date: 03/18/2021  
 Financing:  
 Funded Amount: \$283,000.00  
 Net Drawn: \$18,500.00  
 Balance: \$264,500.00

Description:  
 Contractor shall replace deteriorated water lines to improve water pressure.  
 Contractor shall install approximately eight hundred seventy linear feet (870 l.f.) of six-inch (6") water line, gate valves, reconnections, fire hydrants,

Proposed Accomplishments:

People (General) : 171  
 Total Population in Service Area: 158  
 Census Tract Percent Low / Mod: 96.20

Actual Accomplishments:

Number assisted:

Owner		Renter		Total		Person
Total	Hispanic	Total	Hispanic	Total	Hispanic	

White:	0	0	0	0	0	0	0
Black/African American:	0	0	0	0	0	0	0
Asian:	0	0	0	0	0	0	0
American Indian/Alaskan Native:	0	0	0	0	0	0	0
Native Hawaiian/Other Pacific Islander:	0	0	0	0	0	0	0
American Indian/Alaskan Native & White:	0	0	0	0	0	0	0
Asian White:	0	0	0	0	0	0	0
Black/African American & White:	0	0	0	0	0	0	0
American Indian/Alaskan Native & Black/African American:	0	0	0	0	0	0	0
Other multi-racial:	0	0	0	0	0	0	0
Asian/Pacific Islander:	0	0	0	0	0	0	0
Hispanic:	0	0	0	0	0	0	0
Total:	0	0	0	0	0	0	0
Female-headed Households:	0		0		0		0

Income Category:

	Owner	Renter	Total	Person
Extremely Low	0	0	0	0
Low Mod	0	0	0	0
Moderate	0	0	0	0
Non Low Moderate	0	0	0	0
Total	0	0	0	0
Percent Low/Mod	0.0%	0.0%	0.0%	0.0%

Annual Accomplishments

Accomplishment Narrative

Year # Benefiting

UGLG:  
Grant Year: 2020  
Project: 0068 - 2020 CD

Objective:

IDIS Activity: 48777 - 7220461 Throckmorton  
Activity to prevent, prepare for, and respond to Coronavirus: No

Outcome:

Status: Open  
Location:

Matrix Code: General Program Administration (21A)

National Objective:

Initial Funding Date: 03/18/2021  
 Financing:  
 Funded Amount: \$30,250.00  
 Net Drawn: \$15,125.00  
 Balance: \$15,125.00

Description:  
 local admin

Proposed Accomplishments:

: 0  
 Total Population in Service Area: 0  
 Census Tract Percent Low / Mod: 0.00

Actual Accomplishments:

Number assisted:

	Owner		Renter		Total		Person
	Total	Hispanic	Total	Hispanic	Total	Hispanic	
White:	0	0	0	0	0	0	0
Black/African American:	0	0	0	0	0	0	0
Asian:	0	0	0	0	0	0	0
American Indian/Alaskan Native:	0	0	0	0	0	0	0
Native Hawaiian/Other Pacific Islander:	0	0	0	0	0	0	0
American Indian/Alaskan Native & White:	0	0	0	0	0	0	0
Asian White:	0	0	0	0	0	0	0
Black/African American & White:	0	0	0	0	0	0	0
American Indian/Alaskan Native & Black/African American:	0	0	0	0	0	0	0
Other multi-racial:	0	0	0	0	0	0	0
Asian/Pacific Islander:	0	0	0	0	0	0	0
Hispanic:	0	0	0	0	0	0	0
Total:	0	0	0	0	0	0	0
Female-headed Households:	0		0		0		

Income Category:

	Owner	Renter	Total	Person
Extremely Low	0	0	0	0
Low Mod	0	0	0	0
Moderate	0	0	0	0

Non Low Moderate	0	0	0	0
Total	0	0	0	0
Percent Low/Mod	0.0%	0.0%	0.0%	0.0%

Annual Accomplishments      Accomplishment Narrative

Year      # Benefiting

UGLG:

Grant Year:      2020

Project:      0068 - 2020 CD

Objective:

IDIS Activity:      48779 - 7220469 Trinity

Outcome:

Activity to prevent, prepare for, and respond to Coronavirus:      No

Status:      Open

Matrix Code:      General Program Administration (21A)

Location:

National Objective:

, -

Initial Funding Date:      03/18/2021

Description:

Financing:

local admin

Funded Amount:      \$30,250.00

Net Drawn:      \$15,125.00

Balance:      \$15,125.00

Proposed Accomplishments:

: 0

Total Population in Service Area: 0

Census Tract Percent Low / Mod: 0.00

Actual Accomplishments:

Number assisted:

	Owner		Renter		Total		
	Total	Hispanic	Total	Hispanic	Total	Hispanic	Person
White:	0	0	0	0	0	0	0
Black/African American:	0	0	0	0	0	0	0
Asian:	0	0	0	0	0	0	0

American Indian/Alaskan Native:	0	0	0	0	0	0	0
Native Hawaiian/Other Pacific Islander:	0	0	0	0	0	0	0
American Indian/Alaskan Native & White:	0	0	0	0	0	0	0
Asian White:	0	0	0	0	0	0	0
Black/African American & White:	0	0	0	0	0	0	0
American Indian/Alaskan Native & Black/African American:	0	0	0	0	0	0	0
Other multi-racial:	0	0	0	0	0	0	0
Asian/Pacific Islander:	0	0	0	0	0	0	0
Hispanic:	0	0	0	0	0	0	0
Total:	0	0	0	0	0	0	0
Female-headed Households:	0		0		0		

Income Category:

	Owner	Renter	Total	Person
Extremely Low	0	0	0	0
Low Mod	0	0	0	0
Moderate	0	0	0	0
Non Low Moderate	0	0	0	0
Total	0	0	0	0
Percent Low/Mod	0.0%	0.0%	0.0%	0.0%

Annual Accomplishments

Accomplishment Narrative

Year # Benefiting  
 UGLG: TYLER COUNTY  
 Grant Year: 2020  
 Project: 0068 - 2020 CD

Objective: Create suitable living environments

IDIS Activity: 48782 - 7220470 Tyler County  
 Activity to prevent, prepare for, and respond to Coronavirus: No

Outcome: Availability/accessibility

Status: Open  
 Location:  
 100 W Bluff St Rm 102 Woodville, TX 75979-5245

Matrix Code: Water/Sewer Improvements (03J)

National Objective: LMA

Initial Funding Date: 03/18/2021  
 Financing:

Description:  
 Contractor shall, in coordination with Tyler County SUD, install water lines to interconnect

Funded Amount: \$242,800.00  
 Net Drawn: \$20,715.00  
 Balance: \$222,085.00

Rockland service area with existing system water mains to provide additional water supply.

Proposed Accomplishments:

People (General) : 1,500  
 Total Population in Service Area: 1,500  
 Census Tract Percent Low / Mod: 64.60

Actual Accomplishments:

Number assisted:

	Owner		Renter		Total		Person
	Total	Hispanic	Total	Hispanic	Total	Hispanic	
White:	0	0	0	0	0	0	0
Black/African American:	0	0	0	0	0	0	0
Asian:	0	0	0	0	0	0	0
American Indian/Alaskan Native:	0	0	0	0	0	0	0
Native Hawaiian/Other Pacific Islander:	0	0	0	0	0	0	0
American Indian/Alaskan Native & White:	0	0	0	0	0	0	0
Asian White:	0	0	0	0	0	0	0
Black/African American & White:	0	0	0	0	0	0	0
American Indian/Alaskan Native & Black/African American:	0	0	0	0	0	0	0
Other multi-racial:	0	0	0	0	0	0	0
Asian/Pacific Islander:	0	0	0	0	0	0	0
Hispanic:	0	0	0	0	0	0	0
Total:	0	0	0	0	0	0	0
Female-headed Households:	0		0		0		

Income Category:

	Owner	Renter	Total	Person
Extremely Low	0	0	0	0
Low Mod	0	0	0	0
Moderate	0	0	0	0
Non Low Moderate	0	0	0	0
Total	0	0	0	0
Percent Low/Mod	0.0%	0.0%	0.0%	0.0%



Annual Accomplishments      Accomplishment Narrative

Year      # Benefiting

UGLG:

Grant Year:    2020

Project:        0068 - 2020 CD

Objective:

IDIS Activity:    48783 - 7220471 Upshur County

Outcome:

Activity to prevent, prepare for, and respond to Coronavirus:    No

Status:         Open

Matrix Code:      General Program Administration (21A)

Location:

National Objective:

Initial Funding Date:      03/18/2021

Description:

Financing:

local admin

Funded Amount:            \$20,000.00

Net Drawn:                 \$10,000.00

Balance:                    \$10,000.00

Proposed Accomplishments:

: 0

Total Population in Service Area: 0

Census Tract Percent Low / Mod: 0.00

Actual Accomplishments:

Number assisted:

	Owner		Renter		Total		
	Total	Hispanic	Total	Hispanic	Total	Hispanic	Person
White:	0	0	0	0	0	0	0
Black/African American:	0	0	0	0	0	0	0
Asian:	0	0	0	0	0	0	0
American Indian/Alaskan Native:	0	0	0	0	0	0	0
Native Hawaiian/Other Pacific Islander:	0	0	0	0	0	0	0
American Indian/Alaskan Native & White:	0	0	0	0	0	0	0
Asian White:	0	0	0	0	0	0	0

Black/African American & White:	0	0	0	0	0	0	0
American Indian/Alaskan Native & Black/African American:	0	0	0	0	0	0	0
Other multi-racial:	0	0	0	0	0	0	0
Asian/Pacific Islander:	0	0	0	0	0	0	0
Hispanic:	0	0	0	0	0	0	0
Total:	0	0	0	0	0	0	0
Female-headed Households:	0		0		0		

Income Category:

	Owner	Renter	Total	Person
Extremely Low	0	0	0	0
Low Mod	0	0	0	0
Moderate	0	0	0	0
Non Low Moderate	0	0	0	0
Total	0	0	0	0
Percent Low/Mod	0.0%	0.0%	0.0%	0.0%

Annual Accomplishments

Accomplishment Narrative

Year # Benefiting

UGLG: UPSHUR COUNTY

Grant Year: 2020

Project: 0068 - 2020 CD

Objective: Create suitable living environments

IDIS Activity: 48784 - 7220471 Upshur County

Outcome: Availability/accessibility

Activity to prevent, prepare for, and respond to Coronavirus: No

Status: Open

Matrix Code: Water/Sewer Improvements (03J)

Location:

PO Box 730 Gilmer, TX 75644-0730

National Objective: LMA

Initial Funding Date: 03/18/2021

Financing:

Funded Amount: \$330,000.00

Net Drawn: \$10,500.00

Balance: \$319,500.00

Description:

Contractor, in conjunction with Union Grove Water Supply Corporation (WSC), shall install water well to meet increased demand and improve water pressure.

Contractor shall install one (1) one-hundred-fifty gallons per minute (GPM) water well,

Proposed Accomplishments:

People (General) : 2,139

Total Population in Service Area: 2,139

Census Tract Percent Low / Mod: 60.90

Actual Accomplishments:

Number assisted:

	Owner		Renter		Total		Person
	Total	Hispanic	Total	Hispanic	Total	Hispanic	
White:	0	0	0	0	0	0	0
Black/African American:	0	0	0	0	0	0	0
Asian:	0	0	0	0	0	0	0
American Indian/Alaskan Native:	0	0	0	0	0	0	0
Native Hawaiian/Other Pacific Islander:	0	0	0	0	0	0	0
American Indian/Alaskan Native & White:	0	0	0	0	0	0	0
Asian White:	0	0	0	0	0	0	0
Black/African American & White:	0	0	0	0	0	0	0
American Indian/Alaskan Native & Black/African American:	0	0	0	0	0	0	0
Other multi-racial:	0	0	0	0	0	0	0
Asian/Pacific Islander:	0	0	0	0	0	0	0
Hispanic:	0	0	0	0	0	0	0
Total:	0	0	0	0	0	0	0
Female-headed Households:	0		0		0		

Income Category:

	Owner	Renter	Total	Person
Extremely Low	0	0	0	0
Low Mod	0	0	0	0
Moderate	0	0	0	0
Non Low Moderate	0	0	0	0
Total	0	0	0	0
Percent Low/Mod	0.0%	0.0%	0.0%	0.0%

Annual Accomplishments

Accomplishment Narrative

Year # Benefiting

UGLG:

Grant Year: 2020  
Project: 0068 - 2020 CD

Objective:

IDIS Activity: 48787 - 7220480 Van Zandt County  
Activity to prevent, prepare for, and respond to Coronavirus: No

Outcome:

Status: Open  
Location:

Matrix Code: General Program Administration (21A)

National Objective:

Initial Funding Date: 03/18/2021  
Financing:  
Funded Amount: \$30,250.00  
Net Drawn: \$9,075.00  
Balance: \$21,175.00

Description:  
local admin

Proposed Accomplishments:  
: 0

Total Population in Service Area: 0  
Census Tract Percent Low / Mod: 0.00

Actual Accomplishments:

Number assisted:

	Owner		Renter		Total		Person
	Total	Hispanic	Total	Hispanic	Total	Hispanic	
White:	0	0	0	0	0	0	0
Black/African American:	0	0	0	0	0	0	0
Asian:	0	0	0	0	0	0	0
American Indian/Alaskan Native:	0	0	0	0	0	0	0
Native Hawaiian/Other Pacific Islander:	0	0	0	0	0	0	0
American Indian/Alaskan Native & White:	0	0	0	0	0	0	0
Asian White:	0	0	0	0	0	0	0
Black/African American & White:	0	0	0	0	0	0	0
American Indian/Alaskan Native & Black/African American:	0	0	0	0	0	0	0
Other multi-racial:	0	0	0	0	0	0	0

Asian/Pacific Islander:	0	0	0	0	0	0	0
Hispanic:	0	0	0	0	0	0	0
Total:	0	0	0	0	0	0	0
Female-headed Households:	0		0		0		

Income Category:

	Owner	Renter	Total	Person
Extremely Low	0	0	0	0
Low Mod	0	0	0	0
Moderate	0	0	0	0
Non Low Moderate	0	0	0	0
Total	0	0	0	0
Percent Low/Mod	0.0%	0.0%	0.0%	0.0%

Annual Accomplishments

Accomplishment Narrative

Year # Benefiting

UGLG:

Grant Year: 2020

Project: 0068 - 2020 CD

Objective:

IDIS Activity: 48789 - 7220481 Vega

Outcome:

Activity to prevent, prepare for, and respond to Coronavirus: No

Status: Open

Matrix Code: General Program Administration (21A)

Location:

National Objective:

Initial Funding Date: 03/18/2021

Description:

Financing:

local admin

Funded Amount: \$17,750.00

Net Drawn: \$5,512.50

Balance: \$12,237.50

Proposed Accomplishments:

: 0

Total Population in Service Area: 0  
 Census Tract Percent Low / Mod: 0.00

Actual Accomplishments:

Number assisted:

	Owner		Renter		Total		Person
	Total	Hispanic	Total	Hispanic	Total	Hispanic	
White:	0	0	0	0	0	0	0
Black/African American:	0	0	0	0	0	0	0
Asian:	0	0	0	0	0	0	0
American Indian/Alaskan Native:	0	0	0	0	0	0	0
Native Hawaiian/Other Pacific Islander:	0	0	0	0	0	0	0
American Indian/Alaskan Native & White:	0	0	0	0	0	0	0
Asian White:	0	0	0	0	0	0	0
Black/African American & White:	0	0	0	0	0	0	0
American Indian/Alaskan Native & Black/African American:	0	0	0	0	0	0	0
Other multi-racial:	0	0	0	0	0	0	0
Asian/Pacific Islander:	0	0	0	0	0	0	0
Hispanic:	0	0	0	0	0	0	0
Total:	0	0	0	0	0	0	0
Female-headed Households:	0		0		0		

Income Category:

	Owner	Renter	Total	Person
Extremely Low	0	0	0	0
Low Mod	0	0	0	0
Moderate	0	0	0	0
Non Low Moderate	0	0	0	0
Total	0	0	0	0
Percent Low/Mod	0.0%	0.0%	0.0%	0.0%

Annual Accomplishments

Accomplishment Narrative

Year # Benefiting

UGLG: Vega

Grant Year: 2020

Project: 0068 - 2020 CD

Objective: Create suitable living environments

IDIS Activity: 48790 - 7220481 Vega

Outcome: Availability/accessibility

Activity to prevent, prepare for, and respond to Coronavirus: No

Status: Open

Matrix Code: Water/Sewer Improvements (03J)

Location:

PO Box 470 Vega, TX 79092-0470

National Objective: LMA

Initial Funding Date: 03/18/2021

Description:

Financing:

Contractor shall replace undersized and non-compliant water line to improve system pressure and bring the line back into regulatory compliance.

Funded Amount: \$257,250.00

Net Drawn: \$3,970.00

Contractor shall install approximately two thousand three hundred forty linear feet (2,340

Balance: \$253,280.00

Proposed Accomplishments:

People (General) : 43

Total Population in Service Area: 43

Census Tract Percent Low / Mod: 55.80

Actual Accomplishments:

Number assisted:

	Owner		Renter		Total		Person
	Total	Hispanic	Total	Hispanic	Total	Hispanic	
White:	0	0	0	0	0	0	0
Black/African American:	0	0	0	0	0	0	0
Asian:	0	0	0	0	0	0	0
American Indian/Alaskan Native:	0	0	0	0	0	0	0
Native Hawaiian/Other Pacific Islander:	0	0	0	0	0	0	0
American Indian/Alaskan Native & White:	0	0	0	0	0	0	0
Asian White:	0	0	0	0	0	0	0
Black/African American & White:	0	0	0	0	0	0	0
American Indian/Alaskan Native & Black/African American:	0	0	0	0	0	0	0
Other multi-racial:	0	0	0	0	0	0	0
Asian/Pacific Islander:	0	0	0	0	0	0	0
Hispanic:	0	0	0	0	0	0	0

Total: 0 0 0 0 0 0 0  
 Female-headed Households: 0 0 0 0 0 0

Income Category:

	Owner	Renter	Total	Person
Extremely Low	0	0	0	0
Low Mod	0	0	0	0
Moderate	0	0	0	0
Non Low Moderate	0	0	0	0
Total	0	0	0	0
Percent Low/Mod	0.0%	0.0%	0.0%	0.0%

Annual Accomplishments

Accomplishment Narrative

Year # Benefiting

UGLG:

Grant Year: 2020

Project: 0068 - 2020 CD

Objective:

IDIS Activity: 48792 - 7220490 Walker County

Outcome:

Activity to prevent, prepare for, and respond to Coronavirus: No

Status: Open

Matrix Code: General Program Administration (21A)

Location:

National Objective:

Initial Funding Date: 03/18/2021

Description:

Financing:

local admin

Funded Amount: \$38,500.00

Net Drawn: \$11,550.00

Balance: \$26,950.00

Proposed Accomplishments:

: 0

Total Population in Service Area: 0

Census Tract Percent Low / Mod: 0.00



Actual Accomplishments:

Number assisted:

	Owner		Renter		Total		Person
	Total	Hispanic	Total	Hispanic	Total	Hispanic	
White:	0	0	0	0	0	0	0
Black/African American:	0	0	0	0	0	0	0
Asian:	0	0	0	0	0	0	0
American Indian/Alaskan Native:	0	0	0	0	0	0	0
Native Hawaiian/Other Pacific Islander:	0	0	0	0	0	0	0
American Indian/Alaskan Native & White:	0	0	0	0	0	0	0
Asian White:	0	0	0	0	0	0	0
Black/African American & White:	0	0	0	0	0	0	0
American Indian/Alaskan Native & Black/African American:	0	0	0	0	0	0	0
Other multi-racial:	0	0	0	0	0	0	0
Asian/Pacific Islander:	0	0	0	0	0	0	0
Hispanic:	0	0	0	0	0	0	0
Total:	0	0	0	0	0	0	0
Female-headed Households:	0		0		0		

Income Category:

	Owner	Renter	Total	Person
Extremely Low	0	0	0	0
Low Mod	0	0	0	0
Moderate	0	0	0	0
Non Low Moderate	0	0	0	0
Total	0	0	0	0
Percent Low/Mod	0.0%	0.0%	0.0%	0.0%

Annual Accomplishments

Accomplishment Narrative

Year # Benefiting

UGLG: Walker County

Grant Year: 2020

Project: 0068 - 2020 CD

Objective: Create suitable living environments

IDIS Activity: 48793 - 7220490 Walker County

Outcome: Availability/accessibility

Activity to prevent, prepare for, and respond to Coronavirus: No

Status: Open

Matrix Code: Water/Sewer Improvements (03J)

Location:

1100 University Ave Ste 204 Huntsville, TX 77340-4641

National Objective: LMA

Initial Funding Date: 03/18/2021  
Financing:  
Funded Amount: \$311,500.00  
Net Drawn: \$11,750.00  
Balance: \$299,750.00

Description:  
Contractor shall replace undersized water lines to improve water flow and pressure.  
Contractor shall install approximately fourteen thousand two hundred linear feet (14,200 l.f.) of six-inch (6") water line, four (4) fire hydrants, service connections,

Proposed Accomplishments:

People (General) : 236  
Total Population in Service Area: 236  
Census Tract Percent Low / Mod: 54.20

Actual Accomplishments:

Number assisted:

	Owner		Renter		Total		Person
	Total	Hispanic	Total	Hispanic	Total	Hispanic	
White:	0	0	0	0	0	0	0
Black/African American:	0	0	0	0	0	0	0
Asian:	0	0	0	0	0	0	0
American Indian/Alaskan Native:	0	0	0	0	0	0	0
Native Hawaiian/Other Pacific Islander:	0	0	0	0	0	0	0
American Indian/Alaskan Native & White:	0	0	0	0	0	0	0
Asian White:	0	0	0	0	0	0	0
Black/African American & White:	0	0	0	0	0	0	0
American Indian/Alaskan Native & Black/African American:	0	0	0	0	0	0	0
Other multi-racial:	0	0	0	0	0	0	0
Asian/Pacific Islander:	0	0	0	0	0	0	0
Hispanic:	0	0	0	0	0	0	0
Total:	0	0	0	0	0	0	0
Female-headed Households:	0		0		0		

Income Category:

	Owner	Renter	Total	Person
Extremely Low	0	0	0	0
Low Mod	0	0	0	0
Moderate	0	0	0	0
Non Low Moderate	0	0	0	0
Total	0	0	0	0
Percent Low/Mod	0.0%	0.0%	0.0%	0.0%

Annual Accomplishments

Accomplishment Narrative

Year # Benefiting

UGLG:

Grant Year: 2020

Project: 0068 - 2020 CD

Objective:

IDIS Activity: 48797 - 7220491 Warren City

Outcome:

Activity to prevent, prepare for, and respond to Coronavirus: No

Status: Open

Matrix Code: General Program Administration (21A)

Location:

National Objective:

Initial Funding Date: 03/18/2021

Financing:

Description:

Funded Amount: \$23,250.00

local admin

Net Drawn: \$11,624.00

Balance: \$11,626.00

Proposed Accomplishments:

: 0

Total Population in Service Area: 0

Census Tract Percent Low / Mod: 0.00

Actual Accomplishments:

Number assisted:

	Owner		Renter		Total		Person
	Total	Hispanic	Total	Hispanic	Total	Hispanic	
White:	0	0	0	0	0	0	0
Black/African American:	0	0	0	0	0	0	0
Asian:	0	0	0	0	0	0	0
American Indian/Alaskan Native:	0	0	0	0	0	0	0
Native Hawaiian/Other Pacific Islander:	0	0	0	0	0	0	0
American Indian/Alaskan Native & White:	0	0	0	0	0	0	0
Asian White:	0	0	0	0	0	0	0
Black/African American & White:	0	0	0	0	0	0	0
American Indian/Alaskan Native & Black/African American:	0	0	0	0	0	0	0
Other multi-racial:	0	0	0	0	0	0	0
Asian/Pacific Islander:	0	0	0	0	0	0	0
Hispanic:	0	0	0	0	0	0	0
Total:	0	0	0	0	0	0	0
Female-headed Households:	0		0		0		

Income Category:

	Owner	Renter	Total	Person
Extremely Low	0	0	0	0
Low Mod	0	0	0	0
Moderate	0	0	0	0
Non Low Moderate	0	0	0	0
Total	0	0	0	0
Percent Low/Mod	0.0%	0.0%	0.0%	0.0%

Annual Accomplishments

Accomplishment Narrative

Year # Benefiting  
 UGLG: WARREN CITY  
 Grant Year: 2020  
 Project: 0068 - 2020 CD

Objective: Create suitable living environments

IDIS Activity: 48799 - 7220491 Warren City  
 Activity to prevent, prepare for, and respond to Coronavirus: No

Outcome: Availability/accessibility

Status: Open

Matrix Code: Water/Sewer Improvements (03J)

Location:

3004 George Richey Rd Gladewater, TX 75647-9517

National Objective: LMA

Initial Funding Date: 03/18/2021  
 Financing:  
 Funded Amount: \$251,750.00  
 Net Drawn: \$16,000.00  
 Balance: \$235,750.00

Description:

Contractor shall install new ground storage tank to increase water storage capacity and address potential TCEQ compliance issues.

Contractor shall install one (1) fifty-thousand-gallon (50,000 gal.) ground storage tank,

Proposed Accomplishments:

People (General) : 237

Total Population in Service Area: 237

Census Tract Percent Low / Mod: 64.50

Actual Accomplishments:

Number assisted:

	Owner		Renter		Total		Person
	Total	Hispanic	Total	Hispanic	Total	Hispanic	
White:	0	0	0	0	0	0	0
Black/African American:	0	0	0	0	0	0	0
Asian:	0	0	0	0	0	0	0
American Indian/Alaskan Native:	0	0	0	0	0	0	0
Native Hawaiian/Other Pacific Islander:	0	0	0	0	0	0	0
American Indian/Alaskan Native & White:	0	0	0	0	0	0	0
Asian White:	0	0	0	0	0	0	0
Black/African American & White:	0	0	0	0	0	0	0
American Indian/Alaskan Native & Black/African American:	0	0	0	0	0	0	0
Other multi-racial:	0	0	0	0	0	0	0
Asian/Pacific Islander:	0	0	0	0	0	0	0
Hispanic:	0	0	0	0	0	0	0
Total:	0	0	0	0	0	0	0
Female-headed Households:	0		0		0		

Income Category:

Owner	Renter	Total	Person
-------	--------	-------	--------

Extremely Low	0	0	0	0
Low Mod	0	0	0	0
Moderate	0	0	0	0
Non Low Moderate	0	0	0	0
Total	0	0	0	0
Percent Low/Mod	0.0%	0.0%	0.0%	0.0%

Annual Accomplishments      Accomplishment Narrative

Year      # Benefiting

UGLG:  
Grant Year:    2020  
Project:        0068 - 2020 CD      Objective:  
  
IDIS Activity:    48801 - 7220499 Wharton      Outcome:  
Activity to prevent, prepare for, and respond to Coronavirus:    No  
  
Status:        Open      Matrix Code:        General Program Administration (21A)  
Location:  
, -      National Objective:

Initial Funding Date:    03/18/2021  
Financing:  
Funded Amount:        \$38,500.00  
Net Drawn:              \$19,250.00  
Balance:                \$19,250.00

Description:  
local admin

Proposed Accomplishments:  
: 0  
Total Population in Service Area: 0  
Census Tract Percent Low / Mod: 0.00

Actual Accomplishments:

Number assisted:

Owner		Renter		Total		Person
Total	Hispanic	Total	Hispanic	Total	Hispanic	

White:	0	0	0	0	0	0	0
Black/African American:	0	0	0	0	0	0	0
Asian:	0	0	0	0	0	0	0
American Indian/Alaskan Native:	0	0	0	0	0	0	0
Native Hawaiian/Other Pacific Islander:	0	0	0	0	0	0	0
American Indian/Alaskan Native & White:	0	0	0	0	0	0	0
Asian White:	0	0	0	0	0	0	0
Black/African American & White:	0	0	0	0	0	0	0
American Indian/Alaskan Native & Black/African American:	0	0	0	0	0	0	0
Other multi-racial:	0	0	0	0	0	0	0
Asian/Pacific Islander:	0	0	0	0	0	0	0
Hispanic:	0	0	0	0	0	0	0
Total:	0	0	0	0	0	0	0
Female-headed Households:	0		0		0		

Income Category:

	Owner	Renter	Total	Person
Extremely Low	0	0	0	0
Low Mod	0	0	0	0
Moderate	0	0	0	0
Non Low Moderate	0	0	0	0
Total	0	0	0	0
Percent Low/Mod	0.0%	0.0%	0.0%	0.0%

Annual Accomplishments

Accomplishment Narrative

Year # Benefiting  
 UGLG: WHARTON  
 Grant Year: 2020

Project: 0068 - 2020 CD

Objective: Create suitable living environments

IDIS Activity: 48802 - 7220499 Wharton

Outcome: Availability/accessibility

Activity to prevent, prepare for, and respond to Coronavirus: No

Status: Open

Matrix Code: Water/Sewer Improvements (03J)

Location:  
 120 E Caney St Wharton, TX 77488-5006

National Objective: LMA

Initial Funding Date: 03/18/2021  
 Financing:  
 Funded Amount: \$311,500.00  
 Net Drawn: \$19,390.00  
 Balance: \$292,110.00

Description:  
 Contractor shall replace sewer lines and manholes to eliminate inflow and infiltration and protect public health.  
 Contractor shall install approximately one thousand three hundred fifty linear feet (1,350

Proposed Accomplishments:

People (General) : 8,475  
 Total Population in Service Area: 8,475  
 Census Tract Percent Low / Mod: 53.30

Actual Accomplishments:

Number assisted:

	Owner		Renter		Total		Person
	Total	Hispanic	Total	Hispanic	Total	Hispanic	
White:	0	0	0	0	0	0	0
Black/African American:	0	0	0	0	0	0	0
Asian:	0	0	0	0	0	0	0
American Indian/Alaskan Native:	0	0	0	0	0	0	0
Native Hawaiian/Other Pacific Islander:	0	0	0	0	0	0	0
American Indian/Alaskan Native & White:	0	0	0	0	0	0	0
Asian White:	0	0	0	0	0	0	0
Black/African American & White:	0	0	0	0	0	0	0
American Indian/Alaskan Native & Black/African American:	0	0	0	0	0	0	0
Other multi-racial:	0	0	0	0	0	0	0
Asian/Pacific Islander:	0	0	0	0	0	0	0
Hispanic:	0	0	0	0	0	0	0
Total:	0	0	0	0	0	0	0
Female-headed Households:	0		0		0		

Income Category:

	Owner	Renter	Total	Person
Extremely Low	0	0	0	0
Low Mod	0	0	0	0
Moderate	0	0	0	0



Non Low Moderate	0	0	0	0
Total	0	0	0	0
Percent Low/Mod	0.0%	0.0%	0.0%	0.0%

Annual Accomplishments      Accomplishment Narrative

Year      # Benefiting

UGLG:

Grant Year:    2020

Project:        0068 - 2020 CD

Objective:

IDIS Activity:    48803 - 7220500 Wharton County

Outcome:

Activity to prevent, prepare for, and respond to Coronavirus:    No

Status:         Open

Matrix Code:      General Program Administration (21A)

Location:

National Objective:

, -

Initial Funding Date:      03/18/2021

Description:

Financing:

local admin

Funded Amount:            \$38,500.00

Net Drawn:                 \$19,250.00

Balance:                    \$19,250.00

Proposed Accomplishments:

: 0

Total Population in Service Area: 0

Census Tract Percent Low / Mod: 0.00

Actual Accomplishments:

Number assisted:

	Owner		Renter		Total		
	Total	Hispanic	Total	Hispanic	Total	Hispanic	Person
White:	0	0	0	0	0	0	0
Black/African American:	0	0	0	0	0	0	0
Asian:	0	0	0	0	0	0	0

American Indian/Alaskan Native:	0	0	0	0	0	0	0
Native Hawaiian/Other Pacific Islander:	0	0	0	0	0	0	0
American Indian/Alaskan Native & White:	0	0	0	0	0	0	0
Asian White:	0	0	0	0	0	0	0
Black/African American & White:	0	0	0	0	0	0	0
American Indian/Alaskan Native & Black/African American:	0	0	0	0	0	0	0
Other multi-racial:	0	0	0	0	0	0	0
Asian/Pacific Islander:	0	0	0	0	0	0	0
Hispanic:	0	0	0	0	0	0	0
Total:	0	0	0	0	0	0	0
Female-headed Households:	0		0		0		

Income Category:

	Owner	Renter	Total	Person
Extremely Low	0	0	0	0
Low Mod	0	0	0	0
Moderate	0	0	0	0
Non Low Moderate	0	0	0	0
Total	0	0	0	0
Percent Low/Mod	0.0%	0.0%	0.0%	0.0%

Annual Accomplishments

Accomplishment Narrative

Year # Benefiting

UGLG: WHARTON COUNTY

Grant Year: 2020

Project: 0068 - 2020 CD

Objective: Create suitable living environments

IDIS Activity: 48804 - 7220500 Wharton County

Outcome: Availability/accessibility

Activity to prevent, prepare for, and respond to Coronavirus: No

Status: Open

Matrix Code: Water/Sewer Improvements (03J)

Location:

100 S Fulton St Ste 100 Wharton, TX 77488-5001

National Objective: LMA

Initial Funding Date: 03/18/2021

Description:

Financing: Contractor shall replace sewer lines and manholes to eliminate inflow and infiltration and

Funded Amount: \$311,500.00  
 Net Drawn: \$23,600.00  
 Balance: \$287,900.00

protect public health.  
 Contractor shall install approximately five hundred linear feet (500 l.f.) of six-inch

Proposed Accomplishments:

People (General) : 109  
 Total Population in Service Area: 23  
 Census Tract Percent Low / Mod: 73.90

Actual Accomplishments:

Number assisted:

	Owner		Renter		Total		Person
	Total	Hispanic	Total	Hispanic	Total	Hispanic	
White:	0	0	0	0	0	0	0
Black/African American:	0	0	0	0	0	0	0
Asian:	0	0	0	0	0	0	0
American Indian/Alaskan Native:	0	0	0	0	0	0	0
Native Hawaiian/Other Pacific Islander:	0	0	0	0	0	0	0
American Indian/Alaskan Native & White:	0	0	0	0	0	0	0
Asian White:	0	0	0	0	0	0	0
Black/African American & White:	0	0	0	0	0	0	0
American Indian/Alaskan Native & Black/African American:	0	0	0	0	0	0	0
Other multi-racial:	0	0	0	0	0	0	0
Asian/Pacific Islander:	0	0	0	0	0	0	0
Hispanic:	0	0	0	0	0	0	0
Total:	0	0	0	0	0	0	0
Female-headed Households:	0		0		0		

Income Category:

	Owner	Renter	Total	Person
Extremely Low	0	0	0	0
Low Mod	0	0	0	0
Moderate	0	0	0	0
Non Low Moderate	0	0	0	0
Total	0	0	0	0
Percent Low/Mod	0.0%	0.0%	0.0%	0.0%

Annual Accomplishments Accomplishment Narrative

Year # Benefiting

UGLG:

Grant Year: 2020

Project: 0068 - 2020 CD

Objective:

IDIS Activity: 48824 - 7220511 Winfield

Outcome:

Activity to prevent, prepare for, and respond to Coronavirus: No

Status: Open

Matrix Code: General Program Administration (21A)

Location:

National Objective:

Initial Funding Date: 03/19/2021

Description:

Financing:

local admin

Funded Amount: \$18,250.00

Net Drawn: \$6,387.50

Balance: \$11,862.50

Proposed Accomplishments:

: 0

Total Population in Service Area: 0

Census Tract Percent Low / Mod: 0.00

Actual Accomplishments:

Number assisted:

	Owner		Renter		Total		
	Total	Hispanic	Total	Hispanic	Total	Hispanic	Person
White:	0	0	0	0	0	0	0
Black/African American:	0	0	0	0	0	0	0
Asian:	0	0	0	0	0	0	0
American Indian/Alaskan Native:	0	0	0	0	0	0	0
Native Hawaiian/Other Pacific Islander:	0	0	0	0	0	0	0
American Indian/Alaskan Native & White:	0	0	0	0	0	0	0
Asian White:	0	0	0	0	0	0	0

Black/African American & White:	0	0	0	0	0	0	0
American Indian/Alaskan Native & Black/African American:	0	0	0	0	0	0	0
Other multi-racial:	0	0	0	0	0	0	0
Asian/Pacific Islander:	0	0	0	0	0	0	0
Hispanic:	0	0	0	0	0	0	0
Total:	0	0	0	0	0	0	0
Female-headed Households:	0		0		0		

Income Category:

	Owner	Renter	Total	Person
Extremely Low	0	0	0	0
Low Mod	0	0	0	0
Moderate	0	0	0	0
Non Low Moderate	0	0	0	0
Total	0	0	0	0
Percent Low/Mod	0.0%	0.0%	0.0%	0.0%

Annual Accomplishments

Accomplishment Narrative

Year # Benefiting

UGLG: WINFIELD

Grant Year: 2020

Project: 0068 - 2020 CD

Objective: Create suitable living environments

IDIS Activity: 48825 - 7220511 Winfield

Outcome: Availability/accessibility

Activity to prevent, prepare for, and respond to Coronavirus: No

Status: Open

Matrix Code: Water/Sewer Improvements (03J)

Location:

PO Box 98 Winfield, TX 75493-0098

National Objective: LMA

Initial Funding Date: 03/19/2021

Financing:

Funded Amount: \$256,750.00

Net Drawn: \$14,250.00

Balance: \$242,500.00

Description:

Contractor shall rehabilitate water pump station to meet TCEQ and local code, as well as improve service.

Contractor shall install two (2) high service pumps, pump station housing, electrical

Proposed Accomplishments:

People (General) : 468

Total Population in Service Area: 468

Census Tract Percent Low / Mod: 88.20

Actual Accomplishments:

Number assisted:

	Owner		Renter		Total		Person
	Total	Hispanic	Total	Hispanic	Total	Hispanic	
White:	0	0	0	0	0	0	0
Black/African American:	0	0	0	0	0	0	0
Asian:	0	0	0	0	0	0	0
American Indian/Alaskan Native:	0	0	0	0	0	0	0
Native Hawaiian/Other Pacific Islander:	0	0	0	0	0	0	0
American Indian/Alaskan Native & White:	0	0	0	0	0	0	0
Asian White:	0	0	0	0	0	0	0
Black/African American & White:	0	0	0	0	0	0	0
American Indian/Alaskan Native & Black/African American:	0	0	0	0	0	0	0
Other multi-racial:	0	0	0	0	0	0	0
Asian/Pacific Islander:	0	0	0	0	0	0	0
Hispanic:	0	0	0	0	0	0	0
Total:	0	0	0	0	0	0	0
Female-headed Households:	0		0		0		

Income Category:

	Owner	Renter	Total	Person
Extremely Low	0	0	0	0
Low Mod	0	0	0	0
Moderate	0	0	0	0
Non Low Moderate	0	0	0	0
Total	0	0	0	0
Percent Low/Mod	0.0%	0.0%	0.0%	0.0%

Annual Accomplishments

Accomplishment Narrative

Year # Benefiting

UGLG:

Grant Year: 2020  
Project: 0068 - 2020 CD

Objective:

IDIS Activity: 48826 - 7220519 Winters  
Activity to prevent, prepare for, and respond to Coronavirus: No

Outcome:

Status: Open  
Location:

Matrix Code: General Program Administration (21A)

National Objective:

Initial Funding Date: 03/19/2021  
Financing:  
Funded Amount: \$30,000.00  
Net Drawn: \$15,000.00  
Balance: \$15,000.00

Description:  
local admin

Proposed Accomplishments:  
: 0

Total Population in Service Area: 0  
Census Tract Percent Low / Mod: 0.00

Actual Accomplishments:

Number assisted:

	Owner		Renter		Total		Person
	Total	Hispanic	Total	Hispanic	Total	Hispanic	
White:	0	0	0	0	0	0	0
Black/African American:	0	0	0	0	0	0	0
Asian:	0	0	0	0	0	0	0
American Indian/Alaskan Native:	0	0	0	0	0	0	0
Native Hawaiian/Other Pacific Islander:	0	0	0	0	0	0	0
American Indian/Alaskan Native & White:	0	0	0	0	0	0	0
Asian White:	0	0	0	0	0	0	0
Black/African American & White:	0	0	0	0	0	0	0
American Indian/Alaskan Native & Black/African American:	0	0	0	0	0	0	0
Other multi-racial:	0	0	0	0	0	0	0

Asian/Pacific Islander:	0	0	0	0	0	0	0
Hispanic:	0	0	0	0	0	0	0
Total:	0	0	0	0	0	0	0
Female-headed Households:	0		0		0		

Income Category:

	Owner	Renter	Total	Person
Extremely Low	0	0	0	0
Low Mod	0	0	0	0
Moderate	0	0	0	0
Non Low Moderate	0	0	0	0
Total	0	0	0	0
Percent Low/Mod	0.0%	0.0%	0.0%	0.0%

Annual Accomplishments

Accomplishment Narrative

Year # Benefiting  
 UGLG: Winters  
 Grant Year: 2020  
 Project: 0068 - 2020 CD

Objective: Create suitable living environments

IDIS Activity: 48827 - 7220519 Winters  
 Activity to prevent, prepare for, and respond to Coronavirus: No

Outcome: Availability/accessibility

Status: Open  
 Location:

Matrix Code: Water/Sewer Improvements (03J)

310 S Main St Winters, TX 79567-5615

National Objective: LMA

Initial Funding Date: 03/19/2021  
 Financing:  
 Funded Amount: \$245,000.00  
 Net Drawn: \$17,750.00  
 Balance: \$227,250.00

Description:  
 Contractor shall replace sewer lines and manholes to improve capacity and eliminate infiltration.  
 Contractor shall install approximately one thousand seven hundred twenty linear feet

Proposed Accomplishments:  
 People (General) : 1,020



Total Population in Service Area: 1,020  
 Census Tract Percent Low / Mod: 54.90

Actual Accomplishments:

Number assisted:

	Owner		Renter		Total		Person
	Total	Hispanic	Total	Hispanic	Total	Hispanic	
White:	0	0	0	0	0	0	0
Black/African American:	0	0	0	0	0	0	0
Asian:	0	0	0	0	0	0	0
American Indian/Alaskan Native:	0	0	0	0	0	0	0
Native Hawaiian/Other Pacific Islander:	0	0	0	0	0	0	0
American Indian/Alaskan Native & White:	0	0	0	0	0	0	0
Asian White:	0	0	0	0	0	0	0
Black/African American & White:	0	0	0	0	0	0	0
American Indian/Alaskan Native & Black/African American:	0	0	0	0	0	0	0
Other multi-racial:	0	0	0	0	0	0	0
Asian/Pacific Islander:	0	0	0	0	0	0	0
Hispanic:	0	0	0	0	0	0	0
Total:	0	0	0	0	0	0	0
Female-headed Households:	0		0		0		

Income Category:

	Owner	Renter	Total	Person
Extremely Low	0	0	0	0
Low Mod	0	0	0	0
Moderate	0	0	0	0
Non Low Moderate	0	0	0	0
Total	0	0	0	0
Percent Low/Mod	0.0%	0.0%	0.0%	0.0%

Annual Accomplishments

Accomplishment Narrative

Year # Benefiting

UGLG:  
 Grant Year: 2020

Project: 0068 - 2020 CD

Objective:

IDIS Activity: 48828 - 7220520 Wood County

Outcome:

Activity to prevent, prepare for, and respond to Coronavirus: No

Status: Open

Matrix Code: General Program Administration (21A)

Location:

National Objective:

Initial Funding Date: 03/19/2021

Description:

Financing:

local admin

Funded Amount: \$30,250.00

Net Drawn: \$15,125.00

Balance: \$15,125.00

Proposed Accomplishments:

: 0

Total Population in Service Area: 0

Census Tract Percent Low / Mod: 0.00

Actual Accomplishments:

Number assisted:

	Owner		Renter		Total		Person
	Total	Hispanic	Total	Hispanic	Total	Hispanic	
White:	0	0	0	0	0	0	0
Black/African American:	0	0	0	0	0	0	0
Asian:	0	0	0	0	0	0	0
American Indian/Alaskan Native:	0	0	0	0	0	0	0
Native Hawaiian/Other Pacific Islander:	0	0	0	0	0	0	0
American Indian/Alaskan Native & White:	0	0	0	0	0	0	0
Asian White:	0	0	0	0	0	0	0
Black/African American & White:	0	0	0	0	0	0	0
American Indian/Alaskan Native & Black/African American:	0	0	0	0	0	0	0
Other multi-racial:	0	0	0	0	0	0	0
Asian/Pacific Islander:	0	0	0	0	0	0	0
Hispanic:	0	0	0	0	0	0	0

Total: 0 0 0 0 0 0 0  
 Female-headed Households: 0 0 0 0 0 0 0

Income Category:

	Owner	Renter	Total	Person
Extremely Low	0	0	0	0
Low Mod	0	0	0	0
Moderate	0	0	0	0
Non Low Moderate	0	0	0	0
Total	0	0	0	0
Percent Low/Mod	0.0%	0.0%	0.0%	0.0%

Annual Accomplishments

Accomplishment Narrative

Year # Benefiting

UGLG:

Grant Year: 2020

Project: 0068 - 2020 CD

Objective:

IDIS Activity: 48830 - 7220521 Wortham

Outcome:

Activity to prevent, prepare for, and respond to Coronavirus: No

Status: Open

Matrix Code: General Program Administration (21A)

Location:

National Objective:

Initial Funding Date: 03/19/2021

Description:

Financing:

local admin

Funded Amount: \$26,000.00

Net Drawn: \$13,000.00

Balance: \$13,000.00

Proposed Accomplishments:

: 0

Total Population in Service Area: 0

Census Tract Percent Low / Mod: 0.00

Actual Accomplishments:

Number assisted:

	Owner		Renter		Total		Person
	Total	Hispanic	Total	Hispanic	Total	Hispanic	
White:	0	0	0	0	0	0	0
Black/African American:	0	0	0	0	0	0	0
Asian:	0	0	0	0	0	0	0
American Indian/Alaskan Native:	0	0	0	0	0	0	0
Native Hawaiian/Other Pacific Islander:	0	0	0	0	0	0	0
American Indian/Alaskan Native & White:	0	0	0	0	0	0	0
Asian White:	0	0	0	0	0	0	0
Black/African American & White:	0	0	0	0	0	0	0
American Indian/Alaskan Native & Black/African American:	0	0	0	0	0	0	0
Other multi-racial:	0	0	0	0	0	0	0
Asian/Pacific Islander:	0	0	0	0	0	0	0
Hispanic:	0	0	0	0	0	0	0
Total:	0	0	0	0	0	0	0
Female-headed Households:	0		0		0		

Income Category:

	Owner	Renter	Total	Person
Extremely Low	0	0	0	0
Low Mod	0	0	0	0
Moderate	0	0	0	0
Non Low Moderate	0	0	0	0
Total	0	0	0	0
Percent Low/Mod	0.0%	0.0%	0.0%	0.0%

Annual Accomplishments

Accomplishment Narrative

Year # Benefiting

UGLG: WORTHAM

Grant Year: 2020

Project: 0068 - 2020 CD

Objective: Create suitable living environments

IDIS Activity: 48831 - 7220521 Wortham

Outcome: Availability/accessibility

Activity to prevent, prepare for, and respond to Coronavirus: No

Status: Open

Matrix Code: Water/Sewer Improvements (03J)

Location:

PO Box 186 Wortham, TX 76693-0186

National Objective: LMA

Initial Funding Date: 03/19/2021  
Financing:  
Funded Amount: \$274,000.00  
Net Drawn: \$18,480.00  
Balance: \$255,520.00

Description:  
Southeast Area Lift Station - Contractor shall rehabilitate the lift station on County Road 955 (West Brazos Avenue) located about one-quarter mile past South Avenue D in Wortham, Texas.

Proposed Accomplishments:

People (General) : 214  
Total Population in Service Area: 150  
Census Tract Percent Low / Mod: 87.30

Actual Accomplishments:

Number assisted:

	Owner		Renter		Total		Person
	Total	Hispanic	Total	Hispanic	Total	Hispanic	
White:	0	0	0	0	0	0	0
Black/African American:	0	0	0	0	0	0	0
Asian:	0	0	0	0	0	0	0
American Indian/Alaskan Native:	0	0	0	0	0	0	0
Native Hawaiian/Other Pacific Islander:	0	0	0	0	0	0	0
American Indian/Alaskan Native & White:	0	0	0	0	0	0	0
Asian White:	0	0	0	0	0	0	0
Black/African American & White:	0	0	0	0	0	0	0
American Indian/Alaskan Native & Black/African American:	0	0	0	0	0	0	0
Other multi-racial:	0	0	0	0	0	0	0
Asian/Pacific Islander:	0	0	0	0	0	0	0
Hispanic:	0	0	0	0	0	0	0
Total:	0	0	0	0	0	0	0
Female-headed Households:	0		0		0		

Income Category:

	Owner	Renter	Total	Person
Extremely Low	0	0	0	0
Low Mod	0	0	0	0
Moderate	0	0	0	0
Non Low Moderate	0	0	0	0
Total	0	0	0	0
Percent Low/Mod	0.0%	0.0%	0.0%	0.0%

Annual Accomplishments

Accomplishment Narrative

Year # Benefiting

UGLG:

Grant Year: 2020

Project: 0068 - 2020 CD

Objective:

IDIS Activity: 48833 - 7220530 Zavalla

Outcome:

Activity to prevent, prepare for, and respond to Coronavirus: No

Status: Open

Matrix Code: General Program Administration (21A)

Location:

National Objective:

Initial Funding Date: 03/19/2021

Description:

Financing:

local admin

Funded Amount: \$30,000.00

Net Drawn: \$10,500.00

Balance: \$19,500.00

Proposed Accomplishments:

: 0

Total Population in Service Area: 0

Census Tract Percent Low / Mod: 0.00

Actual Accomplishments:

Number assisted:

	Owner		Renter		Total		Person
	Total	Hispanic	Total	Hispanic	Total	Hispanic	
White:	0	0	0	0	0	0	0
Black/African American:	0	0	0	0	0	0	0
Asian:	0	0	0	0	0	0	0
American Indian/Alaskan Native:	0	0	0	0	0	0	0
Native Hawaiian/Other Pacific Islander:	0	0	0	0	0	0	0
American Indian/Alaskan Native & White:	0	0	0	0	0	0	0
Asian White:	0	0	0	0	0	0	0
Black/African American & White:	0	0	0	0	0	0	0
American Indian/Alaskan Native & Black/African American:	0	0	0	0	0	0	0
Other multi-racial:	0	0	0	0	0	0	0
Asian/Pacific Islander:	0	0	0	0	0	0	0
Hispanic:	0	0	0	0	0	0	0
Total:	0	0	0	0	0	0	0
Female-headed Households:	0		0		0		

Income Category:

	Owner	Renter	Total	Person
Extremely Low	0	0	0	0
Low Mod	0	0	0	0
Moderate	0	0	0	0
Non Low Moderate	0	0	0	0
Total	0	0	0	0
Percent Low/Mod	0.0%	0.0%	0.0%	0.0%

Annual Accomplishments

Accomplishment Narrative

Year: # Benefiting  
 UGLG: City of Blue Ridge  
 Grant Year: 2020  
 Project: 0069 - 2020 MSDRP Objective: Create suitable living environments  
 IDIS Activity: 48982 - 7220122 Blue Ridge Outcome: Availability/accessibility  
 Activity to prevent, prepare for, and respond to Coronavirus: No  
 Status: Canceled 04/29/2021 Matrix Code: Water/Sewer Improvements (03J)

Location:

200 S Main St Blue Ridge, TX 75424-4463

National Objective: LMA

Initial Funding Date: 04/08/2021  
 Financing:  
 Funded Amount: \$0.00  
 Net Drawn: \$0.00  
 Balance: \$0.00

Description:

The "minimum necessary" activities are to consist of approximately one thousand five hundred thirty linear feet (1,530 l.f.) of concrete sidewalk, one thousand one hundred thirty linear feet (1,130 l.f.) of curb and gutter, twelve (12) ADA compliant ramps, fifty

Proposed Accomplishments:

People (General) : 1,140  
 Total Population in Service Area: 1,140  
 Census Tract Percent Low / Mod: 62.70

Actual Accomplishments:

Number assisted:

	Owner		Renter		Total		Person
	Total	Hispanic	Total	Hispanic	Total	Hispanic	
White:	0	0	0	0	0	0	0
Black/African American:	0	0	0	0	0	0	0
Asian:	0	0	0	0	0	0	0
American Indian/Alaskan Native:	0	0	0	0	0	0	0
Native Hawaiian/Other Pacific Islander:	0	0	0	0	0	0	0
American Indian/Alaskan Native & White:	0	0	0	0	0	0	0
Asian White:	0	0	0	0	0	0	0
Black/African American & White:	0	0	0	0	0	0	0
American Indian/Alaskan Native & Black/African American:	0	0	0	0	0	0	0
Other multi-racial:	0	0	0	0	0	0	0
Asian/Pacific Islander:	0	0	0	0	0	0	0
Hispanic:	0	0	0	0	0	0	0
Total:	0	0	0	0	0	0	0
Female-headed Households:	0		0		0		

Income Category:

Owner	Renter	Total	Person
-------	--------	-------	--------



Extremely Low	0	0	0	0
Low Mod	0	0	0	0
Moderate	0	0	0	0
Non Low Moderate	0	0	0	0
Total	0	0	0	0
Percent Low/Mod	0.0%	0.0%	0.0%	0.0%

Annual Accomplishments      Accomplishment Narrative

Year      # Benefiting

UGLG:  
Grant Year:    2020  
Project:        0069 - 2020 MSDRP      Objective:  
  
IDIS Activity:    48983 - 7220132 Bremond      Outcome:  
Activity to prevent, prepare for, and respond to Coronavirus:    No  
  
Status:        Open      Matrix Code:      General Program Administration (21A)  
Location:  
, -      National Objective:

Initial Funding Date:      04/09/2021  
Financing:  
Funded Amount:            \$50,000.00  
Net Drawn:                 \$15,000.00  
Balance:                     \$35,000.00

Description:  
local admin

Proposed Accomplishments:  
: 0  
Total Population in Service Area: 0  
Census Tract Percent Low / Mod: 0.00

Actual Accomplishments:

Number assisted:

Owner		Renter		Total		Person
Total	Hispanic	Total	Hispanic	Total	Hispanic	

White:	0	0	0	0	0	0	0
Black/African American:	0	0	0	0	0	0	0
Asian:	0	0	0	0	0	0	0
American Indian/Alaskan Native:	0	0	0	0	0	0	0
Native Hawaiian/Other Pacific Islander:	0	0	0	0	0	0	0
American Indian/Alaskan Native & White:	0	0	0	0	0	0	0
Asian White:	0	0	0	0	0	0	0
Black/African American & White:	0	0	0	0	0	0	0
American Indian/Alaskan Native & Black/African American:	0	0	0	0	0	0	0
Other multi-racial:	0	0	0	0	0	0	0
Asian/Pacific Islander:	0	0	0	0	0	0	0
Hispanic:	0	0	0	0	0	0	0
Total:	0	0	0	0	0	0	0
Female-headed Households:	0		0		0		

Income Category:

	Owner	Renter	Total	Person
Extremely Low	0	0	0	0
Low Mod	0	0	0	0
Moderate	0	0	0	0
Non Low Moderate	0	0	0	0
Total	0	0	0	0
Percent Low/Mod	0.0%	0.0%	0.0%	0.0%

Annual Accomplishments

Accomplishment Narrative

Year # Benefiting  
 UGLG: BREMOND  
 Grant Year: 2020

Project: 0069 - 2020 MSDRP

Objective: Create suitable living environments

IDIS Activity: 48984 - 7220132 Bremond

Outcome: Availability/accessibility

Activity to prevent, prepare for, and respond to Coronavirus: No

Status: Open

Matrix Code: Sidewalks (03L)

Location:

PO Box E Bremond, TX 76629-0020

National Objective: LMA

Initial Funding Date: 04/09/2021  
 Financing:  
 Funded Amount: \$450,000.00  
 Net Drawn: \$37,500.00  
 Balance: \$412,500.00

Description:  
 Contractor shall install sidewalks in the Downtown District to improve pedestrian safety and eliminate existing conditions of slums or blight.  
 Contractor shall install approximately one thousand seven hundred linear feet (1,700 l.f.)

Proposed Accomplishments:  
 People (General) : 905  
 Total Population in Service Area: 905  
 Census Tract Percent Low / Mod: 53.00

Actual Accomplishments:

Number assisted:

	Owner		Renter		Total		Person
	Total	Hispanic	Total	Hispanic	Total	Hispanic	
White:	0	0	0	0	0	0	0
Black/African American:	0	0	0	0	0	0	0
Asian:	0	0	0	0	0	0	0
American Indian/Alaskan Native:	0	0	0	0	0	0	0
Native Hawaiian/Other Pacific Islander:	0	0	0	0	0	0	0
American Indian/Alaskan Native & White:	0	0	0	0	0	0	0
Asian White:	0	0	0	0	0	0	0
Black/African American & White:	0	0	0	0	0	0	0
American Indian/Alaskan Native & Black/African American:	0	0	0	0	0	0	0
Other multi-racial:	0	0	0	0	0	0	0
Asian/Pacific Islander:	0	0	0	0	0	0	0
Hispanic:	0	0	0	0	0	0	0
Total:	0	0	0	0	0	0	0
Female-headed Households:	0		0		0		

Income Category:

	Owner	Renter	Total	Person
Extremely Low	0	0	0	0
Low Mod	0	0	0	0
Moderate	0	0	0	0

Non Low Moderate	0	0	0	0
Total	0	0	0	0
Percent Low/Mod	0.0%	0.0%	0.0%	0.0%

Annual Accomplishments      Accomplishment Narrative

Year      # Benefiting

UGLG:

Grant Year:    2020

Project:        0069 - 2020 MSDRP

Objective:

IDIS Activity:    48985 - 7220142 Cleveland

Outcome:

Activity to prevent, prepare for, and respond to Coronavirus:    No

Status:        Open

Matrix Code:      General Program Administration (21A)

Location:

National Objective:

, -

Initial Funding Date:      04/09/2021

Description:

Financing:

local admin

Funded Amount:            \$49,500.00

Net Drawn:                 \$24,750.00

Balance:                    \$24,750.00

Proposed Accomplishments:

: 0

Total Population in Service Area: 0

Census Tract Percent Low / Mod: 0.00

Actual Accomplishments:

Number assisted:

	Owner		Renter		Total		
	Total	Hispanic	Total	Hispanic	Total	Hispanic	Person
White:	0	0	0	0	0	0	0
Black/African American:	0	0	0	0	0	0	0
Asian:	0	0	0	0	0	0	0

American Indian/Alaskan Native:	0	0	0	0	0	0	0
Native Hawaiian/Other Pacific Islander:	0	0	0	0	0	0	0
American Indian/Alaskan Native & White:	0	0	0	0	0	0	0
Asian White:	0	0	0	0	0	0	0
Black/African American & White:	0	0	0	0	0	0	0
American Indian/Alaskan Native & Black/African American:	0	0	0	0	0	0	0
Other multi-racial:	0	0	0	0	0	0	0
Asian/Pacific Islander:	0	0	0	0	0	0	0
Hispanic:	0	0	0	0	0	0	0
Total:	0	0	0	0	0	0	0
Female-headed Households:	0		0		0		

Income Category:

	Owner	Renter	Total	Person
Extremely Low	0	0	0	0
Low Mod	0	0	0	0
Moderate	0	0	0	0
Non Low Moderate	0	0	0	0
Total	0	0	0	0
Percent Low/Mod	0.0%	0.0%	0.0%	0.0%

Annual Accomplishments

Accomplishment Narrative

Year # Benefiting

UGLG:

Grant Year: 2020

Project: 0069 - 2020 MSDRP

Objective:

IDIS Activity: 48987 - 7220152 Grand Saline

Outcome:

Activity to prevent, prepare for, and respond to Coronavirus: No

Status: Open

Matrix Code: General Program Administration (21A)

Location:

National Objective:

Initial Funding Date: 04/09/2021

Description:

Financing:

local admin

Funded Amount: \$50,000.00  
 Net Drawn: \$15,000.00  
 Balance: \$35,000.00

Proposed Accomplishments:

: 0  
 Total Population in Service Area: 0  
 Census Tract Percent Low / Mod: 0.00

Actual Accomplishments:

Number assisted:

	Owner		Renter		Total		Person
	Total	Hispanic	Total	Hispanic	Total	Hispanic	
White:	0	0	0	0	0	0	0
Black/African American:	0	0	0	0	0	0	0
Asian:	0	0	0	0	0	0	0
American Indian/Alaskan Native:	0	0	0	0	0	0	0
Native Hawaiian/Other Pacific Islander:	0	0	0	0	0	0	0
American Indian/Alaskan Native & White:	0	0	0	0	0	0	0
Asian White:	0	0	0	0	0	0	0
Black/African American & White:	0	0	0	0	0	0	0
American Indian/Alaskan Native & Black/African American:	0	0	0	0	0	0	0
Other multi-racial:	0	0	0	0	0	0	0
Asian/Pacific Islander:	0	0	0	0	0	0	0
Hispanic:	0	0	0	0	0	0	0
Total:	0	0	0	0	0	0	0
Female-headed Households:	0		0		0		

Income Category:

	Owner	Renter	Total	Person
Extremely Low	0	0	0	0
Low Mod	0	0	0	0
Moderate	0	0	0	0
Non Low Moderate	0	0	0	0
Total	0	0	0	0
Percent Low/Mod	0.0%	0.0%	0.0%	0.0%

Annual Accomplishments      Accomplishment Narrative

Year      # Benefiting  
 UGLG:      GRAND SALINE  
 Grant Year:      2020

Project:      0069 - 2020 MSDRP

Objective:      Create suitable living environments

IDIS Activity:      48988 - 7220152 Grand Saline

Outcome:      Availability/accessibility

Activity to prevent, prepare for, and respond to Coronavirus:      No

Status:      Open

Matrix Code:      Sidewalks (03L)

Location:

132 E Frank St      Grand Saline, TX 75140-1824

National Objective:      LMA

Initial Funding Date:      04/09/2021  
 Financing:  
 Funded Amount:      \$367,572.00  
 Net Drawn:      \$36,572.75  
 Balance:      \$330,999.25

Description:  
 The "minimum necessary" activities are to consist of approximately four hundred eighty five linear feet (485 l.f.) of concrete sidewalk, ten (10) ADA compliant curb ramps, six (6) ADA wheelchair ramps, handrails, crosswalk stripping, and all associated appurtenances.

Proposed Accomplishments:

People (General) : 2,880  
 Total Population in Service Area: 2,880  
 Census Tract Percent Low / Mod: 60.50

Actual Accomplishments:

Number assisted:

	Owner		Renter		Total		Person
	Total	Hispanic	Total	Hispanic	Total	Hispanic	
White:	0	0	0	0	0	0	0
Black/African American:	0	0	0	0	0	0	0
Asian:	0	0	0	0	0	0	0
American Indian/Alaskan Native:	0	0	0	0	0	0	0
Native Hawaiian/Other Pacific Islander:	0	0	0	0	0	0	0
American Indian/Alaskan Native & White:	0	0	0	0	0	0	0
Asian White:	0	0	0	0	0	0	0

Black/African American & White:	0	0	0	0	0	0	0
American Indian/Alaskan Native & Black/African American:	0	0	0	0	0	0	0
Other multi-racial:	0	0	0	0	0	0	0
Asian/Pacific Islander:	0	0	0	0	0	0	0
Hispanic:	0	0	0	0	0	0	0
Total:	0	0	0	0	0	0	0
Female-headed Households:	0		0		0		

Income Category:

	Owner	Renter	Total	Person
Extremely Low	0	0	0	0
Low Mod	0	0	0	0
Moderate	0	0	0	0
Non Low Moderate	0	0	0	0
Total	0	0	0	0
Percent Low/Mod	0.0%	0.0%	0.0%	0.0%

Annual Accomplishments

Accomplishment Narrative

Year # Benefiting

UGLG:

Grant Year: 2020

Project: 0069 - 2020 MSDRP

Objective:

IDIS Activity: 49009 - 7220192 Linden

Outcome:

Activity to prevent, prepare for, and respond to Coronavirus: No

Status: Open

Matrix Code: General Program Administration (21A)

Location:

National Objective:

Initial Funding Date: 04/12/2021

Description:

Financing:

local admin

Funded Amount: \$50,000.00

Net Drawn: \$15,000.00

Balance: \$35,000.00



Proposed Accomplishments:

: 0

Total Population in Service Area: 0

Census Tract Percent Low / Mod: 0.00

Actual Accomplishments:

Number assisted:

	Owner		Renter		Total		Person
	Total	Hispanic	Total	Hispanic	Total	Hispanic	
White:	0	0	0	0	0	0	0
Black/African American:	0	0	0	0	0	0	0
Asian:	0	0	0	0	0	0	0
American Indian/Alaskan Native:	0	0	0	0	0	0	0
Native Hawaiian/Other Pacific Islander:	0	0	0	0	0	0	0
American Indian/Alaskan Native & White:	0	0	0	0	0	0	0
Asian White:	0	0	0	0	0	0	0
Black/African American & White:	0	0	0	0	0	0	0
American Indian/Alaskan Native & Black/African American:	0	0	0	0	0	0	0
Other multi-racial:	0	0	0	0	0	0	0
Asian/Pacific Islander:	0	0	0	0	0	0	0
Hispanic:	0	0	0	0	0	0	0
Total:	0	0	0	0	0	0	0
Female-headed Households:	0		0		0		

Income Category:

	Owner	Renter	Total	Person
Extremely Low	0	0	0	0
Low Mod	0	0	0	0
Moderate	0	0	0	0
Non Low Moderate	0	0	0	0
Total	0	0	0	0
Percent Low/Mod	0.0%	0.0%	0.0%	0.0%

Annual Accomplishments

Accomplishment Narrative

Year # Benefiting

UGLG: LINDEN

Grant Year: 2020

Project: 0069 - 2020 MSDRP

Objective: Create suitable living environments

IDIS Activity: 49010 - 7220192 Linden

Outcome: Availability/accessibility

Activity to prevent, prepare for, and respond to Coronavirus: No

Status: Open

Matrix Code: Sidewalks (03L)

Location:

PO Box 419 Linden, TX 75563-0419

National Objective: LMA

Initial Funding Date: 04/12/2021

Description:

Financing:

The "minimum necessary" activities are to consist of approximately one thousand eighty-five linear feet (1,085 l.f.) of concrete sidewalk, curb and gutter, six (6) ADA compliant curb ramps, five (5) crosswalks, four (4) pedestrian traffic islands, stripping, pavement

Funded Amount: \$331,013.00

Net Drawn: \$32,000.00

Balance: \$299,013.00

Proposed Accomplishments:

People (General) : 2,095

Total Population in Service Area: 2,095

Census Tract Percent Low / Mod: 56.30

Actual Accomplishments:

Number assisted:

	Owner		Renter		Total		Person
	Total	Hispanic	Total	Hispanic	Total	Hispanic	
White:	0	0	0	0	0	0	0
Black/African American:	0	0	0	0	0	0	0
Asian:	0	0	0	0	0	0	0
American Indian/Alaskan Native:	0	0	0	0	0	0	0
Native Hawaiian/Other Pacific Islander:	0	0	0	0	0	0	0
American Indian/Alaskan Native & White:	0	0	0	0	0	0	0
Asian White:	0	0	0	0	0	0	0
Black/African American & White:	0	0	0	0	0	0	0
American Indian/Alaskan Native & Black/African American:	0	0	0	0	0	0	0
Other multi-racial:	0	0	0	0	0	0	0

Asian/Pacific Islander:	0	0	0	0	0	0	0
Hispanic:	0	0	0	0	0	0	0
Total:	0	0	0	0	0	0	0
Female-headed Households:	0		0		0		

Income Category:

	Owner	Renter	Total	Person
Extremely Low	0	0	0	0
Low Mod	0	0	0	0
Moderate	0	0	0	0
Non Low Moderate	0	0	0	0
Total	0	0	0	0
Percent Low/Mod	0.0%	0.0%	0.0%	0.0%

Annual Accomplishments      Accomplishment Narrative

Year      # Benefiting

UGLG:

Grant Year:    2020

Project:      0069 - 2020 MSDRP

IDIS Activity:    49015 - 7220212 Pilot Point

Activity to prevent, prepare for, and respond to Coronavirus:    No

Status:      Open

Location:

, -

Objective:

Outcome:

Matrix Code:      General Program Administration (21A)

National Objective:

Initial Funding Date:      04/12/2021

Financing:

Funded Amount:      \$50,000.00

Net Drawn:      \$15,000.00

Balance:      \$35,000.00

Description:

local admin

Proposed Accomplishments:

: 0

Total Population in Service Area: 0  
 Census Tract Percent Low / Mod: 0.00

Actual Accomplishments:

Number assisted:

	Owner		Renter		Total		Person
	Total	Hispanic	Total	Hispanic	Total	Hispanic	
White:	0	0	0	0	0	0	0
Black/African American:	0	0	0	0	0	0	0
Asian:	0	0	0	0	0	0	0
American Indian/Alaskan Native:	0	0	0	0	0	0	0
Native Hawaiian/Other Pacific Islander:	0	0	0	0	0	0	0
American Indian/Alaskan Native & White:	0	0	0	0	0	0	0
Asian White:	0	0	0	0	0	0	0
Black/African American & White:	0	0	0	0	0	0	0
American Indian/Alaskan Native & Black/African American:	0	0	0	0	0	0	0
Other multi-racial:	0	0	0	0	0	0	0
Asian/Pacific Islander:	0	0	0	0	0	0	0
Hispanic:	0	0	0	0	0	0	0
Total:	0	0	0	0	0	0	0
Female-headed Households:	0		0		0		

Income Category:

	Owner	Renter	Total	Person
Extremely Low	0	0	0	0
Low Mod	0	0	0	0
Moderate	0	0	0	0
Non Low Moderate	0	0	0	0
Total	0	0	0	0
Percent Low/Mod	0.0%	0.0%	0.0%	0.0%

Annual Accomplishments

Accomplishment Narrative

Year # Benefiting

UGLG:

Grant Year: 2020

Project: 0069 - 2020 MSDRP

Objective:

IDIS Activity: 49021 - 7220242 Trinity

Outcome:

Activity to prevent, prepare for, and respond to Coronavirus: No

Status: Open

Matrix Code: General Program Administration (21A)

Location:

National Objective:

Initial Funding Date: 04/12/2021

Description:

Financing:

local admin

Funded Amount: \$50,000.00

Net Drawn: \$15,000.00

Balance: \$35,000.00

Proposed Accomplishments:

: 0

Total Population in Service Area: 0

Census Tract Percent Low / Mod: 0.00

Actual Accomplishments:

Number assisted:

	Owner		Renter		Total		Person
	Total	Hispanic	Total	Hispanic	Total	Hispanic	
White:	0	0	0	0	0	0	0
Black/African American:	0	0	0	0	0	0	0
Asian:	0	0	0	0	0	0	0
American Indian/Alaskan Native:	0	0	0	0	0	0	0
Native Hawaiian/Other Pacific Islander:	0	0	0	0	0	0	0
American Indian/Alaskan Native & White:	0	0	0	0	0	0	0
Asian White:	0	0	0	0	0	0	0
Black/African American & White:	0	0	0	0	0	0	0
American Indian/Alaskan Native & Black/African American:	0	0	0	0	0	0	0
Other multi-racial:	0	0	0	0	0	0	0
Asian/Pacific Islander:	0	0	0	0	0	0	0
Hispanic:	0	0	0	0	0	0	0

Total: 0 0 0 0 0 0 0  
 Female-headed Households: 0 0 0 0 0 0 0

Income Category:

	Owner	Renter	Total	Person
Extremely Low	0	0	0	0
Low Mod	0	0	0	0
Moderate	0	0	0	0
Non Low Moderate	0	0	0	0
Total	0	0	0	0
Percent Low/Mod	0.0%	0.0%	0.0%	0.0%

Annual Accomplishments

Accomplishment Narrative

Year # Benefiting

UGLG:

Grant Year: 2020

Project: 0069 - 2020 MSDRP

Objective:

IDIS Activity: 49027 - 7220262 Wills Point

Outcome:

Activity to prevent, prepare for, and respond to Coronavirus: No

Status: Open

Matrix Code: General Program Administration (21A)

Location:

National Objective:

Initial Funding Date: 04/12/2021

Description:

Financing:

local admin

Funded Amount: \$49,500.00

Net Drawn: \$12,375.00

Balance: \$37,125.00

Proposed Accomplishments:

: 0

Total Population in Service Area: 0

Census Tract Percent Low / Mod: 0.00

Actual Accomplishments:

Number assisted:

	Owner		Renter		Total		Person
	Total	Hispanic	Total	Hispanic	Total	Hispanic	
White:	0	0	0	0	0	0	0
Black/African American:	0	0	0	0	0	0	0
Asian:	0	0	0	0	0	0	0
American Indian/Alaskan Native:	0	0	0	0	0	0	0
Native Hawaiian/Other Pacific Islander:	0	0	0	0	0	0	0
American Indian/Alaskan Native & White:	0	0	0	0	0	0	0
Asian White:	0	0	0	0	0	0	0
Black/African American & White:	0	0	0	0	0	0	0
American Indian/Alaskan Native & Black/African American:	0	0	0	0	0	0	0
Other multi-racial:	0	0	0	0	0	0	0
Asian/Pacific Islander:	0	0	0	0	0	0	0
Hispanic:	0	0	0	0	0	0	0
Total:	0	0	0	0	0	0	0
Female-headed Households:	0		0		0		

Income Category:

	Owner	Renter	Total	Person
Extremely Low	0	0	0	0
Low Mod	0	0	0	0
Moderate	0	0	0	0
Non Low Moderate	0	0	0	0
Total	0	0	0	0
Percent Low/Mod	0.0%	0.0%	0.0%	0.0%

Annual Accomplishments

Accomplishment Narrative

Year # Benefiting

UGLG:

Grant Year: 2020

Project: 0061 - CV-CDBG-CV Mortgage Assistance for Rural and Small Metro Areas Objective:

IDIS Activity: 49802 - 70100001001 City of Coleman - Admin Outcome:

Activity to prevent, prepare for, and respond to Coronavirus: Yes

Status: Open

Matrix Code: General Program Administration (21A)

Location:

National Objective:

Initial Funding Date: 07/09/2021

Description:

Financing:

Local admin.

Funded Amount: \$65,000.00

Net Drawn: \$26,000.00

Balance: \$39,000.00

Proposed Accomplishments:

: 0

Total Population in Service Area: 0

Census Tract Percent Low / Mod: 0.00

Actual Accomplishments:

Number assisted:

	Owner		Renter		Total		Person
	Total	Hispanic	Total	Hispanic	Total	Hispanic	
White:	0	0	0	0	0	0	0
Black/African American:	0	0	0	0	0	0	0
Asian:	0	0	0	0	0	0	0
American Indian/Alaskan Native:	0	0	0	0	0	0	0
Native Hawaiian/Other Pacific Islander:	0	0	0	0	0	0	0
American Indian/Alaskan Native & White:	0	0	0	0	0	0	0
Asian White:	0	0	0	0	0	0	0
Black/African American & White:	0	0	0	0	0	0	0
American Indian/Alaskan Native & Black/African American:	0	0	0	0	0	0	0
Other multi-racial:	0	0	0	0	0	0	0
Asian/Pacific Islander:	0	0	0	0	0	0	0
Hispanic:	0	0	0	0	0	0	0
Total:	0	0	0	0	0	0	0
Female-headed Households:	0		0		0		



Income Category:

	Owner	Renter	Total	Person
Extremely Low	0	0	0	0
Low Mod	0	0	0	0
Moderate	0	0	0	0
Non Low Moderate	0	0	0	0
Total	0	0	0	0
Percent Low/Mod	0.0%	0.0%	0.0%	0.0%

Annual Accomplishments

Accomplishment Narrative

Year # Benefiting

UGLG:

Grant Year: 2020

Project: 0061 - CV-CDBG-CV Mortgage Assistance for Rural and Small Metro Areas Objective: Provide decent affordable housing

IDIS Activity: 49803 - 70100001001 City of Coleman - Project Outcome: Affordability

Activity to prevent, prepare for, and respond to Coronavirus: Yes

Status: Open Matrix Code: Subsistence Payment (05Q)

Location: , - National Objective: LMC

Initial Funding Date: 07/09/2021  
 Financing:  
 Funded Amount: \$435,000.00  
 Net Drawn: \$2,437.26  
 Balance: \$432,562.74

Description:  
 CARES funding by the state of Texas to prevent, prepare for and respond to COVID-19:  
 Funding to non-entitlement units of general local government; made available regionally.

Proposed Accomplishments:

People (General) : 113  
 Total Population in Service Area: 0  
 Census Tract Percent Low / Mod: 0.00

Actual Accomplishments:

Number assisted:

	Owner		Renter		Total		Person
	Total	Hispanic	Total	Hispanic	Total	Hispanic	
White:	0	0	0	0	0	0	1
Black/African American:	0	0	0	0	0	0	0
Asian:	0	0	0	0	0	0	0
American Indian/Alaskan Native:	0	0	0	0	0	0	0
Native Hawaiian/Other Pacific Islander:	0	0	0	0	0	0	0
American Indian/Alaskan Native & White:	0	0	0	0	0	0	0
Asian White:	0	0	0	0	0	0	0
Black/African American & White:	0	0	0	0	0	0	0
American Indian/Alaskan Native & Black/African American:	0	0	0	0	0	0	0
Other multi-racial:	0	0	0	0	0	0	0
Asian/Pacific Islander:	0	0	0	0	0	0	0
Hispanic:	0	0	0	0	0	0	0
Total:	0	0	0	0	0	0	1
Female-headed Households:	0		0		0		

Income Category:

	Owner	Renter	Total	Person
Extremely Low	0	0	0	1
Low Mod	0	0	0	0
Moderate	0	0	0	0
Non Low Moderate	0	0	0	0
Total	0	0	0	1
Percent Low/Mod	0.0%	0.0%	0.0%	100%

Annual Accomplishments

Accomplishment Narrative

Year # Benefiting  
 2020 0 Project is ongoing.

UGLG:  
 Grant Year: 2020

Project: 0061 - CV-CDBG-CV Mortgage Assistance for Rural and Small Metro Areas Objective:

IDIS Activity: 49817 - 70100001003 City of Palacios - Admin Outcome:

Activity to prevent, prepare for, and respond to Coronavirus: Yes

Status: Open Matrix Code: General Program Administration (21A)

Location:

National Objective:

Initial Funding Date: 07/12/2021  
 Financing:  
 Funded Amount: \$30,000.00  
 Net Drawn: \$1,708.78  
 Balance: \$28,291.22

Description:  
 Local admin.

Proposed Accomplishments:

: 0  
 Total Population in Service Area: 0  
 Census Tract Percent Low / Mod: 0.00

Actual Accomplishments:

Number assisted:

	Owner		Renter		Total		Person
	Total	Hispanic	Total	Hispanic	Total	Hispanic	
White:	0	0	0	0	0	0	0
Black/African American:	0	0	0	0	0	0	0
Asian:	0	0	0	0	0	0	0
American Indian/Alaskan Native:	0	0	0	0	0	0	0
Native Hawaiian/Other Pacific Islander:	0	0	0	0	0	0	0
American Indian/Alaskan Native & White:	0	0	0	0	0	0	0
Asian White:	0	0	0	0	0	0	0
Black/African American & White:	0	0	0	0	0	0	0
American Indian/Alaskan Native & Black/African American:	0	0	0	0	0	0	0
Other multi-racial:	0	0	0	0	0	0	0
Asian/Pacific Islander:	0	0	0	0	0	0	0
Hispanic:	0	0	0	0	0	0	0
Total:	0	0	0	0	0	0	0
Female-headed Households:	0		0		0		

Income Category:

Owner Renter Total Person

Extremely Low	0	0	0	0
Low Mod	0	0	0	0
Moderate	0	0	0	0
Non Low Moderate	0	0	0	0
Total	0	0	0	0
Percent Low/Mod	0.0%	0.0%	0.0%	0.0%

Annual Accomplishments Accomplishment Narrative

Year # Benefiting

UGLG:

Grant Year: 2020

Project: 0061 - CV-CDBG-CV Mortgage Assistance for Rural and Small Metro Areas Objective: Provide decent affordable housing

IDIS Activity: 49818 - 70100001003 City of Palacios - Project Outcome: Affordability

Activity to prevent, prepare for, and respond to Coronavirus: Yes

Status: Open Matrix Code: Subsistence Payment (05Q)

Location: , - National Objective: LMC

Initial Funding Date: 07/12/2021  
 Financing:  
 Funded Amount: \$270,000.00  
 Net Drawn: \$17,087.76  
 Balance: \$252,912.24

Description:  
 CARES funding by the state of Texas to prevent, prepare for and respond to COVID-19:  
 Funding to non-entitlement units of general local government; made available regionally.

Proposed Accomplishments:  
 People (General) : 92  
 Total Population in Service Area: 0  
 Census Tract Percent Low / Mod: 0.00

Actual Accomplishments:

Number assisted:

Owner		Renter		Total		Person
Total	Hispanic	Total	Hispanic	Total	Hispanic	

White:	0	0	0	0	0	0	4
Black/African American:	0	0	0	0	0	0	2
Asian:	0	0	0	0	0	0	0
American Indian/Alaskan Native:	0	0	0	0	0	0	0
Native Hawaiian/Other Pacific Islander:	0	0	0	0	0	0	0
American Indian/Alaskan Native & White:	0	0	0	0	0	0	0
Asian White:	0	0	0	0	0	0	0
Black/African American & White:	0	0	0	0	0	0	0
American Indian/Alaskan Native & Black/African American:	0	0	0	0	0	0	0
Other multi-racial:	0	0	0	0	0	0	0
Asian/Pacific Islander:	0	0	0	0	0	0	0
Hispanic:	0	0	0	0	0	0	0
Total:	0	0	0	0	0	0	6
Female-headed Households:	0		0		0		

Income Category:

	Owner	Renter	Total	Person
Extremely Low	0	0	0	4
Low Mod	0	0	0	2
Moderate	0	0	0	0
Non Low Moderate	0	0	0	0
Total	0	0	0	6
Percent Low/Mod	0.0%	0.0%	0.0%	100%

Annual Accomplishments

Accomplishment Narrative

Year # Benefiting  
2020

0 Project is ongoing.

UGLG:

Grant Year: 2020

Project: 0061 - CV-CDBG-CV Mortgage Assistance for Rural and Small Metro Areas Objective:

IDIS Activity: 49819 - 70100001004 City of San Perlita - Admin Outcome:

Activity to prevent, prepare for, and respond to Coronavirus: Yes

Status: Open

Matrix Code: General Program Administration (21A)

Location:

, -

National Objective:

Initial Funding Date: 07/12/2021  
 Financing:  
 Funded Amount: \$37,679.00  
 Net Drawn: \$9,984.67  
 Balance: \$27,694.33

Description:  
 Local admin.

Proposed Accomplishments:

: 0

Total Population in Service Area: 0

Census Tract Percent Low / Mod: 0.00

Actual Accomplishments:

Number assisted:

	Owner		Renter		Total		Person
	Total	Hispanic	Total	Hispanic	Total	Hispanic	
White:	0	0	0	0	0	0	0
Black/African American:	0	0	0	0	0	0	0
Asian:	0	0	0	0	0	0	0
American Indian/Alaskan Native:	0	0	0	0	0	0	0
Native Hawaiian/Other Pacific Islander:	0	0	0	0	0	0	0
American Indian/Alaskan Native & White:	0	0	0	0	0	0	0
Asian White:	0	0	0	0	0	0	0
Black/African American & White:	0	0	0	0	0	0	0
American Indian/Alaskan Native & Black/African American:	0	0	0	0	0	0	0
Other multi-racial:	0	0	0	0	0	0	0
Asian/Pacific Islander:	0	0	0	0	0	0	0
Hispanic:	0	0	0	0	0	0	0
Total:	0	0	0	0	0	0	0
Female-headed Households:	0		0		0		

Income Category:

	Owner	Renter	Total	Person
Extremely Low	0	0	0	0
Low Mod	0	0	0	0

Moderate	0	0	0	0
Non Low Moderate	0	0	0	0
Total	0	0	0	0
Percent Low/Mod	0.0%	0.0%	0.0%	0.0%

Annual Accomplishments Accomplishment Narrative

Year # Benefiting

UGLG:  
 Grant Year: 2020  
 Project: 0061 - CV-CDBG-CV Mortgage Assistance for Rural and Small Metro Areas Objective:  
 IDIS Activity: 49824 - 70100001006 Town of Laguna Vista - Admin Outcome:  
 Activity to prevent, prepare for, and respond to Coronavirus: Yes  
 Status: Open Matrix Code: General Program Administration (21A)  
 Location: National Objective:

Initial Funding Date: 07/12/2021 Description:  
 Financing: Local admin.  
 Funded Amount: \$37,679.00  
 Net Drawn: \$2,940.67  
 Balance: \$34,738.33

Proposed Accomplishments:  
 : 0  
 Total Population in Service Area: 0  
 Census Tract Percent Low / Mod: 0.00

Actual Accomplishments:

Number assisted:

	Owner		Renter		Total		Person
	Total	Hispanic	Total	Hispanic	Total	Hispanic	
White:	0	0	0	0	0	0	0
Black/African American:	0	0	0	0	0	0	0

Asian:	0	0	0	0	0	0	0
American Indian/Alaskan Native:	0	0	0	0	0	0	0
Native Hawaiian/Other Pacific Islander:	0	0	0	0	0	0	0
American Indian/Alaskan Native & White:	0	0	0	0	0	0	0
Asian White:	0	0	0	0	0	0	0
Black/African American & White:	0	0	0	0	0	0	0
American Indian/Alaskan Native & Black/African American:	0	0	0	0	0	0	0
Other multi-racial:	0	0	0	0	0	0	0
Asian/Pacific Islander:	0	0	0	0	0	0	0
Hispanic:	0	0	0	0	0	0	0
Total:	0	0	0	0	0	0	0
Female-headed Households:	0		0		0		

Income Category:

	Owner	Renter	Total	Person
Extremely Low	0	0	0	0
Low Mod	0	0	0	0
Moderate	0	0	0	0
Non Low Moderate	0	0	0	0
Total	0	0	0	0
Percent Low/Mod	0.0%	0.0%	0.0%	0.0%

Annual Accomplishments

Accomplishment Narrative

Year # Benefiting

UGLG:  
Grant Year: 2020  
Project: 0063 - CV-CDBG-CV Mortgage Assistance for Balance of State Coverage Objective:  
IDIS Activity: 49830 - 70300001002 BakerRipley - Admin Outcome:  
Activity to prevent, prepare for, and respond to Coronavirus: Yes  
Status: Open Matrix Code: General Program Administration (21A)  
Location: National Objective:

Initial Funding Date: 07/12/2021

Description:



Financing:  
 Funded Amount: \$65,000.00  
 Net Drawn: \$9,193.20  
 Balance: \$55,806.80

Local admin.

Proposed Accomplishments:

: 0  
 Total Population in Service Area: 0  
 Census Tract Percent Low / Mod: 0.00

Actual Accomplishments:

Number assisted:

	Owner		Renter		Total		Person
	Total	Hispanic	Total	Hispanic	Total	Hispanic	
White:	0	0	0	0	0	0	0
Black/African American:	0	0	0	0	0	0	0
Asian:	0	0	0	0	0	0	0
American Indian/Alaskan Native:	0	0	0	0	0	0	0
Native Hawaiian/Other Pacific Islander:	0	0	0	0	0	0	0
American Indian/Alaskan Native & White:	0	0	0	0	0	0	0
Asian White:	0	0	0	0	0	0	0
Black/African American & White:	0	0	0	0	0	0	0
American Indian/Alaskan Native & Black/African American:	0	0	0	0	0	0	0
Other multi-racial:	0	0	0	0	0	0	0
Asian/Pacific Islander:	0	0	0	0	0	0	0
Hispanic:	0	0	0	0	0	0	0
Total:	0	0	0	0	0	0	0
Female-headed Households:	0		0		0		

Income Category:

	Owner	Renter	Total	Person
Extremely Low	0	0	0	0
Low Mod	0	0	0	0
Moderate	0	0	0	0
Non Low Moderate	0	0	0	0
Total	0	0	0	0

Percent Low/Mod 0.0% 0.0% 0.0% 0.0%

Annual Accomplishments Accomplishment Narrative

Year # Benefiting

UGLG:

Grant Year: 2020

Project: 0063 - CV-CDBG-CV Mortgage Assistance for Balance of State Coverage Objective:

IDIS Activity: 49832 - 70300001003 Bastrop County Long Term Recovery Team - Outcome:

Activity to prevent, prepare for, and respond to Coronavirus: Yes

Status: Open Matrix Code: General Program Administration (21A)

Location: National Objective:

Initial Funding Date: 07/12/2021 Description:  
 Financing: Local admin.  
 Funded Amount: \$65,000.00  
 Net Drawn: \$26,000.00  
 Balance: \$39,000.00

Proposed Accomplishments:  
 : 0  
 Total Population in Service Area: 0  
 Census Tract Percent Low / Mod: 0.00

Actual Accomplishments:

Number assisted:

	Owner		Renter		Total		Person
	Total	Hispanic	Total	Hispanic	Total	Hispanic	
White:	0	0	0	0	0	0	0
Black/African American:	0	0	0	0	0	0	0
Asian:	0	0	0	0	0	0	0
American Indian/Alaskan Native:	0	0	0	0	0	0	0
Native Hawaiian/Other Pacific Islander:	0	0	0	0	0	0	0

American Indian/Alaskan Native & White:	0	0	0	0	0	0	0
Asian White:	0	0	0	0	0	0	0
Black/African American & White:	0	0	0	0	0	0	0
American Indian/Alaskan Native & Black/African American:	0	0	0	0	0	0	0
Other multi-racial:	0	0	0	0	0	0	0
Asian/Pacific Islander:	0	0	0	0	0	0	0
Hispanic:	0	0	0	0	0	0	0
Total:	0	0	0	0	0	0	0
Female-headed Households:	0		0		0		

Income Category:

	Owner	Renter	Total	Person
Extremely Low	0	0	0	0
Low Mod	0	0	0	0
Moderate	0	0	0	0
Non Low Moderate	0	0	0	0
Total	0	0	0	0
Percent Low/Mod	0.0%	0.0%	0.0%	0.0%

Annual Accomplishments

Accomplishment Narrative

Year	# Benefiting		
UGLG:			
Grant Year:	2020		
Project:	0063 - CV-CDBG-CV Mortgage Assistance for Balance of State Coverage	Objective:	Provide decent affordable housing
IDIS Activity:	49834 - 70300001003 Bastrop County Long Term Recovery Team -	Outcome:	Affordability
Activity to prevent, prepare for, and respond to Coronavirus:	Yes		
Status:	Open	Matrix Code:	Subsistence Payment (05Q)
Location:		National Objective:	LMC

Initial Funding Date:	07/12/2021
Financing:	
Funded Amount:	\$435,000.00
Net Drawn:	\$208,557.32

Description:  
 CARES funding by the state of Texas to prevent, prepare for and respond to COVID-19: The funds within each region not allocated for non-entitlement awardees will be used to fund mortgage assistance to one or more of the following: 1) entitlement communities

Balance: \$226,442.68

Proposed Accomplishments:

People (General) : 223  
 Total Population in Service Area: 0  
 Census Tract Percent Low / Mod: 0.00

Actual Accomplishments:

Number assisted:

	Owner		Renter		Total		Person
	Total	Hispanic	Total	Hispanic	Total	Hispanic	
White:	0	0	0	0	0	0	44
Black/African American:	0	0	0	0	0	0	12
Asian:	0	0	0	0	0	0	0
American Indian/Alaskan Native:	0	0	0	0	0	0	1
Native Hawaiian/Other Pacific Islander:	0	0	0		0	0	0
American Indian/Alaskan Native & White:	0	0	0	0	0	0	0
Asian White:	0	0	0	0	0	0	0
Black/African American & White:	0	0	0	0	0	0	0
American Indian/Alaskan Native & Black/African American:	0	0	0	0	0	0	1
Other multi-racial:	0	0	0	0	0	0	1
Asian/Pacific Islander:	0	0	0	0	0	0	0
Hispanic:	0	0	0	0	0	0	0
Total:	0	0	0	0	0	0	59
Female-headed Households:	0		0		0		

Income Category:

	Owner	Renter	Total	Person
Extremely Low	0	0	0	25
Low Mod	0	0	0	34
Moderate	0	0	0	0
Non Low Moderate	0	0	0	0
Total	0	0	0	59
Percent Low/Mod	0.0%	0.0%	0.0%	100%

Annual Accomplishments      Accomplishment Narrative  
 Year      # Benefiting

2020

0 Project is ongoing.

UGLG:

Grant Year: 2020

Project: 0063 - CV-CDBG-CV Mortgage Assistance for Balance of State Coverage

Objective: Provide decent affordable housing

IDIS Activity: 49836 - 70300001004 City of Alamo - Project

Outcome: Affordability

Activity to prevent, prepare for, and respond to Coronavirus: Yes

Status: Open

Matrix Code: Subsistence Payment (05Q)

Location:

National Objective: LMC

Initial Funding Date: 07/12/2021

Financing:

Funded Amount: \$259,845.00

Net Drawn: \$47,364.88

Balance: \$212,480.12

Description:

CARES funding by the state of Texas to prevent, prepare for and respond to COVID-19: The funds within each region not allocated for non-entitlement awardees will be used to fund mortgage assistance to one or more of the following: 1) entitlement communities

Proposed Accomplishments:

People (General) : 115

Total Population in Service Area: 0

Census Tract Percent Low / Mod: 0.00

Actual Accomplishments:

Number assisted:

	Owner		Renter		Total		Person
	Total	Hispanic	Total	Hispanic	Total	Hispanic	
White:	0	0	0	0	0	0	11
Black/African American:	0	0	0	0	0	0	0
Asian:	0	0	0	0	0	0	0
American Indian/Alaskan Native:	0	0	0	0	0	0	0
Native Hawaiian/Other Pacific Islander:	0	0	0	0	0	0	0
American Indian/Alaskan Native & White:	0	0	0	0	0	0	0
Asian White:	0	0	0	0	0	0	0
Black/African American & White:	0	0	0	0	0	0	0

American Indian/Alaskan Native & Black/African American:	0	0	0	0	0	0	0
Other multi-racial:	0	0	0	0	0	0	0
Asian/Pacific Islander:	0	0	0	0	0	0	0
Hispanic:	0	0	0	0	0	0	0
Total:	0	0	0	0	0	0	11
Female-headed Households:	0		0		0		

Income Category:

	Owner	Renter	Total	Person
Extremely Low	0	0	0	11
Low Mod	0	0	0	0
Moderate	0	0	0	0
Non Low Moderate	0	0	0	0
Total	0	0	0	11
Percent Low/Mod	0.0%	0.0%	0.0%	100%

Annual Accomplishments

Accomplishment Narrative

Year # Benefiting  
2020

0 Project is ongoing.

UGLG:

Grant Year: 2020

Project: 0063 - CV-CDBG-CV Mortgage Assistance for Balance of State Coverage

Objective:

IDIS Activity: 49843 - 70300001007 City of La Villa - Admin

Outcome:

Activity to prevent, prepare for, and respond to Coronavirus: Yes

Status: Open

Matrix Code: General Program Administration (21A)

Location:

National Objective:

Initial Funding Date: 07/12/2021  
 Financing:  
 Funded Amount: \$37,679.00  
 Net Drawn: \$13,506.67  
 Balance: \$24,172.33

Description:

Proposed Accomplishments:

: 0

Total Population in Service Area: 0

Census Tract Percent Low / Mod: 0.00

Actual Accomplishments:

Number assisted:

	Owner		Renter		Total		Person
	Total	Hispanic	Total	Hispanic	Total	Hispanic	
White:	0	0	0	0	0	0	0
Black/African American:	0	0	0	0	0	0	0
Asian:	0	0	0	0	0	0	0
American Indian/Alaskan Native:	0	0	0	0	0	0	0
Native Hawaiian/Other Pacific Islander:	0	0	0	0	0	0	0
American Indian/Alaskan Native & White:	0	0	0	0	0	0	0
Asian White:	0	0	0	0	0	0	0
Black/African American & White:	0	0	0	0	0	0	0
American Indian/Alaskan Native & Black/African American:	0	0	0	0	0	0	0
Other multi-racial:	0	0	0	0	0	0	0
Asian/Pacific Islander:	0	0	0	0	0	0	0
Hispanic:	0	0	0	0	0	0	0
Total:	0	0	0	0	0	0	0
Female-headed Households:	0		0		0		

Income Category:

	Owner	Renter	Total	Person
Extremely Low	0	0	0	0
Low Mod	0	0	0	0
Moderate	0	0	0	0
Non Low Moderate	0	0	0	0
Total	0	0	0	0
Percent Low/Mod	0.0%	0.0%	0.0%	0.0%

Annual Accomplishments

Accomplishment Narrative

Year # Benefiting

UGLG:

Grant Year: 2020

Project: 0063 - CV-CDBG-CV Mortgage Assistance for Balance of State Coverage

Objective: Provide decent affordable housing

IDIS Activity: 49851 - 70300001010 City of San Antonio - Project  
Activity to prevent, prepare for, and respond to Coronavirus: Yes

Outcome: Affordability

Status: Open

Matrix Code: Subsistence Payment (05Q)

Location:

National Objective: LMC

Initial Funding Date: 07/12/2021

Financing:

Funded Amount: \$870,000.00

Net Drawn: \$134,463.70

Balance: \$735,536.30

Description:

CARES funding by the state of Texas to prevent, prepare for and respond to COVID-19: The funds within each region not allocated for non-entitlement awardees will be used to fund mortgage assistance to one or more of the following: 1) entitlement communities

Proposed Accomplishments:

People (General) : 117

Total Population in Service Area: 0

Census Tract Percent Low / Mod: 0.00

Actual Accomplishments:

Number assisted:

	Owner		Renter		Total		Person
	Total	Hispanic	Total	Hispanic	Total	Hispanic	
White:	0	0	0	0	0	0	91
Black/African American:	0	0	0	0	0	0	6
Asian:	0	0	0	0	0	0	0
American Indian/Alaskan Native:	0	0	0	0	0	0	0
Native Hawaiian/Other Pacific Islander:	0	0	0	0	0	0	0
American Indian/Alaskan Native & White:	0	0	0	0	0	0	0
Asian White:	0	0	0	0	0	0	0
Black/African American & White:	0	0	0	0	0	0	0
American Indian/Alaskan Native & Black/African American:	0	0	0	0	0	0	0
Other multi-racial:	0	0	0	0	0	0	9



Asian/Pacific Islander:	0	0	0	0	0	0	0
Hispanic:	0	0	0	0	0	0	0
Total:	0	0	0	0	0	0	106
Female-headed Households:	0		0		0		

Income Category:

	Owner	Renter	Total	Person
Extremely Low	0	0	0	50
Low Mod	0	0	0	56
Moderate	0	0	0	0
Non Low Moderate	0	0	0	0
Total	0	0	0	106
Percent Low/Mod	0.0%	0.0%	0.0%	100%

Annual Accomplishments

Accomplishment Narrative

Year # Benefiting

2020 0 Project is ongoing.

UGLG:

Grant Year: 2020

Project: 0063 - CV-CDBG-CV Mortgage Assistance for Balance of State Coverage Objective: Provide decent affordable housing

IDIS Activity: 49863 - 70700001002 Community Action, Inc. of Central Texas - Outcome: Affordability

Activity to prevent, prepare for, and respond to Coronavirus: Yes

Status: Open Matrix Code: Subsistence Payment (05Q)

Location: , - National Objective: LMC

Initial Funding Date: 07/12/2021

Financing: Description:  
 Funded Amount: \$446,950.00 CARES funding by the state of Texas to prevent, prepare for and respond to COVID-19: The funds within each region not allocated for non-entitlement awardees will be used  
 Net Drawn: \$142,839.69 to fund mortgage assistance to one or more of the following: 1) entitlement communities  
 Balance: \$304,110.31

Proposed Accomplishments:

People (General) : 74  
 Total Population in Service Area: 0  
 Census Tract Percent Low / Mod: 0.00

Actual Accomplishments:

Number assisted:

	Owner		Renter		Total		Person
	Total	Hispanic	Total	Hispanic	Total	Hispanic	
White:	0	0	0	0	0	0	10
Black/African American:	0	0	0	0	0	0	6
Asian:	0	0	0	0	0	0	2
American Indian/Alaskan Native:	0	0	0	0	0	0	0
Native Hawaiian/Other Pacific Islander:	0	0	0	0	0	0	0
American Indian/Alaskan Native & White:	0	0	0	0	0	0	0
Asian White:	0	0	0	0	0	0	0
Black/African American & White:	0	0	0	0	0	0	0
American Indian/Alaskan Native & Black/African American:	0	0	0	0	0	0	0
Other multi-racial:	0	0	0	0	0	0	3
Asian/Pacific Islander:	0	0	0	0	0	0	0
Hispanic:	0	0	0	0	0	0	0
Total:	0	0	0	0	0	0	21
Female-headed Households:	0		0		0		

Income Category:

	Owner	Renter	Total	Person
Extremely Low	0	0	0	0
Low Mod	0	0	0	21
Moderate	0	0	0	0
Non Low Moderate	0	0	0	0
Total	0	0	0	21
Percent Low/Mod	0.0%	0.0%	0.0%	100%

Annual Accomplishments

Accomplishment Narrative

Year # Benefiting

2020 0 Project is ongoing.

UGLG:

Grant Year: 2020

Project: 0063 - CV-CDBG-CV Mortgage Assistance for Balance of State Coverage

Objective:

IDIS Activity: 49866 - 70700001004 Cornerstone Community Action Agency - Activity to prevent, prepare for, and respond to Coronavirus: Yes

Outcome:

Status: Open

Matrix Code: General Program Administration (21A)

Location:

National Objective:

Initial Funding Date: 07/12/2021

Description:

Financing:

Local admin.

Funded Amount: \$38,700.00

Net Drawn: \$10,410.00

Balance: \$28,290.00

Proposed Accomplishments:

: 0

Total Population in Service Area: 0

Census Tract Percent Low / Mod: 0.00

Actual Accomplishments:

Number assisted:

	Owner		Renter		Total		Person
	Total	Hispanic	Total	Hispanic	Total	Hispanic	
White:	0	0	0	0	0	0	0
Black/African American:	0	0	0	0	0	0	0
Asian:	0	0	0	0	0	0	0
American Indian/Alaskan Native:	0	0	0	0	0	0	0
Native Hawaiian/Other Pacific Islander:	0	0	0	0	0	0	0
American Indian/Alaskan Native & White:	0	0	0	0	0	0	0
Asian White:	0	0	0	0	0	0	0
Black/African American & White:	0	0	0	0	0	0	0
American Indian/Alaskan Native & Black/African American:	0	0	0	0	0	0	0
Other multi-racial:	0	0	0	0	0	0	0
Asian/Pacific Islander:	0	0	0	0	0	0	0

Hispanic:	0	0	0	0	0	0	0
Total:	0	0	0	0	0	0	0
Female-headed Households:	0		0		0		

Income Category:

	Owner	Renter	Total	Person
Extremely Low	0	0	0	0
Low Mod	0	0	0	0
Moderate	0	0	0	0
Non Low Moderate	0	0	0	0
Total	0	0	0	0
Percent Low/Mod	0.0%	0.0%	0.0%	0.0%

Annual Accomplishments

Accomplishment Narrative

Year # Benefiting

UGLG:

Grant Year: 2020

Project: 0063 - CV-CDBG-CV Mortgage Assistance for Balance of State Coverage Objective: Provide decent affordable housing

IDIS Activity: 49867 - 70700001004 Cornerstone Community Action Agency - Outcome: Affordability  
 Activity to prevent, prepare for, and respond to Coronavirus: Yes

Status: Open Matrix Code: Subsistence Payment (05Q)

Location:

National Objective: LMC

Initial Funding Date: 07/12/2021  
 Financing:  
 Funded Amount: \$258,993.00  
 Net Drawn: \$51,472.39  
 Balance: \$207,520.61

Description:  
 CARES funding by the state of Texas to prevent, prepare for and respond to COVID-19: The funds within each region not allocated for non-entitlement awardees will be used to fund mortgage assistance to one or more of the following: 1) entitlement communities

Proposed Accomplishments:

People (General) : 67

Total Population in Service Area: 0

Census Tract Percent Low / Mod: 0.00

Actual Accomplishments:

Number assisted:

	Owner		Renter		Total		Person
	Total	Hispanic	Total	Hispanic	Total	Hispanic	
White:	0	0	0	0	0	0	18
Black/African American:	0	0	0	0	0	0	0
Asian:	0	0	0	0	0	0	0
American Indian/Alaskan Native:	0	0	0	0	0	0	0
Native Hawaiian/Other Pacific Islander:	0	0	0	0	0	0	0
American Indian/Alaskan Native & White:	0	0	0	0	0	0	0
Asian White:	0	0	0	0	0	0	0
Black/African American & White:	0	0	0	0	0	0	0
American Indian/Alaskan Native & Black/African American:	0	0	0	0	0	0	0
Other multi-racial:	0	0	0	0	0	0	0
Asian/Pacific Islander:	0	0	0	0	0	0	0
Hispanic:	0	0	0	0	0	0	0
Total:	0	0	0	0	0	0	18
Female-headed Households:	0		0		0		

Income Category:

	Owner	Renter	Total	Person
Extremely Low	0	0	0	18
Low Mod	0	0	0	0
Moderate	0	0	0	0
Non Low Moderate	0	0	0	0
Total	0	0	0	18
Percent Low/Mod	0.0%	0.0%	0.0%	100%

Annual Accomplishments

Accomplishment Narrative

Year # Benefiting

2020 0 Project is ongoing.

UGLG:

Grant Year: 2020

Project: 0063 - CV-CDBG-CV Mortgage Assistance for Balance of State

Objective:

Coverage

IDIS Activity: 49868 - 70700001005 Families In Crisis, Inc. - Admin  
 Activity to prevent, prepare for, and respond to Coronavirus: Yes

Outcome:

Status: Open  
 Location:

Matrix Code: General Program Administration (21A)

National Objective:

Initial Funding Date: 07/12/2021  
 Financing:  
 Funded Amount: \$65,000.00  
 Net Drawn: \$8,542.85  
 Balance: \$56,457.15

Description:  
 Local admin.

Proposed Accomplishments:

: 0  
 Total Population in Service Area: 0  
 Census Tract Percent Low / Mod: 0.00

Actual Accomplishments:

Number assisted:

	Owner		Renter		Total		Person
	Total	Hispanic	Total	Hispanic	Total	Hispanic	
White:	0	0	0	0	0	0	0
Black/African American:	0	0	0	0	0	0	0
Asian:	0	0	0	0	0	0	0
American Indian/Alaskan Native:	0	0	0	0	0	0	0
Native Hawaiian/Other Pacific Islander:	0	0	0	0	0	0	0
American Indian/Alaskan Native & White:	0	0	0	0	0	0	0
Asian White:	0	0	0	0	0	0	0
Black/African American & White:	0	0	0	0	0	0	0
American Indian/Alaskan Native & Black/African American:	0	0	0	0	0	0	0
Other multi-racial:	0	0	0	0	0	0	0
Asian/Pacific Islander:	0	0	0	0	0	0	0
Hispanic:	0	0	0	0	0	0	0

Total: 0 0 0 0 0 0 0  
 Female-headed Households: 0 0 0 0 0 0

Income Category:

	Owner	Renter	Total	Person
Extremely Low	0	0	0	0
Low Mod	0	0	0	0
Moderate	0	0	0	0
Non Low Moderate	0	0	0	0
Total	0	0	0	0
Percent Low/Mod	0.0%	0.0%	0.0%	0.0%

Annual Accomplishments

Accomplishment Narrative

Year # Benefiting

UGLG:

Grant Year: 2020

Project: 0063 - CV-CDBG-CV Mortgage Assistance for Balance of State Coverage

Objective: Provide decent affordable housing

IDIS Activity: 49869 - 70700001005 Families In Crisis, Inc. - Project  
 Activity to prevent, prepare for, and respond to Coronavirus: Yes

Outcome: Affordability

Status: Open

Matrix Code: Subsistence Payment (05Q)

Location:

National Objective: LMC

Initial Funding Date: 07/12/2021

Financing:

Funded Amount: \$435,000.00

Net Drawn: \$102,371.17

Balance: \$332,628.83

Description:

CARES funding by the state of Texas to prevent, prepare for and respond to COVID-19: The funds within each region not allocated for non-entitlement awardees will be used to fund mortgage assistance to one or more of the following: 1) entitlement communities

Proposed Accomplishments:

People (General) : 143

Total Population in Service Area: 0

Census Tract Percent Low / Mod: 0.00

Actual Accomplishments:

Number assisted:

	Owner		Renter		Total		Person
	Total	Hispanic	Total	Hispanic	Total	Hispanic	
White:	0	0	0	0	0	0	12
Black/African American:	0	0	0	0	0	0	0
Asian:	0	0	0	0	0	0	0
American Indian/Alaskan Native:	0	0	0	0	0	0	0
Native Hawaiian/Other Pacific Islander:	0	0	0	0	0	0	0
American Indian/Alaskan Native & White:	0	0	0	0	0	0	0
Asian White:	0	0	0	0	0	0	0
Black/African American & White:	0	0	0	0	0	0	15
American Indian/Alaskan Native & Black/African American:	0	0	0	0	0	0	0
Other multi-racial:	0	0	0	0	0	0	0
Asian/Pacific Islander:	0	0	0	0	0	0	0
Hispanic:	0	0	0	0	0	0	0
Total:	0	0	0	0	0	0	27
Female-headed Households:	0		0		0		

Income Category:

	Owner	Renter	Total	Person
Extremely Low	0	0	0	15
Low Mod	0	0	0	12
Moderate	0	0	0	0
Non Low Moderate	0	0	0	0
Total	0	0	0	27
Percent Low/Mod	0.0%	0.0%	0.0%	100%

Annual Accomplishments

Accomplishment Narrative

Year # Benefiting

2020 0 Project is ongoing.

UGLG:

Grant Year: 2020

Project: 0063 - CV-CDBG-CV Mortgage Assistance for Balance of State Coverage

Objective:



IDIS Activity: 49880 - 70700001011 Harmony Community Development  
 Activity to prevent, prepare for, and respond to Coronavirus: Yes

Outcome:

Status: Open  
 Location:

Matrix Code: General Program Administration (21A)

National Objective:

Initial Funding Date: 07/12/2021  
 Financing:  
 Funded Amount: \$65,000.00  
 Net Drawn: \$23,338.05  
 Balance: \$41,661.95

Description:  
 Local admin.

Proposed Accomplishments:

: 0  
 Total Population in Service Area: 0  
 Census Tract Percent Low / Mod: 0.00

Actual Accomplishments:

Number assisted:

	Owner		Renter		Total		Person
	Total	Hispanic	Total	Hispanic	Total	Hispanic	
White:	0	0	0	0	0	0	0
Black/African American:	0	0	0	0	0	0	0
Asian:	0	0	0	0	0	0	0
American Indian/Alaskan Native:	0	0	0	0	0	0	0
Native Hawaiian/Other Pacific Islander:	0	0	0	0	0	0	0
American Indian/Alaskan Native & White:	0	0	0	0	0	0	0
Asian White:	0	0	0	0	0	0	0
Black/African American & White:	0	0	0	0	0	0	0
American Indian/Alaskan Native & Black/African American:	0	0	0	0	0	0	0
Other multi-racial:	0	0	0	0	0	0	0
Asian/Pacific Islander:	0	0	0	0	0	0	0
Hispanic:	0	0	0	0	0	0	0
Total:	0	0	0	0	0	0	0

Female-headed Households: 0 0 0

Income Category:

	Owner	Renter	Total	Person
Extremely Low	0	0	0	0
Low Mod	0	0	0	0
Moderate	0	0	0	0
Non Low Moderate	0	0	0	0
Total	0	0	0	0
Percent Low/Mod	0.0%	0.0%	0.0%	0.0%

Annual Accomplishments

Accomplishment Narrative

Year # Benefiting

UGLG:

Grant Year: 2020

Project: 0063 - CV-CDBG-CV Mortgage Assistance for Balance of State Coverage

Objective: Provide decent affordable housing

IDIS Activity: 49883 - 70700001012 Life Rebuilders, Inc - Project

Outcome: Affordability

Activity to prevent, prepare for, and respond to Coronavirus: Yes

Status: Open

Matrix Code: Subsistence Payment (05Q)

Location:

National Objective: LMC

, -

Initial Funding Date: 07/12/2021  
 Financing:  
 Funded Amount: \$435,000.00  
 Net Drawn: \$14,001.00  
 Balance: \$420,999.00

Description:  
 CARES funding by the state of Texas to prevent, prepare for and respond to COVID-19: The funds within each region not allocated for non-entitlement awardees will be used to fund mortgage assistance to one or more of the following: 1) entitlement communities

Proposed Accomplishments:

People (General) : 115  
 Total Population in Service Area: 0  
 Census Tract Percent Low / Mod: 0.00

Actual Accomplishments:

Number assisted:

	Owner		Renter		Total		Person
	Total	Hispanic	Total	Hispanic	Total	Hispanic	
White:	0	0	0	0	0	0	3
Black/African American:	0	0	0	0	0	0	1
Asian:	0	0	0	0	0	0	0
American Indian/Alaskan Native:	0	0	0	0	0	0	0
Native Hawaiian/Other Pacific Islander:	0	0	0	0	0	0	0
American Indian/Alaskan Native & White:	0	0	0	0	0	0	0
Asian White:	0	0	0	0	0	0	3
Black/African American & White:	0	0	0	0	0	0	0
American Indian/Alaskan Native & Black/African American:	0	0	0	0	0	0	0
Other multi-racial:	0	0	0	0	0	0	0
Asian/Pacific Islander:	0	0	0	0	0	0	0
Hispanic:	0	0	0	0	0	0	0
Total:	0	0	0	0	0	0	7
Female-headed Households:	0		0		0		

Income Category:

	Owner	Renter	Total	Person
Extremely Low	0	0	0	3
Low Mod	0	0	0	4
Moderate	0	0	0	0
Non Low Moderate	0	0	0	0
Total	0	0	0	7
Percent Low/Mod	0.0%	0.0%	0.0%	100%

Annual Accomplishments

Accomplishment Narrative

Year # Benefiting

2020 0 Project is ongoing.

UGLG:

Grant Year: 2020

Project: 0063 - CV-CDBG-CV Mortgage Assistance for Balance of State Coverage

Objective:

IDIS Activity: 49884 - 70700001013 Need A Break, Inc. - Admin

Outcome:

Activity to prevent, prepare for, and respond to Coronavirus: Yes

Status: Open  
Location:

Matrix Code: General Program Administration (21A)

National Objective:

Initial Funding Date: 07/12/2021  
Financing:  
Funded Amount: \$60,000.00  
Net Drawn: \$55,840.00  
Balance: \$4,160.00

Description:  
Local admin.

Proposed Accomplishments:

: 0  
Total Population in Service Area: 0  
Census Tract Percent Low / Mod: 0.00

Actual Accomplishments:

Number assisted:

	Owner		Renter		Total		Person
	Total	Hispanic	Total	Hispanic	Total	Hispanic	
White:	0	0	0	0	0	0	0
Black/African American:	0	0	0	0	0	0	0
Asian:	0	0	0	0	0	0	0
American Indian/Alaskan Native:	0	0	0	0	0	0	0
Native Hawaiian/Other Pacific Islander:	0	0	0	0	0	0	0
American Indian/Alaskan Native & White:	0	0	0	0	0	0	0
Asian White:	0	0	0	0	0	0	0
Black/African American & White:	0	0	0	0	0	0	0
American Indian/Alaskan Native & Black/African American:	0	0	0	0	0	0	0
Other multi-racial:	0	0	0	0	0	0	0
Asian/Pacific Islander:	0	0	0	0	0	0	0
Hispanic:	0	0	0	0	0	0	0
Total:	0	0	0	0	0	0	0
Female-headed Households:	0		0		0		

Income Category:

	Owner	Renter	Total	Person
Extremely Low	0	0	0	0
Low Mod	0	0	0	0
Moderate	0	0	0	0
Non Low Moderate	0	0	0	0
Total	0	0	0	0
Percent Low/Mod	0.0%	0.0%	0.0%	0.0%

Annual Accomplishments

Accomplishment Narrative

Year # Benefiting

UGLG:

Grant Year: 2020

Project: 0063 - CV-CDBG-CV Mortgage Assistance for Balance of State Coverage

Objective: Provide decent affordable housing

IDIS Activity: 49886 - 70700001013 Need A Break, Inc. - Project

Outcome: Affordability

Activity to prevent, prepare for, and respond to Coronavirus: Yes

Status: Open

Matrix Code: Subsistence Payment (05Q)

Location:

National Objective: LMC

Initial Funding Date: 07/12/2021

Financing:

Funded Amount: \$440,000.00

Net Drawn: \$439,999.97

Balance: \$0.03

Description:

CARES funding by the state of Texas to prevent, prepare for and respond to COVID-19: The funds within each region not allocated for non-entitlement awardees will be used to fund mortgage assistance to one or more of the following: 1) entitlement communities

Proposed Accomplishments:

People (General) : 46

Total Population in Service Area: 0

Census Tract Percent Low / Mod: 0.00

Actual Accomplishments:

Number assisted:

Owner Renter Total

	Total	Hispanic	Total	Hispanic	Total	Hispanic	Person
White:	0	0	0	0	0	0	35
Black/African American:	0	0	0	0	0	0	40
Asian:	0	0	0	0	0	0	6
American Indian/Alaskan Native:	0	0	0	0	0	0	8
Native Hawaiian/Other Pacific Islander:	0	0	0	0	0	0	0
American Indian/Alaskan Native & White:	0	0	0	0	0	0	0
Asian White:	0	0	0	0	0	0	0
Black/African American & White:	0	0	0	0	0	0	0
American Indian/Alaskan Native & Black/African American:	0	0	0	0	0	0	0
Other multi-racial:	0	0	0	0	0	0	0
Asian/Pacific Islander:	0	0	0	0	0	0	0
Hispanic:	0	0	0	0	0	0	0
Total:	0	0	0	0	0	0	89
Female-headed Households:	0		0		0		

Income Category:

	Owner	Renter	Total	Person
Extremely Low	0	0	0	25
Low Mod	0	0	0	25
Moderate	0	0	0	39
Non Low Moderate	0	0	0	0
Total	0	0	0	89
Percent Low/Mod	0.0%	0.0%	0.0%	100%

Annual Accomplishments

Accomplishment Narrative

Year # Benefiting

2020 0 Project is ongoing.

UGLG:

Grant Year: 2020

Project: 0063 - CV-CDBG-CV Mortgage Assistance for Balance of State Coverage Objective: Provide decent affordable housing

IDIS Activity: 49888 - 70700001014 Opportunities for Williamson and Burnet Outcome: Affordability

Activity to prevent, prepare for, and respond to Coronavirus: Yes

Status: Open Matrix Code: Subsistence Payment (05Q)

Location:

National Objective: LMC

Initial Funding Date: 07/12/2021  
 Financing:  
 Funded Amount: \$435,000.00  
 Net Drawn: \$98,702.59  
 Balance: \$336,297.41

Description:  
 CARES funding by the state of Texas to prevent, prepare for and respond to COVID-19: The funds within each region not allocated for non-entitlement awardees will be used to fund mortgage assistance to one or more of the following: 1) entitlement communities

Proposed Accomplishments:  
 People (General) : 499  
 Total Population in Service Area: 0  
 Census Tract Percent Low / Mod: 0.00

Actual Accomplishments:

Number assisted:

	Owner		Renter		Total		Person
	Total	Hispanic	Total	Hispanic	Total	Hispanic	
White:	0	0	0	0	0	0	2
Black/African American:	0	0	0	0	0	0	4
Asian:	0	0	0	0	0	0	0
American Indian/Alaskan Native:	0	0	0	0	0	0	0
Native Hawaiian/Other Pacific Islander:	0	0	0	0	0	0	0
American Indian/Alaskan Native & White:	0	0	0	0	0	0	0
Asian White:	0	0	0	0	0	0	0
Black/African American & White:	0	0	0	0	0	0	0
American Indian/Alaskan Native & Black/African American:	0	0	0	0	0	0	0
Other multi-racial:	0	0	0	0	0	0	5
Asian/Pacific Islander:	0	0	0	0	0	0	0
Hispanic:	0	0	0	0	0	0	0
Total:	0	0	0	0	0	0	11
Female-headed Households:	0		0		0		

Income Category:

Owner	Renter	Total	Person
-------	--------	-------	--------

Extremely Low	0	0	0	5
Low Mod	0	0	0	6
Moderate	0	0	0	0
Non Low Moderate	0	0	0	0
Total	0	0	0	11
Percent Low/Mod	0.0%	0.0%	0.0%	100%

Annual Accomplishments      Accomplishment Narrative

Year      # Benefiting

2020      0 Project is ongoing.

UGLG:

Grant Year:      2020

Project:      0063 - CV-CDBG-CV Mortgage Assistance for Balance of State Coverage

Objective:

IDIS Activity:      49893 - 70700001017 South Plains Community Action - Admin Activity to prevent, prepare for, and respond to Coronavirus:      Yes

Outcome:

Status:      Open

Matrix Code:      General Program Administration (21A)

Location:

National Objective:

Initial Funding Date:      07/12/2021

Description:

Financing:

Local admin.

Funded Amount:      \$65,000.00

Net Drawn:      \$26,000.00

Balance:      \$39,000.00

Proposed Accomplishments:

: 0

Total Population in Service Area: 0

Census Tract Percent Low / Mod: 0.00

Actual Accomplishments:

Number assisted:

Owner	Renter	Total
-------	--------	-------



	Total	Hispanic	Total	Hispanic	Total	Hispanic	Person
White:	0	0	0	0	0	0	0
Black/African American:	0	0	0	0	0	0	0
Asian:	0	0	0	0	0	0	0
American Indian/Alaskan Native:	0	0	0	0	0	0	0
Native Hawaiian/Other Pacific Islander:	0	0	0	0	0	0	0
American Indian/Alaskan Native & White:	0	0	0	0	0	0	0
Asian White:	0	0	0	0	0	0	0
Black/African American & White:	0	0	0	0	0	0	0
American Indian/Alaskan Native & Black/African American:	0	0	0	0	0	0	0
Other multi-racial:	0	0	0	0	0	0	0
Asian/Pacific Islander:	0	0	0	0	0	0	0
Hispanic:	0	0	0	0	0	0	0
Total:	0	0	0	0	0	0	0
Female-headed Households:	0		0		0		

Income Category:

	Owner	Renter	Total	Person
Extremely Low	0	0	0	0
Low Mod	0	0	0	0
Moderate	0	0	0	0
Non Low Moderate	0	0	0	0
Total	0	0	0	0
Percent Low/Mod	0.0%	0.0%	0.0%	0.0%

Annual Accomplishments

Accomplishment Narrative

Year # Benefiting

UGLG:  
Grant Year: 2020  
Project: 0063 - CV-CDBG-CV Mortgage Assistance for Balance of State Coverage Objective: Provide decent affordable housing  
IDIS Activity: 49894 - 70700001017 South Plains Community Action - Project Outcome: Affordability  
Activity to prevent, prepare for, and respond to Coronavirus: Yes  
Status: Open Matrix Code: Subsistence Payment (05Q)  
Location:

National Objective: LMC

Initial Funding Date: 07/12/2021  
 Financing:  
 Funded Amount: \$435,000.00  
 Net Drawn: \$61,438.32  
 Balance: \$373,561.68

Description:  
 CARES funding by the state of Texas to prevent, prepare for and respond to COVID-19: The funds within each region not allocated for non-entitlement awardees will be used to fund mortgage assistance to one or more of the following: 1) entitlement communities

Proposed Accomplishments:  
 People (General) : 182  
 Total Population in Service Area: 0  
 Census Tract Percent Low / Mod: 0.00

Actual Accomplishments:

Number assisted:

	Owner		Renter		Total		Person
	Total	Hispanic	Total	Hispanic	Total	Hispanic	
White:	0	0	0	0	0	0	2
Black/African American:	0	0	0	0	0	0	0
Asian:	0	0	0	0	0	0	0
American Indian/Alaskan Native:	0	0	0	0	0	0	0
Native Hawaiian/Other Pacific Islander:	0	0	0	0	0	0	0
American Indian/Alaskan Native & White:	0	0	0	0	0	0	0
Asian White:	0	0	0	0	0	0	0
Black/African American & White:	0	0	0	0	0	0	0
American Indian/Alaskan Native & Black/African American:	0	0	0	0	0	0	0
Other multi-racial:	0	0	0	0	0	0	0
Asian/Pacific Islander:	0	0	0	0	0	0	0
Hispanic:	0	0	0	0	0	0	0
Total:	0	0	0	0	0	0	2
Female-headed Households:	0		0		0		

Income Category:

	Owner	Renter	Total	Person
Extremely Low	0	0	0	2
Low Mod	0	0	0	0

Moderate	0	0	0	0
Non Low Moderate	0	0	0	0
Total	0	0	0	2
Percent Low/Mod	0.0%	0.0%	0.0%	100%

Annual Accomplishments Accomplishment Narrative

Year # Benefiting  
2020

0 Project is ongoing.

UGLG:

Grant Year: 2020

Project: 0063 - CV-CDBG-CV Mortgage Assistance for Balance of State Coverage

Objective: Provide decent affordable housing

IDIS Activity: 49896 - 70700001018 Texas Neighborhood Services - Project

Outcome: Affordability

Activity to prevent, prepare for, and respond to Coronavirus: Yes

Status: Open

Matrix Code: Subsistence Payment (05Q)

Location:

National Objective: LMC

Initial Funding Date: 07/12/2021  
 Financing:  
 Funded Amount: \$435,000.00  
 Net Drawn: \$84,455.06  
 Balance: \$350,544.94

Description:  
 CARES funding by the state of Texas to prevent, prepare for and respond to COVID-19: The funds within each region not allocated for non-entitlement awardees will be used to fund mortgage assistance to one or more of the following: 1) entitlement communities

Proposed Accomplishments:

People (General) : 173  
 Total Population in Service Area: 0  
 Census Tract Percent Low / Mod: 0.00

Actual Accomplishments:

Number assisted:

	Owner		Renter		Total		
White:	Total	Hispanic	Total	Hispanic	Total	Hispanic	Person
	0	0	0	0	0	0	12

Black/African American:	0	0	0	0	0	0	3
Asian:	0	0	0	0	0	0	0
American Indian/Alaskan Native:	0	0	0	0	0	0	0
Native Hawaiian/Other Pacific Islander:	0	0	0	0	0	0	0
American Indian/Alaskan Native & White:	0	0	0	0	0	0	0
Asian White:	0	0	0	0	0	0	0
Black/African American & White:	0	0	0	0	0	0	0
American Indian/Alaskan Native & Black/African American:	0	0	0	0	0	0	0
Other multi-racial:	0	0	0	0	0	0	0
Asian/Pacific Islander:	0	0	0	0	0	0	0
Hispanic:	0	0	0	0	0	0	0
Total:	0	0	0	0	0	0	15
Female-headed Households:	0		0		0		

Income Category:

	Owner	Renter	Total	Person
Extremely Low	0	0	0	9
Low Mod	0	0	0	0
Moderate	0	0	0	6
Non Low Moderate	0	0	0	0
Total	0	0	0	15
Percent Low/Mod	0.0%	0.0%	0.0%	100%

Annual Accomplishments

Accomplishment Narrative

Year # Benefiting  
2020

0 Project is ongoing.

UGLG:

Grant Year: 2020

Project: 0063 - CV-CDBG-CV Mortgage Assistance for Balance of State Coverage

Objective:

IDIS Activity: 49897 - 70700001019 Transcend STEM Education - Admin

Outcome:

Activity to prevent, prepare for, and respond to Coronavirus: Yes

Status: Open

Matrix Code: General Program Administration (21A)

Location:

National Objective:

, -

Initial Funding Date: 07/12/2021  
 Financing:  
 Funded Amount: \$39,000.00  
 Net Drawn: \$21,450.00  
 Balance: \$17,550.00

Description:  
 Local admin.

Proposed Accomplishments:

: 0  
 Total Population in Service Area: 0  
 Census Tract Percent Low / Mod: 0.00

Actual Accomplishments:

Number assisted:

	Owner		Renter		Total		Person
	Total	Hispanic	Total	Hispanic	Total	Hispanic	
White:	0	0	0	0	0	0	0
Black/African American:	0	0	0	0	0	0	0
Asian:	0	0	0	0	0	0	0
American Indian/Alaskan Native:	0	0	0	0	0	0	0
Native Hawaiian/Other Pacific Islander:	0	0	0	0	0	0	0
American Indian/Alaskan Native & White:	0	0	0	0	0	0	0
Asian White:	0	0	0	0	0	0	0
Black/African American & White:	0	0	0	0	0	0	0
American Indian/Alaskan Native & Black/African American:	0	0	0	0	0	0	0
Other multi-racial:	0	0	0	0	0	0	0
Asian/Pacific Islander:	0	0	0	0	0	0	0
Hispanic:	0	0	0	0	0	0	0
Total:	0	0	0	0	0	0	0
Female-headed Households:	0		0		0		

Income Category:

	Owner	Renter	Total	Person
Extremely Low	0	0	0	0
Low Mod	0	0	0	0
Moderate	0	0	0	0

Non Low Moderate	0	0	0	0
Total	0	0	0	0
Percent Low/Mod	0.0%	0.0%	0.0%	0.0%

Annual Accomplishments      Accomplishment Narrative

Year      # Benefiting

UGLG:

Grant Year:    2020

Project:        0063 - CV-CDBG-CV Mortgage Assistance for Balance of State Coverage

Objective:      Provide decent affordable housing

IDIS Activity:  49898 - 70700001019 Transcend STEM Education - Project

Outcome:        Affordability

Activity to prevent, prepare for, and respond to Coronavirus:    Yes

Status:         Open

Matrix Code:    Subsistence Payment (05Q)

Location:

National Objective: LMC

Initial Funding Date:    07/12/2021

Description:

Financing:  
 Funded Amount:        \$261,000.00  
 Net Drawn:              \$91,557.22  
 Balance:                 \$169,442.78

CARES funding by the state of Texas to prevent, prepare for and respond to COVID-19: The funds within each region not allocated for non-entitlement awardees will be used to fund mortgage assistance to one or more of the following: 1) entitlement communities

Proposed Accomplishments:

People (General) : 55  
 Total Population in Service Area: 0  
 Census Tract Percent Low / Mod: 0.00

Actual Accomplishments:

Number assisted:

	Owner		Renter		Total		Person
	Total	Hispanic	Total	Hispanic	Total	Hispanic	
White:	0	0	0	0	0	0	10
Black/African American:	0	0	0	0	0	0	16
Asian:	0	0	0	0	0	0	0

American Indian/Alaskan Native:	0	0	0	0	0	0	0
Native Hawaiian/Other Pacific Islander:	0	0	0	0	0	0	0
American Indian/Alaskan Native & White:	0	0	0	0	0	0	0
Asian White:	0	0	0	0	0	0	0
Black/African American & White:	0	0	0	0	0	0	0
American Indian/Alaskan Native & Black/African American:	0	0	0	0	0	0	0
Other multi-racial:	0	0	0	0	0	0	0
Asian/Pacific Islander:	0	0	0	0	0	0	0
Hispanic:	0	0	0	0	0	0	0
Total:	0	0	0	0	0	0	26
Female-headed Households:	0		0		0		

Income Category:

	Owner	Renter	Total	Person
Extremely Low	0	0	0	13
Low Mod	0	0	0	13
Moderate	0	0	0	0
Non Low Moderate	0	0	0	0
Total	0	0	0	26
Percent Low/Mod	0.0%	0.0%	0.0%	100%

Annual Accomplishments

Accomplishment Narrative

Year # Benefiting  
2020

0 Project is ongoing.

		Coronavirus
Total Funded Amount:	\$221,407,855.07	\$46,390,365.56
Total Drawn :	\$155,518,869.60	\$20,959,565.45
Total Balance:	\$65,888,985.47	\$25,430,800.11



## **Housing Opportunities for Persons With AIDS (HOPWA) Program**

### **Consolidated Annual Performance and Evaluation Report (CAPER) Measuring Performance Outcomes**

**OMB Number 2506-0133 (Expiration Date: 11/30/2023)**

The CAPER report for HOPWA formula grantees provides annual information on program accomplishments that supports program evaluation and the ability to measure program beneficiary outcomes as related to: maintain housing stability; prevent homelessness; and improve access to care and support. This information is also covered under the Consolidated Plan Management Process (CPMP) report and includes Narrative Responses and Performance Charts required under the Consolidated Planning regulations. Reporting is required for all HOPWA formula grantees. The public reporting burden for the collection of information is estimated to average 41 hours per manual response, or less if an automated data collection and retrieval system is in use, along with 60 hours for record keeping, including the time for reviewing instructions, searching existing data sources, gathering and maintaining the data needed, and completing and reviewing the collection of information. HUD's requirements for reports submitted by HOPWA formula grantees are supported by 42 U.S.C. § 12911 and HUD's regulations at 24 CFR § 574.520(a). Grantees are required to report on the activities undertaken only, thus there may be components of these reporting requirements that may not be applicable. This agency may not conduct or sponsor, and a person is not required to respond to a collection of information unless that collection displays a valid OMB control number. While confidentiality is not assured, HUD generally only releases this information as required or permitted by law.



**Overview.** The Consolidated Annual Performance and Evaluation Report (CAPER) provides annual performance reporting on client outputs and outcomes that enables an assessment of grantee performance in achieving the housing stability outcome measure. The CAPER fulfills statutory and regulatory program reporting requirements and provides the grantee and HUD with the necessary information to assess the overall program performance and accomplishments against planned goals and objectives.

HOPWA formula grantees are required to submit a CAPER demonstrating coordination with other Consolidated Plan resources. HUD uses the CAPER data to obtain essential information on grant activities, project sponsors, housing sites, units and households, and beneficiaries (which includes racial and ethnic data on program participants). The Consolidated Plan Management Process tool (CPMP) provides an optional tool to integrate the reporting of HOPWA specific activities with other planning and reporting on Consolidated Plan activities.

**Table of Contents**

**PART 1: Grantee Executive Summary**

- 1. Grantee Information
- 2. Project Sponsor Information
- 5. Grantee Narrative and Performance Assessment
  - a. Grantee and Community Overview
  - b. Annual Performance under the Action Plan
  - c. Barriers or Trends Overview

**PART 2: Sources of Leveraging and Program Income**

- 1. Sources of Leveraging
- 2. Program Income and Resident Rent Payments

**PART 3: Accomplishment Data: Planned Goals and Actual Outputs**

**PART 4: Summary of Performance Outcomes**

- 1. Housing Stability: Permanent Housing and Related Facilities
- 2. Prevention of Homelessness: Short-Term Housing Payments
- 3. Access to Care and Support: Housing Subsidy Assistance with Supportive Services

**PART 5: Worksheet - Determining Housing Stability Outcomes**

**PART 6: Annual Report of Continued Use for HOPWA Facility-Based Stewardship Units (Only)**

**PART 7: Summary Overview of Grant Activities**

- A. Information on Individuals, Beneficiaries and Households Receiving HOPWA Housing Subsidy Assistance (TBRA, STRMU, PHP, Facility Based Units, Master Leased Units ONLY)
- B. Facility-Based Housing Assistance

**Continued Use Periods.** Grantees that used HOPWA funding for new construction, acquisition, or substantial rehabilitation of a building or structure are required to operate the building or structure for HOPWA-eligible beneficiaries for a ten (10) years period. If no further HOPWA funds are used to support the facility, in place of completing Section 7B of the CAPER, the grantee must submit an Annual Report of Continued Project Operation throughout the required use periods. This report is included in Part 6 in CAPER. The required use period is three (3) years if the rehabilitation is non-substantial.

**Record Keeping.** Names and other individual information must be kept confidential, as required by 24 CFR 574.440. However, HUD reserves the right to review the information used to complete this report for grants management oversight purposes, except for recording any names and other identifying information. **In the case that HUD must review client-level data, no client names or identifying information will be retained or recorded. Information is reported in aggregate to HUD without personal identification. Do not submit client or personal information in data systems to HUD.**

In connection with the development of the Department’s standards for Homeless Management Information Systems (HMIS), universal data elements are being collected for clients of HOPWA-funded homeless assistance projects. These project sponsor records would include: Name, Social Security Number, Date of Birth, Ethnicity and Race, Gender, Veteran Status, Disabling Conditions, Residence Prior to Program Entry, Zip Code of Last Permanent

**Administrative Costs:** Costs for general management, oversight, coordination, evaluation, and reporting. By statute, grantee administrative

Address, Housing Status, Program Entry Date, Program Exit Date, Personal Identification Number, and Household Identification Number. These are intended to match the elements under HMIS. The HOPWA program-level data elements include: Income and Sources, Non-Cash Benefits, HIV/AIDS Status, Services Provided, Housing Status or Destination at the end of the operating year, Physical Disability, Developmental Disability, Chronic Health Condition, Mental Health, Substance Abuse, Domestic Violence, Medical Assistance, and T-cell Count. Other HOPWA projects sponsors may also benefit from collecting these data elements. HMIS local data systems must maintain client confidentiality by using a closed system in which medical information and HIV status are only shared with providers that have a direct involvement in the client’s case management, treatment and care, in line with the signed release of information from the client.

**Operating Year.** HOPWA formula grants are annually awarded for a three-year period of performance with three operating years. The information contained in this CAPER must represent a one-year period of HOPWA program operation that coincides with the grantee’s program year; this is the operating year. More than one HOPWA formula grant awarded to the same grantee may be used during an operating year and the CAPER must capture all formula grant funding used during the operating year. Project sponsor accomplishment information must also coincide with the operating year this CAPER covers. Any change to the period of performance requires the approval of HUD by amendment, such as an extension for an additional operating year.

**Final Assembly of Report.** After the entire report is assembled, number each page sequentially.

**Filing Requirements.** Within 90 days of the completion of each program year, grantees must submit their completed CAPER to the CPD Director in the grantee’s State or Local HUD Field Office, and to the HOPWA Program Office: at [HOPWA@hud.gov](mailto:HOPWA@hud.gov). Electronic submission to HOPWA Program office is preferred; however, if electronic submission is not possible, hard copies can be mailed to: Office of HIV/AIDS Housing, Room 7248, U.S. Department of Housing and Urban Development, 451 Seventh Street, SW, Washington, D.C., 20410.

**Definitions**

**Adjustment for Duplication:** Enables the calculation of unduplicated output totals by accounting for the total number of households or units that received more than one type of HOPWA assistance in a given service category such as HOPWA Subsidy Assistance or Supportive Services. For example, if a client household received both TBRA and STRMU during the operating year, report that household in the category of HOPWA Housing Subsidy Assistance in Part 3, Chart 1, Column [1b] in the following manner:

HOPWA Housing Subsidy Assistance		[1] Outputs: Number of Households
1.	Tenant-Based Rental Assistance	1
2a.	Permanent Housing Facilities: Received Operating Subsidies/Leased units	
2b.	Transitional/Short-term Facilities: Received Operating Subsidies	
3a.	Permanent Housing Facilities: Capital Development Projects placed in service during the operating year	
3b.	Transitional/Short-term Facilities: Capital Development Projects placed in service during the operating year	
4.	Short-term Rent, Mortgage, and Utility Assistance	1
5.	Adjustment for duplication (subtract)	1
6.	TOTAL Housing Subsidy Assistance (Sum of Rows 1-4 minus Row 5)	1

costs are limited to 3% of total grant award, to be expended over the life of the grant. Project sponsor administrative costs are limited to 7% of the portion of

the grant amount they receive.

**Beneficiary(ies):** All members of a household who received HOPWA assistance during the operating year including the one individual who qualified the household for HOPWA assistance as well as any other members of the household (with or without HIV) who benefitted from the assistance.

**Chronically Homeless Person:** An individual or family who : (i) is homeless and lives or resides individual or family who: (i) Is homeless and lives or resides in a place not meant for human habitation, a safe haven, or in an emergency shelter; (ii) has been homeless and living or residing in a place not meant for human habitation, a safe haven, or in an emergency shelter continuously for at least 1 year or on at least 4 separate occasions in the last 3 years; and (iii) has an adult head of household (or a minor head of household if no adult is present in the household) with a diagnosable substance use disorder, serious mental illness, developmental disability (as defined in section 102 of the Developmental Disabilities Assistance and Bill of Rights Act of 2000 (42 U.S.C. 15002)), post traumatic stress disorder, cognitive impairments resulting from a brain injury, or chronic physical illness or disability, including the co-occurrence of 2 or more of those conditions. Additionally, the statutory definition includes as chronically homeless a person who currently lives or resides in an institutional care facility, including a jail, substance abuse or mental health treatment facility, hospital or other similar facility, and has resided there for fewer than 90 days if such person met the other criteria for homeless prior to entering that facility. (See 42 U.S.C. 11360(2)) This does not include doubled-up or overcrowding situations.

**Disabling Condition:** Evidencing a diagnosable substance use disorder, serious mental illness, developmental disability, chronic physical illness, or disability, including the co-occurrence of two or more of these conditions. In addition, a disabling condition may limit an individual's ability to work or perform one or more activities of daily living. An HIV/AIDS diagnosis is considered a disabling condition.

**Facility-Based Housing Assistance:** All eligible HOPWA Housing expenditures for or associated with supporting facilities including community residences, SRO dwellings, short-term facilities, project-based rental units, master leased units, and other housing facilities approved by HUD.

**Faith-Based Organization:** Religious organizations of three types: (1) congregations; (2) national networks, which include national denominations, their social service arms (for example, Catholic Charities, Lutheran Social Services), and networks of related organizations (such as YMCA and YWCA); and (3) freestanding religious organizations, which are incorporated separately from congregations and national networks.

**Grassroots Organization:** An organization headquartered in the local community where it provides services; has a social services budget of \$300,000 or less annually, and six or fewer full-time equivalent employees. Local affiliates of national organizations are not considered "grassroots."

**HOPWA Eligible Individual:** The one (1) low-income person with HIV/AIDS who qualifies a household for HOPWA assistance. This person may be considered "Head of Household." When the CAPER asks for information on eligible individuals, report on this individual person only. Where there is more than one person with HIV/AIDS in the household, the additional PWH/A(s), would be considered a beneficiary(s).

**HOPWA Housing Information Services:** Services dedicated to helping persons living with HIV/AIDS and their families to identify, locate, and acquire housing. This may also include fair housing counseling for eligible persons who may encounter discrimination based on race, color, religion, sex, age, national origin, familial status, or handicap/disability.

**HOPWA Housing Subsidy Assistance Total:** The unduplicated number of households receiving housing subsidies (TBRA, STRMU, Permanent Housing Placement services and Master Leasing) and/or residing in units of facilities dedicated to persons living with HIV/AIDS and their families and supported with HOPWA funds during the operating year.

**Household:** A single individual or a family composed of two or more persons for which household incomes are used to determine eligibility and for calculation of the resident rent payment. The term is used for collecting data

on changes in income, changes in access to services, receipt of housing information services, and outcomes on achieving housing stability. Live-In Aides (see definition for Live-In Aide) and non-beneficiaries (e.g. a shared housing arrangement with a roommate) who resided in the unit are not reported on in the CAPER.

**Housing Stability:** The degree to which the HOPWA project assisted beneficiaries to remain in stable housing during the operating year. See *Part 5: Determining Housing Stability Outcomes* for definitions of stable and unstable housing situations.

**In-kind Leveraged Resources:** These are additional types of support provided to assist HOPWA beneficiaries such as volunteer services, materials, use of equipment and building space. The actual value of the support can be the contribution of professional services, based on customary rates for this specialized support, or actual costs contributed from other leveraged resources. In determining a rate for the contribution of volunteer time and services, use the criteria described in 2 CFR 200. The value of any donated material, equipment, building, or lease should be based on the fair market value at time of donation. Related documentation can be from recent bills of sales, advertised prices, appraisals, or other information for comparable property similarly situated.

**Leveraged Funds:** The amount of funds expended during the operating year from non-HOPWA federal, state, local, and private sources by grantees or sponsors in dedicating assistance to this client population. Leveraged funds or other assistance are used directly in or in support of HOPWA program delivery.

**Live-In Aide:** A person who resides with the HOPWA Eligible Individual and who meets the following criteria: (1) is essential to the care and well-being of the person; (2) is not obligated for the support of the person; and (3) would not be living in the unit except to provide the necessary supportive services. See *t24 CFR 5.403 and the HOPWA Grantee Oversight Resource Guide for additional reference.*

**Master Leasing:** Applies to a nonprofit or public agency that leases units of housing (scattered-sites or entire buildings) from a landlord, and subleases the units to homeless or low-income tenants. By assuming the tenancy burden, the agency facilitates housing of clients who may not be able to maintain a lease on their own due to poor credit, evictions, or lack of sufficient income.

**Operating Costs:** Applies to facility-based housing only, for facilities that are currently open. Operating costs can include day-to-day housing function and operation costs like utilities, maintenance, equipment, insurance, security, furnishings, supplies and salary for staff costs directly related to the housing project but not staff costs for delivering services.

**Outcome:** The degree to which the HOPWA assisted household has been enabled to establish or maintain a stable living environment in housing that is safe, decent, and sanitary, (per the regulations at 24 CFR 574.310(b)) and to reduce the risks of homelessness, and improve access to HIV treatment and other health care and support.

**Output:** The number of units of housing or households that receive HOPWA assistance during the operating year.

**Permanent Housing Placement:** A supportive housing service that helps establish the household in the housing unit, including but not limited to reasonable costs for security deposits not to exceed two months of rent costs.

**Program Income:** Gross income directly generated from the use of HOPWA funds, including repayments. See grant administration requirements on program income at 2 CFR 200.307.

**Project-Based Rental Assistance (PBRA):** A rental subsidy program that is tied to specific facilities or units owned or controlled by a project sponsor. Assistance is tied directly to the properties and is not portable or transferable.

**Project Sponsor Organizations: Per HOPWA regulations at 24 CFR 574.3,** any nonprofit organization or governmental housing agency that receives funds under a contract with the grantee to provide eligible housing

and other support services or administrative services as defined in 24 CFR 574.300. Project Sponsor organizations are required to provide performance data on households served and funds expended.

**SAM:** All organizations applying for a Federal award must have a valid registration active at sam.gov. SAM (System for Award Management) registration includes maintaining current information and providing a valid DUNS number.

**Short-Term Rent, Mortgage, and Utility (STRMU) Assistance:** A time-limited, housing subsidy assistance designed to prevent homelessness and increase housing stability. Grantees may provide assistance for up to 21 weeks in any 52-week period. The amount of assistance varies per client depending on funds available, tenant need and program guidelines.

**Stewardship Units:** Units developed with HOPWA, where HOPWA funds were used for acquisition, new construction and rehabilitation that no longer receive operating subsidies from HOPWA. Report information for the units is

subject to the three-year use agreement if rehabilitation is non-substantial and to the ten-year use agreement if rehabilitation is substantial.

**Tenant-Based Rental Assistance (TBRA):** TBRA is a rental subsidy program similar to the Housing Choice Voucher program that grantees can provide to help low-income households access affordable housing. The TBRA voucher is not tied to a specific unit, so tenants may move to a different unit without losing their assistance, subject to individual program rules. The subsidy amount is determined in part based on household income and rental costs associated with the tenant's lease.

**Transgender:** Transgender is defined as a person who identifies with, or presents as, a gender that is different from the person's gender assigned at birth.

**Veteran:** A veteran is someone who has served on active duty in the Armed Forces of the United States. This does not include inactive military reserves or the National Guard unless the person was called up to active duty.

# Housing Opportunities for Person With AIDS (HOPWA) Consolidated Annual Performance and Evaluation Report (CAPER) Measuring Performance Outputs and Outcomes

OMB Number 2506-0133 (Expiration Date: 11/30/2023)

## Part 1: Grantee Executive Summary

As applicable, complete the charts below to provide more detailed information about the agencies and organizations responsible for the administration and implementation of the HOPWA program. Chart 1 requests general Grantee Information and Chart 2 is to be completed for each organization selected or designated as a project sponsor, as defined by 24 CFR 574.3.

*Note: If any information does not apply to your organization, please enter N/A. Do not leave any section blank.*

### 1. Grantee Information

<b>HUD Grant Number</b> 2018 HOPWA Funds: TXH18-F999 2020 HOPWA Funds: TXH20-F999 2020 HOPWA-CV Funds: TXH20-FHW999	<b>Operating Year for this report</b> From (mm/dd/yy) 09/01/20      To (mm/dd/yy) 08/31/21			
<b>Grantee Name</b> The State of Texas HOPWA Formula Program – Texas Department of State Health Services				
<b>Business Address</b>	P.O. Box 149347, Mail Code 1873			
<b>City, County, State, Zip</b>	Austin	Travis	TX	78714-9347
<b>Employer Identification Number (EIN) or Tax Identification Number (TIN)</b>	1-32-0113643-A2			
<b>DUN &amp; Bradstreet Number (DUNs):</b>	807391511	<b>System for Award Management (SAM)::</b> Is the grantee's SAM status currently active? <input checked="" type="checkbox"/> Yes <input type="checkbox"/> No If yes, provide SAM Number: 807391511		
<b>Congressional District of Grantee's Business Address</b>	10			
<b>*Congressional District of Primary Service Area(s)</b>	N/A			
<b>*City(ies) and County(ies) of Primary Service Area(s)</b>	Cities: N/A		Counties: N/A	
<b>Organization's Website Address</b>  <a href="http://www.dshs.texas.gov">www.dshs.texas.gov</a>	<b>Is there a waiting list(s) for HOPWA Housing Subsidy Assistance Services in the Grantee Service Area?</b> <input type="checkbox"/> Yes <input checked="" type="checkbox"/> No If yes, explain in the narrative section what services maintain a waiting list and how this list is administered. N/A			

\* Service delivery area information only needed for program activities being directly carried out by the grantee.

## 2. Project Sponsor Information

Please complete Chart 2 for each organization designated or selected to serve as a project sponsor, as defined by 24 CFR 574.3. Use this section to report on organizations involved in the direct delivery of services for client households.

*Note: If any information does not apply to your organization, please enter N/A.*

<b>Project Sponsor Agency Name</b>	Alamo Area Resource Center			<b>Parent Company Name, if applicable</b>	N/A
<b>Name and Title of Contact at Project Sponsor Agency</b>	Howard Rogers, Executive Director				
<b>Email Address</b>	<a href="mailto:howardr@aacrsa.com">howardr@aacrsa.com</a>				
<b>Business Address</b>	303 North Frio Street				
<b>City, County, State, Zip,</b>	San Antonio	Bexar	Texas	78207	
<b>Phone Number (with area code)</b>	210-625-7200	<b>Fax Number (with area code)</b>		210-591-0807	
<b>Employer Identification Number (EIN) or Tax Identification Number (TIN)</b>	74-2583211				
<b>DUN &amp; Bradstreet Number (DUNS):</b>	825117906				
<b>Congressional District of Project Sponsor's Business Address</b>	35				
<b>Congressional District(s) of Primary Service Area(s)</b>	15, 20, 21, 23, 25, 27, 28, 34, 35				
<b>City(ies) <u>and</u> County(ies) of Primary Service Area(s)</b>	<p><b>Cities:</b> Adkins, Alamo Heights, Atascosa, Balcones Heights, Bandera, Bergheim, Bigfoot, Blanco, Boerne, Bulverde, Campbellton, Canyon Lake, Castle Hills, Castroville, Center Point, Charlotte, China Grove, Christine, Cibolo, Comfort, Converse, Devine, D'Hanis, Dilley, Doss, Ecleto, Elmendorf, Fair Oaks Ranch, Falls City, Fischer, Floresville, Fredericksburg, Garden Ridge, Geronimo, Gillett, Grey Forest, Harper, Helotes, Hill Country Village, Hobson, Hollywood Park, Hondo, Hunt, Ingram, Jourdanton, Karnes City, Kendalia, Kenedy, Kerrville, Kingsbury, Kirby, La Coste, La Vernia, Leesville, Leming, Leon Valley, Live Oak, Lytle, Macdona, Marion, McQueeney, Mico, Moore, Mountain Home, Natalia, New Berlin, New Braunfels, Nixon, Olmos Park, Pandora, Panna Maria, Pearsall, Peggy, Pipe Creek, Pleasanton, Poteet, Poth, Rio Medina, Runge, Saint Hedwig, San Antonio, Santa Clara, Schertz, Seguin, Selma, Shavano Park, Somerset, Spring Branch, St. Hedwig, Staples, Stockdale, Stonewall, Sutherland Springs, Tarpley, Terrell Hills, Universal City, Vanderpool, Von Ormy, Waring, Willow City, Windcrest, Yancey</p> <p><b>Counties:</b> Atascosa, Bandera, Bexar, Comal, Frio, Gillespie, Guadalupe, Karnes, Kendall, Kerr, Medina, Wilson</p>				
<b>Total HOPWA contract amount for this Organization for the operating year</b>	2018 HOPWA:		\$0.00		
	2020 HOPWA:		\$246,902.00		
	2020 HOPWA-CV:		\$25,000.00		
	Total:		\$271,902.00		
<b>Organization's Website Address</b>	<a href="http://www.aacrsa.com">www.aacrsa.com</a>				
<b>Is the sponsor a nonprofit organization?</b> <input checked="" type="checkbox"/> Yes <input type="checkbox"/> No <i>Please check if yes and a faith-based organization.</i>	<b>Does your organization maintain a waiting list?</b> <input checked="" type="checkbox"/> Yes <input type="checkbox"/> No <b>If yes, explain in the narrative section how this list is administered.</b>				
<i>Please check if yes and a grassroots organization.</i>					

<b>Project Sponsor Agency Name</b>	BEAT AIDS Coalition Trust			<b>Parent Company Name, if applicable</b>	N/A
<b>Name and Title of Contact at Project Sponsor Agency</b>	Michele Durham, Executive Director				
<b>Email Address</b>	<a href="mailto:mdurham@beataids.org">mdurham@beataids.org</a>				
<b>Business Address</b>	208 West Euclid Avenue				
<b>City, County, State, Zip,</b>	San Antonio	Bexar	Texas	78212	
<b>Phone Number (with area code)</b>	210-212-2266	<b>Fax Number (with area code)</b>		210-271-3600	
<b>Employer Identification Number (EIN) or Tax Identification Number (TIN)</b>	74-2495767				
<b>DUN &amp; Bradstreet Number (DUNS):</b>	942169418				
<b>Congressional District of Project Sponsor's Business Address</b>	35				
<b>Congressional District(s) of Primary Service Area(s)</b>	15, 20, 21, 23, 25, 27, 28, 34, 35				
<b>City(ies) <u>and</u> County(ies) of Primary Service Area(s)</b>	<p><b>Cities:</b> Adkins, Alamo Heights, Atascosa, Balcones Heights, Bandera, Bergheim, Bigfoot, Blanco, Boerne, Bulverde, Campbellton, Canyon Lake, Castle Hills, Castroville, Center Point, Charlotte, China Grove, Christine, Cibolo, Comfort, Converse, Devine, D'Hanis, Dilley, Doss, Ecleto, Elmendorf, Fair Oaks Ranch, Falls City, Fischer, Floresville, Fredericksburg, Garden Ridge, Geronimo, Gillett, Grey Forest, Harper, Helotes, Hill Country Village, Hobson, Hollywood Park, Hondo, Hunt, Ingram, Jourdanton, Karnes City, Kendalia, Kenedy, Kerrville, Kingsbury, Kirby, La Coste, La Vernia, Leesville, Leming, Leon Valley, Live Oak, Lytle, Macdona, Marion, McQueeney, Mico, Moore, Mountain Home, Natalia, New Berlin, New Braunfels, Nixon, Olmos Park, Pandora, Panna Maria, Pearsall, Peggy, Pipe Creek, Pleasanton, Poteet, Poth, Rio Medina, Runge, Saint Hedwig, San Antonio, Santa Clara, Schertz, Seguin, Selma, Shavano Park, Somerset, Spring Branch, St. Hedwig, Staples, Stockdale, Stonewall, Sutherland Springs, Tarpley, Terrell Hills, Universal City, Vanderpool, Von Ormy, Waring, Willow City, Windcrest, Yancey</p> <p><b>Counties:</b> Atascosa, Bandera, Bexar, Comal, Frio, Gillespie, Guadalupe, Karnes, Kendall, Kerr, Medina, Wilson</p>				
<b>Total HOPWA contract amount for this Organization for the operating year</b>	2018 HOPWA:		\$0.00		
	2020 HOPWA:		\$75,636.00		
	2020 HOPWA-CV:		\$0.00		
	Total:		\$75,636.00		

<b>Organization's Website Address</b>	<a href="http://www.beataids.org">www.beataids.org</a>
<b>Is the sponsor a nonprofit organization?</b> <input checked="" type="checkbox"/> Yes <input type="checkbox"/> No <i>Please check if yes and a faith-based organization.</i> <i>Please check if yes and a grassroots organization.</i>	<b>Does your organization maintain a waiting list?</b> <input checked="" type="checkbox"/> Yes <input type="checkbox"/> No <b>If yes, explain in the narrative section how this list is administered.</b>

<b>Project Sponsor Agency Name</b>	Big Country AIDS Resources	<b>Parent Company Name, if applicable</b>	N/A
<b>Name and Title of Contact at Project Sponsor Agency</b>	James Wagstaff, Executive Director		
<b>Email Address</b>	<a href="mailto:james.wagstaff@pacenters.org">james.wagstaff@pacenters.org</a>		
<b>Business Address</b>	402 Butternut Street		
<b>City, County, State, Zip,</b>	Abilene	Taylor	Texas 79602
<b>Phone Number (with area code)</b>	325-672-3077	<b>Fax Number (with area code)</b>	888-602-9310
<b>Employer Identification Number (EIN) or Tax Identification Number (TIN)</b>	75-2235135		
<b>DUN &amp; Bradstreet Number (DUNs):</b>	96-6501434		
<b>Congressional District of Project Sponsor's Business Address</b>	19		
<b>Congressional District(s) of Primary Service Area(s)</b>	11, 13, 19, 25		
<b>City(ies) and County(ies) of Primary Service Area(s)</b>	<b>Cities:</b> Abilene, Albany, Anson, Aspermont, Avoca, Baird, Ballinger, Bangs, Benjamin, Blackwell, Blanket, Breckenridge, Brookesmith, Brownwood, Buffalo Gap, Burkett, Caddo, Carbon, Cisco, Clyde, Coleman, Colorado City, Comanche, Cross Plains, De Leon, Desdemona, Dunn, Early, Eastland, Energy, Fluvanna, Girard, Goldsboro, Goree, Gorman, Gouldbusk, Gustine, Hamlin, Haskell, Hawley, Hermleigh, Impact, Ira, Jayton, Knox City, Lawn, Loraine, Lueders, Maryneal, May, McCaulley, Merkel, Miles, Moran, Munday, Nolan, Norton, Novice, O'Brien, Old Glory, Olden, Ovalo, Proctor, Putnam, Ranger, Rising Star, Roby, Rochester, Rockwood, Roscoe, Rotan, Rowena, Rule, Santa Anna, Sidney, Snyder, Stamford, Sweetwater, Sylvester, Talpa, Throckmorton, Trent, Tuscola, Tye, Valera, Voss, Weinert, Westbrook, Wingate, Winters, Woodson, Zephyr <b>Counties:</b> Brown, Callahan, Coleman, Comanche, Eastland, Fisher, Haskell, Jones, Kent, Knox, Mitchell, Nolan, Runnels, Scurry, Shackelford, Stephens, Stonewall, Taylor, Throckmorton		
<b>Total HOPWA contract amount for this Organization for the operating year</b>	2018 HOPWA: \$0.00 2020 HOPWA: \$159,233.00 2020 HOPWA-CV: \$34,895.38 Total: \$194,128.38		
<b>Organization's Website Address</b>	<a href="http://www.bcartx.com">www.bcartx.com</a>		
<b>Is the sponsor a nonprofit organization?</b> <input checked="" type="checkbox"/> Yes <input type="checkbox"/> No <i>Please check if yes and a faith-based organization.</i> <i>Please check if yes and a grassroots organization.</i>	<b>Does your organization maintain a waiting list?</b> <input checked="" type="checkbox"/> Yes <input type="checkbox"/> No <b>If yes, explain in the narrative section how this list is administered.</b>		

<b>Project Sponsor Agency Name</b>	Community Action of Central Texas	<b>Parent Company Name, if applicable</b>	N/A
<b>Name and Title of Contact at Project Sponsor Agency</b>	Stacey Martinez, Program Manager		
<b>Email Address</b>	<a href="mailto:smartinez@communityaction.com">smartinez@communityaction.com</a>		
<b>Business Address</b>	215 South Reimer Avenue, Unit 130		
<b>City, County, State, Zip,</b>	San Marcos	Hays	Texas 78666
<b>Phone Number (with area code)</b>	512-392-1161	<b>Fax Number (with area code)</b>	512-396-4255
<b>Employer Identification Number (EIN) or Tax Identification Number (TIN)</b>	74-1541726		
<b>DUN &amp; Bradstreet Number (DUNs):</b>	037318342		
<b>Congressional District of Project Sponsor's Business Address</b>	35		
<b>Congressional District(s) of Primary Service Area(s)</b>	10, 11, 17, 21, 25, 27, 31, 35		
<b>City(ies) and County(ies) of Primary Service Area(s)</b>	<b>Cities:</b> Austin, Bastrop, Bear Creek, Bee Cave, Bertram, Blanco, Bluffton, Briarcliff, Briggs, Buchanan Dam, Buda, Burnet, Carmine, Castell, Cedar Creek, Cedar Park, Cottonwood Shores, Coupland, Creedmoor, Dale, Del Valle, Dime Box, Driftwood, Dripping Springs, Elgin, Ellinger, Fayetteville, Fentress, Flatonia, Florence, Georgetown, Giddings, Granger, Granite Shoals, Hays, Highland Haven, Horseshoe Bay, Hutto, Hye, Jarrell, Johnson City, Jonestown, Kingsland, Kyle, La Grange, Lago Vista, Lakeway, Leander, Ledbetter, Lexington, Liberty Hill, Lincoln, Llano, Lockhard, Lockhart, Luling, Manchaca, Manor, Marble Falls, Martindale, Maxwell, Mc Neil, McDade, Meadowlakes, Mountain City, Muldoon, Mustang Ridge, Niederwald, Paige, Pflugerville, Plum, Point Venture, Prairie Lea, Red Rock, Rollingwood, Rosanky, Round Mountain, Round Rock, Round Top, San Leanna, San Marcos, Schulenburg, Schwertner, Smithville, Spicewood, Sunrise Beach, Sunset Valley, Taylor, The Hills, Thrall, Tow, Uhland, Valley Spring, Volente, Walburg, Warda, Warrenton, Webberville, Weir, West Lake Hills, West Point, Wimberley, Woodcreek <b>Counties:</b> Bastrop, Blanco, Burnet, Caldwell, Fayette, Hays, Lee, Llano, Travis, Williamson		
<b>Total HOPWA contract amount for this Organization for the operating year</b>	2018 HOPWA: \$5,678.00 2020 HOPWA: \$45,524.00 2020 HOPWA-CV: \$11,505.01 Total: \$62,707.01		
<b>Organization's Website Address</b>	<a href="http://communityaction.com/">http://communityaction.com/</a>		
<b>Is the sponsor a nonprofit organization?</b> <input checked="" type="checkbox"/> Yes <input type="checkbox"/> No <i>Please check if yes and a faith-based organization.</i> <i>Please check if yes and a grassroots organization.</i>	<b>Does your organization maintain a waiting list?</b> <input checked="" type="checkbox"/> Yes <input type="checkbox"/> No <b>If yes, explain in the narrative section how this list is administered.</b>		

<b>Project Sponsor Agency Name</b>	Project Unity	<b>Parent Company Name, if applicable</b>	Unity Partners
<b>Name and Title of Contact at Project Sponsor Agency</b>	Ella McGruder, Program Manager		
<b>Email Address</b>	<a href="mailto:emcgruder@project-unity.org">emcgruder@project-unity.org</a>		
<b>Business Address</b>	4001 East 29th Street, Suite 114		
<b>City, County, State, Zip,</b>	Bryan	Brazos	Texas 77802
<b>Phone Number (with area code)</b>	979-595-2900	<b>Fax Number (with area code)</b>	979-595-2901
<b>Employer Identification Number (EIN) or Tax Identification Number (TIN)</b>	74-2932865		
<b>DUN &amp; Bradstreet Number (DUNS):</b>	03059121		
<b>Congressional District of Project Sponsor's Business Address</b>	17		
<b>Congressional District(s) of Primary Service Area(s)</b>	8, 10, 17		
<b>City(ies) and County(ies) of Primary Service Area(s)</b>	<b>Cities:</b> Anderson, Bedias, Bremond, Brenham, Bryan, Buffalo, Burton, Caldwell, Calvert, Centerville, Chappell Hill, Chriesman, College Station, Concord, Deanville, Flynn, Franklin, Hearme, Iola, Jewett, Kurten, Leona, Lyons, Madisonville, Marquez, Midway, Millican, Mumford, Navasota, New Baden, Normangee, North Zulch, Oakwood, Plantersville, Richards, Roans Prairie, Shiro, Snook, Somerville, Todd Mission, Washington, Wellborn, Wheelock, Wixon Valley <b>Counties:</b> Brazos, Burleson, Grimes, Leon, Madison, Robertson, Washington		
<b>Total HOPWA contract amount for this Organization for the operating year</b>	2018 HOPWA: \$2,145.94 2020 HOPWA: \$70,360.06 2020 HOPWA-CV: \$3,912.07 Total: \$76,418.07		
<b>Organization's Website Address</b>	<a href="http://www.projectunitytexas.org/">http://www.projectunitytexas.org/</a>		
<b>Is the sponsor a nonprofit organization?</b> <input checked="" type="checkbox"/> Yes <input type="checkbox"/> No Please check if yes and a faith-based organization. <input type="checkbox"/> Please check if yes and a grassroots organization. <input type="checkbox"/>	<b>Does your organization maintain a waiting list?</b> <input checked="" type="checkbox"/> Yes <input type="checkbox"/> No <b>If yes, explain in the narrative section how this list is administered.</b>		

<b>Project Sponsor Agency Name</b>	Maverick County Hospital District	<b>Parent Company Name, if applicable</b>	N/A
<b>Name and Title of Contact at Project Sponsor Agency</b>	Marcos Trevino, Program Manager		
<b>Email Address</b>	<a href="mailto:m.trevino@mchdep.org">m.trevino@mchdep.org</a>		
<b>Business Address</b>	3406 Bob Rogers Drive, Suite 290		
<b>City, County, State, Zip,</b>	Eagle Pass	Maverick	Texas 78852
<b>Phone Number (with area code)</b>	830-773-1460	<b>Fax Number (with area code)</b>	830-757-4949
<b>Employer Identification Number (EIN) or Tax Identification Number (TIN)</b>	74-6000705		
<b>DUN &amp; Bradstreet Number (DUNS):</b>	021330233		
<b>Congressional District of Project Sponsor's Business Address</b>	23		
<b>Congressional District(s) of Primary Service Area(s)</b>	21, 23, 28		
<b>City(ies) and County(ies) of Primary Service Area(s)</b>	<b>Cities:</b> Artesia Wells, Asherton, Barksdale, Batesville, Big Wells, Brackettville, Camp Wood, Carrizo Springs, Catarina, Comstock, Concan, Cotulla, Crystal City, Del Rio, Eagle Pass, El Indio, Encinal, Fowlerton, Knippa, La Pryor, Langtry, Leakey, Quemado, Rio Frio, Rocksprings, Sabinal, Spofford, Telegraph, Utopia, Uvalde <b>Counties:</b> Dimmit, Edwards, Kinney, La Salle, Maverick, Real, Uvalde, Val Verde, Zavala		
<b>Total HOPWA contract amount for this Organization for the operating year</b>	2018 HOPWA: \$9,973.18 2020 HOPWA: \$55,338.82 2020 HOPWA-CV: \$21,498.93 Total: \$86,810.93		
<b>Organization's Website Address</b>	<a href="http://www.mchdep.org">www.mchdep.org</a>		
<b>Is the sponsor a nonprofit organization?</b> <input type="checkbox"/> Yes <input checked="" type="checkbox"/> No Please check if yes and a faith-based organization. <input type="checkbox"/> Please check if yes and a grassroots organization. <input type="checkbox"/>	<b>Does your organization maintain a waiting list?</b> <input checked="" type="checkbox"/> Yes <input type="checkbox"/> No <b>If yes, explain in the narrative section how this list is administered.</b>		

<b>Project Sponsor Agency Name</b>	Shannon Supportive Health Services	<b>Parent Company Name, if applicable</b>	Shannon Business Services
<b>Name and Title of Contact at Project Sponsor Agency</b>	Vicky Howell, Program Manager		
<b>Email Address</b>	<a href="mailto:vickyhowell@shannonhealth.org">vickyhowell@shannonhealth.org</a>		
<b>Business Address</b>	2030 Pulliam Street, Suite 3		
<b>City, County, State, Zip,</b>	San Angelo	Tom Green	Texas 76905
<b>Phone Number (with area code)</b>	325-653-6741	<b>Fax Number (with area code)</b>	325-481-8456
<b>Employer Identification Number (EIN) or Tax Identification Number (TIN)</b>	43-2038769		
<b>DUN &amp; Bradstreet Number (DUNS):</b>	073150963		
<b>Congressional District of Project Sponsor's Business Address</b>	11		
<b>Congressional District(s) of Primary Service Area(s)</b>	11, 19, 21, 23		
<b>City(ies) and County(ies) of Primary Service Area(s)</b>	<b>Cities:</b> Art, Barnhart, Big Lake, Brady, Bronte, Carlsbad, Christoval, Doole, Eden, Eldorado, Eola, Fort McKavett, Fredonia, Goodfellow Afb, Hext, Junction, Knickerbocker, Lohn, London, Lowake, Mason, Melvin, Menard, Mereta, Mertzon, Millersview, Ozona, Paint Rock, Pontotoc, Robert Lee, Rochelle,		

	Roosevelt, San Angelo, Silver, Sonora, Sterling City, Tennyson, Vancourt, Veribest, Voca, Wall, Water Valley <b>Counties:</b> Coke, Concho, Crockett, Irion, Kimble, Mason, McCulloch, Menard, Reagan, Schleicher, Sterling, Sutton, Tom Green
<b>Total HOPWA contract amount for this Organization for the operating year</b>	2018 HOPWA: \$1,140.50 2020 HOPWA: \$16,532.50 2020 HOPWA-CV: \$4,455.00 Total: \$22,128.00
<b>Organization's Website Address</b>	<a href="http://www.shannonhealth.com">www.shannonhealth.com</a>
<b>Is the sponsor a nonprofit organization?</b> <input checked="" type="checkbox"/> Yes <input type="checkbox"/> No <i>Please check if yes and a faith-based organization.</i> <i>Please check if yes and a grassroots organization.</i>	<b>Does your organization maintain a waiting list?</b> <input checked="" type="checkbox"/> Yes <input type="checkbox"/> No <b>If yes, explain in the narrative section how this list is administered.</b>

<b>Project Sponsor Agency Name</b> Central Texas Support Services	<b>Parent Company Name, if applicable</b> United Way of the Greater Fort Hood Area		
<b>Name and Title of Contact at Project Sponsor Agency</b>	Aaron Montemayor, Executive Director		
<b>Email Address</b>	<a href="mailto:aaron.montemayor@aol.com">aaron.montemayor@aol.com</a>		
<b>Business Address</b>	606 South Gray Street, Suite 606		
<b>City, County, State, Zip,</b>	Killeen	Bell	Texas 76541
<b>Phone Number (with area code)</b>	254-778-2495	<b>Fax Number (with area code)</b>	254-778-2912
<b>Employer Identification Number (EIN) or Tax Identification Number (TIN)</b>	74-1750544		
<b>DUN &amp; Bradstreet Number (DUNs):</b>	16144021		
<b>Congressional District of Project Sponsor's Business Address</b>	31		
<b>Congressional District(s) of Primary Service Area(s)</b>	11, 17, 25, 31		
<b>City(ies) and County(ies) of Primary Service Area(s)</b>	<b>Cities:</b> Bartlett, Belton, Bend, Buckholts, Burlington, Cameron, Carlton, Cherokee, Copperas Cove, Davilla, Evant, Flat, Fort Hood, Gatesville, Gause, Goldthwaite, Hamilton, Harker Heights, Heidenheimer, Hico, Holland, Jonesboro, Kempner, Killeen, Lampasas, Little River-Academy, Lometa, Milano, Morgan's Point Resort, Mound, Mullin, Nolanville, Oglesby, Pendleton, Pottsville, Priddy, Purmela, Richland Springs, Rockdale, Rogers, Salado, San Saba, South Mountain, Star, Temple, Thorndale, Troy <b>Counties:</b> Bell, Coryell, Hamilton, Lampasas, Milam, Mills, San Saba		
<b>Total HOPWA contract amount for this Organization for the operating year</b>	2018 HOPWA: \$0.00 2020 HOPWA: \$9,896.00 2020 HOPWA-CV: \$0.00 Total: \$9,896.00		
<b>Organization's Website Address</b>	<a href="https://www.unitedway.org/local/united-states/texas/united-way-of-the-greater-fort-hood-area">https://www.unitedway.org/local/united-states/texas/united-way-of-the-greater-fort-hood-area</a>		
<b>Is the sponsor a nonprofit organization?</b> <input checked="" type="checkbox"/> Yes <input type="checkbox"/> No <i>Please check if yes and a faith-based organization.</i> <i>Please check if yes and a grassroots organization.</i>	<b>Does your organization maintain a waiting list?</b> <input checked="" type="checkbox"/> Yes <input type="checkbox"/> No <b>If yes, explain in the narrative section how this list is administered.</b>		

<b>Project Sponsor Agency Name</b> Victoria County Public Health Department	<b>Parent Company Name, if applicable</b> N/A		
<b>Name and Title of Contact at Project Sponsor Agency</b>	Derrick Neal, Executive Director		
<b>Email Address</b>	<a href="mailto:dneal@vctx.org">dneal@vctx.org</a>		
<b>Business Address</b>	2805 North Navarro Street, Suite 104		
<b>City, County, State, Zip,</b>	Victoria	Victoria	Texas 77901
<b>Phone Number (with area code)</b>	361-578-6281	<b>Fax Number (with area code)</b>	361-575-6342
<b>Employer Identification Number (EIN) or Tax Identification Number (TIN)</b>	74-6002445		
<b>DUN &amp; Bradstreet Number (DUNs):</b>	603165804		
<b>Congressional District of Project Sponsor's Business Address</b>	27		
<b>Congressional District(s) of Primary Service Area(s)</b>	27, 34		
<b>City(ies) and County(ies) of Primary Service Area(s)</b>	<b>Cities:</b> Belmont, Berclair, Bloomington, Cost, Cuero, Edna, Fannin, Francitas, Ganado, Goliad, Gonzales, Hallettsville, Harwood, Hochheim, Inez, La Salle, La Ward, Leesville, Lolita, McFaddin, Meyersville, Moulton, Nixon, Nordheim, Nursery, Ottine, Placedo, Point Comfort, Port Lavaca, Port O'Connor, Seadrift, Shiner, Smiley, Sublime, Sweet Home, Telferner, Thomaston, Vanderbilt, Victoria, Waelder, Weesatche, Westhoff, Wrightsboro, Yoakum, Yorktown <b>Counties:</b> Calhoun, DeWitt, Goliad, Gonzales, Jackson, Lavaca, Victoria		
<b>Total HOPWA contract amount for this Organization for the operating year</b>	2018 HOPWA: \$5,956.77 2020 HOPWA: \$133,075.23 2020 HOPWA-CV: \$19,695.00 Total: \$158,727.00		
<b>Organization's Website Address</b>	<a href="https://www.vcpd.org/">https://www.vcpd.org/</a>		
<b>Is the sponsor a nonprofit organization?</b> <input type="checkbox"/> Yes <input checked="" type="checkbox"/> No <i>Please check if yes and a faith-based organization.</i> <i>Please check if yes and a grassroots organization.</i>	<b>Does your organization maintain a waiting list?</b> <input checked="" type="checkbox"/> Yes <input type="checkbox"/> No <b>If yes, explain in the narrative section how this list is administered.</b>		



<b>Project Sponsor Agency Name</b>	Waco-McLennan County Public Health District	<b>Parent Company Name, if applicable</b>	N/A
<b>Name and Title of Contact at Project Sponsor Agency</b>	Laurel Churchman, Program Manager		
<b>Email Address</b>	<a href="mailto:laurelc@wacotx.gov">laurelc@wacotx.gov</a>		
<b>Business Address</b>	225 West Waco Drive		
<b>City, County, State, Zip,</b>	Waco	McLennan	Texas 76707
<b>Phone Number (with area code)</b>	254-750-5499	<b>Fax Number (with area code)</b>	254-750-5480
<b>Employer Identification Number (EIN) or Tax Identification Number (TIN)</b>	74-6002468		
<b>DUN &amp; Bradstreet Number (DUNs):</b>	075090779		
<b>Congressional District of Project Sponsor's Business Address</b>	17		
<b>Congressional District(s) of Primary Service Area(s)</b>	17, 25, 31		
<b>City(ies) and County(ies) of Primary Service Area(s)</b>	<b>Cities:</b> Abbott, Aquilla, Axtell, Bellmead, Beverly Hills, Blum, Brandon, Bruceville, Bruceville-Eddy, Bynum, Carl's Corner, Chilton, China Spring, Clifton, Coolidge, Covington, Cranfills Gap, Crawford, Donie, Eddy, Elm Mott, Fairfield, Gholson, Golinda, Groesbeck, Hallsburg, Hewitt, Hillsboro, Hubbard, Iredell, Irene, Itasca, Kirvin, Kopperl, Kosse, Lacy-Lakeview, Laguna Park, Leroy, Lorena, Lott, Malone, Marlin, Mart, McGregor, Meridian, Mertens, Mexia, Moody, Morgan, Mount Calm, Penelope, Prairie Hill, Reagan, Riesel, Robinson, Rosebud, Ross, Satin, Streetman, Teague, Tehuacana, Thornton, Valley Mills, Waco, Walnut Springs, West, Whitney, Woodway, Wortham <b>Counties:</b> Bosque, Falls, Freestone, Hill, Limestone, McLennan		
<b>Total HOPWA contract amount for this Organization for the operating year</b>	2018 HOPWA: \$3,438.61 2020 HOPWA: \$65,561.39 2020 HOPWA-CV: \$0.00 Total: \$69,000.00		
<b>Organization's Website Address</b>	<a href="http://www.waco-texas.com/cms-healthdepartment/">www.waco-texas.com/cms-healthdepartment/</a>		
<b>Is the sponsor a nonprofit organization?</b> <input type="checkbox"/> Yes <input checked="" type="checkbox"/> No Please check if yes and a faith-based organization. <input type="checkbox"/> Please check if yes and a grassroots organization. <input type="checkbox"/>	<b>Does your organization maintain a waiting list?</b> <input checked="" type="checkbox"/> Yes <input type="checkbox"/> No <b>If yes, explain in the narrative section how this list is administered.</b>		

<b>Project Sponsor Agency Name</b>	NORTEX Regional Planning Commission	<b>Parent Company Name, if applicable</b>	N/A
<b>Name and Title of Contact at Project Sponsor Agency</b>	Diane Morgan, Program Manager		
<b>Email Address</b>	<a href="mailto:dmorgan@nortexrpc.org">dmorgan@nortexrpc.org</a>		
<b>Business Address</b>	4309 Old Jacksboro Highway, Suite 200		
<b>City, County, State, Zip,</b>	Wichita Falls	Wichita	Texas 76302
<b>Phone Number (with area code)</b>	940-322-5281	<b>Fax Number (with area code)</b>	940-264-6165
<b>Employer Identification Number (EIN) or Tax Identification Number (TIN)</b>	75-12779193		
<b>DUN &amp; Bradstreet Number (DUNs):</b>	07-3155186		
<b>Congressional District of Project Sponsor's Business Address</b>	13		
<b>Congressional District(s) of Primary Service Area(s)</b>	13, 19		
<b>City(ies) and County(ies) of Primary Service Area(s)</b>	<b>Cities:</b> Archer City, Bellevue, Bluegrove, Bowie, Bryson, Burkburnett, Byers, Cashion, Cee Vee, Chillicothe, Crowell, Dean, Electra, Forestburg, Graham, Harrold, Henrietta, Holliday, Iowa Park, Jacksboro, Jermyn, Jolly, Kamay, Lakeside City, Loving, Megargel, Montague, Newcastle, Nocona, Odell, Oklaunion, Olney, Paducah, Perrin, Petrolia, Pleasant Valley, Quanah, Ringgold, Saint Jo, Scotland, Seymour, South Bend, Sunset, Vernon, Wichita Falls, Windthorst <b>Counties:</b> Archer, Baylor, Clay, Cottle, Foard, Hardeman, Jack, Montague, Wichita, Wilbarger, Young		
<b>Total HOPWA contract amount for this Organization for the operating year</b>	2018 HOPWA: \$4,370.00 2020 HOPWA: \$108,418.00 2020 HOPWA-CV: \$10,382.73 Total: \$123,170.73		
<b>Organization's Website Address</b>	<a href="http://www.nortexrpc.org/default.htm">http://www.nortexrpc.org/default.htm</a>		
<b>Is the sponsor a nonprofit organization?</b> <input type="checkbox"/> Yes <input checked="" type="checkbox"/> No Please check if yes and a faith-based organization. <input type="checkbox"/> Please check if yes and a grassroots organization. <input type="checkbox"/>	<b>Does your organization maintain a waiting list?</b> <input checked="" type="checkbox"/> Yes <input type="checkbox"/> No <b>If yes, explain in the narrative section how this list is administered.</b>		

<b>Project Sponsor Agency Name</b>	Dallas County Health and Human Services	<b>Parent Company Name, if applicable</b>	N/A
<b>Name and Title of Contact at Project Sponsor Agency</b>	Julia Chavarria, HOPWA Supervisor		
<b>Email Address</b>	<a href="mailto:julia.chavarria@dallascounty.org">julia.chavarria@dallascounty.org</a>		
<b>Business Address</b>	2377 North Stemmons Freeway, Suite 200, LB-16		
<b>City, County, State, Zip,</b>	Dallas	Dallas	Texas 75207
<b>Phone Number (with area code)</b>	214-819-1936	<b>Fax Number (with area code)</b>	214-819-6023
<b>Employer Identification Number (EIN) or Tax Identification Number (TIN)</b>	75-6000905		
<b>DUN &amp; Bradstreet Number (DUNs):</b>	073128597		
<b>Congressional District of Project Sponsor's Business Address</b>	30		
<b>Congressional District(s) of Primary Service Area(s)</b>	3, 4, 5, 6, 17, 24, 25, 26, 30, 32, 33		
<b>City(ies) and County(ies) of Primary Service Area(s)</b>	<b>Cities:</b> Addison, Allen, Alma, Angus, Anna, Argyle, Aubrey, Avalon, Balch Springs, Bardwell, Barry, Bartonville, Blooming Grove, Blue Ridge, Caddo Mills, Campbell, Carrollton, Cedar Hill, Celeste, Celina, Chatfield, Cockrell Hill, Combine, Commerce, Copeville, Coppell, Copper Canyon, Corinth,		

	Corral City, Corsicana, Cottonwood, Crandall, Cross Roads, Dallas, Dawson, Denton, Desoto, Dish, Double Oak, Duncanville, Elmo, Emhouse, Ennis, Eureka, Fairview, Farmers Branch, Farmersville, Fate, Ferris, Flower Mound, Forney, Forrester, Frisco, Frost, Garland, Garrett, Glenn Heights, Goodlow, Grand Prairie, Grays Prairie, Greenville, Hackberry, Hawk Cove, Heath, Hebron, Hickory Creek, Highland Park, Highland Village, Hutchins, Irving, Italy, Josephine, Justin, Kaufman, Kemp, Kerens, Krugerville, Krum, Lake Dallas, Lakewood Village, Lancaster, Lavon, Lewisville, Lincoln Park, Little Elm, Lone Oak, Lowry Crossing, Lucas, Mabank, Maypearl, McKinney, McLendon-Chisholm, Melissa, Merit, Mesquite, Midlothian, Mildred, Milford, Mobile City, Murphy, Mustang, Navarro, Nevada, New Hope, Neylandville, Northlake, Oak Grove, Oak Leaf, Oak Point, Oak Ridge, Oak Valley, Ovilla, Palmer, Parker, Pecan Hill, Pilot Point, Plano, Ponder, Post Oak Bend, Powell, Princeton, Prosper, Providence, Purdon, Quinlan, Red Oak, Retreat, Rice, Richardson, Richland, Roanoke, Rockwall, Rosser, Rowlett, Roysse City, Sachse, Sanger, Scurry, Seagoville, Shady Shores, St. Paul, Sunnyvale, Talty, Terrell, The Colony, Trophy Club, Union Valley, University Park, Waxahachie, West Tawakoni, Westminster, Weston, Wilmer, Wolfe City, Wylie <b>Counties:</b> Collin, Dallas, Denton, Ellis, Hunt, Kaufman, Navarro, Rockwall
<b>Total HOPWA contract amount for this Organization for the operating year</b>	2018 HOPWA: \$0.00 2020 HOPWA: \$343,244.00 2020 HOPWA-CV: \$0.00 Total: \$343,244.00
<b>Organization's Website Address</b>	<a href="https://www.dallascounty.org/department/hhs/home.html">https://www.dallascounty.org/department/hhs/home.html</a>
<b>Is the sponsor a nonprofit organization?</b> <input type="checkbox"/> Yes <input checked="" type="checkbox"/> No <i>Please check if yes and a faith-based organization.</i> <i>Please check if yes and a grassroots organization.</i>	<b>Does your organization maintain a waiting list?</b> <input checked="" type="checkbox"/> Yes <input type="checkbox"/> No <b>If yes, explain in the narrative section how this list is administered.</b>

<b>Project Sponsor Agency Name</b> Your Health Clinic	<b>Parent Company Name, if applicable</b> N/A		
<b>Name and Title of Contact at Project Sponsor Agency</b>	Gwynne Palmore, Executive Director		
<b>Email Address</b>	<a href="mailto:g.palmore@verizon.net">g.palmore@verizon.net</a>		
<b>Business Address</b>	1521 Baker Road		
<b>City, County, State, Zip,</b>	Sherman	Grayson	Texas 75090
<b>Phone Number (with area code)</b>	903-891-1972	<b>Fax Number (with area code)</b>	903-892-6093
<b>Employer Identification Number (EIN) or Tax Identification Number (TIN)</b>	75-2395756		
<b>DUN &amp; Bradstreet Number (DUNS):</b>	879477875		
<b>Congressional District of Project Sponsor's Business Address</b>	4		
<b>Congressional District(s) of Primary Service Area(s)</b>	4, 13, 26		
<b>City(ies) and County(ies) of Primary Service Area(s)</b>	<b>Cities:</b> Bailey, Bells, Bonham, Callisburg, Collinsville, Denison, Dodd City, Dorchester, Ector, Era, Gainesville, Gober, Gordonville, Gunter, Honey Grove, Howe, Ivanhoe, Knollwood, Ladonia, Leonard, Lindsay, Muenster, Myra, Pottsboro, Randolph, Ravenna, Rosston, Sadler, Savoy, Sherman, Southmayd, Telephone, Tioga, Tom Bean, Trenton, Valley View, Van Alstyne, Whitesboro, Whitewright, Windom <b>Counties:</b> Cooke, Fannin, Grayson		
<b>Total HOPWA contract amount for this Organization for the operating year</b>	2018 HOPWA: \$0.00 2020 HOPWA: \$159,198.00 2020 HOPWA-CV: \$45,434.61 Total: \$204,632.61		
<b>Organization's Website Address</b>	<a href="https://www.callieclinic.org/">https://www.callieclinic.org/</a>		
<b>Is the sponsor a nonprofit organization?</b> <input checked="" type="checkbox"/> Yes <input type="checkbox"/> No <i>Please check if yes and a faith-based organization.</i> <i>Please check if yes and a grassroots organization.</i>	<b>Does your organization maintain a waiting list?</b> <input checked="" type="checkbox"/> Yes <input type="checkbox"/> No <b>If yes, explain in the narrative section how this list is administered.</b>		

<b>Project Sponsor Agency Name</b> Baptist Hospitals of Southeast Texas	<b>Parent Company Name, if applicable</b> N/A		
<b>Name and Title of Contact at Project Sponsor Agency</b>	Lila Stevens, Social Worker		
<b>Email Address</b>	<a href="mailto:lila.stevens@bhsset.net">lila.stevens@bhsset.net</a>		
<b>Business Address</b>	810 Hospital Drive, Suite 350		
<b>City, County, State, Zip,</b>	Beaumont	Jefferson	Texas 77701
<b>Phone Number (with area code)</b>	409-212-7474	<b>Fax Number (with area code)</b>	409-212-7470
<b>Employer Identification Number (EIN) or Tax Identification Number (TIN)</b>	74-1303720		
<b>DUN &amp; Bradstreet Number (DUNS):</b>	010787653		
<b>Congressional District of Project Sponsor's Business Address</b>	14		
<b>Congressional District(s) of Primary Service Area(s)</b>	14, 36		
<b>City(ies) and County(ies) of Primary Service Area(s)</b>	<b>Cities:</b> Batson, Beaumont, Bevil Oaks, Bridge City, China, Groves, Hamshire, Kountze, Lumberton, Mauriceville, Nederland, Nome, Orange, Orangefield, Pine Forest, Port Arthur, Port Neches, Rose City, Rose Hill Acres, Sabine Pass, Saratoga, Silsbee, Sour Lake, Taylor Landing, Thicket, Vidor, Village Mills, Votaw, West Orange <b>Counties:</b> Hardin, Jefferson, Orange		
<b>Total HOPWA contract amount for this Organization for the operating year</b>	2018 HOPWA: \$0.00 2020 HOPWA: \$257,435.00 2020 HOPWA-CV: \$0.00		

	Total:	\$257,435.00
<b>Organization's Website Address</b>	<a href="https://www.bhset.net/our-services/smarthealth-clinic/">https://www.bhset.net/our-services/smarthealth-clinic/</a>	
Is the sponsor a nonprofit organization? <input checked="" type="checkbox"/> Yes <input type="checkbox"/> No Please check if yes and a faith-based organization. Please check if yes and a grassroots organization.	Does your organization maintain a waiting list? <input checked="" type="checkbox"/> Yes <input type="checkbox"/> No If yes, explain in the narrative section how this list is administered.	

<b>Project Sponsor Agency Name</b>	Access Health (Houston HSDA)	<b>Parent Company Name, if applicable</b>	Fort Bend Family Health Center
<b>Name and Title of Contact at Project Sponsor Agency</b>	Vaughn P. O'Neal, Executive Director		
<b>Email Address</b>	<a href="mailto:voneal@myaccesshealth.org">voneal@myaccesshealth.org</a>		
<b>Business Address</b>	400 Austin Street		
<b>City, County, State, Zip,</b>	Richmond	Fort Bend	Texas 77469
<b>Phone Number (with area code)</b>	281-633-3138	<b>Fax Number (with area code)</b>	281-633-3174
<b>Employer Identification Number (EIN) or Tax Identification Number (TIN)</b>	76-1951476		
<b>DUN &amp; Bradstreet Number (DUNs):</b>	055547848		
<b>Congressional District of Project Sponsor's Business Address</b>	2		
<b>Congressional District(s) of Primary Service Area(s)</b>	14, 22, 27		
<b>City(ies) and County(ies) of Primary Service Area(s)</b>	<b>Cities:</b> Alvin, Angleton, Bacliff, Bailey'S Prairie, Bay City, Bayou Vista, Blessing, Bonney, Brazoria, Brookside Village, Cedar Lane, Clear Lake Shores, Clute, Collegeport, Damon, Danbury, Danciger, Dickinson, Elmaton, Freeport, Friendswood, Galveston, Gilchrist, High Island, Hillcrest Village, Hitchcock, Holiday Lakes, Iowa Colony, Jamaica Beach, Jones Creek, Kemah, La Marque, Lake Jackson, League City, Liverpool, Manvel, Markham, Matagorda, Midfield, Old Ocean, Oyster Creek, Palacios, Pearland, Pledger, Port Bolivar, Quintana, Richwood, Rosharon, Sandy Point, Santa Fe, Surfside Beach, Sweeny, Texas City, Tiki Island, Van Vleck, Wadsworth, West Columbia <b>Counties:</b> Brazoria, Galveston, Matagorda		
<b>Total HOPWA contract amount for this Organization for the operating year</b>	2018 HOPWA: \$0.00 2020 HOPWA: \$36,001.00 2020 HOPWA-CV: \$0.00 Total: \$36,001.00		
<b>Organization's Website Address</b>	<a href="http://www.myaccesshealth.org/">http://www.myaccesshealth.org/</a>		
Is the sponsor a nonprofit organization? <input checked="" type="checkbox"/> Yes <input type="checkbox"/> No Please check if yes and a faith-based organization. Please check if yes and a grassroots organization.	Does your organization maintain a waiting list? <input checked="" type="checkbox"/> Yes <input type="checkbox"/> No If yes, explain in the narrative section how this list is administered.		

<b>Project Sponsor Agency Name</b>	AIDS Foundation of Houston	<b>Parent Company Name, if applicable</b>	N/A
<b>Name and Title of Contact at Project Sponsor Agency</b>	Kelly Young, Executive Director		
<b>Email Address</b>	<a href="mailto:youngk@afhouston.org">youngk@afhouston.org</a>		
<b>Business Address</b>	6260 Westpark Drive, Suite 100		
<b>City, County, State, Zip,</b>	Houston	Harris	Texas 77057
<b>Phone Number (with area code)</b>	713-623-6796	<b>Fax Number (with area code)</b>	713-623-4029
<b>Employer Identification Number (EIN) or Tax Identification Number (TIN)</b>	76-0073661		
<b>DUN &amp; Bradstreet Number (DUNs):</b>	19-0074179		
<b>Congressional District of Project Sponsor's Business Address</b>	7		
<b>Congressional District(s) of Primary Service Area(s)</b>	2, 7, 8, 9, 10, 14, 18, 22, 27, 29, 36		
<b>City(ies) and County(ies) of Primary Service Area(s)</b>	<b>Cities:</b> Alief, Alleyton, Altair, Ames, Anahuac, Arcola, Barker, Baytown, Beach City, Beasley, Bellaire, Bellville, Bleiberville, Boling, Brazos Country, Brookshire, Bunker Hill Village, Cat Spring, Channelview, Cleveland, Columbus, Conroe, Cove, Crosby, Cut And Shoot, Cypress, Daisetta, Danevang, Dayton, Dayton Lakes, Deer Park, Devers, Dobbin, Dodge, Eagle Lake, East Bernard, Egypt, El Campo, El Lago, Fairchilds, Fresno, Fulshear, Galena Park, Garwood, Glen Flora, Glidden, Guy, Hankamer, Hardin, Hedwig Village, Hempstead, Highlands, Hilshire Village, Hockley, Houston, Huffman, Hufsmith, Hull, Humble, Hungerford, Hunters Creek Village, Huntsville, Industry, Jacinto City, Jersey Village, Katy, Kendleton, Kenefick, Kenney, Kingwood, La Porte, Lane City, Liberty, Lissie, Louise, Magnolia, Meadows Place, Missouri City, Mont Belvieu, Montgomery, Morgan's Point, Nada, Nassau Bay, Needville, New Caney, New Ulm, New Waverly, North Cleveland, North Houston, Oak Ridge North, Oakland, Old River-Winfree, Orchard, Panorama Village, Pasadena, Pattison, Patton Village, Pierce, Pine Island, Pinehurst, Piney Point Village, Pleak, Plum Grove, Porter, Prairie View, Raywood, Richmond, Riverside, Rock Island, Roman Forest, Romayor, Rosenberg, Rye, San Felipe, Seabrook, Sealy, Shenandoah, Sheridan, Shoreacres, Simonton, South Houston, Southside Place, Splendor, Spring, Spring Valley, Stafford, Stagecoach, Stowell, Sugar Land, Taylor Lake Village, Thompsons, Tomball, Waller, Wallis, Wallisville, Webster, Weimar, West University Place, Weston Lakes, Wharton, Willis, Winnie, Woodbranch, Woodloch <b>Counties:</b> Austin, Chambers, Colorado, Fort Bend, Harris, Liberty, Montgomery, Walker, Waller, Wharton		
<b>Total HOPWA contract amount for this Organization for the operating year</b>	2018 HOPWA: \$0.00 2020 HOPWA: \$293,307.00 2020 HOPWA-CV: \$33,092.00 Total: \$326,399.00		

<b>Organization's Website Address</b>	<a href="https://www.aidshelp.org/">https://www.aidshelp.org/</a>
<b>Is the sponsor a nonprofit organization?</b> <input checked="" type="checkbox"/> Yes <input type="checkbox"/> No <i>Please check if yes and a faith-based organization.</i> <i>Please check if yes and a grassroots organization.</i>	<b>Does your organization maintain a waiting list?</b> <input checked="" type="checkbox"/> Yes <input type="checkbox"/> No <b>If yes, explain in the narrative section how this list is administered.</b>

<b>Project Sponsor Agency Name</b>	Brown Family Health Center		<b>Parent Company Name, if applicable</b>	N/A
<b>Name and Title of Contact at Project Sponsor Agency</b>	Melody Daniels, Program Manager			
<b>Email Address</b>	<a href="mailto:mdaniels@bfhc1.org">mdaniels@bfhc1.org</a>			
<b>Business Address</b>	1407 East Main Street			
<b>City, County, State, Zip,</b>	Nacogdoches	Texas	75961	
<b>Phone Number (with area code)</b>	936-569-8240	<b>Fax Number (with area code)</b>	936-569-2217	
<b>Employer Identification Number (EIN) or Tax Identification Number (TIN)</b>	75-2355884			
<b>DUN &amp; Bradstreet Number (DUNs):</b>	800809741			
<b>Congressional District of Project Sponsor's Business Address</b>	1			
<b>Congressional District(s) of Primary Service Area(s)</b>	1, 5, 8, 36			
<b>City(ies) and County(ies) of Primary Service Area(s)</b>	<b>Cities:</b> Ace, Apple Springs, Appleby, Bon Wier, Broaddus, Bronson, Brookeland, Browndell, Buna, Burke, Burkeville, Call, Camden, Center, Centralia, Chester, Chireno, Coldspring, Colmesneil, Corrigan, Crockett, Cushing, Dallardsville, Deweyville, Diboll, Doucette, Douglass, Etoile, Evadale, Fred, Garrison, Goodrich, Grapeland, Groveton, Hemphill, Hillister, Hudson, Huntington, Huxley, Jasper, Joaquin, Kennard, Kirbyville, Latexo, Leggett, Livingston, Lovelady, Lufkin, Martinsville, Milam, Moscow, Nacogdoches, Newton, Oakhurst, Onalaska, Pennington, Pineland, Point Blank, Pointblank, Pollok, Ratcliff, Sacul, San Augustine, Seven Oaks, Shelbyville, Shepherd, Spurger, Tenaha, Timpson, Trinity, Warren, Wiergate, Woden, Woodlake, Woodville, Zavalla <b>Counties:</b> Angelina, Houston, Jasper, Nacogdoches, Newton, Polk, Sabine, San Augustine, San Jacinto, Shelby, Trinity, Tyler			
<b>Total HOPWA contract amount for this Organization for the operating year</b>	2018 HOPWA: \$0.00 2020 HOPWA: \$99,758.00 2020 HOPWA-CV: \$5,795.34 Total: \$105,553.34			
<b>Organization's Website Address</b>	<a href="http://bfhc1.org/">http://bfhc1.org/</a>			
<b>Is the sponsor a nonprofit organization?</b> <input checked="" type="checkbox"/> Yes <input type="checkbox"/> No <i>Please check if yes and a faith-based organization.</i> <i>Please check if yes and a grassroots organization.</i>	<b>Does your organization maintain a waiting list?</b> <input checked="" type="checkbox"/> Yes <input type="checkbox"/> No <b>If yes, explain in the narrative section how this list is administered.</b>			

<b>Project Sponsor Agency Name</b>	Special Health Resources for Texas (Texarkana-Paris HSDA)		<b>Parent Company Name, if applicable</b>	N/A
<b>Name and Title of Contact at Project Sponsor Agency</b>	Theresa Jones, Program Director			
<b>Email Address</b>	<a href="mailto:thjones@shrt.net">thjones@shrt.net</a>			
<b>Business Address</b>	410 North Fourth Street			
<b>City, County, State, Zip,</b>	Longview	Gregg	Texas	75601
<b>Phone Number (with area code)</b>	903-792-5924	<b>Fax Number (with area code)</b>	903-234-9769	
<b>Employer Identification Number (EIN) or Tax Identification Number (TIN)</b>	75-2405203			
<b>DUN &amp; Bradstreet Number (DUNs):</b>	13-582-6449			
<b>Congressional District of Project Sponsor's Business Address</b>	1			
<b>Congressional District(s) of Primary Service Area(s)</b>	1, 4, 5			
<b>City(ies) and County(ies) of Primary Service Area(s)</b>	<b>Cities:</b> Annona, Arthur City, Atlanta, Avery, Avinger, Bagwell, Ben Franklin, Bivins, Bloomburg, Blossom, Bogata, Brashear, Brookston, Cason, Chicota, Clarksville, Como, Cookville, Cooper, Cumby, Cunningham, Daingerfield, De Kalb, Deport, Detroit, Dike, Domino, Douglassville, Enloe, Hooks, Hughes Springs, Kildare, Klondike, Lake Creek, Leary, Linden, Lone Star, Marietta, Maud, McLeod, Millers Cove, Mount Pleasant, Mount Vernon, Naples, Nash, New Boston, Omaha, Paris, Pattonville, Pecan Gap, Petty, Pickton, Powderly, Queen City, Red Lick, Redwater, Roxton, Saltillo, Scroggins, Simms, Sulphur Bluff, Sulphur Springs, Sumner, Sun Valley, Talco, Texarkana, Tira, Toco, Wake Village, Winfield <b>Counties:</b> Bowie, Cass, Delta, Franklin, Hopkins, Lamar, Morris, Red River, Titus			
<b>Total HOPWA contract amount for this Organization for the operating year</b>	2018 HOPWA: \$0.00 2020 HOPWA: \$43,400.00 2020 HOPWA-CV: \$4,447.76 Total: \$47,847.76			
<b>Organization's Website Address</b>	<a href="http://www.specialhealth.org/">http://www.specialhealth.org/</a>			
<b>Is the sponsor a nonprofit organization?</b> <input checked="" type="checkbox"/> Yes <input type="checkbox"/> No <i>Please check if yes and a faith-based organization.</i> <i>Please check if yes and a grassroots organization.</i>	<b>Does your organization maintain a waiting list?</b> <input checked="" type="checkbox"/> Yes <input type="checkbox"/> No <b>If yes, explain in the narrative section how this list is administered.</b>			

<b>Project Sponsor Agency Name</b>	Special Health Resources for Texas (Tyler-Longview HSDA)		<b>Parent Company Name, if applicable</b>	N/A
<b>Name and Title of Contact at Project Sponsor Agency</b>	Theresa Jones, Program Director			
<b>Email Address</b>	<a href="mailto:thjones@shrt.net">thjones@shrt.net</a>			

<b>Business Address</b>	410 North Fourth Street			
<b>City, County, State, Zip,</b>	Longview	Gregg	Texas	75601
<b>Phone Number (with area code)</b>	903-792-5924	<b>Fax Number (with area code)</b>		903-234-9769
<b>Employer Identification Number (EIN) or Tax Identification Number (TIN)</b>	75-2405203			
<b>DUN &amp; Bradstreet Number (DUNs):</b>	13-582-6449			
<b>Congressional District of Project Sponsor's Business Address</b>	1			
<b>Congressional District(s) of Primary Service Area(s)</b>	1, 4, 5, 8			
<b>City(ies) and County(ies) of Primary Service Area(s)</b>	<b>Cities:</b> Alba, Alto, Arp, Athens, Beckville, Ben Wheeler, Berryville, Big Sandy, Brownsboro, Bullard, Caney City, Canton, Carthage, Cayuga, Chandler, Clarksville City, Clayton, Coffee City, Cuney, De Berry, Diana, East Mountain, East Tawakoni, Easton, Edgewood, Edom, Elkhart, Elysian Fields, Emory, Enchanted Oaks, Eustace, Flint, Frankston, Fruitvale, Gallatin, Gary, Gilmer, Gladewater, Golden, Grand Saline, Gun Barrel City, Hallsville, Harleton, Hawkins, Henderson, Hideaway, Jacksonville, Jefferson, Joinerville, Jonesville, Judson, Karnack, Kilgore, Laird Hill, Lakeport, Laneville, Larue, Leesburg, Lindale, Lodi, Log Cabin, Long Branch, Longview, Mabank, Malakoff, Marshall, Maydelle, Minden, Mineola, Montalba, Moore Station, Mount Enterprise, Murchison, Neches, New Chapel Hill, New London, New Summerfield, Noonday, Ore City, Overton, Palestine, Panola, Payne Springs, Pittsburg, Point, Poynor, Price, Quitman, Reklaw, Rocky Mound, Rusk, Scottsville, Selman City, Seven Points, Star Harbor, Tatum, Tennessee Colony, Tool, Trinidad, Troup, Tyler, Uncertain, Union Grove, Van, Warren City, Waskom, Wells, White Oak, Whitehouse, Wills Point, Winnsboro, Winona, Woodlawn, Yantis <b>Counties:</b> Anderson, Camp, Cherokee, Gregg, Harrison, Henderson, Marion, Panola, Rains, Rusk, Smith, Upshur, Van Zandt, Wood			
<b>Total HOPWA contract amount for this Organization for the operating year</b>	2018 HOPWA: \$0.00 2020 HOPWA: \$464,724.00 2020 HOPWA-CV: \$59,612.68 Total: \$524,336.68			
<b>Organization's Website Address</b>	<a href="http://www.specialhealth.org/">http://www.specialhealth.org/</a>			
<b>Is the sponsor a nonprofit organization?</b> <input checked="" type="checkbox"/> Yes <input type="checkbox"/> No Please check if yes and a faith-based organization. <input type="checkbox"/> Please check if yes and a grassroots organization. <input type="checkbox"/>	<b>Does your organization maintain a waiting list?</b> <input checked="" type="checkbox"/> Yes <input type="checkbox"/> No <b>If yes, explain in the narrative section how this list is administered.</b>			

<b>Project Sponsor Agency Name</b>	East Texas CARES	<b>Parent Company Name, if applicable</b>	N/A	
<b>Name and Title of Contact at Project Sponsor Agency</b>	Jeanette Calhoun, Executive Director			
<b>Email Address</b>	<a href="mailto:jdc@easttexascares.org">jdc@easttexascares.org</a>			
<b>Business Address</b>	427 South Oakland Avenue			
<b>City, County, State, Zip,</b>	Tyler	Smith	Texas	75702
<b>Phone Number (with area code)</b>	903-592-0757	<b>Fax Number (with area code)</b>		903-526-2728
<b>Employer Identification Number (EIN) or Tax Identification Number (TIN)</b>	75-5316322			
<b>DUN &amp; Bradstreet Number (DUNs):</b>	808069033			
<b>Congressional District of Project Sponsor's Business Address</b>	1			
<b>Congressional District(s) of Primary Service Area(s)</b>	1, 4, 5, 8			
<b>City(ies) and County(ies) of Primary Service Area(s)</b>	<b>Cities:</b> Alba, Alto, Arp, Athens, Beckville, Ben Wheeler, Berryville, Big Sandy, Brownsboro, Bullard, Caney City, Canton, Carthage, Cayuga, Chandler, Clarksville City, Clayton, Coffee City, Cuney, De Berry, Diana, East Mountain, East Tawakoni, Easton, Edgewood, Edom, Elkhart, Elysian Fields, Emory, Enchanted Oaks, Eustace, Flint, Frankston, Fruitvale, Gallatin, Gary, Gilmer, Gladewater, Golden, Grand Saline, Gun Barrel City, Hallsville, Harleton, Hawkins, Henderson, Hideaway, Jacksonville, Jefferson, Joinerville, Jonesville, Judson, Karnack, Kilgore, Laird Hill, Lakeport, Laneville, Larue, Leesburg, Lindale, Lodi, Log Cabin, Long Branch, Longview, Mabank, Malakoff, Marshall, Maydelle, Minden, Mineola, Montalba, Moore Station, Mount Enterprise, Murchison, Neches, New Chapel Hill, New London, New Summerfield, Noonday, Ore City, Overton, Palestine, Panola, Payne Springs, Pittsburg, Point, Poynor, Price, Quitman, Reklaw, Rocky Mound, Rusk, Scottsville, Selman City, Seven Points, Star Harbor, Tatum, Tennessee Colony, Tool, Trinidad, Troup, Tyler, Uncertain, Union Grove, Van, Warren City, Waskom, Wells, White Oak, Whitehouse, Wills Point, Winnsboro, Winona, Woodlawn, Yantis <b>Counties:</b> Anderson, Camp, Cherokee, Gregg, Harrison, Henderson, Marion, Panola, Rains, Rusk, Smith, Upshur, Van Zandt, Wood			
<b>Total HOPWA contract amount for this Organization for the operating year</b>	2018 HOPWA: \$0.00 2020 HOPWA: \$110,200.00 2020 HOPWA-CV: \$29,860.96 Total: \$140,060.96			
<b>Organization's Website Address</b>	<a href="http://www.easttexascares.org/">http://www.easttexascares.org/</a>			
<b>Is the sponsor a nonprofit organization?</b> <input checked="" type="checkbox"/> Yes <input type="checkbox"/> No Please check if yes and a faith-based organization. <input type="checkbox"/> Please check if yes and a grassroots organization. <input type="checkbox"/>	<b>Does your organization maintain a waiting list?</b> <input checked="" type="checkbox"/> Yes <input type="checkbox"/> No <b>If yes, explain in the narrative section how this list is administered.</b>			

<b>Project Sponsor Agency Name</b>	Panhandle AIDS Support Organization	<b>Parent Company Name, if applicable</b>	N/A	
<b>Name and Title of Contact at Project Sponsor Agency</b>	Michael Timcisko, Executive Director			
<b>Email Address</b>	<a href="mailto:michael_paso@suddenlinkmail.com">michael_paso@suddenlinkmail.com</a>			

<b>Business Address</b>	1501 Southwest 10th Avenue			
<b>City, County, State, Zip,</b>	Amarillo	Potter	Texas	79101
<b>Phone Number (with area code)</b>	806-372-1050	<b>Fax Number (with area code)</b>		806-372-1067
<b>Employer Identification Number (EIN) or Tax Identification Number (TIN)</b>	75-2219593			
<b>DUN &amp; Bradstreet Number (DUNs):</b>	883196024			
<b>Congressional District of Project Sponsor's Business Address</b>	13			
<b>Congressional District(s) of Primary Service Area(s)</b>	13, 19			
<b>City(ies) and County(ies) of Primary Service Area(s)</b>	<b>Cities:</b> Adrian, Alanreed, Allison, Amarillo, Bishop Hills, Booker, Borger, Bovina, Boys Ranch, Briscoe, Bushland, Cactus, Canadian, Canyon, Channing, Childress, Clarendon, Claude, Dalhart, Darrouzett, Dawn, Dimmitt, Dodson, Dumas, Estelline, Farnsworth, Farwell, Follett, Friona, Fritch, Groom, Gruver, Happy, Hart, Hartley, Hedley, Hereford, Higgins, Howardwick, Kerrick, Kress, Lake Tanglewood, Lakeview, Lazbuddie, Lefors, Lelia Lake, Lipscomb, Masterson, Mclean, Memphis, Miami, Mobeetie, Morse, Nazareth, Palisades, Pampa, Panhandle, Perryton, Quail, Quitaque, Sam Norwood, Sanford, Shamrock, Silverton, Skellytown, Spearman, Stinnett, Stratford, Summerfield, Sunray, Tell, Texhoma, Texline, Timbercreek Canyon, Tulia, Turkey, Umbarger, Vega, Waka, Wayside, Wellington, Wheeler, White Deer, Wildorado <b>Counties:</b> Armstrong, Briscoe, Carson, Castro, Childress, Collingsworth, Dallam, Deaf Smith, Donley, Gray, Hall, Hansford, Hartley, Hemphill, Hutchinson, Lipscomb, Moore, Ochiltree, Oldham, Parmer, Potter, Randall, Roberts, Sherman, Swisher, Wheeler			
<b>Total HOPWA contract amount for this Organization for the operating year</b>	2018 HOPWA: \$6,600.00 2020 HOPWA: \$142,622.00 2020 HOPWA-CV: \$19,476.33 Total: \$168,698.33			
<b>Organization's Website Address</b>	<a href="http://www.panhandleaso.org">www.panhandleaso.org</a>			
<b>Is the sponsor a nonprofit organization?</b> <input checked="" type="checkbox"/> Yes <input type="checkbox"/> No Please check if yes and a faith-based organization. <input type="checkbox"/> Please check if yes and a grassroots organization. <input type="checkbox"/>	<b>Does your organization maintain a waiting list?</b> <input checked="" type="checkbox"/> Yes <input type="checkbox"/> No <b>If yes, explain in the narrative section how this list is administered.</b>			

<b>Project Sponsor Agency Name</b>	Project CHAMPS (El Paso HSDA)	<b>Parent Company Name, if applicable</b>	South Plains Community Action Association (SPCAA)	
<b>Name and Title of Contact at Project Sponsor Agency</b>	Leigh Arrington, Associate Director of Health Services and Program Director			
<b>Email Address</b>	<a href="mailto:larrington@spscaa.org">larrington@spscaa.org</a>			
<b>Business Address</b>	1201 East Schuster, Building 1A			
<b>City, County, State, Zip,</b>	El Paso	El Paso	Texas	79902
<b>Phone Number (with area code)</b>	915-533-3393	<b>Fax Number (with area code)</b>		806-771-3398
<b>Employer Identification Number (EIN) or Tax Identification Number (TIN)</b>	75-1230219			
<b>DUN &amp; Bradstreet Number (DUNs):</b>	09425447			
<b>Congressional District of Project Sponsor's Business Address</b>	16			
<b>Congressional District(s) of Primary Service Area(s)</b>	16, 23			
<b>City(ies) and County(ies) of Primary Service Area(s)</b>	<b>Cities:</b> Alpine, Anthony, Big Bend National Park, Canutillo, Clint, Dell City, El Paso, Fabens, Fort Bliss, Fort Davis, Fort Hancock, Horizon City, Marathon, Marfa, Presidio, Redford, Salt Flat, San Elizario, Sierra Blanca, Socorro, Terlingua, Tornillo, Valentine, Van Horn, Vinton <b>Counties:</b> Brewster, Culberson, El Paso, Hudspeth, Jeff Davis, Presidio			
<b>Total HOPWA contract amount for this Organization for the operating year</b>	2018 HOPWA: \$0.00 2020 HOPWA: \$263,716.00 2020 HOPWA-CV: \$48,274.00 Total: \$311,990.00			
<b>Organization's Website Address</b>	<a href="http://www.spscaa.org/champs-program.html">http://www.spscaa.org/champs-program.html</a>			
<b>Is the sponsor a nonprofit organization?</b> <input checked="" type="checkbox"/> Yes <input type="checkbox"/> No Please check if yes and a faith-based organization. <input type="checkbox"/> Please check if yes and a grassroots organization. <input type="checkbox"/>	<b>Does your organization maintain a waiting list?</b> <input checked="" type="checkbox"/> Yes <input type="checkbox"/> No <b>If yes, explain in the narrative section how this list is administered.</b>			

<b>Project Sponsor Agency Name</b>	Project CHAMPS (Lubbock HSDA)	<b>Parent Company Name, if applicable</b>	South Plains Community Action Association, Inc (SPCAA)	
<b>Name and Title of Contact at Project Sponsor Agency</b>	Leigh Arrington, Associate Director of Health Services and Program Director			
<b>Email Address</b>	<a href="mailto:larrington@spscaa.org">larrington@spscaa.org</a>			
<b>Business Address</b>	3307 Avenue X			
<b>City, County, State, Zip,</b>	Lubbock	Lubbock	Texas	79411
<b>Phone Number (with area code)</b>	806-771-0736	<b>Fax Number (with area code)</b>		806-771-3398
<b>Employer Identification Number (EIN) or Tax Identification Number (TIN)</b>	75-1230219			
<b>DUN &amp; Bradstreet Number (DUNs):</b>	094254547			
<b>Congressional District of Project Sponsor's Business Address</b>	19			
<b>Congressional District(s) of Primary Service Area(s)</b>	13, 19			
<b>City(ies) and County(ies) of Primary Service Area(s)</b>	<b>Cities:</b> Abernathy, Afton, Aiken, Amherst, Anton, Bledsoe, Brownfield, Buffalo Springs, Cotton Center, Crosbyton, Denver City, Dickens, Dougherty, Earth, Edmonson, Enochs, Fieldton, Flomot,			

	Floydada, Guthrie, Hale Center, Idalou, Justiceburg, Levelland, Littlefield, Lockney, Lorenzo, Lubbock, Maple, Matador, McAdoo, Meadow, Morton, Muleshoe, New Deal, New Home, O'Donnell, Olton, Opdyke West, Pep, Petersburg, Plains, Plainview, Post, Ralls, Ransom Canyon, Roaring Springs, Ropesville, Shallowater, Slaton, Smyer, South Plains, Spade, Springlake, Spur, Sudan, Sundown, Tahoka, Tokio, Wellman, Whiteface, Whitharral, Wilson, Wolfforth <b>Counties:</b> Bailey, Cochran, Crosby, Dickens, Floyd, Garza, Hale, Hockley, King, Lamb, Lubbock, Lynn, Motley, Terry, Yoakum
<b>Total HOPWA contract amount for this Organization for the operating year</b>	2018 HOPWA: \$0.00 2020 HOPWA: \$152,246.00 2020 HOPWA-CV: \$33,060.46 Total: \$185,306.46
<b>Organization's Website Address</b>	<a href="http://www.spcaa.org/champs-program.html">http://www.spcaa.org/champs-program.html</a>
Is the sponsor a nonprofit organization? <input checked="" type="checkbox"/> Yes <input type="checkbox"/> No Please check if yes and a faith-based organization. Please check if yes and a grassroots organization.	Does your organization maintain a waiting list? <input checked="" type="checkbox"/> Yes <input type="checkbox"/> No If yes, explain in the narrative section how this list is administered.

<b>Project Sponsor Agency Name</b> Basin Assistance Services	<b>Parent Company Name, if applicable</b> PermiaCare		
<b>Name and Title of Contact at Project Sponsor Agency</b>	Delfina Ponce, Team Lead		
<b>Email Address</b>	<a href="mailto:delfinaponce@permiacare.org">delfinaponce@permiacare.org</a>		
<b>Business Address</b>	1330 East 8th Street, Suite 410		
<b>City, County, State, Zip,</b>	Odessa	Ector	Texas 79761
<b>Phone Number (with area code)</b>	432-580-0713	<b>Fax Number (with area code)</b>	432-580-0972
<b>Employer Identification Number (EIN) or Tax Identification Number (TIN)</b>	75-1401776		
<b>DUN &amp; Bradstreet Number (DUNs):</b>	074145561		
<b>Congressional District of Project Sponsor's Business Address</b>	11		
<b>Congressional District(s) of Primary Service Area(s)</b>	11, 19, 23		
<b>City(ies) and County(ies) of Primary Service Area(s)</b>	<b>Cities:</b> Ackerly, Andrews, Balmorhea, Barstow, Big Spring, Coahoma, Coyanosa, Crane, Dryden, Forsan, Fort Stockton, Gail, Garden City, Gardendale, Girvin, Goldsmith, Grandfalls, Imperial, Iraan, Kermit, Knott, Lamesa, Lenorah, Loop, Los Ybanez, McCamey, Mentone, Midkiff, Midland, Monahans, Notrees, Odessa, Orla, Pecos, Penwell, Pyote, Rankin, Sanderson, Saragosa, Seagraves, Seminole, Sheffield, Stanton, Tarzan, Thorntonville, Toyah, Toyahvale, Welch, Wickett, Wink <b>Counties:</b> Andrews, Borden, Crane, Dawson, Ector, Gaines, Glasscock, Howard, Loving, Martin, Midland, Pecos, Reeves, Terrell, Upton, Ward, Winkler		
<b>Total HOPWA contract amount for this Organization for the operating year</b>	2018 HOPWA: \$0.00 2020 HOPWA: \$120,196.00 2020 HOPWA-CV: \$6,580.98 Total: \$126,776.98		
<b>Organization's Website Address</b>	<a href="http://www.pbmhmr.com/poc/view_doc.php?type=doc&amp;id=57164">http://www.pbmhmr.com/poc/view_doc.php?type=doc&amp;id=57164</a>		
Is the sponsor a nonprofit organization? <input checked="" type="checkbox"/> Yes <input type="checkbox"/> No Please check if yes and a faith-based organization. Please check if yes and a grassroots organization.	Does your organization maintain a waiting list? <input checked="" type="checkbox"/> Yes <input type="checkbox"/> No If yes, explain in the narrative section how this list is administered.		

<b>Project Sponsor Agency Name</b> Valley AIDS Council	<b>Parent Company Name, if applicable</b> N/A		
<b>Name and Title of Contact at Project Sponsor Agency</b>	Wally Cantu, Executive Director		
<b>Email Address</b>	<a href="mailto:wcantu@valleyaids.org">wcantu@valleyaids.org</a>		
<b>Business Address</b>	2306 Camelot Plaza Circle		
<b>City, County, State, Zip,</b>	Harlingen	Cameron	Texas 78550
<b>Phone Number (with area code)</b>	956-428-2653	<b>Fax Number (with area code)</b>	956-428-0056
<b>Employer Identification Number (EIN) or Tax Identification Number (TIN)</b>	74-2512591		
<b>DUN &amp; Bradstreet Number (DUNs):</b>	002686186		
<b>Congressional District of Project Sponsor's Business Address</b>	34		
<b>Congressional District(s) of Primary Service Area(s)</b>	15, 28, 34		
<b>City(ies) and County(ies) of Primary Service Area(s)</b>	<b>Cities:</b> Alamo, Alton, Bayview, Brownsville, Combes, Donna, Edcouch, Edinburg, Elsa, Granjeno, Hargill, Harlingen, Hidalgo, Indian Lake, La Blanca, La Feria, La Joya, La Villa, Laguna Vista, Lasara, Linn, Los Ebanos, Los Fresnos, Los Indios, Lozano, Lyford, Mcallen, Mercedes, Mission, Olmito, Palm Valley, Palmhurst, Palmview, Penitas, Peñitas, Pharr, Port Isabel, Port Mansfield, Primera, Progreso, Progreso Lakes, Rancho Viejo, Rangerville, Raymondville, Rio Hondo, San Benito, San Juan, San Perlita, Santa Maria, Santa Rosa, Sebastian, South Padre Island, Sullivan City, Weslaco <b>Counties:</b> Cameron, Hidalgo, Willacy		
<b>Total HOPWA contract amount for this Organization for the operating year</b>	2018 HOPWA: \$0.00 2020 HOPWA: \$559,873.00 2020 HOPWA-CV: \$255,311.76 Total: \$815,184.76		
<b>Organization's Website Address</b>	<a href="http://www.valleyaids.org/">http://www.valleyaids.org/</a>		
Is the sponsor a nonprofit organization? <input checked="" type="checkbox"/> Yes <input type="checkbox"/> No Please check if yes and a faith-based organization. Please check if yes and a grassroots organization.	Does your organization maintain a waiting list? <input checked="" type="checkbox"/> Yes <input type="checkbox"/> No If yes, explain in the narrative section how this list is administered.		

<b>Project Sponsor Agency Name</b>	Coastal Bend Wellness Foundation	<b>Parent Company Name, if applicable</b>	N/A
<b>Name and Title of Contact at Project Sponsor Agency</b>	Bill Hoelscher, Executive Director		
<b>Email Address</b>	<a href="mailto:billh@cbwellness.org">billh@cbwellness.org</a>		
<b>Business Address</b>	5633 South Staples, Suite 700		
<b>City, County, State, Zip,</b>	Corpus Christi	Nueces	Texas 78411
<b>Phone Number (with area code)</b>	361-814-2001	<b>Fax Number (with area code)</b>	361-883-1998
<b>Employer Identification Number (EIN) or Tax Identification Number (TIN)</b>	74-2429518		
<b>DUN &amp; Bradstreet Number (DUNS):</b>	791954167		
<b>Congressional District of Project Sponsor's Business Address</b>	27		
<b>Congressional District(s) of Primary Service Area(s)</b>	15, 27, 28, 34		
<b>City(ies) and County(ies) of Primary Service Area(s)</b>	<b>Cities:</b> Agua Dulce, Alice, Aransas Pass, Armstrong, Austwell, Banquete, Bayside, Beeville, Ben Bolt, Benavides, Bishop, Calliham, Chapman Ranch, Concepcion, Corpus Christi, Dinero, Driscoll, Edroy, Encino, Falfurrias, Freer, Fulton, George West, Gregory, Ingleside, Ingleside on the Bay, Kingsville, Lake City, Mathis, Mineral, Normanna, Oakville, Odem, Orange Grove, Pawnee, Petronila, Pettus, Port Aransas, Portland, Premont, Realitos, Refugio, Riviera, Robstown, Rockport, San Diego, San Patricio, Sandia, Sarita, Sinton, Skidmore, Taft, Three Rivers, Tilden, Tivoli, Tuleta, Tynan, Whitsett, Woodsboro <b>Counties:</b> Aransas, Bee, Brooks, Duval, Jim Wells, Kenedy, Kleberg, Live Oak, McMullen, Nueces, Refugio, San Patricio		
<b>Total HOPWA contract amount for this Organization for the operating year</b>	2018 HOPWA: \$0.00 2020 HOPWA: \$459,776.00 2020 HOPWA-CV: \$0.00 Total: \$459,776.00		
<b>Organization's Website Address</b>	<a href="http://www.cbwellness.org">http://www.cbwellness.org</a>		
<b>Is the sponsor a nonprofit organization?</b> <input checked="" type="checkbox"/> Yes <input type="checkbox"/> No Please check if yes and a faith-based organization. <input type="checkbox"/> Please check if yes and a grassroots organization. <input type="checkbox"/>	<b>Does your organization maintain a waiting list?</b> <input checked="" type="checkbox"/> Yes <input type="checkbox"/> No <b>If yes, explain in the narrative section how this list is administered.</b>		

<b>Project Sponsor Agency Name</b>	City of Laredo Health Department	<b>Parent Company Name, if applicable</b>	N/A
<b>Name and Title of Contact at Project Sponsor Agency</b>	Hector Gonzalez, Health Director		
<b>Email Address</b>	<a href="mailto:hgonzalez@ci.laredo.tx.us">hgonzalez@ci.laredo.tx.us</a>		
<b>Business Address</b>	2600 Cedar Avenue		
<b>City, County, State, Zip,</b>	Laredo	Webb	Texas 78040
<b>Phone Number (with area code)</b>	956-795-4905	<b>Fax Number (with area code)</b>	956-726-2632
<b>Employer Identification Number (EIN) or Tax Identification Number (TIN)</b>	74-6001573		
<b>DUN &amp; Bradstreet Number (DUNS):</b>	618150460		
<b>Congressional District of Project Sponsor's Business Address</b>	28		
<b>Congressional District(s) of Primary Service Area(s)</b>	15, 28		
<b>City(ies) and County(ies) of Primary Service Area(s)</b>	<b>Cities:</b> Bruni, Delmita, El Cenizo, Escobares, Falcon Heights, Garciasville, Grulla, Guerra, Hebbroville, La Grulla, Laredo, Lopeno, Mirando City, Oilton, Rio Bravo, Rio Grande City, Roma, Salineno, San Isidro, San Ygnacio, Santa Elena, Zapata <b>Counties:</b> Jim Hogg, Starr, Webb, Zapata		
<b>Total HOPWA contract amount for this Organization for the operating year</b>	2018 HOPWA: \$0.00 2020 HOPWA: \$132,743.00 2020 HOPWA-CV: \$4,720.00 Total: \$137,463.00		
<b>Organization's Website Address</b>	<a href="http://www.cityoflaredo.com/health/health.htm">http://www.cityoflaredo.com/health/health.htm</a>		
<b>Is the sponsor a nonprofit organization?</b> <input type="checkbox"/> Yes <input checked="" type="checkbox"/> No Please check if yes and a faith-based organization. <input type="checkbox"/> Please check if yes and a grassroots organization. <input type="checkbox"/>	<b>Does your organization maintain a waiting list?</b> <input checked="" type="checkbox"/> Yes <input type="checkbox"/> No <b>If yes, explain in the narrative section how this list is administered.</b>		

<b>Project Sponsor Agency Name</b>	AIDS Outreach Center	<b>Parent Company Name, if applicable</b>	N/A
<b>Name and Title of Contact at Project Sponsor Agency</b>	Mellisand LeRoy, Associate Executive Director		
<b>Email Address</b>	<a href="mailto:mell@aoc.org">mell@aoc.org</a>		
<b>Business Address</b>	400 Beach Street, Suite 100		
<b>City, County, State, Zip,</b>	Fort Worth	Tarrant	Texas 76111
<b>Phone Number (with area code)</b>	817-335-1994	<b>Fax Number (with area code)</b>	817-916-4661
<b>Employer Identification Number (EIN) or Tax Identification Number (TIN)</b>	75-2139336		
<b>DUN &amp; Bradstreet Number (DUNS):</b>	78-1414842		
<b>Congressional District of Project Sponsor's Business Address</b>	33		
<b>Congressional District(s) of Primary Service Area(s)</b>	6, 11, 12, 13, 19, 24, 25, 26, 30, 33		
<b>City(ies) and County(ies) of Primary Service Area(s)</b>	<b>Cities:</b> Aledo, Alvarado, Alvord, Annetta, Annetta North, Annetta South, Arlington, Aurora, Azle, Bedford, Benbrook, Blue Mound, Bluff Dale, Boyd, Brazos Bend, Briaroaks, Bridgeport, Burleson, Chico, Cleburne, Colleyville, Cool, Coyote Flats, Cresson, Cross Timber, Crowley, Dalworthington		



	Gardens, Decatur, DeCordova, Dennis, Dublin, Edgecliff, Euless, Everman, Forest Hill, Fort Worth, Glen Rose, Godley, Gordon, Graford, Granbury, Grandview, Grapevine, Greenwood, Haltom City, Haslet, Hudson Oaks, Hurst, Joshua, Keene, Keller, Kennedale, Lake Bridgeport, Lake Worth, Lillian, Lingleville, Lipan, Mansfield, Millsap, Mineral Wells, Mingus, Morgan Mill, Nemo, New Fairview, Newark, North Richland Hills, Palo Pinto, Paluxy, Pantego, Paradise, Peaster, Pelican Bay, Poolville, Rainbow, Rhome, Richland Hills, Rio Vista, River Oaks, Runaway Bay, Saginaw, Sanctuary, Sansom Park, Santo, Slidell, Southlake, Springtown, Stephenville, Strawn, Tolar, Venus, Watauga, Weatherford, Westlake, Westover Hills, Westworth Village, White Settlement, Whitt, Willow Park <b>Counties:</b> Erath, Hood, Johnson, Palo Pinto, Parker, Somervell, Tarrant, Wise
<b>Total HOPWA contract amount for this Organization for the operating year</b>	2018 HOPWA: \$0.00 2020 HOPWA: \$144,034.00 2020 HOPWA-CV: \$25,000.00 Total: \$169,034.00
<b>Organization's Website Address</b>	<a href="http://www.aoc.org/">http://www.aoc.org/</a>
<b>Is the sponsor a nonprofit organization?</b> <input checked="" type="checkbox"/> Yes <input type="checkbox"/> No <i>Please check if yes and a faith-based organization.</i> <i>Please check if yes and a grassroots organization.</i>	<b>Does your organization maintain a waiting list?</b> <input checked="" type="checkbox"/> Yes <input type="checkbox"/> No <b>If yes, explain in the narrative section how this list is administered.</b>

<b>Project Sponsor Agency Name</b>	The Salvation Army – Mabee Social Services Center		<b>Parent Company Name, if applicable</b>	The Salvation Army
<b>Name and Title of Contact at Project Sponsor Agency</b>	Deborah Bullock, Operations Manager			
<b>Email Address</b>	<a href="mailto:deborah.bullock@uss.salvationarmy.org">deborah.bullock@uss.salvationarmy.org</a>			
<b>Business Address</b>	1855 East Lancaster Avenue			
<b>City, County, State, Zip,</b>	Fort Worth	Tarrant	Texas	76103
<b>Phone Number (with area code)</b>	817-344-1831	<b>Fax Number (with area code)</b>	817-338-9251	
<b>Employer Identification Number (EIN) or Tax Identification Number (TIN)</b>	58-0660607			
<b>DUN &amp; Bradstreet Number (DUNs):</b>	124732699			
<b>Congressional District of Project Sponsor's Business Address</b>	33			
<b>Congressional District(s) of Primary Service Area(s)</b>	6, 11, 12, 13, 19, 24, 25, 26, 30, 33			
<b>City(ies) and County(ies) of Primary Service Area(s)</b>	<b>Cities:</b> Aledo, Alvarado, Alvord, Annetta, Annetta North, Annetta South, Arlington, Aurora, Azle, Bedford, Benbrook, Blue Mound, Bluff Dale, Boyd, Brazos Bend, Briar Oaks, Bridgeport, Burleson, Chico, Cleburne, Colleyville, Cool, Coyote Flats, Cresson, Cross Timber, Crowley, Dalworthington Gardens, Decatur, DeCordova, Dennis, Dublin, Edgecliff, Euless, Everman, Forest Hill, Fort Worth, Glen Rose, Godley, Gordon, Graford, Granbury, Grandview, Grapevine, Greenwood, Haltom City, Haslet, Hudson Oaks, Hurst, Joshua, Keene, Keller, Kennedale, Lake Bridgeport, Lake Worth, Lillian, Lingleville, Lipan, Mansfield, Millsap, Mineral Wells, Mingus, Morgan Mill, Nemo, New Fairview, Newark, North Richland Hills, Palo Pinto, Paluxy, Pantego, Paradise, Peaster, Pelican Bay, Poolville, Rainbow, Rhome, Richland Hills, Rio Vista, River Oaks, Runaway Bay, Saginaw, Sanctuary, Sansom Park, Santo, Slidell, Southlake, Springtown, Stephenville, Strawn, Tolar, Venus, Watauga, Weatherford, Westlake, Westover Hills, Westworth Village, White Settlement, Whitt, Willow Park <b>Counties:</b> Erath, Hood, Johnson, Palo Pinto, Parker, Somervell, Tarrant, Wise			
<b>Total HOPWA contract amount for this Organization for the operating year</b>	2018 HOPWA:	\$0.00		
	2020 HOPWA:	\$145,139.00		
	2020 HOPWA-CV:	\$0.00		
	Total:	\$145,139.00		
<b>Organization's Website Address</b>	<a href="https://www.salvationarmydfw.org/p/locations/mabee_center">https://www.salvationarmydfw.org/p/locations/mabee_center</a>			
<b>Is the sponsor a nonprofit organization?</b> <input checked="" type="checkbox"/> Yes <input type="checkbox"/> No <i>Please check if yes and a faith-based organization.</i> <i>Please check if yes and a grassroots organization.</i>	<input checked="" type="checkbox"/> Yes <input type="checkbox"/> No	<b>Does your organization maintain a waiting list?</b> <input checked="" type="checkbox"/> Yes <input type="checkbox"/> No <b>If yes, explain in the narrative section how this list is administered.</b>		

## **5. Grantee Narrative and Performance Assessment**

### **a. Grantee and Community Overview**

Provide a one to three page narrative summarizing major achievements and highlights that were proposed and completed during the program year. Include a brief description of the grant organization, area of service, the name(s) of the program contact(s), and an overview of the range/type of housing activities provided. This overview may be used for public information, including posting on HUD's website. *Note: Text fields are expandable.*

As of the end of 2019, there were 97,844 persons living with HIV (PLWH) in Texas (DSHS, 2021). While the number of PLWH is growing, the number of new diagnoses made every year has been stable over the past decade, with 4,203 new diagnoses in 2019 (DSHS, 2021). PLWH consistently cite housing services as a priority need throughout Texas. Situated within a comprehensive network of HIV care services, the Texas Department of State Health Services (DSHS) Housing Opportunities for Persons with AIDS (HOPWA) Program provides housing assistance and supportive services to help eligible low-income PLWH and their households establish or maintain affordable and stable housing, reduce their risk of homelessness, and improve their access to health care and supportive services.

DSHS contracts with Administrative Agencies (AAs) in seven Ryan White Part B HIV Planning Areas encompassing 26 HIV Service Delivery Areas (HSDAs). AAs subcontract with Project Sponsors in each HSDA for statewide service delivery. The DSHS HOPWA Program serves all of the counties in Texas, prioritizing the counties that are located outside of the six HOPWA-funded Metropolitan Statistical Areas (MSAs) (Austin, Dallas, El Paso, Fort Worth, Houston, and San Antonio). As a result, the DSHS HOPWA Program targets non-urban, less-populated areas of the state. These services are integrated with the Ryan White HIV/AIDS Program both in administration and service delivery, which in turn is integrated into the larger, multi-sectoral system for delivering treatment and care to PLWH. AAs must comply with all federal and state regulations, policies, standards, and guidelines as specified in their contractual statement of work and the DSHS HOPWA Program Manual. Project Sponsors must comply with all federal and state regulations, policies, standards, and guidelines as specified in their subcontract and the DSHS HOPWA Program Manual. DSHS reserves three percent of the total HOPWA award for grantee administrative costs. AAs do not receive any HOPWA administrative funds from DSHS; all AA administrative costs are leveraged from other funding sources. Each Project Sponsor is allowed up to seven percent of their total allocation for administrative costs.

The DSHS HIV Care Services Group administers the DSHS HOPWA Program. DSHS authorizes the following program activities:

- Tenant-Based Rental Assistance (TBRA);
- Short-Term Rent, Mortgage, and Utility (STRMU);
- Facility-Based Housing Assistance (FBHA), limited to
  - Short-Term Supportive Housing (STSH), and
  - Transitional Supportive Housing (TSH);
- Permanent Housing Placement (PHP);
- Supportive Services, limited to Housing Case Management;
- Housing Information Services (HIS); and
- Resource Identification (RI).

The DSHS HOPWA Coordinator monitors AA program activities for the HIV Care Services Group. This monitoring involves periodic site and technical assistance visits to AAs and Project Sponsors. AAs and Project Sponsors (through their AAs) must submit Semi-Annual and Year-End Program Progress Reports (PPRs) to DSHS. In addition, AAs must submit Exhibit A to report Semi-Annual and Year-End expenditures for their Project Sponsors. AAs submit monthly billing reports and quarterly financial status reports.

During the HOPWA 2019 and 2020 program years (09/01/20 to 08/31/21), DSHS executed amendments to AA HOPWA 2019 contracts to provide supplemental Coronavirus Aid, Relief, and Economic Security (CARES) Act HOPWA funding (HOPWA-CV). This report includes data for HOPWA-CV activities. The CARES Act provided supplemental funding for carrying out the HOPWA program. This funding was to be used as additional funding to maintain operations and for rental assistance, supportive services, and other necessary actions in order to prevent, prepare for, and respond to coronavirus. AAs entered into binding, enforceable agreements with Project Sponsors to offer and be reimbursed for the authorized activities listed above, with the following flexibilities:

1. STRMU: Project Sponsors were authorized to provide HOPWA-CV STRMU for up to 24 months in a two-year period.
2. STSH: Project Sponsors were authorized to provide HOPWA-CV FBHA STSH in excess of 60 days in a six-month period. Further, in order to protect PLWH, project sponsors were authorized to use HOPWA-CV FBHA STSH to provide quarantine/separate/isolation space for household members who are or are not living with HIV.
3. Project Sponsor Administration: Project Sponsors were authorized to use up to 10 percent of their HOPWA-CV sub-award for Project Sponsor Administration.

Finally, HUD issued multiple memoranda explaining the availability of waivers of certain regulatory requirements associated with several CPD grant programs, including the HOPWA program, to prevent the spread of COVID-19 and to facilitate assistance to eligible communities and households economically impacted by COVID-19. The DSHS HOPWA Program utilized all of the waivers that were made available to the HOPWA program. DSHS supplied additional guidance for each waiver to AAs and Project Sponsors to better demonstrate how these waivers impacted the DSHS HOPWA Program.

**References**

Texas Department of State Health Services. (2021). Texas HIV Surveillance Report: 2019 Annual Report. Retrieved from <https://www.dshs.texas.gov/hivstd/reports/HIVSurveillanceReport.pdf>

**b. Annual Performance under the Action Plan**

Provide a narrative addressing each of the following four items:

**1. Outputs Reported.** Describe significant accomplishments or challenges in achieving the number of housing units supported and the number households assisted with HOPWA funds during this operating year compared to plans for this assistance, as approved in the Consolidated Plan/Action Plan. Describe how HOPWA funds were distributed during your operating year among different categories of housing and geographic areas to address needs throughout the grant service area, consistent with approved plans.

DSHS’ 2020 HOPWA federal formula award was \$4,981,406.00. In addition to funding from the 2020 award, DSHS allocated available funding from the 2018 HOPWA formula award and the 2020 HOPWA-CV formula award. In the State’s 2020 One-Year Action Plan (OYAP), DSHS proposed to serve 729 TBRA, 695 STRMU, 120 FBHA, and 161 PHP households with housing assistance, and to provide 1,161 households with Supportive Services and 35 households with Housing Information Services. DSHS utilized an allocation formula based on prior allocations, historical expenditures, performance data, and reported waitlists. Funds were allocated to address the housing needs in areas with greater evidence of unmet need for HOPWA services. During the program year, DSHS reallocated activity funds and adjusted household goals within and between HSDAs to meet changing needs.

**HOPWA 2020: One-Year Action Plan Available Funding**

Federal Formula Award	Amount Available
2018 HOPWA Formula Funds	\$39,303.00
2020 HOPWA Formula Funds	\$4,981,406.00
2020 HOPWA-CV Formula Funds	\$724,936.00
<b>Total HOPWA 2020 One-Year Action Plan</b>	<b>\$5,745,645.00</b>

**HOPWA 2020: One-Year Action Plan Initial Allocations and Goals**

Activity	Allocation	Goal
TBRA	\$3,143,097.00	729
STRMU	\$809,297.00	695
FBHA	\$354,880.00	120
PHP	\$157,681.00	161
Supportive Services	\$852,422.00	1,161
Housing Information Services	\$12,015.00	35
Resource Identification	\$13,385.00	
Project Sponsor Administration	\$312,626.00	
Grantee Administration	\$90,242.00	
<b>Total</b>	<b>\$5,745,645.00</b>	

**HOPWA 2020: Final Allocations by Federal Formula Award and Goals**

Activity	2018	2020	2020	Total	Goal
	HOPWA Allocation	HOPWA Allocation	HOPWA-CV Allocation		
TBRA	\$36,921.72	\$2,775,267.66	\$307,252.49	\$3,119,441.87	741
STRMU	\$1,611.37	\$524,099.87	\$261,510.06	\$787,221.30	611
FBHA	\$0.00	\$322,310.38	\$50,056.91	\$372,367.29	219
PHP	\$0.00	\$119,870.00	\$9,234.90	\$129,104.90	165
Supportive Services	\$769.91	\$928,792.09	\$47,372.00	\$976,934.00	1,172
Housing Information Services	\$0.00	\$2,655.00	\$0.00	\$2,655.00	10
Resource Identification	\$0.00	\$2,655.00	\$0.00	\$2,655.00	
Project Sponsor Administration	\$0.00	\$238,439.00	\$26,584.64	\$265,023.64	
Grantee Administration	\$0.00	\$67,317.00	\$22,925.00	\$90,242.00	
<b>Total</b>	<b>\$39,303.00</b>	<b>\$4,981,406.00</b>	<b>\$724,936.00</b>	<b>\$5,745,645.00</b>	

## **Overall HOPWA Expenditures**

DSHS reserved \$90,242.00 for grantee administrative expenses (\$67,317.00 and \$22,925.00 from the HOPWA and HOPWA-CV awards respectively) – less than the allowable grantee administrative caps for HOPWA and HOPWA-CV awards – in order to redirect further funds to HOPWA activities. Of the funds allocated for grantee administrative expenses, DSHS spent \$67,317.00 and \$22,925.00 from the HOPWA and HOPWA-CV awards respectively (100%). For HOPWA 2020, AA contracts included both HOPWA and HOPWA-CV funds and totaled \$5,655,403.00 for the program year. Of the \$5,655,403.00 contractual budget, \$5,310,691.40 was expended (94 percent). Of the \$5,745,645.00 total budget, \$5,400,933.40 was expended (94 percent).

HUD implemented a modernized version of the HOPWA formula allocation methodology during HOPWA 2017 to better reflect current HIV epidemic trends. Based on projections supplied by HUD during the HOPWA Institute in Tampa, Florida, Texas stood to gain formula grant funds over the next five years. In HOPWA 2019, DSHS' formula grant award was \$4,422,464.00 and in HOPWA 2020, DSHS' formula grant award was \$4,981,406.00, an increase of \$558,942.00 (13 percent). The HOPWA 2020 formula grant award represented the largest year-over-year formula grant award increase DSHS had ever received. HOPWA 2020 expenditures reached 94 percent of the total budget and overall expenditures decreased from \$5,642,717.47 in HOPWA 2019, to \$5,400,933.40 in HOPWA 2020, a decrease of \$241,784.07 (4 percent). Note, this decrease is due in part to the HOPWA 2019 program year covering a longer 19-month period (with proportionally more expenditures) while the HOPWA 2020 program year covered a 12-month period (with proportionally less expenditures). During the HOPWA 2020 program year, DSHS liquidated the HOPWA 2018 regular and 2020 CARES Act formula award balances. These additional funds helped DSHS, AAs, and Project Sponsors adapt to anticipated additional funding from formula modernization and build service capacity at the local level for a long-term increase in expenditures. The additional funding also helped Project Sponsors maintain operations and take other necessary actions in order to prevent, prepare for, and respond to coronavirus.

## **HOPWA Housing Assistance Expenditures**

For direct housing assistance (TBRA, STRMU, FBHA, and PHP), \$4,408,135.36 was budgeted and \$4,152,939.72 was expended (94 percent). Individually, TBRA was budgeted at \$3,119,441.87 with \$2,987,380.30 expended (96 percent); STRMU was budgeted at \$787,221.30 with \$730,981.35 expended (93 percent); FBHA was budgeted at \$372,367.29 with \$353,354.34 expended (95 percent), and PHP was budgeted at \$129,104.90 with \$81,223.73 expended (63 percent). HOPWA expenditures per TBRA household averaged \$4,286.05 (\$4,630.07 in 2019) and \$1,363.77 per STRMU household (\$1,079.35 in 2019).

## **HOPWA Supportive Services Expenditures**

The Supportive Services budget was \$976,934.00 with \$928,301.78 expended (95 percent). Because housing case management is sometimes combined with case management funded by the Ryan White HIV/AIDS program, a significant amount of housing supportive services are leveraged from the Ryan White program and other funding sources. Please refer to Part 2: Sources of Leveraging and Program Income for detail.

## **HOPWA Administrative Expenditures**

Project Sponsors are permitted to use up to 7 percent of their HOPWA funds and up to 10 percent of their HOPWA-CV funds for administrative costs, which is cumulatively \$416,938.54. Project Sponsors budgeted less than the permitted amount (\$265,023.64, comprised of \$238,439.00 and \$26,584.64 from the HOPWA and HOPWA-CV awards respectively) to utilize more funds for housing assistance and supportive services. Project Sponsors expended \$226,309.52 (\$199,724.88 and \$26,584.64 of their HOPWA and HOPWA-CV funds respectively), which is 4 percent of the total contractual allocation and 85 percent of the actual budgeted amount. One Project Sponsor allocated \$2,655.00 to Resource Identification to pay for time and effort spent identifying other housing assistance and supportive services resources in the community and outreaching to potential landlords and expended \$2,198.78 (83 percent). The same Project Sponsor allocated \$2,655.00 to Housing Information Services for housing assistance referrals and expended \$941.60 (35 percent). However, in response to COVID-19, the Project Sponsor that was providing Housing Information Services reallocated the remaining funds from this activity category into other housing assistance activity categories.

## **Waitlists**

At the end of the 2020 program year, there were 217 households on TBRA waitlists, 0 households on STRMU waitlists, and 0 household on FBHA waitlists. Total waitlisted households decreased from 338 in 2019 to 217 in 2020, a 36 percent decrease. This decrease is due, in part, to budget relief from resuming a normal 12-month period for the HOPWA 2020 program year as compared to the transitional 19-month period for the HOPWA 2019 program year. After gathering feedback from AAs, DSHS allocated the Fiscal Year 2020 formula increase to assist in reducing the waitlists in the current program year. The majority of Project Sponsors (22 of 29) did not have waitlists compared to 17 of 30 without waitlists in 2019. Many TBRA clients depend on HOPWA for extended periods of time because they are unable to transition to other affordable and stable housing. This can prevent new TBRA clients from receiving assistance and contribute to extended waitlists. Continued collaboration with AAs and Project Sponsors to reduce and/or eliminate waitlists will again be a priority in 2021.

## **HOPWA Outputs**

In the HOPWA 2020 program year, DSHS served 697 households with TBRA (96 percent of the 729 OYAP goal), 536 households with STRMU (77 percent of the 695 OYAP goal), 178 households with FBHA (148 percent of the 120 OYAP goal) 102 households with PHP (63 percent of the 161 OYAP goal) for a total of 1,453 unduplicated households served using HOPWA and HOPWA-CV funds. Of the 1,453 households served, 1,018 households also received HOPWA- and/or HOPWA-CV-funded Supportive Services (88 percent of the 1,161 OYAP goal). All HOPWA clients receive supportive services at some level, but some supportive services for clients were leveraged with other funding sources and were not counted in this report. Overall, the HOPWA program was very successful in the 2020 program year.

### **Special Needs Clients and Beneficiaries**

One homeless veteran and 39 chronically homeless persons were served in 2020. In the Houston HSDA, 77 unduplicated households participated in the local post-incarceration project, which provided immediate and convenient housing options for recently-released PLWH. Sixty participant households received FBHA STSH services to address short-term barriers such as obtaining replacement IDs, reinstating public benefits, returning to employment, reunifying with family members, and ultimately, increasing self-sufficiency. Twenty-four participant households received FBHA TSH services, which was beneficial for clients who required more time to work through their specific barriers. For example, some households needed more time to reinstate monthly social security benefits or return to/seek employment. Some clients needed additional life-skills training and support for longer than the 60-days offered by STSH. TSH also provided clients with an opportunity to experience living in an apartment while awaiting permanent housing through the local Coordinated Access system.

DSHS' HOPWA program also served an additional 732 beneficiaries, 65 of which were also persons living with HIV. This demonstrates that the DSHS HOPWA Program is essential to housing not only eligible individuals, but additional PLWH, which is a vital step in linkage and adherence to medical care. Many of the clients that received housing assistance would have had no other means to obtain housing.

The majority of DSHS HOPWA Program households are at 0-30 percent of Area Median Income (AMI). For 2020, 82 percent of households were between 0-30 percent of AMI, 10 percent between 31-50 percent of AMI, and 8 percent between 51-80 percent of AMI.

A disproportionate number of PLWH in Texas are racial and ethnic minorities. Per the 2018 Texas HIV Epidemiologic Profile (Epi Profile), Black Texans had prevalence rates that were 3 to 13 times higher than those for White and Hispanic Texans. Gay and bisexual men and other men who have sex with men (MSM) were also disproportionately affected; White, Black, and Hispanic MSM had rates that were 15 to 35 times higher than the overall rates for these race/ethnicity groups. In 2020, 32 percent of eligible individuals were Black (461) and 44 percent Hispanic/Latino (646). Overall, about 76 percent of eligible individuals were racial/ethnic minorities. Additionally, 67 percent of eligible individuals were male, 30 percent were female, and 3 percent were transgender in 2020.

The majority of eligible individuals were between 31 and 50 years old (52 percent) and 38 percent were 51 and older, corresponding with the Epi Profile, which reports that most PLWH are between 35 and 55 years old. Of the 732 additional beneficiaries (other household members enrolled in the DSHS HOPWA Program), 430 (59 percent) were under 18 years old.

### **References**

Texas Department of State Health Services. (2018). 2018 Texas HIV Epidemiologic Profile. Retrieved from <https://www.dshs.texas.gov/hivstd/epiprofile/>

**2. Outcomes Assessed.** Assess your program's success in enabling HOPWA beneficiaries to establish and/or better maintain a stable living environment in housing that is safe, decent, and sanitary, and improve access to care. Compare current year results to baseline results for clients. Describe how program activities/projects contributed to meeting stated goals. If program did not achieve expected targets, please describe how your program plans to address challenges in program implementation and the steps currently being taken to achieve goals in next operating year. If your program exceeded program targets, please describe strategies the program utilized and how those contributed to program successes.

The DSHS HOPWA Program achieved housing stability, homelessness risk reduction, and access to care goals for 2020. The majority of HOPWA households had contact with a case manager/benefits counselor with the schedule specified in client's individual service plan (98 percent, compared to 98 percent in 2019) and had a housing plan for maintaining or establishing stable on-going housing (96 percent compared to 98 percent in 2019), as reported in the HOPWA Access to Care and Support Outcomes Chart. By the end of the 2020 HOPWA program year, 94 percent of TBRA (up from 92 percent in 2019) and 99 percent of STRMU households (compared to 96 percent in 2019) were living in stable/temporarily stable housing with reduced risk of homelessness. Ending the program year with a combined 94 percent of TBRA, STRMU, and FBHA clients living in stable or temporarily stable housing with reduced risk of homelessness was a major achievement for the DSHS HOPWA Program.

DSHS saw other positive outcomes by the end of 2020. Project Sponsors reported 91 percent of HOPWA clients had contact with a primary health care provider; 84 percent had medical insurance coverage or medical assistance compared to 85 percent in 2019; 71 percent accessed and/or maintained sources of income compared to 81 percent in 2019; and 11 percent secured an income-producing job compared to 17 percent in 2019. Both quantitative and qualitative data show that HOPWA improves clients' access to supportive services and health care. With stable housing and case management, clients can connect with resources that cover medications and basic necessities, allowing them to focus on medical adherence.

HUD's Office of HIV/AIDS Housing (OHH) has set a goal of 80 percent for HOPWA clients to have "accessed and/or maintained sources of income." The proportion of clients who accessed and/or maintained sources of income (71 percent) has declined compared to the prior year. A significant number of Project Sponsors reported that many households lost sources of earned income and private health insurance in relation to the economic impact of COVID-19 during the 2020 program year. In addition, PLWH in Texas face many challenges in access to medical insurance/assistance. According to the U.S. Census Bureau, Texas still leads the nation for the highest rate of uninsured, which means many Texans (18.4 percent) did not have insurance in 2019 (U.S. Census Bureau, 2020). Texas Medicaid currently only provides health coverage for low-income children, families, seniors, and people with disabilities. Due to the restrictive eligibility and citizenship requirements of the Texas Medicaid program, many HOPWA clients are excluded from Medicaid coverage. At this time, Texas is not expected to expand Medicaid, and non-citizens will not be eligible for subsidies to support purchase of insurance in the federal marketplace. In this context, a majority of clients will continue to rely on medical assistance via Ryan White.

Project Sponsors continued to address long term goals with clients and helped them establish financial plans for maintaining housing. Project Sponsors continue to report that "Single Point of Access" or "wrap-around" models demonstrate excellent results with increased access and adherence to medical care. The model provides PLWH with medical, psychosocial, and educational supportive services in a central location. Regardless of location, many Project Sponsors continue to monitor medical appointments, medication, and/or treatment adherence for clients.

The barriers reported indicate declines in the ability to obtain affordable housing. This is partially due to difficult economic circumstances in conjunction with rising costs of living (rent, utilities, food, transportation, etc.) and limited access to other housing programs such as the Housing Choice Voucher (HCV) program. The inability to access HCV is due to long or closed waitlists, and in some cases, client non-compliance. As federal funding decreases to local housing authorities, this presents additional barriers to moving clients off of the HOPWA program and into HCV and other housing programs, and also results in increased difficulties in meeting housing needs of new clients in addition to continuing clients.

Of the 1,453 TBRA, STRMU, FBHA, and PHP unduplicated clients, 702 continued from the prior year (48 percent), which is an increase from 38 percent in 2019 and 41 percent in 2018.

### References

U.S. Census Bureau. (2020). Health Insurance Coverage in the United States: 2019. Retrieved from <https://www.census.gov/content/dam/Census/library/publications/2020/demo/p60-271.pdf>

**3. Coordination.** Report on program coordination with other mainstream housing and supportive services resources, including the use of committed leveraging from other public and private sources that helped to address needs for eligible persons identified in the Consolidated Plan/Strategic Plan.

On the state level, DSHS collaborates with the Texas Department of Housing and Community Affairs (TDHCA) to produce the HOPWA One-Year Action Plan, part of the state's Consolidated Plan. Additionally, DSHS contracts with seven AAs to administer the DSHS HOPWA Program in Texas. AAs subcontract with Project Sponsors for each HSDA in their planning regions to deliver HOPWA services. AAs and Project Sponsors are part of an HIV care network supported with state formula funds and agencies that provide a range of medical, psychosocial, and support services to eligible individuals living with HIV. In each HSDA, Project Sponsors collaborate locally with these providers to assure that HOPWA clients have access to supportive services and health care. Project Sponsors also work to identify other agencies that may have direct contact with out-of-care individuals to refer clients to the HOPWA program. Furthermore, Project Sponsors continue to work closely and effectively with local public housing authority offices and local continua of care to identify and establish relationships with other organizations and agencies that may have available resources. This ongoing collaboration provides access to organizations and programs such as the HCV program, community health clinics, churches and private foundations, and Ryan White and HIV Planning Councils. Project Sponsors leverage available funds from Ryan White and State Services grants to assist clients with housing needs, medical and non-medical case management, emergency financial assistance, mental health, transportation, and nutritional services to address the needs of eligible clients. As a result, an additional 175 HOPWA-assisted households received services similar to TBRA, STRMU, and PHP.

The AA for the South Central Planning Region, University Health System, participated in a meeting with city- and state-funded Project Sponsors. Topics included policies and procedures; housing needs assessments; and vocational/employment strategies. The AA also participated in a local HOPWA stakeholder forum, with 24 people in attendance. The forum included discussions on 1) the “Housing as an Intervention to Fight AIDS” notice of funding opportunity, 2) the FY21 Income Limits, 3) current COVID-19 protocols, 4) current housing needs, and 5) the City of San Antonio Homelessness Outreach Initiative. The AA continued its coordination and communication with both city- and state- funded HOPWA case managers about current housing procedures, housing needs, affirmative outreach, vocation and employment, and leveraging options to help PLWH receive assistance in housing and utility assistance. The AA is the administrator for Ryan White Parts A and D in the South Central Planning Region and they continue to work collaboratively with the local planning council and the City of San Antonio HOPWA administrator.

The AA for the Eastern Planning Region, Houston Regional HIV/AIDS Resource Group (TRG), continued its collaboration with AIDS Foundation Houston (AFH) and the Houston-based Serving Individuals Recently Released (SIRR) workgroup on a HOPWA-funded short-term and transitional housing post-incarceration project. SIRR includes representation from a range of stakeholders, including correctional facilities and social service organizations that serve persons who are recently released. The local Minority AIDS Initiative program links prospective recently released clients to the post-incarceration project as needed. TRG and AFH have provided monthly updates to the workgroup and will continue to cultivate this relationship. The AA is the administrator for Ryan White Parts C and D in the Eastern Planning Region and they continue to work collaboratively with the Houston Ryan White Part A administrator, local planning council, and the City of Houston HOPWA administrator. This collaboration improves activity alignment across the entire spectrum of Ryan White and HOPWA funding, reduces duplication of efforts, ensures maximum utilization of resources, and improves access to HIV care services. The AA has increased its collaboration with these partners to strategically disperse CARES Act supplemental funding.

The AA for the Northwestern Planning Region, Tarrant County, selected The Salvation Army Mabee Center (SA) to provide FBHA STSH through their Stabilizing to Achieve Richer Tomorrows (START) program. The program provides individualized comprehensive case management, mental health referrals, life-skills training classes, support services, laundry facilities, lodging, and meals. The START program provided participant households a temporary safe place to live while transitioning to the TBRA component of their program. SA coordinates referrals and services with a broad and established network of social services. SA has promoted their new HOPWA program within the Tarrant County Continuum of Care, and they intend to continue their community outreach efforts to ensure widespread awareness of their services. The AA is the administrator for Ryan White Parts A, C, and D in the Northwestern Planning Region. They are also the administrator for a local HOPWA competitive grant. The AA continues to work collaboratively with the local planning council and the City of Fort Worth HOPWA administrator.

The AA for the Southern Planning Region, South Texas Development Council (STDC), worked with Valley AIDS Council (VAC) and the South Central AIDS Education and Training Center (AETC) on the 4th Annual South Texas HIV Symposium. The Annual South Texas HIV Symposium focused on all aspects of HIV care among the South Texas Area. The goal of this symposium was to create better health outcomes for special populations in the South Texas Region. This symposium included a HOPWA breakout session for the AA’s Project Sponsors co-facilitated by the DSHS HOPWA Coordinator and AA staff.

**4. Technical Assistance.** Describe any program technical assistance needs and how they would benefit program beneficiaries.

Technical assistance (TA) and guidance on how to address housing affordability and availability; client credit and criminal histories; undocumented residents/lack of identification; working with multiple-diagnosed and non-compliant clients; and working with re-entry populations in meeting their housing needs within HOPWA boundaries would greatly assist HOPWA Project Sponsors and clients, as these are the most commonly reported issues that HOPWA clients face in locating and maintaining stable and affordable housing. As a result of staff turnover within certain AAs, these AAs have requested TA and guidance on best practices related to monitoring and oversight of their Project Sponsors.

**c. Barriers and Trends Overview**

Provide a narrative addressing items 1 through 3. Explain how barriers and trends affected your program’s ability to achieve the objectives and outcomes discussed in the previous section.

1. Describe any barriers (including regulatory and non-regulatory) encountered in the administration or implementation of the HOPWA program, how they affected your program’s ability to achieve the objectives and outcomes discussed, and, actions taken in response to barriers, and recommendations for program improvement. Provide an explanation for each barrier selected.

- |   |  |  |  |
|---|--|--|--|
| <input checked="" type="checkbox"/> HOPWA/HUD Regulations | <input type="checkbox"/> Planning                      | <input checked="" type="checkbox"/> Housing Availability | <input checked="" type="checkbox"/> Rent Determination and Fair Market Rents |
| <input type="checkbox"/> Discrimination/Confidentiality   | <input checked="" type="checkbox"/> Multiple Diagnoses | <input checked="" type="checkbox"/> Eligibility          | <input type="checkbox"/> Technical Assistance or Training                    |
| <input type="checkbox"/> Supportive Services              | <input checked="" type="checkbox"/> Credit History     | <input checked="" type="checkbox"/> Rental History       | <input checked="" type="checkbox"/> Criminal Justice History                 |

Project Sponsors ranked Housing Availability as the most significant barrier to meeting program services goals. Housing Affordability and Rental and Criminal Justice History were equally ranked as the second-most significant barrier, and Rent Calculation/Fair Market Rent was ranked as the third-most significant barrier. Less frequently cited, but still important, were Geography/Rural Access, Credit History, and Eligibility.

### **Housing Availability and Affordability**

As in previous years, the shortage of available and affordable housing continued to be an issue. In general, housing options were decreased by the absence of documentation necessary to secure a rental unit. Households with poor credit, rental, or criminal histories faced additional barriers to securing rental units. In response, Housing case management services continued helping households secure these documents and advocating for households with other barriers as appropriate. Additionally, some owners rejected households with rental subsidies and often required applicant households to make 2.5 to 3 times the proposed unit rent in income in order to offer leases. Compounding these barriers, housing costs continued to rise (increases in rent, utilities, application fees, and deposits) while clients' incomes remained stagnant or even decreased. Households that did not have a source of income did not have access to the same housing availability as those that did. Project Sponsors also worked with households to increase their earned and other sources of income. Even if clients secured a source of income, many were minimum wage and/or (even with jobs that paid above the minimum wage) insufficient to make ends meet. In the past, Project Sponsors relied on relationships with owners that would waive application fees, deposits, or other housing barriers. Increasingly, owners and representatives of properties under new ownership have started requiring payment of these initial move-in costs. As a result, and with fewer proposed units meeting rent standard and rent reasonableness requirements, more Project Sponsors provided PHP services to help households establish permanent residence in which continued occupancy was expected. The HCV program was not offered in some cities or smaller counties, had long waitlists, closed their waitlists to future applicants, prohibited applicants with specific criminal histories, and excluded non-citizens, all of which resulted in cost-shifting to the HOPWA program.

### **HOPWA Regulations and Rent Determination/Fair Market Rent**

Rents continued to increase and rent standards did not keep up with increased rates. This reduced the number of units that met regulatory rent standard and rent reasonableness requirements for rental assistance services, but also reduced the available housing for the HCV program – one-bedroom units in particular. As a result, Project Sponsors are increasingly adopting local HCV payment standards instead of using the Fair Market Rent (FMR) for their HOPWA rent standard. Project Sponsors are also increasingly utilizing the option to increase the rent standard by up to 10 percent for up to 20 percent of the units that receive rental assistance. Units that did meet rent standard and rent reasonableness requirements often did not meet Housing Quality Standards, were concentrated in low-income neighborhoods with high crime-rates, and had limited access to transportation or other opportunities for social mobility. Many units did not include utilities as part of the rent and the required utility allowances further reduced the number of units that met rent standard and rent reasonableness requirements. Larger apartment complexes continued to reject Violence Against Women Act (VAWA) Lease Addendums, which created additional barriers to securing units that would have otherwise qualified for rental assistance. Project Sponsors reported utilization of the COVID-19 FMR waiver after all other strategies had been exhausted.

### **Eligibility Issues**

While eligibility for the HOPWA program does not depend on citizenship status, households with undocumented members faced barriers to securing housing. Some owners required proof of paycheck stubs and members who were undocumented and working experienced problems with producing acceptable proof of income. While these households presented a need for housing assistance and were eligible for HOPWA services, they were unable to secure a unit and could not be served.

### **Credit, Rental, and Criminal History**

A significant number of households had poor credit, rental, and criminal histories, and related rental and utility arrears, which affected their ability to secure housing. Larger apartment complexes performed background checks that automatically excluded applicants with even minor historical infractions. In such cases, Project Sponsors and clients searched for private owners that would be lenient and willing to work with them. While locating private owners was still challenging and sometimes time-consuming, Project Sponsors were able to advocate for households and persuade owners to rent to them. Similarly, clients with criminal histories experienced higher rates of unemployment or sporadic employment because of employer background checks. Project Sponsors worked with these clients to explore going back to school and learning new vocational skills that might expand their employment opportunities. To circumvent such barriers, the Project Sponsor selected by the AA for the Eastern planning region to undertake a post-incarceration re-entry pilot project in Houston has adopted a master-leasing framework for their facility-based Transitional Supportive Housing services. While the Project Sponsor assumes greater risk and liability as the master-tenant of multiple units, this model allows access to housing for clients who may not otherwise be able to afford housing or qualify as a tenant due to credit history, rental history, or criminal justice history.



### **Multiple Diagnosed Issues**

Clients with multiple diagnosed issues – including both treated and untreated mental health and substance use disorders – faced complex barriers to securing housing and complying with program and tenancy requirements, such as paying their portion of rent consistently and on time. In some instances, these issues prevented PLWH from even applying for the HOPWA program or accepting assistance when offered. Where available, Project Sponsors referred these clients to services that addressed the needs of people living with mental health and substance use disorders to support compliance with program and tenancy requirements.

### **Geography/Non-Urban Access**

For many households living in non-urban or less-developed areas, transportation to medical appointments, to obtain medication, and to meet with Project Sponsor staff were barriers to accessing housing assistance and supportive services as there was no public transportation infrastructure. These households relied on family, friends, or alternate transportation services (e.g., taxi or ride-share) to drive them to visits and appointments. Alternatively, Project Sponsors arranged for special office meetings at after-hours times that were convenient to households, home visit meetings at locations that were mutually agreeable to both households and Project Sponsors, and remote meetings for households with adequate audio/video streaming technology. Similarly, some Project Sponsors served vast geographic areas and, depending on the location of a unit, staff spent upwards of three hours traveling to and from units for Habitability Standards Certifications and home visits. Also, there is a lack of HIV services in non-urban communities. While clients were advised of the option to move into areas with adequate public transportation and care, some chose to live with family members who provided clients with a stable living environment and emotional support in non-urban areas. Depending on the HSDA, some non-urban Project Sponsors reported challenges in finding households that would benefit from HOPWA funds – also related to an overall lack of HIV services. Section 8 housing was limited in some regions (including non-urban areas), and the waitlists varied widely. Not all counties in the service area had a housing authority or alternative affordable housing programs.

### **Other**

The economic impact of COVID-19 increased the risk of housing instability and homelessness for many households, particularly households with sources of earned income. Those that lost employment or experienced a reduction in hours were at greater risk of making late rent, mortgage, and utility payments. Generally, households also experienced difficulties accessing food, medical care, and medications – especially during the early days of lockdown. A significant number of Project Sponsors reported that many households also lost private health insurance in relation to the economic impact of COVID-19. Households with either lost or reduced sources of earned income and receiving some form of HOPWA rental assistance, needed emergency interim eligibility recertifications and rental assistance re-calculations to update their shares of the rent. Subsequently, Project Sponsors absorbed the difference, straining rental assistance budgets that were already strained. Households that were not enrolled in some form of ongoing rental assistance needed short-term assistance to prevent homelessness. The amount of assistance some households would ultimately need was far greater than the allowable STRMU 21-week payment cap. Project Sponsors also worked with households that lost private health insurance coverage on accessing medical care and medications. This meant leveraging Ryan White Part B, State Services, and the Texas HIV Medication Program to assist with health insurance premiums and copayments, outpatient ambulatory health services, and pharmaceutical assistance. Project Sponsors noted increased utilization of Food Bank and Transportation services, which were leveraged under Ryan White Part B and State Services.

Occasionally, clients with lower levels of literacy, comprehension, and functioning experienced difficulty understanding complex housing laws, rental contracts, applications, and/or program requirements. These clients required additional time and support from Project Sponsors to understand the requirements for obtaining and maintaining assistance through the HOPWA program.

AAs and Project Sponsors experienced staff changes again this program year, including key staff with HOPWA responsibilities (staff left, were promoted, or moved to a different area).

Increased demand for housing assistance services created by the economic impact of COVID-19 contributed to waitlists in some HSDAs, notwithstanding the availability of CARES Act supplemental funding. Project Sponsors leveraged available non-HOPWA funding to support housing assistance activities, including the use of Ryan White Part B and CARES Act Ryan White Part B Supplemental funds for both Housing and Emergency Financial Assistance services.

Owners were sometimes apprehensive about working with a program that resembled HCV, but that could not be clearly identified as HOPWA or another HUD program. Sometimes, Project Sponsors were unable to ease owner fears and eligible households went unserved.

Client compliance with HOPWA and HCV/other affordable housing program requirements continued to be a recurring issue. Case managers continued to work with clients, stressing the importance of renewing HCV/other affordable housing program applications as required and accepting assistance as offered. These requirements are articulated in the DSHS HOPWA Program Agreement and client housing plans. Some Project Sponsors made quarterly or even monthly contact with HCV/other affordable housing programs

to determine if TBRA clients were called in for appointments and/or approved for assistance. Several clients failed to renew HCV/other affordable housing program applications as required and accept assistance as offered. Project Sponsors reported the following primary reasons for non-compliance:

1. Mental health issues,
2. Substance use issues,
3. Transportation issues,
4. Not notifying HCV/other affordable housing programs of a change in address and contact information.

2. Describe any trends in the community that may affect the way in which the needs of persons living with HIV/AIDS are being addressed, and provide any other information important to the future provision of services to this population.

The HCV programs in many areas are not accepting new applications, rarely approve old applications, have long waitlists, or the program is not offered in some of the non-urban areas. HCV waitlists can extend for over two years. As a result, clients remain longer on HOPWA which impedes progress on enrolling new clients when funding is limited. Although many of the HCV programs are currently closed or have lengthy waitlists, some case managers have been able to get several TBRA clients on the waitlists in their respective counties.

The DSHS HOPWA Program uses Fair Market Rent (FMR) for the unit size per the household's county of residence as the rent standard for rental assistance activities. Often, the gross rents of proposed units were greater than the published FMRs, requiring additional negotiation and troubleshooting with owners before a given proposed unit could be approved for rental assistance. In some areas, FMRs decreased while housing costs continued to rise, placing additional strain on eligible households and Project Sponsors. Alternatively, Project Sponsors may use a HUD-approved community-wide exception rent standard if one is locally available. Project Sponsors may request current copies of exception rent standard tables from local Housing Authorities. To counter FMR limitations, Project Sponsors are increasingly adopting local HCV payment standards where available.

Larger apartment complexes continued to reject rental subsidies and VAWA Lease Addendums for rental assistance services, which created additional barriers to securing units that would have otherwise qualified for rental assistance. Given this inflexibility, households are often relegated to renting from individual owners of single-family and manufactured housing.

In addition to maintaining normal HOPWA operations during the COVID-19 pandemic, Project Sponsors had to adapt to a rapidly evolving pandemic landscape. Project Sponsors had to update their policies and procedures – not only to ensure the safety of clients and staff, but also to document how they would implement their CARES Act funding, regulatory waivers, and any other new program guidance and flexibilities. Project Sponsors had to quickly familiarize themselves with new sources of assistance (various CARES Act rent, mortgage, and utility assistance programs, SNAP and unemployment benefit enhancements, etc.). Social distancing guidelines changed the ways in which Project Sponsors interacted with others. In response to COVID-19 social-distancing guidelines, Project Sponsors turned to remote and electronic means of engaging applicant and participant households. This included utilization of social media to disseminate information; video conferencing for meetings, inspections, and certifications and recertifications; purchasing hardware and software, including electronic signature software, to conduct business remotely.

3. Identify any evaluations, studies, or other assessments of the HOPWA program that are available to the public.

N/A

**End of PART 1**

**PART 2: Sources of Leveraging and Program Income**

**1. Sources of Leveraging**

Report the source(s) of cash or in-kind leveraged federal, state, local or private resources identified in the Consolidated or Annual Plan and used in the delivery of the HOPWA program and the amount of leveraged dollars. In Column [1], identify the type of leveraging. Some common sources of leveraged funds have been provided as a reference point. You may add Rows as necessary to report all sources of leveraged funds. Include Resident Rent payments paid by clients directly to private landlords. Do NOT include rents paid directly to a HOPWA program as this will be reported in the next section. In Column [2] report the amount of leveraged funds expended during the operating year. Use Column [3] to provide some detail about the type of leveraged contribution (e.g., case management services or clothing donations). In Column [4], check the appropriate box to indicate whether the leveraged contribution was a housing subsidy assistance or another form of support.

*Note: Be sure to report on the number of households supported with these leveraged funds in Part 3, Chart 1, Column d.*

**A. Source of Leveraging Chart**

[1] Source of Leveraging	[2] Amount of Leveraged Funds	[3] Type of Contribution	[4] Housing Subsidy Assistance or Other Support
Public Funding			
Ryan White-Housing Assistance	\$342,670.77	Housing Services	<input checked="" type="checkbox"/> Housing Subsidy Assistance <input type="checkbox"/> Other Support
Ryan White-Other	\$924,030.85	Emergency Financial Assistance, Food Bank/Home-Delivered Meals, Medical Nutrition Therapy, Medical Case Management, Non-Medical Case Management, Outpatient Ambulatory Health Services, Referral for Healthcare/Supportive Services, Oral Health, Mental Health, Medical Transportation, Health Education/Risk Reduction, Psychosocial Support, Local Pharmaceutical Assistance Program, Oral Health Services, Health Insurance Premium and Cost-sharing Assistance, Outreach Services	<input checked="" type="checkbox"/> Housing Subsidy Assistance <input checked="" type="checkbox"/> Other Support
Housing Choice Voucher Program	\$0.00		<input type="checkbox"/> Housing Subsidy Assistance <input type="checkbox"/> Other Support
Low Income Housing Tax Credit	\$0.00		<input type="checkbox"/> Housing Subsidy Assistance <input type="checkbox"/> Other Support
HOME	\$0.00		<input type="checkbox"/> Housing Subsidy Assistance <input type="checkbox"/> Other Support
Continuum of Care	\$0.00		<input type="checkbox"/> Housing Subsidy Assistance <input type="checkbox"/> Other Support
Emergency Solutions Grant	\$7,876.53	Rent, Utility, Application Fees	<input checked="" type="checkbox"/> Housing Subsidy Assistance <input type="checkbox"/> Other Support
Other Public: CARES Act Ryan White, State Services, State Services Rebate	\$624,361.22	Administrative Agency HOPWA Administration, Housing Services, Emergency Financial Assistance, Food Bank/Home-Delivered Meals, Medical Case Management, Non-Medical Case Management, Outpatient Ambulatory Health Services, Medical Transportation, Health Education/Risk Reduction, Psychosocial	<input checked="" type="checkbox"/> Housing Subsidy Assistance <input checked="" type="checkbox"/> Other Support

		Support, Local Pharmaceutical Assistance Program, Referral for Healthcare/Supportive Services, Oral Health Services, Health Insurance Premium and Cost-sharing Assistance, Outreach Services	
Other Public:	\$0.00		<input type="checkbox"/> Housing Subsidy Assistance <input type="checkbox"/> Other Support
Other Public:	\$0.00		<input type="checkbox"/> Housing Subsidy Assistance <input type="checkbox"/> Other Support
Other Public:	\$0.00		<input type="checkbox"/> Housing Subsidy Assistance <input type="checkbox"/> Other Support
Other Public:	\$0.00		<input type="checkbox"/> Housing Subsidy Assistance <input type="checkbox"/> Other Support
<b>Private Funding</b>			
Grants: MAC AIDS Foundation, Mack Haze	\$26,449.00	Rent, Mortgage, Utility, Housing Case Management, Medical Services, Food Services, Vision Services,	<input checked="" type="checkbox"/> Housing Subsidy Assistance <input checked="" type="checkbox"/> Other Support
In-kind Resources: CORT Furniture	\$3,000.00	Household Items	<input type="checkbox"/> Housing Subsidy Assistance <input checked="" type="checkbox"/> Other Support
Other Private: Assorted private donors, McCARES, Star of Hope, 340-B	\$409,329.48	Rent, Utility, Hotel/Motel, Operating Costs, Medical Services, Insurance Services, Vision Services, Case Management Services, Mental Health Services, Hygiene Items	<input checked="" type="checkbox"/> Housing Subsidy Assistance <input checked="" type="checkbox"/> Other Support
Other Private:	\$0.00		<input type="checkbox"/> Housing Subsidy Assistance <input type="checkbox"/> Other Support
<b>Other Funding</b>			
Grantee/Project Sponsor (Agency) Cash	\$1,553.37	Rent, Mortgage, Utility	<input checked="" type="checkbox"/> Housing Subsidy Assistance <input type="checkbox"/> Other Support
Resident Rent Payments by Client to Private Landlord	\$453,172.91		
<b>TOTAL (Sum of all Rows)</b>	<b>\$2,792,444.13</b>		

## 2. Program Income and Resident Rent Payments

In Section 2, Chart A, report the total amount of program income and resident rent payments directly generated from the use of HOPWA funds, including repayments. Include resident rent payments collected or paid directly to the HOPWA program. Do NOT include payments made directly from a client household to a private landlord.

*Note: Please see report directions section for definition of program income. (Additional information on program income is available in the HOPWA Grantee Oversight Resource Guide).*

### A. Total Amount Program Income and Resident Rent Payment Collected During the Operating Year

Program Income and Resident Rent Payments Collected		Total Amount of Program Income (for this operating year)
1.	Program income (e.g. repayments)	\$0.00
2.	Resident Rent Payments made directly to HOPWA Program	\$7,256.98
3.	<b>Total Program Income and Resident Rent Payments (Sum of Rows 1 and 2)</b>	\$7,256.98

### B. Program Income and Resident Rent Payments Expended To Assist HOPWA Households

In Chart B, report on the total program income and resident rent payments (as reported above in Chart A) expended during the operating year. Use Row 1 to report Program Income and Resident Rent Payments expended on Housing Subsidy Assistance Programs (i.e., TBRA, STRMU, PHP, Master Leased Units, and Facility-Based Housing). Use Row 2 to report on the Program Income and Resident Rent Payment expended on Supportive Services and other non-direct Housing Costs.

Program Income and Resident Rent Payment Expended on HOPWA programs		Total Amount of Program Income Expended (for this operating year)
1.	Program Income and Resident Rent Payment Expended on Housing Subsidy Assistance costs	\$7,256.98
2.	Program Income and Resident Rent Payment Expended on Supportive Services and other non-direct housing costs	\$0.00
3.	<b>Total Program Income Expended (Sum of Rows 1 and 2)</b>	\$7,256.98

**End of PART 2**

**PART 3: Accomplishment Data Planned Goal and Actual Outputs**

In Chart 1, enter performance information (goals and actual outputs) for all activities undertaken during the operating year supported with HOPWA funds. Performance is measured by the number of households and units of housing that were supported with HOPWA or other federal, state, local, or private funds for the purposes of providing housing assistance and support to persons living with HIV/AIDS and their families.

**1. HOPWA Performance Planned Goal and Actual Outputs**

HOPWA Performance Planned Goal and Actual		[1] Output: Households				[2] Output: Funding	
		HOPWA Assistance		Leveraged Households		HOPWA Funds	
		a.	b.	c.	d.	e.	f.
		Goal	Actual	Goal	Actual	HOPWA Budget	HOPWA Actual
<b>HOPWA Housing Subsidy Assistance</b>		<b>[1] Output: Housing Units</b>				<b>[2] Output: Funding</b>	
1.	Tenant-Based Rental Assistance	729	697	0	35	\$3,119,441.87	\$2,987,380.30
2a.	<b>Permanent Housing Facilities:</b> Received Operating Subsidies/Leased units (Households Served)	0	0	0	0	\$0.00	\$0.00
2b.	<b>Transitional/Short-term Facilities:</b> Received Operating Subsidies/Leased units (Households Served)	120	178	0	0	\$372,367.29	\$353,354.34
3a.	<b>Permanent Housing Facilities:</b> Capital Development Projects placed in service during the operating year (Households Served)	0	0	0	0	\$0.00	\$0.00
3b.	<b>Transitional/Short-term Facilities:</b> Capital Development Projects placed in service during the operating year (Households Served)	0	0	0	0	\$0.00	\$0.00
4.	Short-Term Rent, Mortgage and Utility Assistance	695	536	0	139	\$787,221.30	\$730,981.35
5.	Permanent Housing Placement Services	161	102	0	1	\$129,104.90	\$81,223.73
6.	Adjustments for duplication (subtract)	126	60	0	0		
7.	<b>Total HOPWA Housing Subsidy Assistance</b> (Columns a – d equal the sum of Rows 1-5 minus Row 6; Columns e and f equal the sum of Rows 1-5)	1,579	1,453	0	175	\$4,408,135.36	\$4,152,939.72
<b>Housing Development (Construction and Stewardship of facility-based housing)</b>		<b>[1] Output: Housing Units</b>				<b>[2] Output: Funding</b>	
8.	Facility-based units; Capital Development Projects not yet opened (Housing Units)	0	0	0	0	\$0.00	\$0.00
9.	Stewardship Units subject to 3- or 10- year use agreements	0	0				
10.	<b>Total Housing Developed</b> (Sum of Rows 8 & 9)	0	0	0	0	\$0.00	\$0.00
<b>Supportive Services</b>		<b>[1] Output: Housing Units</b>				<b>[2] Output: Funding</b>	
11a.	Supportive Services provided by project sponsors that also delivered HOPWA housing subsidy assistance	1,161	1,018			\$976,934.00	\$928,301.78
11b.	Supportive Services provided by project sponsors that only provided supportive services.	0	0			\$0.00	\$0.00
12.	Adjustment for duplication (subtract)	0	0				
13.	<b>Total Supportive Services</b> (Columns a – d equals the sum of Rows 11 a & b minus Row 12; Columns e and f equal the sum of Rows 11a & 11b)	1,161	1,018			\$976,934.00	\$928,301.78
<b>Housing Information Services</b>		<b>[1] Output: Housing Units</b>				<b>[2] Output: Funding</b>	
14.	Housing Information Services	35	4			\$2,655.00	\$941.60
15.	<b>Total Housing Information Services</b>	35	4			\$2,655.00	\$941.60
<b>Grant Administration and Other Activities</b>		<b>[1] Output: Housing Units</b>				<b>[2] Output: Funding</b>	
16.	Resource Identification to establish, coordinate and develop housing assistance resources					\$2,655.00	\$2,198.78
17.	Technical Assistance (if approved in grant agreement)					\$0.00	\$0.00
18.	Grantee Administration (maximum 3% of total HOPWA grant)					\$90,242.00	\$90,242.00
19.	Project Sponsor Administration (maximum 7% of portion of HOPWA grant awarded)					\$265,023.64	\$226,309.52
20.	<b>Total Grant Administration and Other Activities</b> (Sum of Rows 16 – 19)					\$357,920.64	\$318,750.30
<b>Total Expended</b>						<b>[2] Outputs: HOPWA Funds Expended</b>	
						<b>Budget</b>	<b>Actual</b>
21.	<b>Total Expenditures for operating year (Sum of Rows 7, 10, 13, 15, and 20)</b>					\$5,745,645.00	\$5,400,933.40

## 2. Listing of Supportive Services

Report on the households served and use of HOPWA funds for all supportive services. Do NOT report on supportive services leveraged with non-HOPWA funds.

**Data check:** Total unduplicated households and expenditures reported in Row 17 equal totals reported in Part 3, Chart 1, Row 13.

Supportive Services		[1] Output: Number of <u>Households</u>	[2] Output: Amount of HOPWA Funds Expended
1.	Adult day care and personal assistance	0	0
2.	Alcohol and drug abuse services	0	0
3.	Case management	1,018	\$928,301.78
4.	Child care and other child services	0	0
5.	Education	0	0
6.	Employment assistance and training	0	0
7.	Health/medical/intensive care services, if approved Note: Client records must conform with 24 CFR §574.310	0	0
8.	Legal services	0	0
9.	Life skills management (outside of case management)	0	0
10.	Meals/nutritional services	0	0
11.	Mental health services	0	0
12.	Outreach	0	0
13.	Transportation	0	0
14.	Other Activity (if approved in grant agreement). <b>Specify:</b>	0	0
15.	<b>Sub-Total Households receiving Supportive Services (Sum of Rows 1-14)</b>	1,018	
16.	<b>Adjustment for Duplication (subtract)</b>	0	
17.	<b>TOTAL Unduplicated Households receiving Supportive Services (Column [1] equals Row 15 minus Row 16; Column [2] equals sum of Rows 1-14)</b>	1,018	\$928,301.78

## 3. Short-Term Rent, Mortgage and Utility Assistance (STRMU) Summary

In Row a, enter the total number of households served and the amount of HOPWA funds expended on Short-Term Rent, Mortgage and Utility (STRMU) Assistance. In Row b, enter the total number of STRMU-assisted households that received assistance with mortgage costs only (no utility costs) and the amount expended assisting these households. In Row c, enter the total number of STRMU-assisted households that received assistance with both mortgage and utility costs and the amount expended assisting these households. In Row d, enter the total number of STRMU-assisted households that received assistance with rental costs only (no utility costs) and the amount expended assisting these households. In Row e, enter the total number of STRMU-assisted households that received assistance with both rental and utility costs and the amount expended assisting these households. In Row f, enter the total number of STRMU-assisted households that received assistance with utility costs only (not including rent or mortgage costs) and the amount expended assisting these households. In row g, report the amount of STRMU funds expended to support direct program costs such as program operation staff.

**Data Check:** The total households reported as served with STRMU in Row a, column [1] and the total amount of HOPWA funds reported as expended in Row a, column [2] equals the household and expenditure total reported for STRMU in Part 3, Chart 1, Row 4, Columns b and f, respectively.

**Data Check:** The total number of households reported in Column [1], Rows b, c, d, e, and f equal the total number of STRMU households reported in Column [1], Row a. The total amount reported as expended in Column [2], Rows b, c, d, e, f, and g. equal the total amount of STRMU expenditures reported in Column [2], Row a.

Housing Subsidy Assistance Categories (STRMU)		[1] Output: Number of <u>Households</u> Served	[2] Output: Total HOPWA Funds Expended on STRMU during Operating Year
a.	<b>Total Short-term mortgage, rent and/or utility (STRMU) assistance</b>	536	\$730,981.35
b.	<u>Of the total STRMU reported on Row a</u> , total who received assistance with mortgage costs ONLY.	43	\$51,149.16
c.	<u>Of the total STRMU reported on Row a</u> , total who received assistance with mortgage and utility costs.	17	\$19,692.57
d.	<u>Of the total STRMU reported on Row a</u> , total who received assistance with rental costs ONLY.	247	\$504,804.79
e.	<u>Of the total STRMU reported on Row a</u> , total who received assistance with rental and utility costs.	72	\$70,834.88
f.	<u>Of the total STRMU reported on Row a</u> , total who received assistance with utility costs ONLY.	157	\$84,499.95
g.	Direct program delivery costs (e.g., program operations staff time)		\$0.00

**End of PART 3**



**Part 4: Summary of Performance Outcomes**

In Column [1], report the total number of eligible households that received HOPWA housing subsidy assistance, by type. In Column [2], enter the number of households that continued to access each type of housing subsidy assistance into next operating year. In Column [3], report the housing status of all households that exited the program.  
**Data Check:** The sum of Columns [2] (Number of Households Continuing) and [3] (Exited Households) equals the total reported in Column[1].  
**Note:** Refer to the housing stability codes that appear in Part 5: Worksheet - Determining Housing Stability Outcomes.

**Section 1. Housing Stability: Assessment of Client Outcomes on Maintaining Housing Stability (Permanent Housing and Related Facilities)**

**A. Permanent Housing Subsidy Assistance**

	[1] Output: Total Number of Households Served	[2] Assessment: Number of Households that Continued Receiving HOPWA Housing Subsidy Assistance into the Next Operating Year	[3] Assessment: Number of Households that exited this HOPWA Program; their Housing Status after Exiting		[4] HOPWA Client Outcomes
<b>Tenant-Based Rental Assistance</b>	697	526	1 Emergency Shelter/Streets	5	<i>Unstable Arrangements</i>
			2 Temporary Housing	3	<i>Temporarily Stable, with Reduced Risk of Homelessness</i>
			3 Private Housing	94	<i>Stable/Permanent Housing (PH)</i>
			4 Other HOPWA	18	
			5 Other Subsidy	13	
			6 Institution	1	
			7 Jail/Prison	7	<i>Unstable Arrangements</i>
			8 Disconnected/Unknown	15	
			9 Death	15	<i>Life Event</i>
<b>0Permanent Supportive Housing Facilities/ Units</b>	0	0	1 Emergency Shelter/Streets	0	<i>Unstable Arrangements</i>
			2 Temporary Housing	0	<i>Temporarily Stable, with Reduced Risk of Homelessness</i>
			3 Private Housing	0	<i>Stable/Permanent Housing (PH)</i>
			4 Other HOPWA	0	
			5 Other Subsidy	0	
			6 Institution	0	
			7 Jail/Prison	0	<i>Unstable Arrangements</i>
			8 Disconnected/Unknown	0	
			9 Death	0	<i>Life Event</i>

**B. Transitional Housing Assistance**

	[1] Output: Total Number of Households Served	[2] Assessment: Number of Households that Continued Receiving HOPWA Housing Subsidy Assistance into the Next Operating Year	[3] Assessment: Number of Households that exited this HOPWA Program; their Housing Status after Exiting		[4] HOPWA Client Outcomes
Transitional/ Short-Term Housing Facilities/ Units	178	36	1 Emergency Shelter/Streets	8	<i>Unstable Arrangements</i>
			2 Temporary Housing	9	<i>Temporarily Stable with Reduced Risk of Homelessness</i>
			3 Private Housing	58	<i>Stable/Permanent Housing (PH)</i>
			4 Other HOPWA	29	
			5 Other Subsidy	11	
			6 Institution	3	
			7 Jail/Prison	0	<i>Unstable Arrangements</i>
			8 Disconnected/unknown	22	
			9 Death	2	<i>Life Event</i>
B1: Total number of households receiving transitional/short-term housing assistance whose tenure exceeded 24 months			0		

**Section 2. Prevention of Homelessness: Assessment of Client Outcomes on Reduced Risks of Homelessness (Short-Term Housing Subsidy Assistance)**

Report the total number of households that received STRMU assistance in Column [1].

In Column [2], identify the outcomes of the households reported in Column [1] either at the time that they were known to have left the STRMU program or through the project sponsor’s best assessment for stability at the end of the operating year.

Information in Column [3] provides a description of housing outcomes; therefore, data is not required.

At the bottom of the chart:

- In Row 1a, report those households that received STRMU assistance during the operating year of this report, and the prior operating year.
- In Row 1b, report those households that received STRMU assistance during the operating year of this report, and the two prior operating years.

**Data Check:** The total households reported as served with STRMU in Column [1] equals the total reported in Part 3, Chart 1, Row 4, Column b.

**Data Check:** The sum of Column [2] should equal the number of households reported in Column [1].

**Assessment of Households that Received STRMU Assistance**

[1] Output: Total number of households	[2] Assessment of Housing Status		[3] HOPWA Client Outcomes
536	<b>Maintain Private Housing without subsidy</b> <i>(e.g. Assistance provided/completed and client is stable, not likely to seek additional support)</i>	213	<i>Stable/Permanent Housing (PH)</i>
	<b>Other Private Housing without subsidy</b> <i>(e.g. client switched housing units and is now stable, not likely to seek additional support)</i>	15	
	Other HOPWA Housing Subsidy Assistance	22	
	Other Housing Subsidy (PH)	2	
	<b>Institution</b> <i>(e.g. residential and long-term care)</i>	0	
	Likely that additional STRMU is needed to maintain current housing arrangements	274	<i>Temporarily Stable, with Reduced Risk of Homelessness</i>
	<b>Transitional Facilities/Short-term</b> <i>(e.g. temporary or transitional arrangement)</i>	2	
	<b>Temporary/Non-Permanent Housing arrangement</b> <i>(e.g. gave up lease, and moved in with family or friends but expects to live there less than 90 days)</i>	0	
	Emergency Shelter/street	1	<i>Unstable Arrangements</i>
	Jail/Prison	0	
Disconnected	5		
Death	2	<i>Life Event</i>	
1a. Total number of those households that received STRMU Assistance in the operating year of this report that also received STRMU assistance in the prior operating year (e.g. households that received STRMU assistance in two consecutive operating years).			91
1b. Total number of those households that received STRMU Assistance in the operating year of this report that also received STRMU assistance in the two prior operating years (e.g. households that received STRMU assistance in three consecutive operating years).			64

### Section 3. HOPWA Outcomes on Access to Care and Support

#### 1a. Total Number of Households

Line [1]: For project sponsors that provided HOPWA housing subsidy assistance during the operating year identify in the appropriate row the number of households that received HOPWA housing subsidy assistance (TBRA, STRMU, Facility-Based, PHP and Master Leasing) and HOPWA funded case management services. Use Row c to adjust for duplication among the service categories and Row d to provide an unduplicated household total.

Line [2]: For project sponsors that did NOT provide HOPWA housing subsidy assistance identify in the appropriate row the number of households that received HOPWA funded case management services.

**Note:** These numbers will help you to determine which clients to report Access to Care and Support Outcomes for and will be used by HUD as a basis for analyzing the percentage of households who demonstrated or maintained connections to care and support as identified in Chart 1b below.

<b>Total Number of Households</b>	
<b>1. For Project Sponsors that provided HOPWA Housing Subsidy Assistance:</b> Identify the total number of households that received the following HOPWA-funded services:	
a. Housing Subsidy Assistance (duplicated)-TBRA, STRMU, PHP, Facility-Based Housing, and Master Leasing	1,513
b. Case Management	1,018
c. Adjustment for duplication (subtraction)	1,078
<b>d. Total Households Served by Project Sponsors with Housing Subsidy Assistance (Sum of Rows a and b minus Row c)</b>	<b>1,453</b>
<b>2. For Project Sponsors did NOT provide HOPWA Housing Subsidy Assistance:</b> Identify the total number of households that received the following HOPWA-funded service:	
a. HOPWA Case Management	0
<b>b. Total Households Served by Project Sponsors without Housing Subsidy Assistance</b>	<b>0</b>

#### 1b. Status of Households Accessing Care and Support

Column [1]: Of the households identified as receiving services from project sponsors that provided HOPWA housing subsidy assistance as identified in Chart 1a, Row 1d above, report the number of households that demonstrated access or maintained connections to care and support within the operating year.

Column [2]: Of the households identified as receiving services from project sponsors that did NOT provide HOPWA housing subsidy assistance as reported in Chart 1a, Row 2b, report the number of households that demonstrated improved access or maintained connections to care and support within the operating year.

**Note:** For information on types and sources of income and medical insurance/assistance, refer to Charts below.

<b>Categories of Services Accessed</b>	<b>[1] For project sponsors that provided HOPWA housing subsidy assistance, identify the households who demonstrated the following:</b>	<b>[2] For project sponsors that did NOT provide HOPWA housing subsidy assistance, identify the households who demonstrated the following:</b>	<b>Outcome Indicator</b>
1. Has a housing plan for maintaining or establishing stable on-going housing	1,431	0	Support for Stable Housing
2. Had contact with case manager/benefits counselor consistent with the schedule specified in client's individual service plan (may include leveraged services such as Ryan White Medical Case Management)	1,388	0	Access to Support
3. Had contact with a primary health care provider consistent with the schedule specified in client's individual service plan	1,319	0	Access to Health Care
4. Accessed and maintained medical insurance/assistance	1,216	0	Access to Health Care
5. Successfully accessed or maintained qualification for sources of income	1,028	0	Sources of Income

#### Chart 1b, Line 4: Sources of Medical Insurance and Assistance include, but are not limited to the following (Reference only)

<ul style="list-style-type: none"> <li>MEDICAID Health Insurance Program, or use local program name</li> <li>MEDICARE Health Insurance Program, or use local program name</li> </ul>	<ul style="list-style-type: none"> <li>Veterans Affairs Medical Services</li> <li>AIDS Drug Assistance Program (ADAP)</li> <li>State Children's Health Insurance Program (SCHIP), or use local program name</li> </ul>	<ul style="list-style-type: none"> <li>Ryan White-funded Medical or Dental Assistance</li> </ul>
--	--	--

**Chart 1b, Row 5: Sources of Income include, but are not limited to the following (Reference only)**

<ul style="list-style-type: none"> <li>• Earned Income</li> <li>• Veteran’s Pension</li> <li>• Unemployment Insurance</li> <li>• Pension from Former Job</li> <li>• Supplemental Security Income (SSI)</li> </ul>	<ul style="list-style-type: none"> <li>• Child Support</li> <li>• Social Security Disability Income (SSDI)</li> <li>• Alimony or other Spousal Support</li> <li>• Veteran’s Disability Payment</li> <li>• Retirement Income from Social Security</li> <li>• Worker’s Compensation</li> </ul>	<ul style="list-style-type: none"> <li>• General Assistance (GA), or use local program name</li> <li>• Private Disability Insurance</li> <li>• Temporary Assistance for Needy Families (TANF)</li> <li>• Other Income Sources</li> </ul>
---	--	--

**1c. Households that Obtained Employment**

Column [1]: Of the households identified as receiving services from project sponsors that provided HOPWA housing subsidy assistance as identified in Chart 1a, Row 1d above, report on the number of households that include persons who obtained an income-producing job during the operating year that resulted from HOPWA-funded Job training, employment assistance, education or related case management/counseling services.

Column [2]: Of the households identified as receiving services from project sponsors that did NOT provide HOPWA housing subsidy assistance as reported in Chart 1a, Row 2b, report on the number of households that include persons who obtained an income-producing job during the operating year that resulted from HOPWA-funded Job training, employment assistance, education or case management/counseling services.

*Note: This includes jobs created by this project sponsor or obtained outside this agency.*

*Note: Do not include jobs that resulted from leveraged job training, employment assistance, education or case management/counseling services.*

Categories of Services Accessed	[1] For project sponsors that provided HOPWA housing subsidy assistance, identify the households who demonstrated the following:	[2] For project sponsors that did NOT provide HOPWA housing subsidy assistance, identify the households who demonstrated the following:
Total number of households that obtained an income-producing job	154	0

**End of PART 4**

**PART 5: Worksheet - Determining Housing Stability Outcomes (optional)**

1. This chart is designed to assess program results based on the information reported in Part 4 and to help Grantees determine overall program performance. Completion of this worksheet is optional.

<b>Permanent Housing Subsidy Assistance</b>	<b>Stable Housing</b> (# of households remaining in program plus 3+4+5+6)	<b>Temporary Housing</b> (2)	<b>Unstable Arrangements</b> (1+7+8)	<b>Life Event</b> (9)
Tenant-Based Rental Assistance (TBRA)	652	3	27	15
Permanent Facility-based Housing Assistance/Units	0	0	0	0
Transitional/Short-Term Facility-based Housing Assistance/Units	137	9	30	2
<b>Total Permanent HOPWA Housing Subsidy Assistance</b>	<b>789</b>	<b>12</b>	<b>57</b>	<b>17</b>
<b>Reduced Risk of Homelessness: Short-Term Assistance</b>	<b>Stable/Permanent Housing</b>	<b>Temporarily Stable, with Reduced Risk of Homelessness</b>	<b>Unstable Arrangements</b>	<b>Life Events</b>
Short-Term Rent, Mortgage, and Utility Assistance (STRMU)	252	276	6	2
<b>Total HOPWA Housing Subsidy Assistance</b>	<b>1,041</b>	<b>288</b>	<b>63</b>	<b>19</b>

**Background on HOPWA Housing Stability Codes**

**Stable Permanent Housing/Ongoing Participation**

- 3 = Private Housing in the private rental or home ownership market (without known subsidy, including permanent placement with families or other self-sufficient arrangements) with reasonable expectation that additional support is not needed.
- 4 = Other HOPWA-funded housing subsidy assistance (not STRMU), e.g. TBRA or Facility-Based Assistance.
- 5 = Other subsidized house or apartment (non-HOPWA sources, e.g., Section 8, HOME, public housing).
- 6 = Institutional setting with greater support and continued residence expected (e.g., residential or long-term care facility).

**Temporary Housing**

2 = Temporary housing - moved in with family/friends or other short-term arrangement, such as Ryan White subsidy, transitional housing for homeless, or temporary placement in institution (e.g., hospital, psychiatric hospital or other psychiatric facility, substance abuse treatment facility or detox center).

**Unstable Arrangements**

- 1 = Emergency shelter or no housing destination such as places not meant for habitation (e.g., a vehicle, an abandoned building, bus/train/subway station, or anywhere outside).
- 7 = Jail /prison.
- 8 = Disconnected or disappeared from project support, unknown destination or no assessments of housing needs were undertaken.

**Life Event**

9 = Death, i.e., remained in housing until death. This characteristic is not factored into the housing stability equation.

**Tenant-based Rental Assistance:** Stable Housing is the sum of the number of households that (i) remain in the housing and (ii) those that left the assistance as reported under: 3, 4, 5, and 6. Temporary Housing is the number of households that accessed assistance, and left their current housing for a non-permanent housing arrangement, as reported under item: 2. Unstable Situations is the sum of numbers reported under items: 1, 7, and 8.

**Permanent Facility-Based Housing Assistance:** Stable Housing is the sum of the number of households that (i) remain in the housing and (ii) those that left the assistance as shown as items: 3, 4, 5, and 6. Temporary Housing is the number of households that accessed assistance, and left their current housing for a non-permanent housing arrangement, as reported under item 2. Unstable Situations is the sum of numbers reported under items: 1, 7, and 8.

**Transitional/Short-Term Facility-Based Housing Assistance:** Stable Housing is the sum of the number of households that (i) continue in the residences (ii) those that left the assistance as shown as items: 3, 4, 5, and 6. Other Temporary Housing is the number of households that accessed assistance, and left their current housing for a non-permanent housing arrangement, as reported under item 2. Unstable Situations is the sum of numbers reported under items: 1, 7, and 8.

**Tenure Assessment.** A baseline of households in transitional/short-term facilities for assessment purposes, indicate the number of households whose tenure exceeded 24 months.

**STRMU Assistance:** Stable Housing is the sum of the number of households that accessed assistance for some portion of the permitted 21-week period and there is reasonable expectation that additional support is not needed in order to maintain permanent housing living situation (as this is a time-limited form of housing support) as reported under housing status: Maintain Private Housing with subsidy; Other Private with Subsidy; Other HOPWA support; Other Housing Subsidy; and Institution. Temporarily Stable, with Reduced Risk of Homelessness is the sum of the number of households that accessed assistance for some portion of the permitted 21-week period or left their current housing arrangement for a transitional facility or other temporary/non-permanent housing arrangement and there is reasonable expectation additional support will be needed to maintain housing arrangements in the next year, as reported under housing status: Likely to maintain current housing arrangements, with additional STRMU assistance; Transitional Facilities/Short-term; and Temporary/Non-Permanent Housing arrangements. Unstable Situation is the sum of number of households reported under housing status: Emergency Shelter; Jail/Prison; and Disconnected.

**End of PART 5**

**PART 6: Annual Report of Continued Usage for HOPWA Facility-Based Stewardship Units (ONLY)**

The Annual Report of Continued Usage for HOPWA Facility-Based Stewardship Units is to be used in place of Part 7B of the CAPER if the facility was originally acquired, rehabilitated or constructed/developed in part with HOPWA funds but no HOPWA funds were expended during the operating year. Scattered site units may be grouped together on one page.

Grantees that used HOPWA funding for new construction, acquisition, or substantial rehabilitation are required to operate their facilities for HOPWA eligible individuals for at least ten (10) years. If non-substantial rehabilitation funds were used, they are required to operate for at least three (3) years. Stewardship begins once the facility is put into operation.

*Note: See definition of Stewardship Units.*

**1. General information**

HUD Grant Number(s)  N/A	<b>Operating Year for this report</b> From (mm/dd/yy) To (mm/dd/yy) <input type="checkbox"/> Final Yr  <input type="checkbox"/> Yr 1; <input type="checkbox"/> Yr 2; <input type="checkbox"/> Yr 3; <input type="checkbox"/> Yr 4; <input type="checkbox"/> Yr 5; <input type="checkbox"/> Yr 6;  <input type="checkbox"/> Yr 7; <input type="checkbox"/> Yr 8; <input type="checkbox"/> Yr 9; <input type="checkbox"/> Yr 10
Grantee Name	Date Facility Began Operations (mm/dd/yy)

**2. Number of Units and Non-HOPWA Expenditures**

Facility Name:	Number of Stewardship Units Developed with HOPWA funds	Amount of Non-HOPWA Funds Expended in Support of the Stewardship Units during the Operating Year
Total Stewardship Units (subject to 3- or 10- year use periods)		

**3. Details of Project Site**

Project Sites: Name of HOPWA-funded project	
Site Information: Project Zip Code(s)	
Site Information: Congressional District(s)	
Is the address of the project site confidential?	<input type="checkbox"/> Yes, protect information; do not list <input type="checkbox"/> Not confidential; information can be made available to the public
<b>If the site is not confidential:</b> Please provide the contact information, phone, email address/location, if business address is different from facility address	

**End of PART 6**



**Part 7: Summary Overview of Grant Activities****A. Information on Individuals, Beneficiaries, and Households Receiving HOPWA Housing Subsidy Assistance (TBRA, STRMU, Facility-Based Units, Permanent Housing Placement and Master Leased Units ONLY)**

*Note: Reporting for this section should include ONLY those individuals, beneficiaries, or households that received and/or resided in a household that received HOPWA Housing Subsidy Assistance as reported in Part 3, Chart 1, Row 7, Column b. (e.g., do not include households that received HOPWA supportive services ONLY).*

**Section 1. HOPWA-Eligible Individuals Who Received HOPWA Housing Subsidy Assistance****a. Total HOPWA Eligible Individuals Living with HIV/AIDS**

In Chart a., provide the total number of eligible (and unduplicated) low-income individuals living with HIV/AIDS who qualified their household to receive HOPWA housing subsidy assistance during the operating year. This total should include only the individual who qualified the household for HOPWA assistance, NOT all HIV positive individuals in the household.

<b>Individuals Served with Housing Subsidy Assistance</b>	<b>Total</b>
Number of individuals with HIV/AIDS who qualified their household to receive HOPWA housing subsidy assistance.	1,453

**Chart b. Prior Living Situation**

In Chart b, report the prior living situations for all Eligible Individuals reported in Chart a. In Row 1, report the total number of individuals who continued to receive HOPWA housing subsidy assistance from the prior operating year into this operating year. In Rows 2 through 17, indicate the prior living arrangements for all new HOPWA housing subsidy assistance recipients during the operating year.

*Data Check: The total number of eligible individuals served in Row 18 equals the total number of individuals served through housing subsidy assistance reported in Chart a above.*

<b>Category</b>		<b>Total HOPWA Eligible Individuals Receiving Housing Subsidy Assistance</b>
1.	<u>Continuing</u> to receive HOPWA support from the prior operating year	702
<b>New Individuals who received HOPWA Housing Subsidy Assistance support during Operating Year</b>		
2.	Place not meant for human habitation (such as a vehicle, abandoned building, bus/train/subway station/airport, or outside)	66
3.	Emergency shelter (including hotel, motel, or campground paid for with emergency shelter voucher)	22
4.	Transitional housing for homeless persons	21
5.	<b>Total number of new Eligible Individuals who received HOPWA Housing Subsidy Assistance with a Prior Living Situation that meets HUD definition of homelessness (Sum of Rows 2 – 4)</b>	<b>109</b>
6.	Permanent housing for formerly homeless persons (such as Shelter Plus Care, SHP, or SRO Mod Rehab)	6
7.	Psychiatric hospital or other psychiatric facility	4
8.	Substance abuse treatment facility or detox center	1
9.	Hospital (non-psychiatric facility)	7
10.	Foster care home or foster care group home	0
11.	Jail, prison or juvenile detention facility	30
12.	Rented room, apartment, or house	405
13.	House you own	76
14.	Staying or living in someone else's (family and friends) room, apartment, or house	100
15.	Hotel or motel paid for without emergency shelter voucher	4
16.	Other	8
17.	Don't Know or Refused	1
18.	<b>TOTAL Number of HOPWA Eligible Individuals (sum of Rows 1 and 5-17)</b>	<b>1,453</b>

**c. Homeless Individual Summary**

In Chart c, indicate the number of eligible individuals reported in Chart b, Row 5 as homeless who also are homeless Veterans and/or meet the definition for Chronically Homeless (See Definition section of CAPER). The totals in Chart c do not need to equal the total in Chart b, Row 5.

Category	Number of Homeless Veteran(s)	Number of Chronically Homeless
HOPWA eligible individuals served with HOPWA Housing Subsidy Assistance	1	39

**Section 2. Beneficiaries**

In Chart a, report the total number of HOPWA eligible individuals living with HIV/AIDS who received HOPWA housing subsidy assistance (as reported in Part 7A, Section 1, Chart a), and all associated members of their household who benefitted from receiving HOPWA housing subsidy assistance (resided with HOPWA eligible individuals).

*Note: See definition of HOPWA Eligible Individual*

*Note: See definition of Transgender.*

*Note: See definition of Beneficiaries.*

**Data Check:** The sum of each of the Charts b & c on the following two pages equals the total number of beneficiaries served with HOPWA housing subsidy assistance as determined in Chart a, Row 4 below.

**a. Total Number of Beneficiaries Served with HOPWA Housing Subsidy Assistance**

Individuals and Families Served with HOPWA Housing Subsidy Assistance	Total Number
1. Number of individuals with HIV/AIDS who qualified the household to receive HOPWA housing subsidy assistance (equals the number of HOPWA Eligible Individuals reported in Part 7A, Section 1, Chart a)	1,453
2. Number of ALL other persons <b>diagnosed</b> as HIV positive who reside with the HOPWA eligible individuals identified in Row 1 and who benefitted from the HOPWA housing subsidy assistance	65
3. Number of ALL other persons <b>NOT diagnosed</b> as HIV positive who reside with the HOPWA eligible individual identified in Row 1 and who benefitted from the HOPWA housing subsidy	667
<b>4. TOTAL number of ALL <u>beneficiaries</u> served with Housing Subsidy Assistance (Sum of Rows 1, 2, &amp; 3)</b>	<b>2,185</b>

**b. Age and Gender**

In Chart b, indicate the Age and Gender of all beneficiaries as reported in Chart a directly above. Report the Age and Gender of all HOPWA Eligible Individuals (those reported in Chart a, Row 1) using Rows 1-5 below and the Age and Gender of all other beneficiaries (those reported in Chart a, Rows 2 and 3) using Rows 6-10 below. The number of individuals reported in Row 11, Column E, equals the total number of beneficiaries reported in Part 7, Section 2, Chart a, Row 4.

<b>HOPWA Eligible Individuals (Chart a, Row 1)</b>						
		<b>A.</b>	<b>B.</b>	<b>C.</b>	<b>D.</b>	<b>E.</b>
		<b>Male</b>	<b>Female</b>	<b>Transgender M to F</b>	<b>Transgender F to M</b>	<b>TOTAL (Sum of Columns A-D)</b>
1.	Under 18	0	1	0	1	2
2.	18 to 30 years	110	30	5	1	146
3.	31 to 50 years	484	248	28	0	760
4.	51 years and Older	383	157	5	0	545
5.	<b>Subtotal (Sum of Rows 1-4)</b>	977	436	38	2	1,453
<b>All Other Beneficiaries (Chart a, Rows 2 and 3)</b>						
		<b>A.</b>	<b>B.</b>	<b>C.</b>	<b>D.</b>	<b>E.</b>
		<b>Male</b>	<b>Female</b>	<b>Transgender M to F</b>	<b>Transgender F to M</b>	<b>TOTAL (Sum of Columns A-D)</b>
6.	Under 18	212	218	0	0	430
7.	18 to 30 years	56	46	0	0	102
8.	31 to 50 years	65	47	0	0	112
9.	51 years and Older	40	48	0	0	88
10.	<b>Subtotal (Sum of Rows 6-9)</b>	373	359	0	0	732
<b>Total Beneficiaries (Chart a, Row 4)</b>						
11.	<b>TOTAL (Sum of Rows 5 &amp; 10)</b>	1,350	795	38	2	2,185

**c. Race and Ethnicity\***

In Chart c, indicate the Race and Ethnicity of all beneficiaries receiving HOPWA Housing Subsidy Assistance as reported in Section 2, Chart a, Row 4. Report the race of all HOPWA eligible individuals in Column [A]. Report the ethnicity of all HOPWA eligible individuals in column [B]. Report the race of all other individuals who benefitted from the HOPWA housing subsidy assistance in column [C]. Report the ethnicity of all other individuals who benefitted from the HOPWA housing subsidy assistance in column [D]. The summed total of columns [A] and [C] equals the total number of beneficiaries reported above in Section 2, Chart a, Row 4.

Category		HOPWA Eligible Individuals		All Other Beneficiaries	
		[A] Race [all individuals reported in Section 2, Chart a, Row 1]	[B] Ethnicity [Also identified as Hispanic or Latino]	[C] Race [total of individuals reported in Section 2, Chart a, Rows 2 & 3]	[D] Ethnicity [Also identified as Hispanic or Latino]
1.	American Indian/Alaskan Native	3	1	0	0
2.	Asian	3	0	0	0
3.	Black/African American	449	15	206	15
4.	Native Hawaiian/Other Pacific Islander	1	0	1	0
5.	White	973	629	515	430
6.	American Indian/Alaskan Native & White	7	1	0	0
7.	Asian & White	1	0	0	0
8.	Black/African American & White	11	0	5	0
9.	American Indian/Alaskan Native & Black/African American	1	0	0	0
10.	Other Multi-Racial	4	0	5	0
11.	Column Totals (Sum of Rows 1-10)	1,453	646	732	445

*Data Check: Sum of Row 11 Column A and Row 11 Column C equals the total number HOPWA Beneficiaries reported in Part 3A, Section 2, Chart a, Row 4.*

\*Reference (data requested consistent with Form HUD-27061 Race and Ethnic Data Reporting Form)

**Section 3. Households**

**Household Area Median Income**

Report the income(s) for all households served with HOPWA housing subsidy assistance.

**Data Check:** The total number of households served with HOPWA housing subsidy assistance should equal Part 3C, Row 7, Column b and Part 7A, Section 1, Chart a. (Total HOPWA Eligible Individuals Served with HOPWA Housing Subsidy Assistance).

**Note:** Refer to <https://www.huduser.gov/portal/datasets/il.html> for information on area median income in your community.

Percentage of Area Median Income		Households Served with HOPWA Housing Subsidy Assistance
1.	0-30% of area median income (extremely low)	1,190
2.	31-50% of area median income (very low)	143
3.	51-80% of area median income (low)	120
4.	<b>Total (Sum of Rows 1-3)</b>	1,453

**Part 7: Summary Overview of Grant Activities**

**B. Facility-Based Housing Assistance**

Complete one Part 7B for each facility developed or supported through HOPWA funds.

**Do not complete this Section for programs originally developed with HOPWA funds but no longer supported with HOPWA funds.** If a facility was developed with HOPWA funds (subject to ten years of operation for acquisition, new construction and substantial rehabilitation costs of stewardship units, or three years for non-substantial rehabilitation costs), but HOPWA funds are no longer used to support the facility, the project sponsor should complete Part 6: Continued Usage for HOPWA Facility-Based Stewardship Units (ONLY).

Complete Charts 2a, Project Site Information, and 2b, Type of HOPWA Capital Development Project Units, for all Development Projects, including facilities that were past development projects, but continued to receive HOPWA operating dollars this reporting year.

**1. Project Sponsor Agency Name (Required)**

Big Country AIDS Resources
----------------------------

**2. Capital Development N/A**

**2a. Project Site Information for HOPWA Capital Development of Projects (For Current or Past Capital Development Projects that receive HOPWA Operating Costs this reporting year)**

*Note: If units are scattered-sites, report on them as a group and under type of Facility write "Scattered Sites."*

	Type of Development this operating year	HOPWA Funds Expended this operating year (if applicable)	Non-HOPWA funds Expended (if applicable)	Name of Facility:
	<input type="checkbox"/> New construction	\$	\$	<b>Type of Facility [Check <u>only one</u> box.]</b> <input type="checkbox"/> Permanent housing <input type="checkbox"/> Short-term Shelter or Transitional housing <input type="checkbox"/> Supportive services only facility
	<input type="checkbox"/> Rehabilitation	\$	\$	
	<input type="checkbox"/> Acquisition	\$	\$	
	<input type="checkbox"/> Operating	\$	\$	
a.	Purchase/lease of property:			Date (mm/dd/yy):
b.	Rehabilitation/Construction Dates:			Date started: <span style="float: right;">Date Completed:</span>
c.	Operation dates:			Date residents began to occupy: <input type="checkbox"/> Not yet occupied
d.	Date supportive services began:			Date started: <input type="checkbox"/> Not yet providing services
e.	Number of units in the facility:			HOPWA-funded units = <span style="float: right;">Total Units =</span>
f.	Is a waiting list maintained for the facility?			<input type="checkbox"/> Yes <input type="checkbox"/> No <i>If yes, number of participants on the list at the end of operating year</i>
g.	What is the address of the facility (if different from business address)?			
h.	Is the address of the project site confidential?			<input type="checkbox"/> Yes, protect information; do not publish list <input type="checkbox"/> No, can be made available to the public

**2b. Number and Type of HOPWA Capital Development Project Units (For Current or Past Capital Development Projects that receive HOPWA Operating Costs this Reporting Year)**

For units entered above in 2a, please list the number of HOPWA units that fulfill the following criteria:

	Number Designated for the Chronically Homeless	Number Designated to Assist the Homeless	Number Energy-Star Compliant	Number 504 Accessible – Mobility Units - Sensory Units
Rental units constructed (new) and/or acquired <u>with or without</u> rehab				
Rental units rehabbed				
Homeownership units constructed (if approved)				

### 3. Units Assisted in Types of Housing Facility/Units Leased by Project Sponsor

Charts 3a, 3b, and 4 are required for each facility. In Charts 3a and 3b, indicate the type and number of housing units in the facility, including master leased units, project-based or other scattered site units leased by the organization, categorized by the number of bedrooms per unit.

*Note: The number units may not equal the total number of households served.*

**Please complete separate charts for each housing facility assisted. Scattered site units may be grouped together.**

#### 3a. Check one only

- Permanent Supportive Housing Facility/Units  
 Short-term Shelter or Transitional Supportive Housing Facility/Units

#### 3b. Type of Facility

Complete the following Chart for all facilities leased, master leased, project-based, or operated with HOPWA funds during the reporting year.

**Name of Project Sponsor/Agency Operating the Facility/Leased Units: Big Country AIDS Resources**

Type of housing facility operated by the project sponsor		Total Number of <u>Units</u> in use during the Operating Year Categorized by the Number of Bedrooms per Units				
		SRO/Studio/0 bdrm	1 bdrm	2 bdrm	3 bdrm	4 bdrm
a.	Single room occupancy dwelling					
b.	Community residence					
c.	Project-based rental assistance units or leased units					
d.	Other housing facility <u>Specify:</u> Hotel/motel	8				

#### 4. Households and Housing Expenditures

Enter the total number of households served and the amount of HOPWA funds expended by the project sponsor on subsidies for housing involving the use of facilities, master leased units, project based or other scattered site units leased by the organization.

Housing Assistance Category: Facility Based Housing		Output: Number of Households	Output: Total HOPWA Funds Expended during Operating Year by Project Sponsor
a.	Leasing Costs	8	\$7,950.00
b.	Operating Costs		
c.	Project-Based Rental Assistance (PBRA) or other leased units		
d.	Other Activity (if approved in grant agreement) <u>Specify:</u>		
e.	<b>Adjustment to eliminate duplication (subtract)</b>	0	
f.	<b>TOTAL Facility-Based Housing Assistance (Sum Rows a through d minus Row e)</b>	8	\$7,950.00

**1. Project Sponsor Agency Name (Required)**

Community Action of Central Texas
-----------------------------------

**2. Capital Development N/A**

**2a. Project Site Information for HOPWA Capital Development of Projects (For Current or Past Capital Development Projects that receive HOPWA Operating Costs this reporting year)**

*Note: If units are scattered-sites, report on them as a group and under type of Facility write "Scattered Sites."*

Type of Development this operating year	HOPWA Funds Expended this operating year (if applicable)	Non-HOPWA funds Expended (if applicable)	Name of Facility:
<input type="checkbox"/> New construction	\$	\$	<b>Type of Facility [Check <u>only one</u> box.]</b> <input type="checkbox"/> Permanent housing <input type="checkbox"/> Short-term Shelter or Transitional housing <input type="checkbox"/> Supportive services only facility
<input type="checkbox"/> Rehabilitation	\$	\$	
<input type="checkbox"/> Acquisition	\$	\$	
<input type="checkbox"/> Operating	\$	\$	
a.	Purchase/lease of property:		Date (mm/dd/yy):
b.	Rehabilitation/Construction Dates:		Date started: <span style="float: right;">Date Completed:</span>
c.	Operation dates:		Date residents began to occupy: <input type="checkbox"/> Not yet occupied
d.	Date supportive services began:		Date started: <input type="checkbox"/> Not yet providing services
e.	Number of units in the facility:		HOPWA-funded units = <span style="float: right;">Total Units =</span>
f.	Is a waiting list maintained for the facility?		<input type="checkbox"/> Yes <input type="checkbox"/> No <i>If yes, number of participants on the list at the end of operating year</i>
g.	What is the address of the facility (if different from business address)?		
h.	Is the address of the project site confidential?		<input type="checkbox"/> Yes, protect information; do not publish list <input type="checkbox"/> No, can be made available to the public

**2b. Number and Type of HOPWA Capital Development Project Units (For Current or Past Capital Development Projects that receive HOPWA Operating Costs this Reporting Year)**

For units entered above in 2a, please list the number of HOPWA units that fulfill the following criteria:

	Number Designated for the Chronically Homeless	Number Designated to Assist the Homeless	Number Energy-Star Compliant	Number 504 Accessible – Mobility Units - Sensory Units
Rental units constructed (new) and/or acquired with or without rehab				
Rental units rehabbed				
Homeownership units constructed (if approved)				

**3. Units Assisted in Types of Housing Facility/Units Leased by Project Sponsor**

Charts 3a, 3b, and 4 are required for each facility. In Charts 3a and 3b, indicate the type and number of housing units in the facility, including master leased units, project-based or other scattered site units leased by the organization, categorized by the number of bedrooms per unit.

*Note: The number units may not equal the total number of households served.*

**Please complete separate charts for each housing facility assisted. Scattered site units may be grouped together.**

**3a. Check one only**

- Permanent Supportive Housing Facility/Units
- Short-term Shelter or Transitional Supportive Housing Facility/Units

**3b. Type of Facility**

Complete the following Chart for all facilities leased, master leased, project-based, or operated with HOPWA funds during the reporting year.

**Name of Project Sponsor/Agency Operating the Facility/Leased Units: Community Action of Central Texas**

Type of housing facility operated by the project sponsor		Total Number of Units in use during the Operating Year Categorized by the Number of Bedrooms per Units				
		SRO/Studio/0 bdrm	1 bdrm	2 bdrm	3 bdrm	4 bdrm
a.	Single room occupancy dwelling					
b.	Community residence					
c.	Project-based rental assistance units or leased units					
d.	Other housing facility <u>Specify:</u> Hotel/motel	3				

**4. Households and Housing Expenditures**

Enter the total number of households served and the amount of HOPWA funds expended by the project sponsor on subsidies for housing involving the use of facilities, master leased units, project based or other scattered site units leased by the organization.

Housing Assistance Category: Facility Based Housing		Output: Number of Households	Output: Total HOPWA Funds Expended during Operating Year by Project Sponsor
a.	Leasing Costs	3	\$5,047.00
b.	Operating Costs		
c.	Project-Based Rental Assistance (PBRA) or other leased units		
d.	Other Activity (if approved in grant agreement) <u>Specify:</u>		
e.	Adjustment to eliminate duplication (subtract)	0	
f.	<b>TOTAL Facility-Based Housing Assistance (Sum Rows a through d minus Row e)</b>	3	\$5,047.00



**1. Project Sponsor Agency Name (Required)**

Victoria County Public Health Department

**2. Capital Development N/A**

**2a. Project Site Information for HOPWA Capital Development of Projects (For Current or Past Capital Development Projects that receive HOPWA Operating Costs this reporting year)**

*Note: If units are scattered-sites, report on them as a group and under type of Facility write "Scattered Sites."*

Type of Development this operating year	HOPWA Funds Expended this operating year (if applicable)	Non-HOPWA funds Expended (if applicable)	Name of Facility:
<input type="checkbox"/> New construction	\$	\$	<b>Type of Facility [Check <u>only one</u> box.]</b> <input type="checkbox"/> Permanent housing <input type="checkbox"/> Short-term Shelter or Transitional housing <input type="checkbox"/> Supportive services only facility
<input type="checkbox"/> Rehabilitation	\$	\$	
<input type="checkbox"/> Acquisition	\$	\$	
<input type="checkbox"/> Operating	\$	\$	
a.	Purchase/lease of property:		Date (mm/dd/yy):
b.	Rehabilitation/Construction Dates:		Date started: _____ Date Completed: _____
c.	Operation dates:		Date residents began to occupy: <input type="checkbox"/> Not yet occupied
d.	Date supportive services began:		Date started: <input type="checkbox"/> Not yet providing services
e.	Number of units in the facility:		HOPWA-funded units = _____ Total Units = _____
f.	Is a waiting list maintained for the facility?		<input type="checkbox"/> Yes <input type="checkbox"/> No <i>If yes, number of participants on the list at the end of operating year</i>
g.	What is the address of the facility (if different from business address)?		
h.	Is the address of the project site confidential?		<input type="checkbox"/> Yes, protect information; do not publish list <input type="checkbox"/> No, can be made available to the public

**2b. Number and Type of HOPWA Capital Development Project Units (For Current or Past Capital Development Projects that receive HOPWA Operating Costs this Reporting Year)**

For units entered above in 2a, please list the number of HOPWA units that fulfill the following criteria:

	Number Designated for the Chronically Homeless	Number Designated to Assist the Homeless	Number Energy-Star Compliant	Number 504 Accessible – Mobility Units - Sensory Units
Rental units constructed (new) and/or acquired with or without rehab				
Rental units rehabbed				
Homeownership units constructed (if approved)				

**3. Units Assisted in Types of Housing Facility/Units Leased by Project Sponsor**

Charts 3a, 3b, and 4 are required for each facility. In Charts 3a and 3b, indicate the type and number of housing units in the facility, including master leased units, project-based or other scattered site units leased by the organization, categorized by the number of bedrooms per unit.

*Note: The number units may not equal the total number of households served.*

**Please complete separate charts for each housing facility assisted. Scattered site units may be grouped together.**

**3a. Check one only**

- Permanent Supportive Housing Facility/Units
- Short-term Shelter or Transitional Supportive Housing Facility/Units

**3b. Type of Facility**

Complete the following Chart for all facilities leased, master leased, project-based, or operated with HOPWA funds during the reporting year.

**Name of Project Sponsor/Agency Operating the Facility/Leased Units: Victoria County Public Health Department**

Type of housing facility operated by the project sponsor		Total Number of Units in use during the Operating Year Categorized by the Number of Bedrooms per Units				
		SRO/Studio/0 bdrm	1 bdrm	2 bdrm	3 bdrm	4 bdrm
a.	Single room occupancy dwelling					
b.	Community residence					
c.	Project-based rental assistance units or leased units					
d.	Other housing facility <u>Specify:</u> Hotel/motel	1				

**4. Households and Housing Expenditures**

Enter the total number of households served and the amount of HOPWA funds expended by the project sponsor on subsidies for housing involving the use of facilities, master leased units, project based or other scattered site units leased by the organization.

Housing Assistance Category: Facility Based Housing		Output: Number of Households	Output: Total HOPWA Funds Expended during Operating Year by Project Sponsor
a.	Leasing Costs	1	\$293.86
b.	Operating Costs		
c.	Project-Based Rental Assistance (PBRA) or other leased units		
d.	Other Activity (if approved in grant agreement) <u>Specify:</u>		
e.	Adjustment to eliminate duplication (subtract)	0	
f.	<b>TOTAL Facility-Based Housing Assistance (Sum Rows a through d minus Row e)</b>	1	\$293.86

**1. Project Sponsor Agency Name (Required)**

NORTEX Regional Planning Commission
-------------------------------------

**2. Capital Development N/A**

**2a. Project Site Information for HOPWA Capital Development of Projects (For Current or Past Capital Development Projects that receive HOPWA Operating Costs this reporting year)**

*Note: If units are scattered-sites, report on them as a group and under type of Facility write "Scattered Sites."*

Type of Development this operating year	HOPWA Funds Expended this operating year (if applicable)	Non-HOPWA funds Expended (if applicable)	Name of Facility:
<input type="checkbox"/> New construction	\$	\$	<b>Type of Facility [Check <u>only one</u> box.]</b> <input type="checkbox"/> Permanent housing <input type="checkbox"/> Short-term Shelter or Transitional housing <input type="checkbox"/> Supportive services only facility
<input type="checkbox"/> Rehabilitation	\$	\$	
<input type="checkbox"/> Acquisition	\$	\$	
<input type="checkbox"/> Operating	\$	\$	
a.	Purchase/lease of property:		Date (mm/dd/yy):
b.	Rehabilitation/Construction Dates:		Date started: <span style="float: right;">Date Completed:</span>
c.	Operation dates:		Date residents began to occupy: <input type="checkbox"/> Not yet occupied
d.	Date supportive services began:		Date started: <input type="checkbox"/> Not yet providing services
e.	Number of units in the facility:		HOPWA-funded units = <span style="float: right;">Total Units =</span>
f.	Is a waiting list maintained for the facility?		<input type="checkbox"/> Yes <input type="checkbox"/> No <i>If yes, number of participants on the list at the end of operating year</i>
g.	What is the address of the facility (if different from business address)?		
h.	Is the address of the project site confidential?		<input type="checkbox"/> Yes, protect information; do not publish list <input type="checkbox"/> No, can be made available to the public

**2b. Number and Type of HOPWA Capital Development Project Units (For Current or Past Capital Development Projects that receive HOPWA Operating Costs this Reporting Year)**

For units entered above in 2a, please list the number of HOPWA units that fulfill the following criteria:

	Number Designated for the Chronically Homeless	Number Designated to Assist the Homeless	Number Energy-Star Compliant	Number 504 Accessible – Mobility Units - Sensory Units
Rental units constructed (new) and/or acquired with or without rehab				
Rental units rehabbed				
Homeownership units constructed (if approved)				

**3. Units Assisted in Types of Housing Facility/Units Leased by Project Sponsor**

Charts 3a, 3b, and 4 are required for each facility. In Charts 3a and 3b, indicate the type and number of housing units in the facility, including master leased units, project-based or other scattered site units leased by the organization, categorized by the number of bedrooms per unit.

*Note: The number units may not equal the total number of households served.*

**Please complete separate charts for each housing facility assisted. Scattered site units may be grouped together.**

**3a. Check one only**

- Permanent Supportive Housing Facility/Units
- Short-term Shelter or Transitional Supportive Housing Facility/Units

**3b. Type of Facility**

Complete the following Chart for all facilities leased, master leased, project-based, or operated with HOPWA funds during the reporting year.

**Name of Project Sponsor/Agency Operating the Facility/Leased Units: NORTEX Regional Planning Commission**

Type of housing facility operated by the project sponsor		Total Number of Units in use during the Operating Year Categorized by the Number of Bedrooms per Units				
		SRO/Studio/0 bdrm	1 bdrm	2 bdrm	3 bdrm	4 bdrm
a.	Single room occupancy dwelling					
b.	Community residence					
c.	Project-based rental assistance units or leased units					
d.	Other housing facility <u>Specify:</u> Hotel/motel	2				

**4. Households and Housing Expenditures**

Enter the total number of households served and the amount of HOPWA funds expended by the project sponsor on subsidies for housing involving the use of facilities, master leased units, project based or other scattered site units leased by the organization.

Housing Assistance Category: Facility Based Housing		Output: Number of Households	Output: Total HOPWA Funds Expended during Operating Year by Project Sponsor
a.	Leasing Costs	2	\$1,400.00
b.	Operating Costs		
c.	Project-Based Rental Assistance (PBRA) or other leased units		
d.	Other Activity (if approved in grant agreement) <u>Specify:</u>		
e.	Adjustment to eliminate duplication (subtract)	0	
f.	<b>TOTAL Facility-Based Housing Assistance (Sum Rows a through d minus Row e)</b>	2	\$1,400.00

**1. Project Sponsor Agency Name (Required)**

AIDS Foundation of Houston
----------------------------

**2. Capital Development N/A**

**2a. Project Site Information for HOPWA Capital Development of Projects (For Current or Past Capital Development Projects that receive HOPWA Operating Costs this reporting year)**

*Note: If units are scattered-sites, report on them as a group and under type of Facility write "Scattered Sites."*

Type of Development this operating year	HOPWA Funds Expended this operating year (if applicable)	Non-HOPWA funds Expended (if applicable)	Name of Facility:
<input type="checkbox"/> New construction	\$	\$	<b>Type of Facility [Check <u>only one</u> box.]</b> <input type="checkbox"/> Permanent housing <input type="checkbox"/> Short-term Shelter or Transitional housing <input type="checkbox"/> Supportive services only facility
<input type="checkbox"/> Rehabilitation	\$	\$	
<input type="checkbox"/> Acquisition	\$	\$	
<input type="checkbox"/> Operating	\$	\$	
a.	Purchase/lease of property:		Date (mm/dd/yy):
b.	Rehabilitation/Construction Dates:		Date started: <span style="float: right;">Date Completed:</span>
c.	Operation dates:		Date residents began to occupy: <input type="checkbox"/> Not yet occupied
d.	Date supportive services began:		Date started: <input type="checkbox"/> Not yet providing services
e.	Number of units in the facility:		HOPWA-funded units = <span style="float: right;">Total Units =</span>
f.	Is a waiting list maintained for the facility?		<input type="checkbox"/> Yes <input type="checkbox"/> No <i>If yes, number of participants on the list at the end of operating year</i>
g.	What is the address of the facility (if different from business address)?		
h.	Is the address of the project site confidential?		<input type="checkbox"/> Yes, protect information; do not publish list <input type="checkbox"/> No, can be made available to the public

**2b. Number and Type of HOPWA Capital Development Project Units (For Current or Past Capital Development Projects that receive HOPWA Operating Costs this Reporting Year)**

For units entered above in 2a, please list the number of HOPWA units that fulfill the following criteria:

	Number Designated for the Chronically Homeless	Number Designated to Assist the Homeless	Number Energy-Star Compliant	Number 504 Accessible – Mobility Units - Sensory Units
Rental units constructed (new) and/or acquired with or without rehab				
Rental units rehabbed				
Homeownership units constructed (if approved)				

### 3. Units Assisted in Types of Housing Facility/Units Leased by Project Sponsor

Charts 3a, 3b, and 4 are required for each facility. In Charts 3a and 3b, indicate the type and number of housing units in the facility, including master leased units, project-based or other scattered site units leased by the organization, categorized by the number of bedrooms per unit.

*Note: The number units may not equal the total number of households served.*

**Please complete separate charts for each housing facility assisted. Scattered site units may be grouped together.**

#### 3a. Check one only

- Permanent Supportive Housing Facility/Units  
 Short-term Shelter or Transitional Supportive Housing Facility/Units

#### 3b. Type of Facility

Complete the following Chart for all facilities leased, master leased, project-based, or operated with HOPWA funds during the reporting year.

**Name of Project Sponsor/Agency Operating the Facility/Leased Units: AIDS Foundation of Houston**

Type of housing facility operated by the project sponsor		Total Number of Units in use during the Operating Year Categorized by the Number of Bedrooms per Units				
		SRO/Studio/0 bdrm	1 bdrm	2 bdrm	3 bdrm	4 bdrm
a.	Single room occupancy dwelling					
b.	Community residence					
c.	Project-based rental assistance units or leased units		11			
d.	Other housing facility <b>Specify:</b> Hotel/motel	60				

#### 4. Households and Housing Expenditures

Enter the total number of households served and the amount of HOPWA funds expended by the project sponsor on subsidies for housing involving the use of facilities, master leased units, project based or other scattered site units leased by the organization.

Housing Assistance Category: Facility Based Housing		Output: Number of Households	Output: Total HOPWA Funds Expended during Operating Year by Project Sponsor
a.	Leasing Costs	60	\$87,327.00
b.	Operating Costs		
c.	Project-Based Rental Assistance (PBRA) or other leased units	24	\$114,952.00
d.	Other Activity (if approved in grant agreement) <b>Specify:</b>		
e.	Adjustment to eliminate duplication (subtract)	7	
f.	<b>TOTAL Facility-Based Housing Assistance (Sum Rows a through d minus Row e)</b>	77	\$202,279.00

**Note: The data for this Project Sponsor covers two facility-based housing assistance activities: Short-Term Supportive Housing (STSH) and Transitional Supportive Housing (TSH). The STSH component provided hotel/motel assistance and the TSH component provided up to 24 months of facility-based rental assistance (in this case, using a master-leasing model).**

**1. Project Sponsor Agency Name (Required)**

Valley AIDS Council
---------------------

**2. Capital Development N/A**

**2a. Project Site Information for HOPWA Capital Development of Projects (For Current or Past Capital Development Projects that receive HOPWA Operating Costs this reporting year)**

*Note: If units are scattered-sites, report on them as a group and under type of Facility write "Scattered Sites."*

Type of Development this operating year	HOPWA Funds Expended this operating year (if applicable)	Non-HOPWA funds Expended (if applicable)	Name of Facility:
<input type="checkbox"/> New construction	\$	\$	<b>Type of Facility [Check <u>only one</u> box.]</b> <input type="checkbox"/> Permanent housing <input type="checkbox"/> Short-term Shelter or Transitional housing <input type="checkbox"/> Supportive services only facility
<input type="checkbox"/> Rehabilitation	\$	\$	
<input type="checkbox"/> Acquisition	\$	\$	
<input type="checkbox"/> Operating	\$	\$	
a.	Purchase/lease of property:		Date (mm/dd/yy):
b.	Rehabilitation/Construction Dates:		Date started: <span style="float: right;">Date Completed:</span>
c.	Operation dates:		Date residents began to occupy: <input type="checkbox"/> Not yet occupied
d.	Date supportive services began:		Date started: <input type="checkbox"/> Not yet providing services
e.	Number of units in the facility:		HOPWA-funded units = <span style="float: right;">Total Units =</span>
f.	Is a waiting list maintained for the facility?		<input type="checkbox"/> Yes <input type="checkbox"/> No <i>If yes, number of participants on the list at the end of operating year</i>
g.	What is the address of the facility (if different from business address)?		
h.	Is the address of the project site confidential?		<input type="checkbox"/> Yes, protect information; do not publish list <input type="checkbox"/> No, can be made available to the public

**2b. Number and Type of HOPWA Capital Development Project Units (For Current or Past Capital Development Projects that receive HOPWA Operating Costs this Reporting Year)**

For units entered above in 2a, please list the number of HOPWA units that fulfill the following criteria:

	Number Designated for the Chronically Homeless	Number Designated to Assist the Homeless	Number Energy-Star Compliant	Number 504 Accessible – Mobility Units - Sensory Units
Rental units constructed (new) and/or acquired with or without rehab				
Rental units rehabbed				
Homeownership units constructed (if approved)				

**3. Units Assisted in Types of Housing Facility/Units Leased by Project Sponsor**

Charts 3a, 3b, and 4 are required for each facility. In Charts 3a and 3b, indicate the type and number of housing units in the facility, including master leased units, project-based or other scattered site units leased by the organization, categorized by the number of bedrooms per unit.

*Note: The number units may not equal the total number of households served.*

**Please complete separate charts for each housing facility assisted. Scattered site units may be grouped together.**

**3a. Check one only**

- Permanent Supportive Housing Facility/Units
- Short-term Shelter or Transitional Supportive Housing Facility/Units

**3b. Type of Facility**

Complete the following Chart for all facilities leased, master leased, project-based, or operated with HOPWA funds during the reporting year.

**Name of Project Sponsor/Agency Operating the Facility/Leased Units: Valley AIDS Council**

Type of housing facility operated by the project sponsor		Total Number of Units in use during the Operating Year Categorized by the Number of Bedrooms per Units				
		SRO/Studio/0 bdrm	1 bdrm	2 bdrm	3 bdrm	4 bdrm
a.	Single room occupancy dwelling					
b.	Community residence					
c.	Project-based rental assistance units or leased units					
d.	Other housing facility <u>Specify:</u> Hotel/motel	47				

**4. Households and Housing Expenditures**

Enter the total number of households served and the amount of HOPWA funds expended by the project sponsor on subsidies for housing involving the use of facilities, master leased units, project based or other scattered site units leased by the organization.

Housing Assistance Category: Facility Based Housing		Output: Number of Households	Output: Total HOPWA Funds Expended during Operating Year by Project Sponsor
a.	Leasing Costs	47	\$26,071.66
b.	Operating Costs		
c.	Project-Based Rental Assistance (PBRA) or other leased units		
d.	Other Activity (if approved in grant agreement) <u>Specify:</u>		
e.	Adjustment to eliminate duplication (subtract)	0	
f.	<b>TOTAL Facility-Based Housing Assistance (Sum Rows a through d minus Row e)</b>	47	\$26,071.66



**1. Project Sponsor Agency Name (Required)**

Coastal Bend Wellness Foundation
----------------------------------

**2. Capital Development N/A**

**2a. Project Site Information for HOPWA Capital Development of Projects (For Current or Past Capital Development Projects that receive HOPWA Operating Costs this reporting year)**

*Note: If units are scattered-sites, report on them as a group and under type of Facility write "Scattered Sites."*

Type of Development this operating year	HOPWA Funds Expended this operating year (if applicable)	Non-HOPWA funds Expended (if applicable)	Name of Facility:
<input type="checkbox"/> New construction	\$	\$	<b>Type of Facility [Check <u>only one</u> box.]</b> <input type="checkbox"/> Permanent housing <input type="checkbox"/> Short-term Shelter or Transitional housing <input type="checkbox"/> Supportive services only facility
<input type="checkbox"/> Rehabilitation	\$	\$	
<input type="checkbox"/> Acquisition	\$	\$	
<input type="checkbox"/> Operating	\$	\$	
a.	Purchase/lease of property:		Date (mm/dd/yy):
b.	Rehabilitation/Construction Dates:		Date started: <span style="float: right;">Date Completed:</span>
c.	Operation dates:		Date residents began to occupy: <input type="checkbox"/> Not yet occupied
d.	Date supportive services began:		Date started: <input type="checkbox"/> Not yet providing services
e.	Number of units in the facility:		HOPWA-funded units = <span style="float: right;">Total Units =</span>
f.	Is a waiting list maintained for the facility?		<input type="checkbox"/> Yes <input type="checkbox"/> No <i>If yes, number of participants on the list at the end of operating year</i>
g.	What is the address of the facility (if different from business address)?		
h.	Is the address of the project site confidential?		<input type="checkbox"/> Yes, protect information; do not publish list <input type="checkbox"/> No, can be made available to the public

**2b. Number and Type of HOPWA Capital Development Project Units (For Current or Past Capital Development Projects that receive HOPWA Operating Costs this Reporting Year)**

For units entered above in 2a, please list the number of HOPWA units that fulfill the following criteria:

	Number Designated for the Chronically Homeless	Number Designated to Assist the Homeless	Number Energy-Star Compliant	Number 504 Accessible – Mobility Units - Sensory Units
Rental units constructed (new) and/or acquired with or without rehab				
Rental units rehabbed				
Homeownership units constructed (if approved)				

**3. Units Assisted in Types of Housing Facility/Units Leased by Project Sponsor**

Charts 3a, 3b, and 4 are required for each facility. In Charts 3a and 3b, indicate the type and number of housing units in the facility, including master leased units, project-based or other scattered site units leased by the organization, categorized by the number of bedrooms per unit.

*Note: The number units may not equal the total number of households served.*

**Please complete separate charts for each housing facility assisted. Scattered site units may be grouped together.**

**3a. Check one only**

- Permanent Supportive Housing Facility/Units
- Short-term Shelter or Transitional Supportive Housing Facility/Units

**3b. Type of Facility**

Complete the following Chart for all facilities leased, master leased, project-based, or operated with HOPWA funds during the reporting year.

**Name of Project Sponsor/Agency Operating the Facility/Leased Units: Coastal Bend Wellness Foundation**

Type of housing facility operated by the project sponsor		Total Number of Units in use during the Operating Year Categorized by the Number of Bedrooms per Units				
		SRO/Studio/0 bdrm	1 bdrm	2 bdrm	3 bdrm	4 bdrm
a.	Single room occupancy dwelling					
b.	Community residence					
c.	Project-based rental assistance units or leased units					
d.	Other housing facility <u>Specify:</u> Hotel/motel	2				

**4. Households and Housing Expenditures**

Enter the total number of households served and the amount of HOPWA funds expended by the project sponsor on subsidies for housing involving the use of facilities, master leased units, project based or other scattered site units leased by the organization.

Housing Assistance Category: Facility Based Housing		Output: Number of Households	Output: Total HOPWA Funds Expended during Operating Year by Project Sponsor
a.	Leasing Costs	2	\$3,764.57
b.	Operating Costs		
c.	Project-Based Rental Assistance (PBRA) or other leased units		
d.	Other Activity (if approved in grant agreement) <u>Specify:</u>		
e.	Adjustment to eliminate duplication (subtract)	0	
f.	<b>TOTAL Facility-Based Housing Assistance (Sum Rows a through d minus Row e)</b>	2	\$3,764.57

**1. Project Sponsor Agency Name (Required)**

AIDS Outreach Center
----------------------

**2. Capital Development N/A**

**2a. Project Site Information for HOPWA Capital Development of Projects (For Current or Past Capital Development Projects that receive HOPWA Operating Costs this reporting year)**

*Note: If units are scattered-sites, report on them as a group and under type of Facility write "Scattered Sites."*

Type of Development this operating year	HOPWA Funds Expended this operating year (if applicable)	Non-HOPWA funds Expended (if applicable)	Name of Facility:
<input type="checkbox"/> New construction	\$	\$	<b>Type of Facility [Check <u>only one</u> box.]</b> <input type="checkbox"/> Permanent housing <input type="checkbox"/> Short-term Shelter or Transitional housing <input type="checkbox"/> Supportive services only facility
<input type="checkbox"/> Rehabilitation	\$	\$	
<input type="checkbox"/> Acquisition	\$	\$	
<input type="checkbox"/> Operating	\$	\$	
a.	Purchase/lease of property:		Date (mm/dd/yy):
b.	Rehabilitation/Construction Dates:		Date started: <span style="float: right;">Date Completed:</span>
c.	Operation dates:		Date residents began to occupy: <input type="checkbox"/> Not yet occupied
d.	Date supportive services began:		Date started: <input type="checkbox"/> Not yet providing services
e.	Number of units in the facility:		HOPWA-funded units = <span style="float: right;">Total Units =</span>
f.	Is a waiting list maintained for the facility?		<input type="checkbox"/> Yes <input type="checkbox"/> No <i>If yes, number of participants on the list at the end of operating year</i>
g.	What is the address of the facility (if different from business address)?		
h.	Is the address of the project site confidential?		<input type="checkbox"/> Yes, protect information; do not publish list <input type="checkbox"/> No, can be made available to the public

**2b. Number and Type of HOPWA Capital Development Project Units (For Current or Past Capital Development Projects that receive HOPWA Operating Costs this Reporting Year)**

For units entered above in 2a, please list the number of HOPWA units that fulfill the following criteria:

	Number Designated for the Chronically Homeless	Number Designated to Assist the Homeless	Number Energy-Star Compliant	Number 504 Accessible – Mobility Units - Sensory Units
Rental units constructed (new) and/or acquired with or without rehab				
Rental units rehabbed				
Homeownership units constructed (if approved)				

**3. Units Assisted in Types of Housing Facility/Units Leased by Project Sponsor**

Charts 3a, 3b, and 4 are required for each facility. In Charts 3a and 3b, indicate the type and number of housing units in the facility, including master leased units, project-based or other scattered site units leased by the organization, categorized by the number of bedrooms per unit.

*Note: The number units may not equal the total number of households served.*

**Please complete separate charts for each housing facility assisted. Scattered site units may be grouped together.**

**3a. Check one only**

- Permanent Supportive Housing Facility/Units
- Short-term Shelter or Transitional Supportive Housing Facility/Units

**3b. Type of Facility**

Complete the following Chart for all facilities leased, master leased, project-based, or operated with HOPWA funds during the reporting year.

**Name of Project Sponsor/Agency Operating the Facility/Leased Units: AIDS Outreach Center**

Type of housing facility operated by the project sponsor		Total Number of Units in use during the Operating Year Categorized by the Number of Bedrooms per Units				
		SRO/Studio/0 bdrm	1 bdrm	2 bdrm	3 bdrm	4 bdrm
a.	Single room occupancy dwelling					
b.	Community residence					
c.	Project-based rental assistance units or leased units					
d.	Other housing facility <u>Specify:</u> Hotel/motel	14				

**4. Households and Housing Expenditures**

Enter the total number of households served and the amount of HOPWA funds expended by the project sponsor on subsidies for housing involving the use of facilities, master leased units, project based or other scattered site units leased by the organization.

Housing Assistance Category: Facility Based Housing		Output: Number of Households	Output: Total HOPWA Funds Expended during Operating Year by Project Sponsor
a.	Leasing Costs	14	\$24,873.25
b.	Operating Costs		
c.	Project-Based Rental Assistance (PBRA) or other leased units		
d.	Other Activity (if approved in grant agreement) <u>Specify:</u>		
e.	Adjustment to eliminate duplication (subtract)	0	
f.	<b>TOTAL Facility-Based Housing Assistance (Sum Rows a through d minus Row e)</b>	14	\$24,873.25



**3. Units Assisted in Types of Housing Facility/Units Leased by Project Sponsor**

Charts 3a, 3b, and 4 are required for each facility. In Charts 3a and 3b, indicate the type and number of housing units in the facility, including master leased units, project-based or other scattered site units leased by the organization, categorized by the number of bedrooms per unit.

*Note: The number units may not equal the total number of households served.*

**Please complete separate charts for each housing facility assisted. Scattered site units may be grouped together.**

**3a. Check one only**

- Permanent Supportive Housing Facility/Units
- Short-term Shelter or Transitional Supportive Housing Facility/Units

**3b. Type of Facility**

Complete the following Chart for all facilities leased, master leased, project-based, or operated with HOPWA funds during the reporting year.

**Name of Project Sponsor/Agency Operating the Facility/Leased Units: The Salvation Army Mabee Center**

Type of housing facility operated by the project sponsor		Total Number of Units in use during the Operating Year Categorized by the Number of Bedrooms per Units				
		SRO/Studio/0 bdrm	1 bdrm	2 bdrm	3 bdrm	4 bdrm
a.	Single room occupancy dwelling					
b.	Community residence					
c.	Project-based rental assistance units or leased units					
d.	Other housing facility <u>Specify:</u> Emergency Shelter Beds (2 per room)	24				

**4. Households and Housing Expenditures**

Enter the total number of households served and the amount of HOPWA funds expended by the project sponsor on subsidies for housing involving the use of facilities, master leased units, project based or other scattered site units leased by the organization.

Housing Assistance Category: Facility Based Housing		Output: Number of Households	Output: Total HOPWA Funds Expended during Operating Year by Project Sponsor
a.	Leasing Costs		
b.	Operating Costs	24	\$81,675.00
c.	Project-Based Rental Assistance (PBRA) or other leased units		
d.	Other Activity (if approved in grant agreement) <u>Specify:</u>		
e.	Adjustment to eliminate duplication (subtract)	0	
f.	<b>TOTAL Facility-Based Housing Assistance (Sum Rows a through d minus Row e)</b>	24	\$81,675.00